SLIM MAGNETIC POWERBANK

Qi ID: 21671

USER MANUAL

1 Specifications

Model: CU.1384
Battery Type: Li-polymer battery
Capacity: 5000mAh (3.85V⎓19.25Wh)
Conversion Rate: 60% (5V2A)
Input: 5V⎓3A, 9V⎓2.22A, 12V⎓1.67A
Output: 5V⎓3A, 9V⎓2.22A, 12V⎓1.67A
Wireless Charging: 15W
Size: 103.5 x 64 x 9.9mm
Storage Temperature: 14-104ºF
Working Environment Temperature: 32-104ºF

2 At A Glance

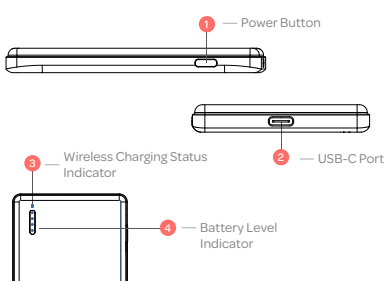

3 Charging Your Device

To begin wireless charging, place charger on the back of your phone as illustrated below.

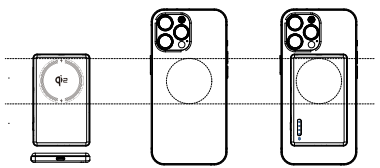

Status	Wireless Charging Status Indicator	Battery Level Indicator
Fast Charging	Led with flash	On

4 Light Indicators

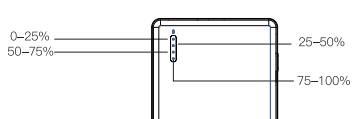

5 Charging Your Device While Recharging Your Portable Charger

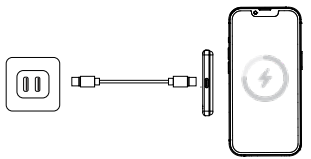

Status	Wireless Charging Status Indicator	Battery Level Indicator
Charging and recharging simultaenously	Led will flash	Led will flash
Fully Charged	Led will flash	On

6 Charging Your Phone With Cable

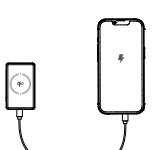

Status	Wireless Charging Status Indicator	Battery Level Indicator
Recharging Phone	Off	On

7 Recharging Your Portable Charger

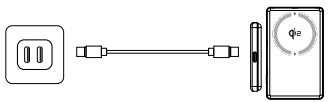

Status	Wireless Charging Status Indicator	Battery Level Indicator
Charging	Off	Led will flash
Fully Charged	Off	On

Wireless charger is only compatible with Magsafe compatible phones.

Both the protective phone case and the position of your device on the wireless charger will affect the charging speed. The farther it is placed from the center of the wireless charger, the slower the charging speed will be.

Note: When battery is below 10%, press power button to turn on wireless charger.

8 Important Safety Instructions

When using this product, basic precautions should always be followed, including the following:

1 - Store the product in a cool, dry place.

2 - Do not store the product in a hot or humid environment.

3 - Use of a power supply or charger not recommended by the product manufacturer may result in a risk of injury to persons.

4 - Operating temperature should be between 0ºc to 40ºc.

5 - Do not disassemble the product. Incorrect reassembly mayresult in a risk of fire or injury to persons.

6- It's recommended to recharge the battery once every 3 months.

7 - When charging a device, the product may feel warm. This is a normal operating condition and should not be a cause for concern.

8 - Do not dispose of the product in heat or fire.

9 - Do not clean the product with harmful chemicals or detergents.

10 - When disposing of secondary cells or batteries, keep cells or batterires of different electrochemical systems from each other.

11 - Be aware that a discharged battery my cause fire or smoke. Tape the terminals to insulate them.

This equipment generates uses and can radiate radio frequency energy and, if not installed and used in accordance with the instructions, may cause harmful interference to radio communications. However, there is no guarantee that interference will not occur in a particular installation. If this equipment does cause harmful interference to radio or television, which can be determined by turning the equipment off and on.

FCC STATEMENT:

This device complies with Part 15 of the FCC Rules. Operation is subject to the following two conditions: (1) this device may not cause harmful interference, and (2) this device must accept any interference received, including interference that may cause undesired operation.

Note: This equipment has been tested and found to comply with the limits for a Class B digital device, pursuant to Part 15 of the FCC Rules. These limits are designed to provide reasonable protection against harmful interference in a residential installation. This equipment generates, uses and can radiate radio frequency energy and, if not installed and used in accordance with the instructions, may cause harmful interference to radio communications. However, there is no guarantee that interference will not occur in a particular installation.

If this equipment does cause harmful interference to radio or television reception, which can be determined by turning the equipment off and on, the user is encouraged to try to correct the interference by one or more of the following measures:

-- Reorient or relocate the receiving antenna.

-- Increase the separation between the equipment and receiver.

-- Connect the equipment into an outlet on a circuit different from that to which the receiver is connected.

-- Consult the dealer or an experienced radio/TV technician for help.
Caution: Changes or modifications not expressly approved by the party responsible for compliance could void the user's authority to operate the equipment.

FCC RF EXPOSURE STATEMENT:

The device has been evaluated to meet general RF exposure requirement. The device can be used in portable exposure condition without restriction.

SLIM MAGNETIC POWERBANK

Creoh USA, LLC
Lakewood, NJ 08701
www.itsjustsmart.com