Magnetic Car Mount Charger

With Retractable Cord

Model : IJS.213

USER MANUAL

1 Specifications

Model: IJS.213

Input V: 5V–3A 9V–2A

Mobile Phone: 5W/7.5W/10W/15W (Max)

Line Length: 30" Max

Operating Temperature: 50-86ºF

2 Usage

1. Correctly assemble the wireless charging body and components, fix the bottom suction cup of the wireless charging on the flat surface of the center.

2. Connect the wireless charger to the Type-C port of the car or car charger. The red light will illuminate. If the indicator is off, please check and reconnect it.

3. Place Magsafe compatible device on wireless charging area to begin charging.

4. If temperature exceeds efficient operational limit, the red light will flash rapidly the device will stop charging. Wireless charging will resume when the teperature of the device decreases.

3 Product Features

1. Built-in temperature sensor chip and foreign body detection chip, automatic over temperature protection, foreign body detection.

2. Built-in retractable Type-C cord.

***Using multiple ports on the same adapter can slow down charging**

Choosing the right adapter

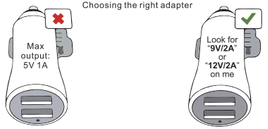

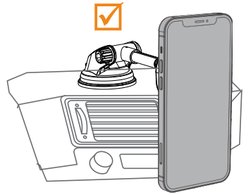

Completed Display

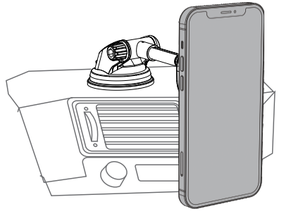

FCC STATEMENT

This device complies with Part 15 of the FCC Rules. Operation is subject to the following two conditions: (1) this device may not cause harmful interference, (2) this device must accept any interference received, Application scenario including interference that may cause undesired operation.

Note: This equipment has been tested and found to comply with the limits for a Class B digital device, pursuant to Part 15 of the FCC Rules. These limits are designed to provide reasonable protection against harmful interference in a residential installation. This equipment generates, uses and can radiate radio frequency energy and, if not installed and used in accordance with the instructions, may cause harmful interference to radio communications. However, there is no guarantee that interference will not occur in a particular installation. If this equipment does cause harmful interference to radio or television reception, which can be determined by turning the equipment off and on, the user is encouraged to try to correct the interference by one or more of the following measures:

-- Reorient or relocate the receiving antenna.
-- Increase the separation between the equipment and receiver.
-- Connect the equipment into an outlet on a circuit different from that to which the receiver is connected.
--Consult the dealer or an experienced radio/TV technician for help.

Caution: Changes or modifications not expressly approved by the party responsible for compliance could void the user's authority to operate the equipment.

FCC RF EXPOSURE STATEMENT:

This equipment complies with FCC radiation exposure limits set forth for an uncontrolled environment. This equipment should be installed and operated with a minimum distance of 20 cm between the radiator and your body.

Creoh USA LLC
Lakewood, NJ 08701
www.itsjustsmart.com