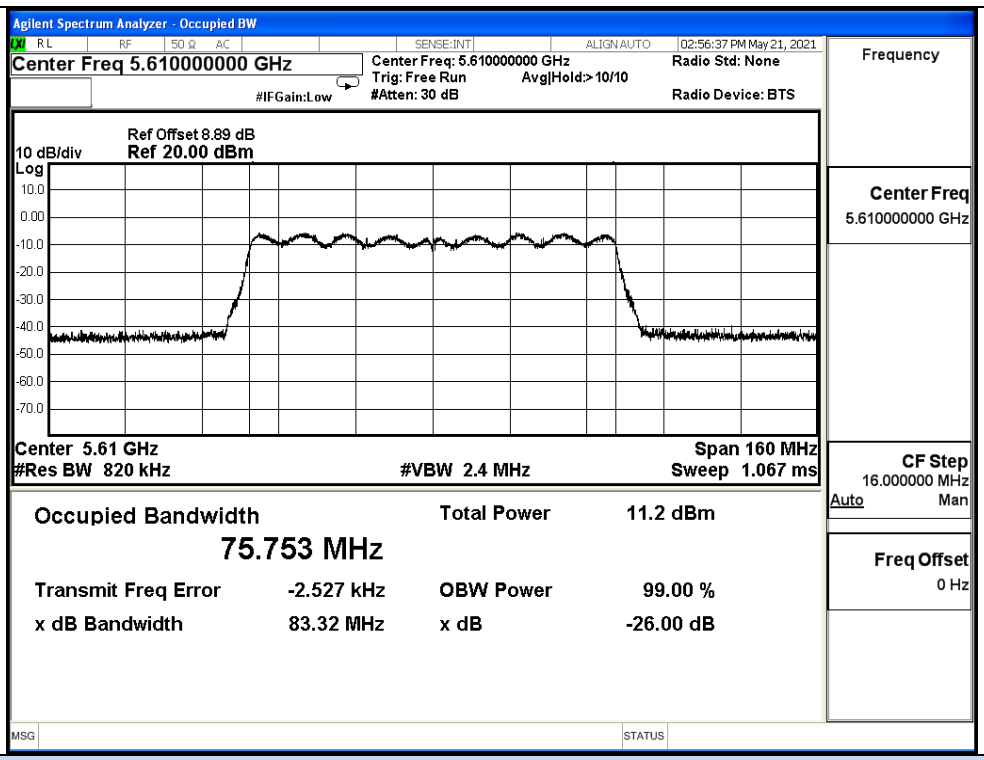


IEEE 802.11ac80 / Channel 122 / 5610MHz

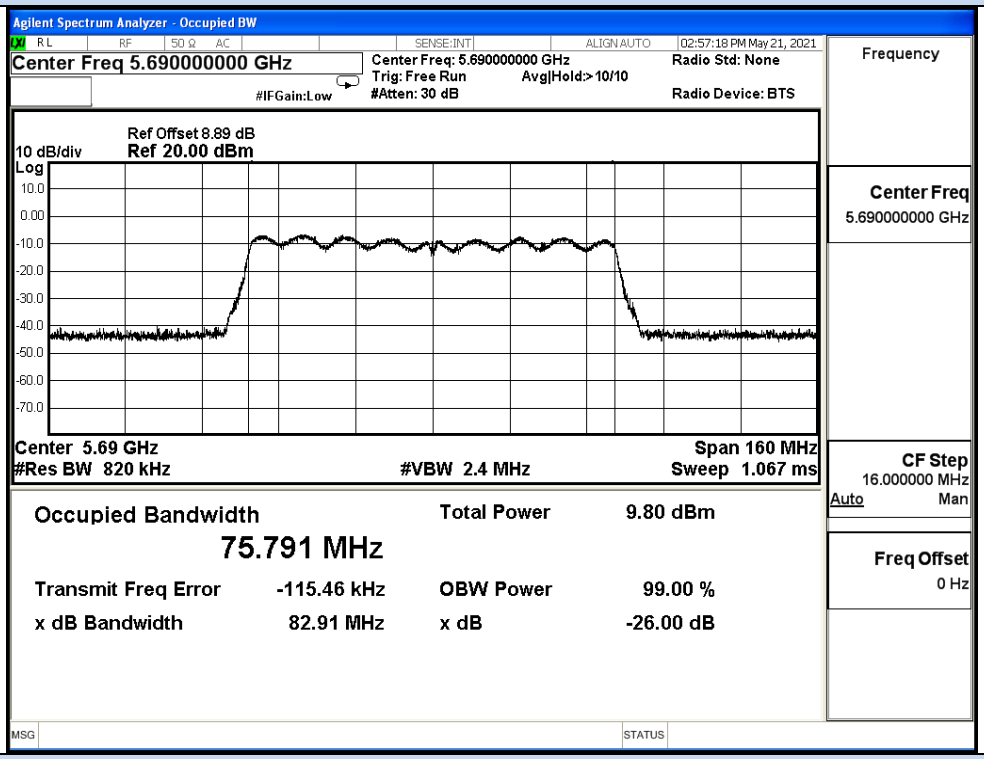


IEEE 802.11ac80 / Channel 138 / 5690MHz

ANT1

| Test Mode | Channel | Frequency (MHz) | 26dB Bandwidth (MHz) | Limit (MHz) | Verdict |
|---|---|---|---|---|---|
| 11A | 100 | 5500 | 20.68 | No Limit | Pass |
| | 120 | 5600 | 20.64 | | Pass |
| | 140 | 5700 | 20.42 | | Pass |
| 11N20 SISO | 100 | 5500 | 21.37 | No Limit | Pass |
| | 120 | 5600 | 21.24 | | Pass |
| | 140 | 5700 | 21.29 | | Pass |
| 11N40 SISO | 102 | 5510 | 41.78 | No Limit | Pass |
| | 118 | 5590 | 41.43 | | Pass |
| | 134 | 5670 | 42.64 | | Pass |
| 11AC20 SISO | 100 | 5500 | 21.34 | No Limit | Pass |
| | 120 | 5600 | 21.50 | | Pass |
| | 140 | 5700 | 21.51 | | Pass |
| 11AC40 SISO | 102 | 5510 | 41.75 | No Limit | Pass |
| | 118 | 5590 | 41.92 | | Pass |
| | 134 | 5670 | 42.34 | | Pass |
| 11AC80 SISO | 106 | 5530 | 82.63 | No Limit | Pass |
| | 122 | 5610 | 83.25 | | Pass |
| | 138 | 5690 | 83.14 | | Pass |

26dB Bandwidth

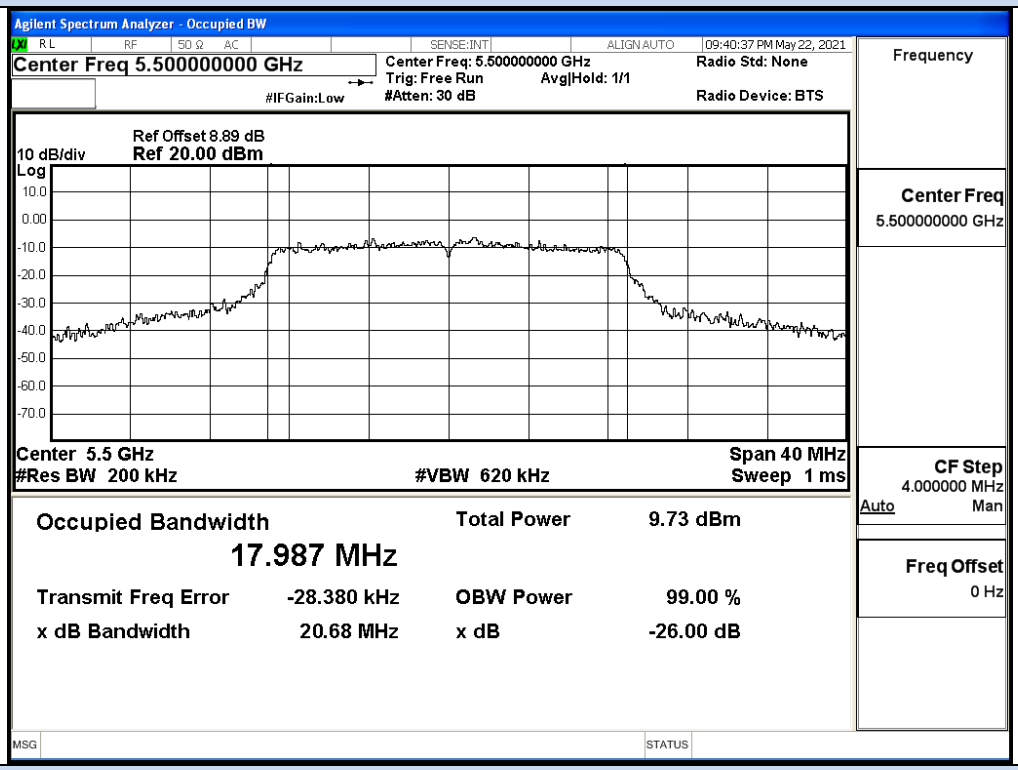


IEEE 802.11a / Channel 100 / 5500MHz

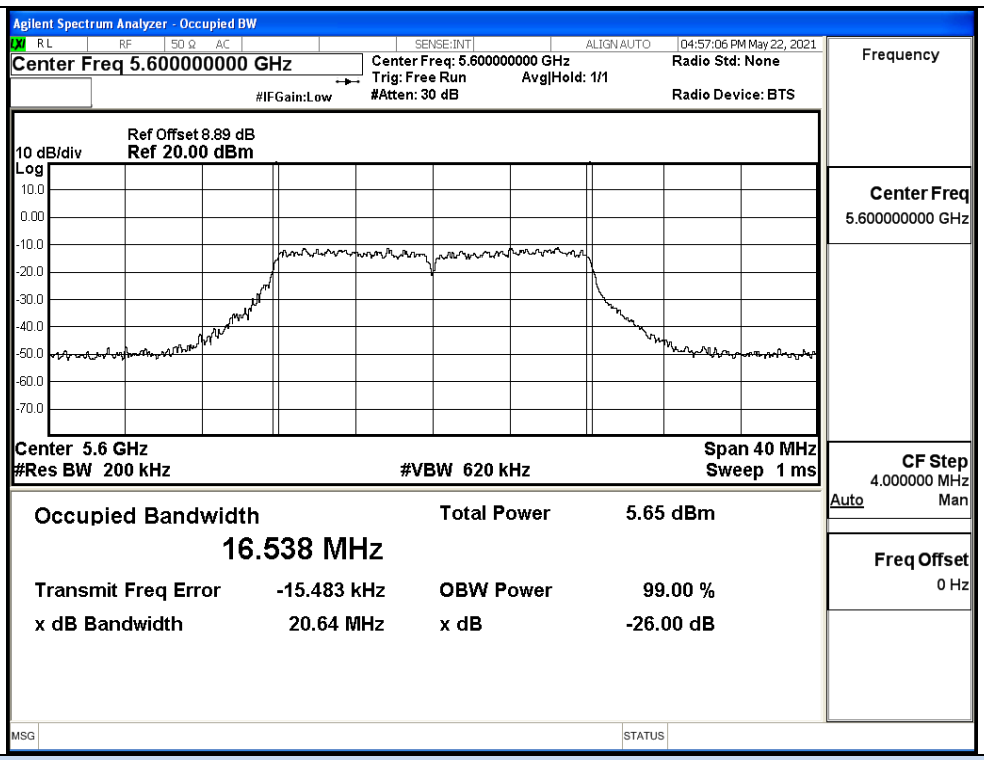


IEEE 802.11a / Channel 120 / 5600MHz

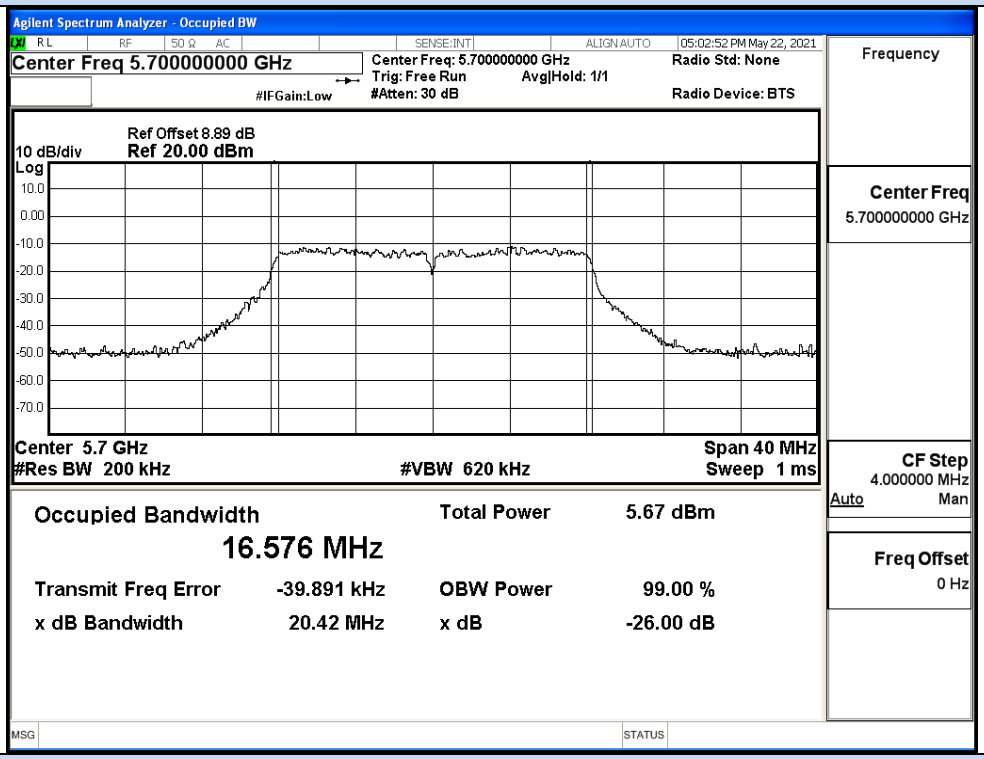


IEEE 802.11a / Channel 140 / 5700MHz

26dB Bandwidth

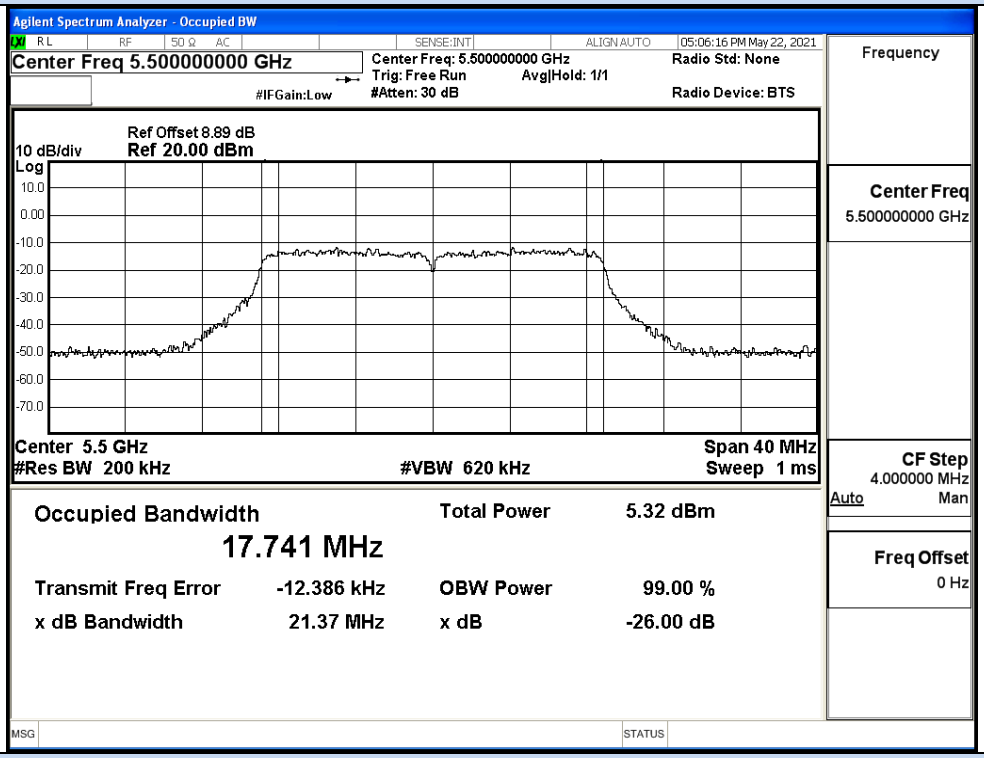


IEEE 802.11n20 / Channel 100 / 5500MHz

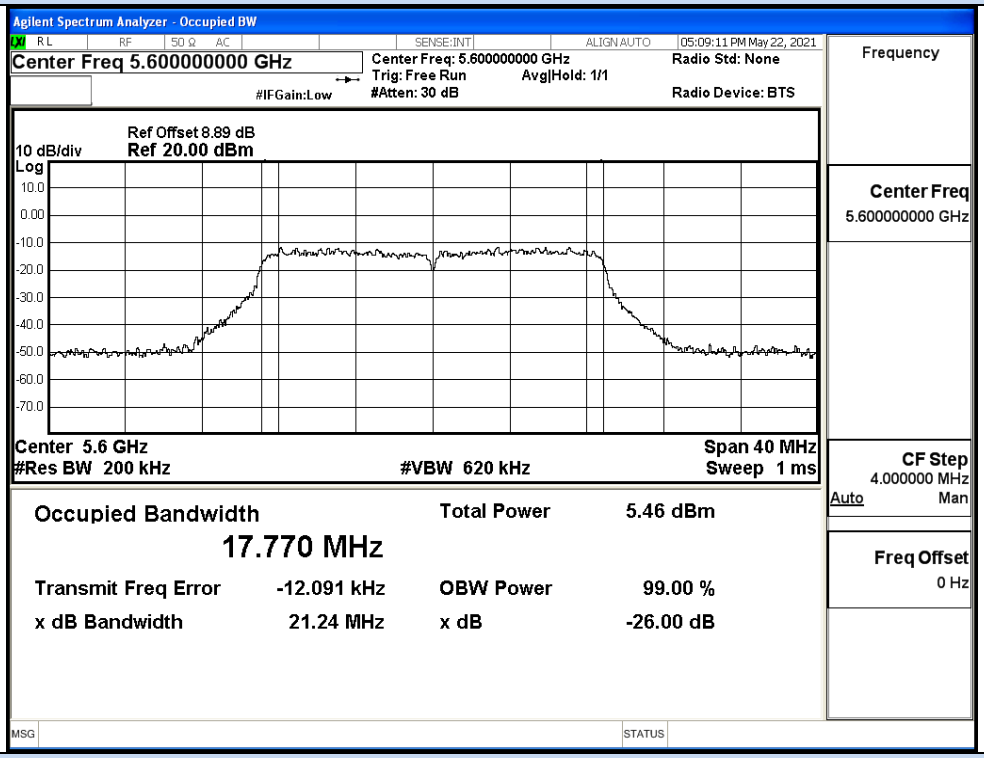


IEEE 802.11n20 / Channel 120 / 5600MHz

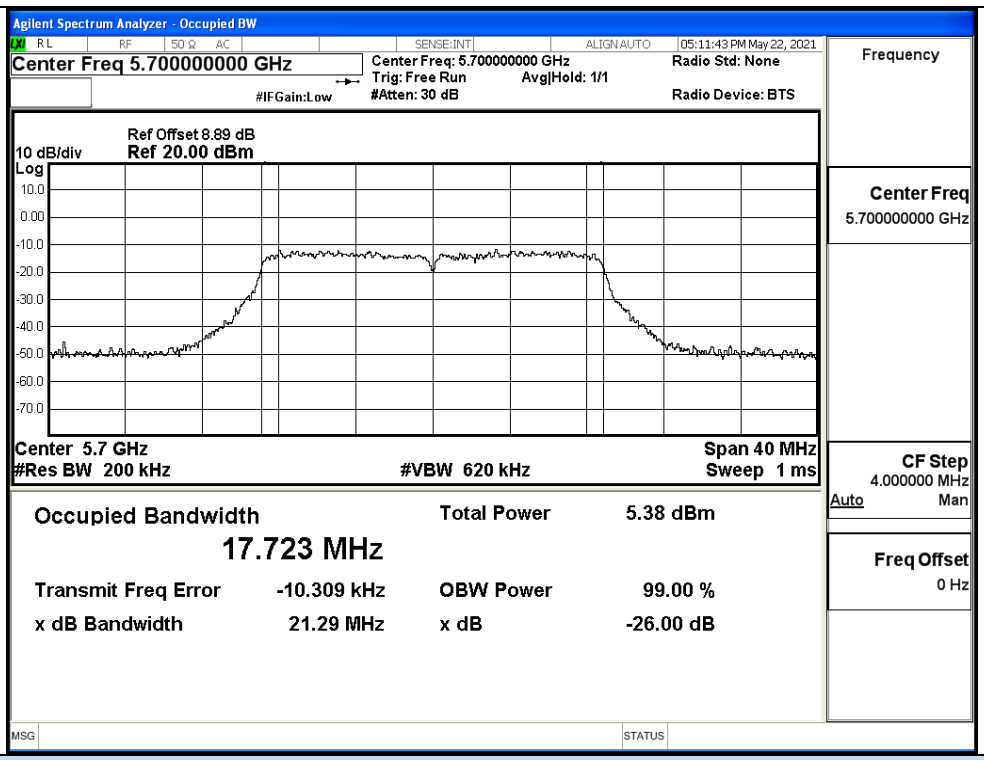


IEEE 802.11n20 / Channel 140 / 5700MHz

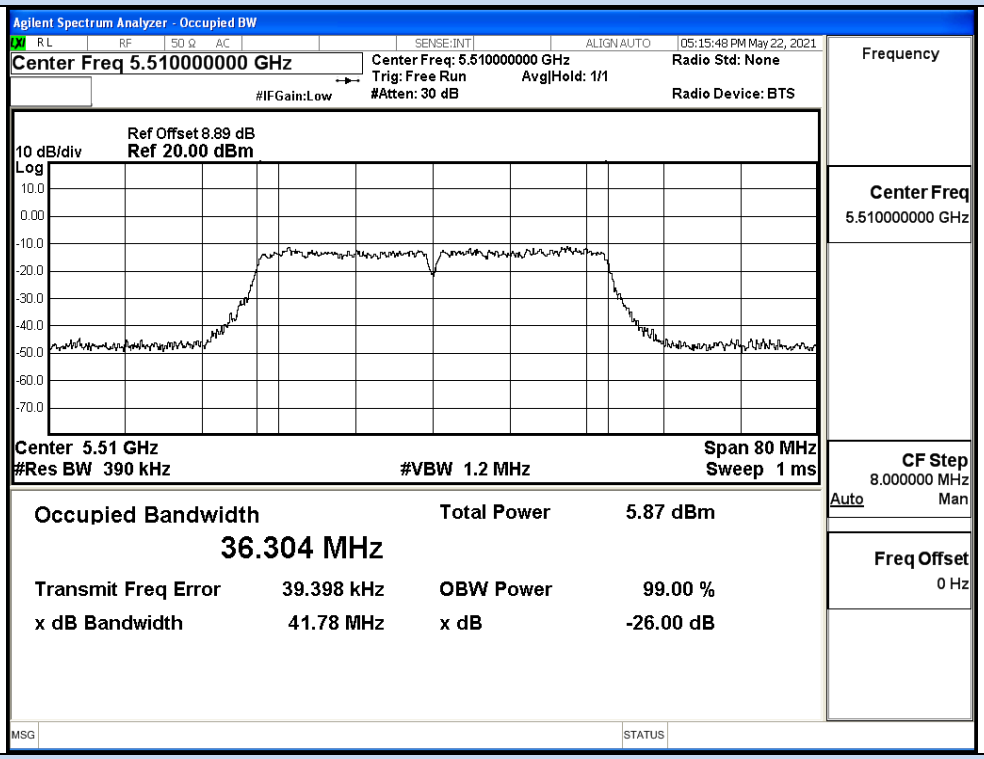


IEEE 802.11n40 / Channel 102 / 5510MHz

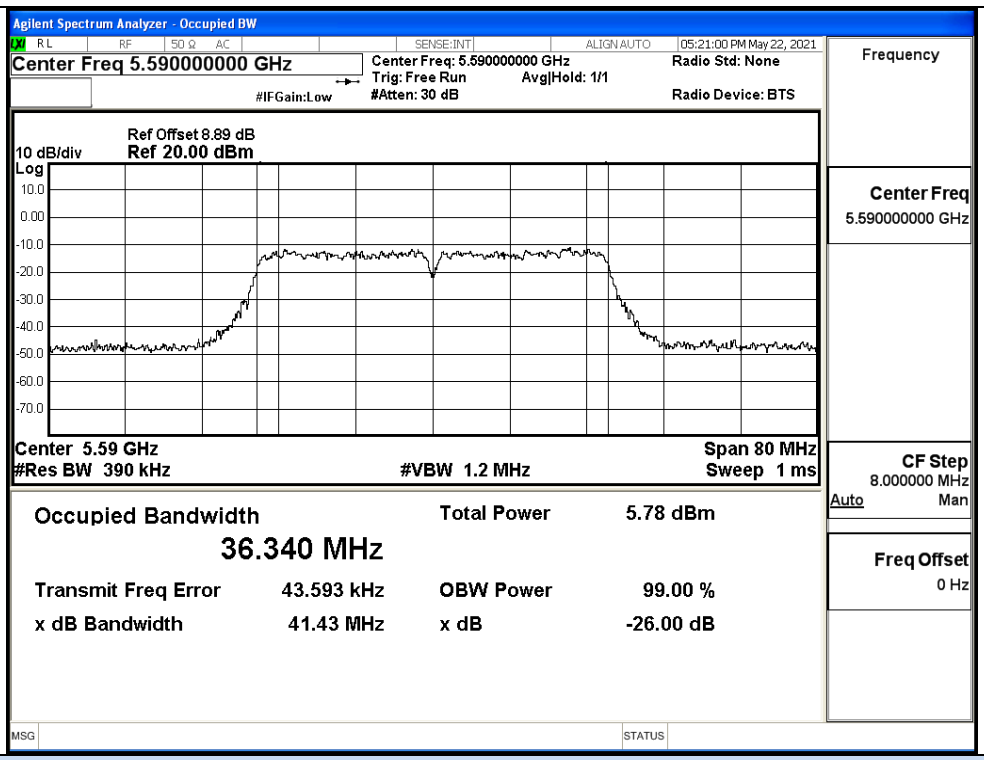


IEEE 802.11n40 / Channel 118 / 5590MHz

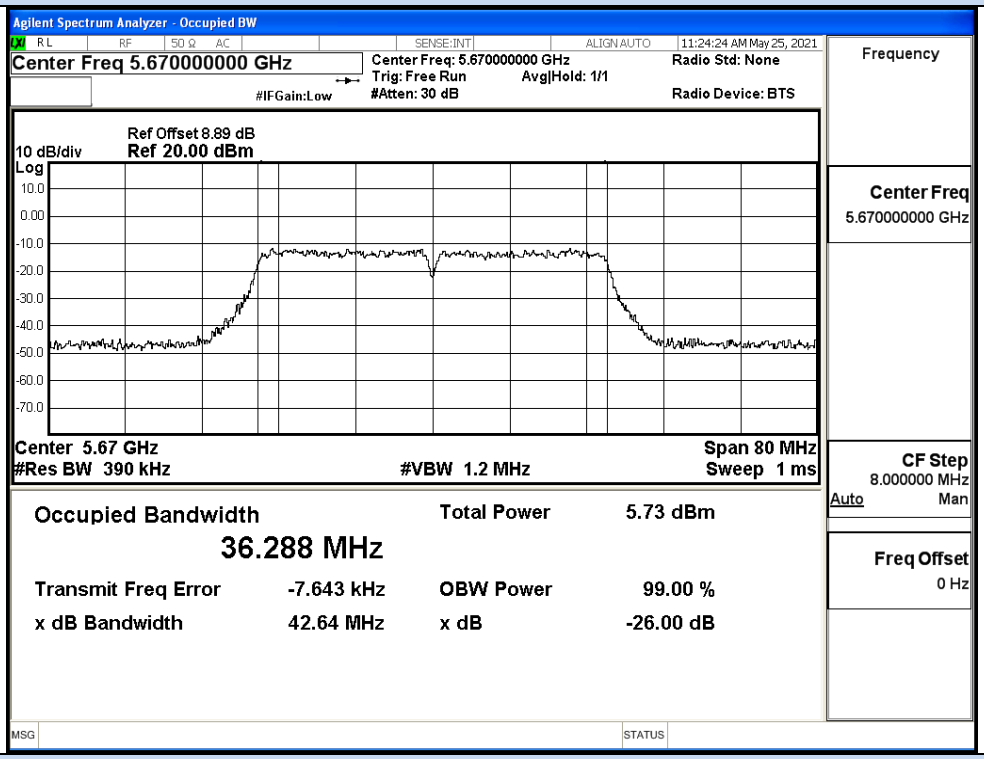


IEEE 802.11n40 / Channel 134 / 5670MHz

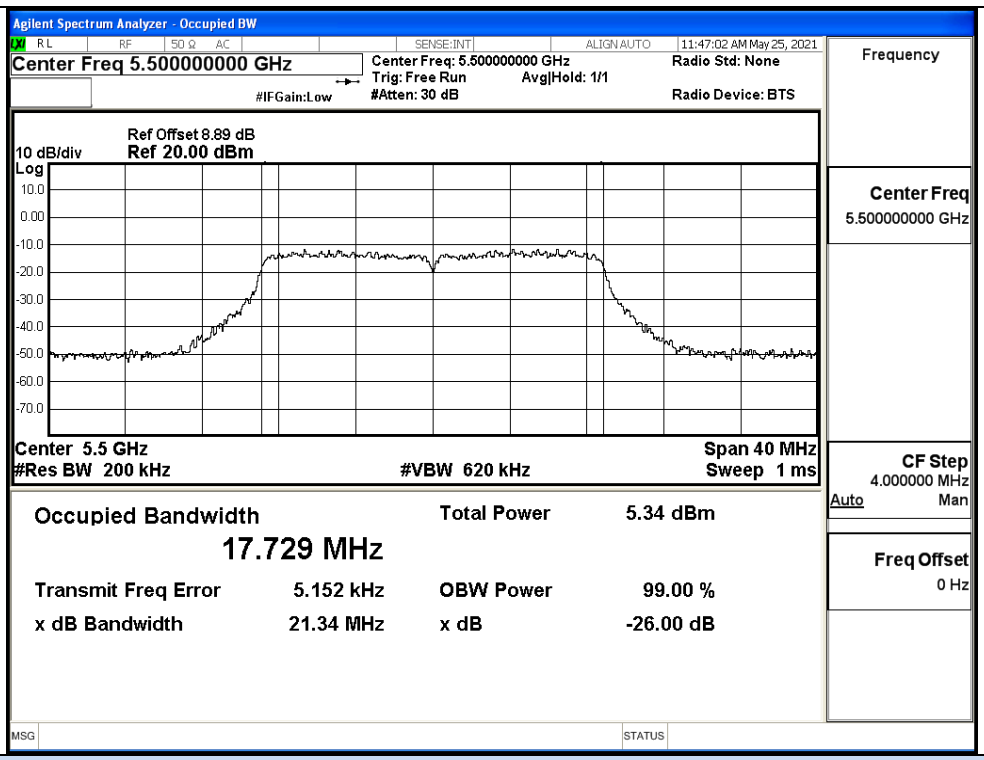


IEEE 802.11ac20 / Channel 100 / 5500MHz

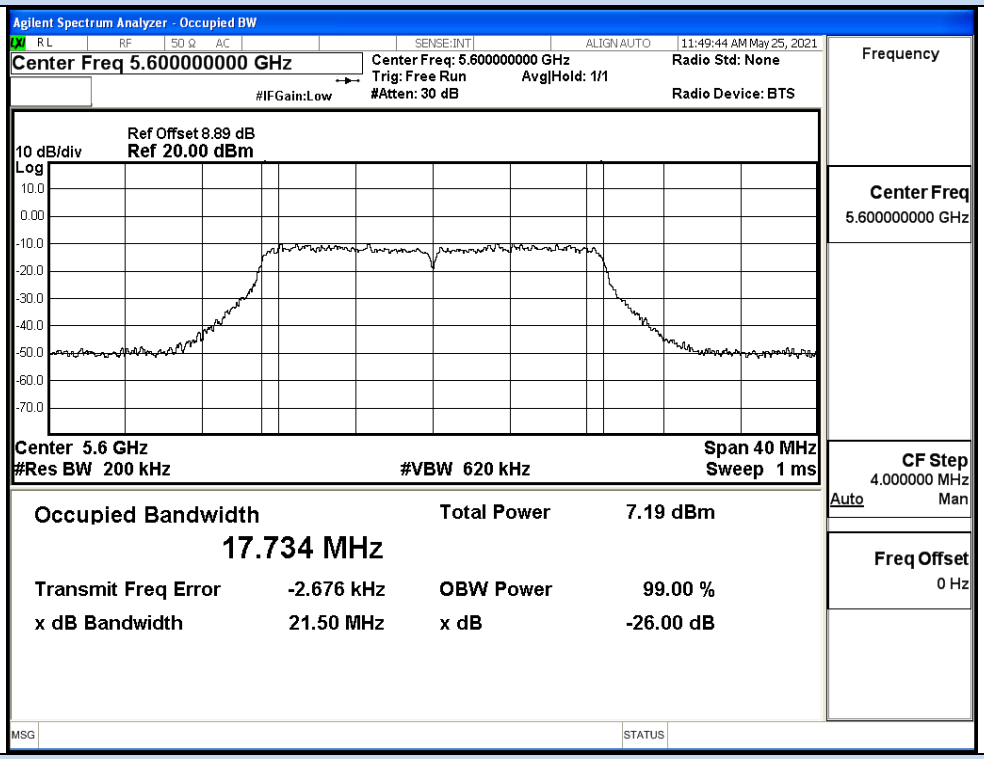


IEEE 802.11ac20 / Channel 120 / 5600MHz

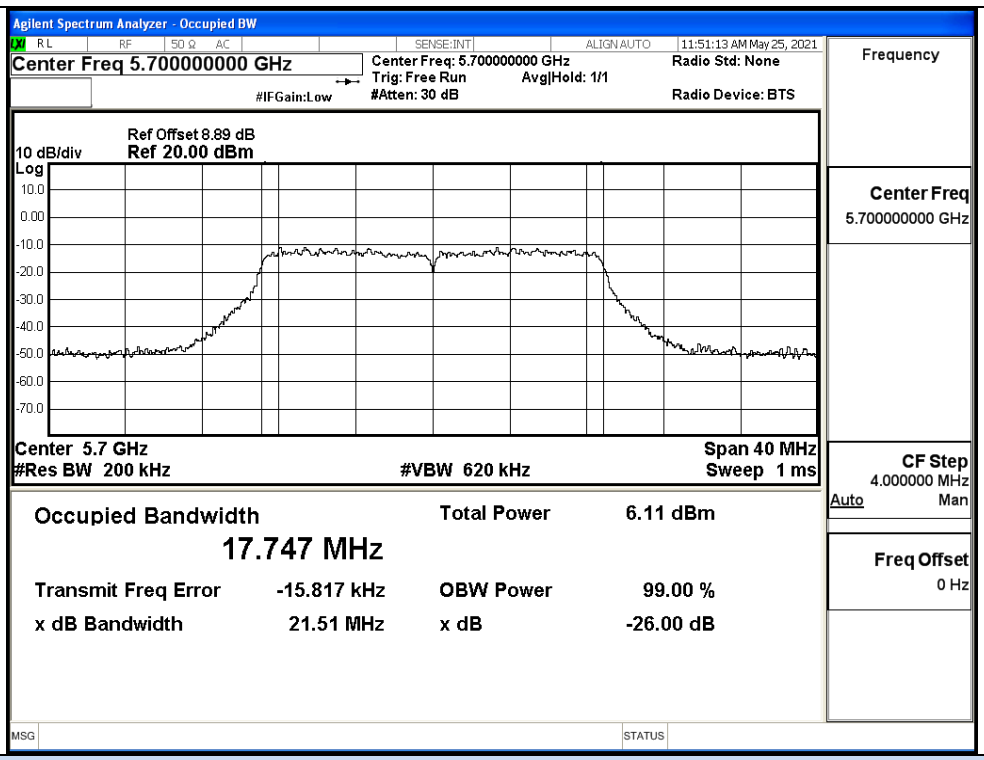


IEEE 802.11ac20 / Channel 140 / 5700MHz

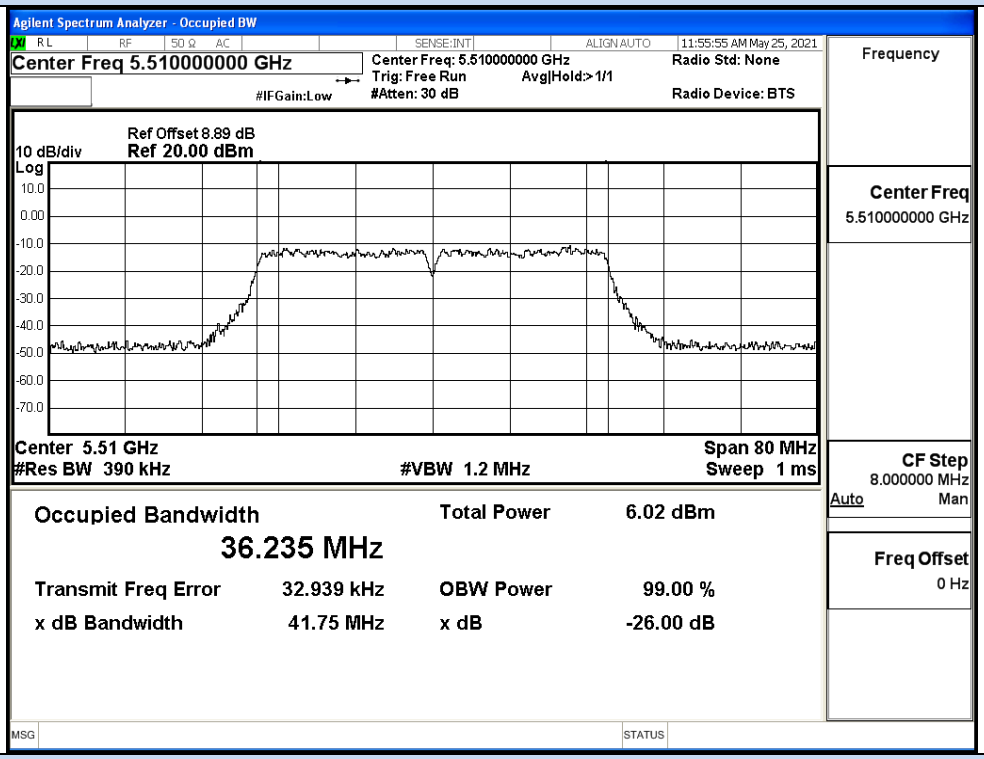


IEEE 802.11ac40 / Channel 102 / 5510MHz

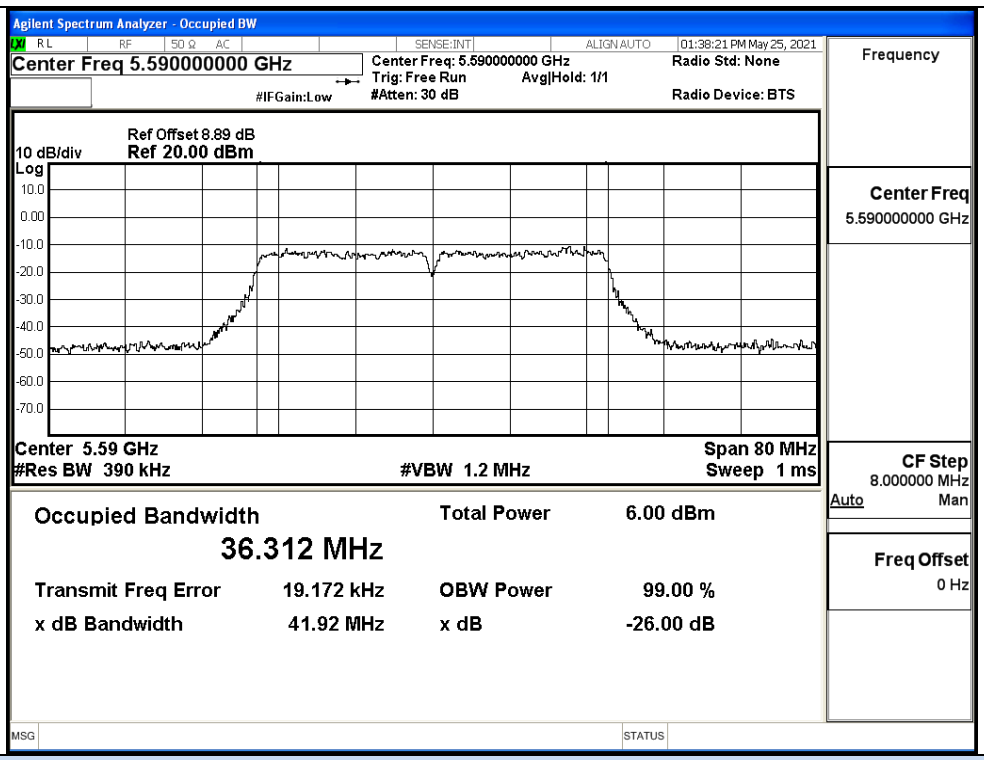


IEEE 802.11ac40 / Channel 118 / 5590MHz

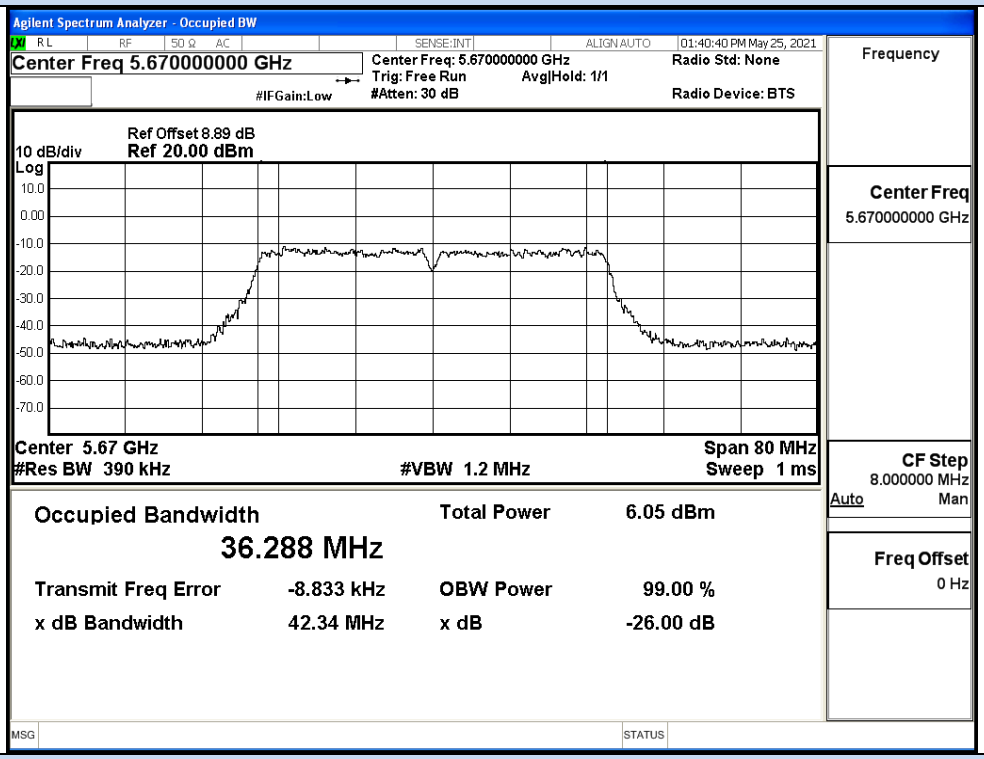


IEEE 802.11ac40 / Channel 134 / 5670MHz

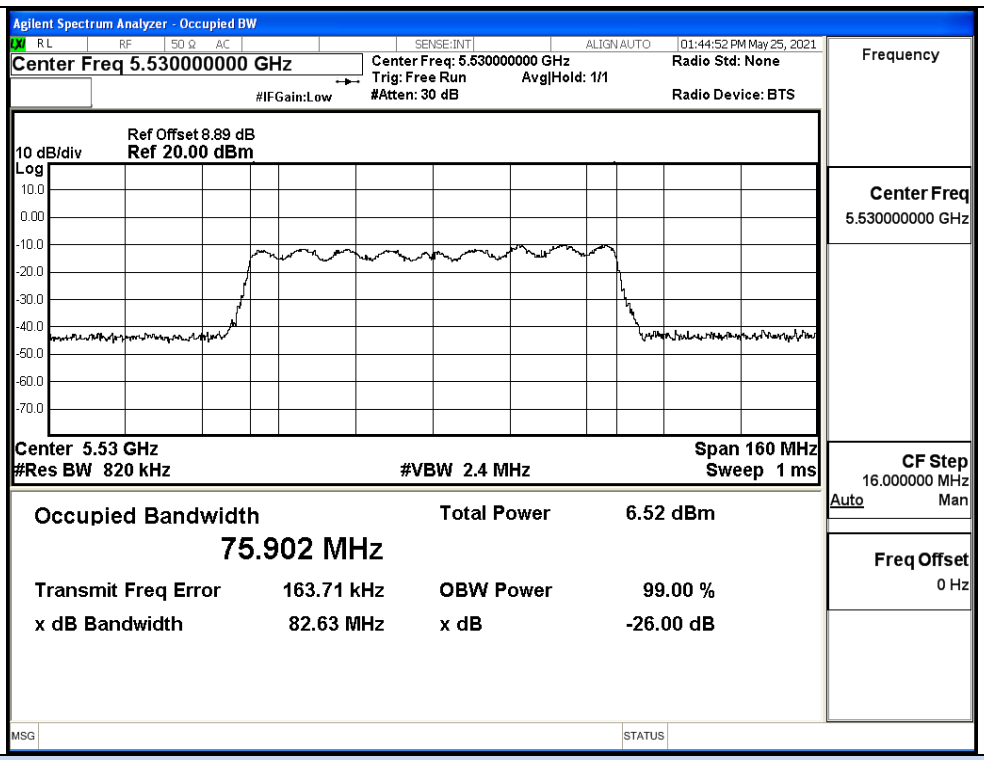


IEEE 802.11ac80 / Channel 106 / 5530MHz

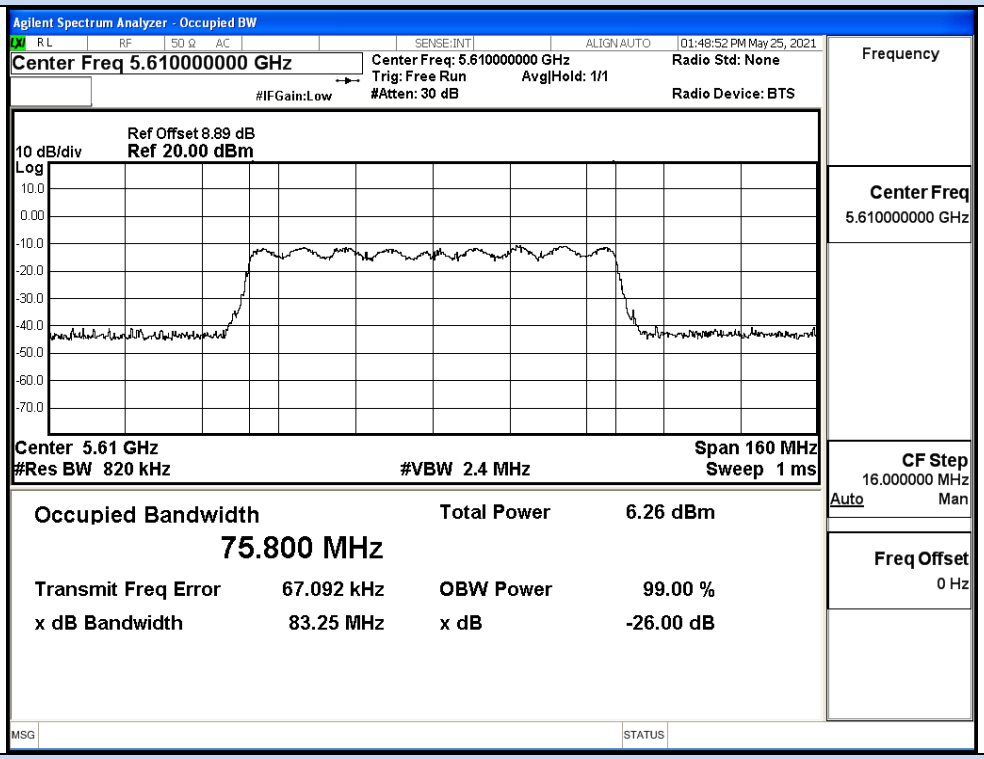


IEEE 802.11ac80 / Channel 122 / 5610MHz

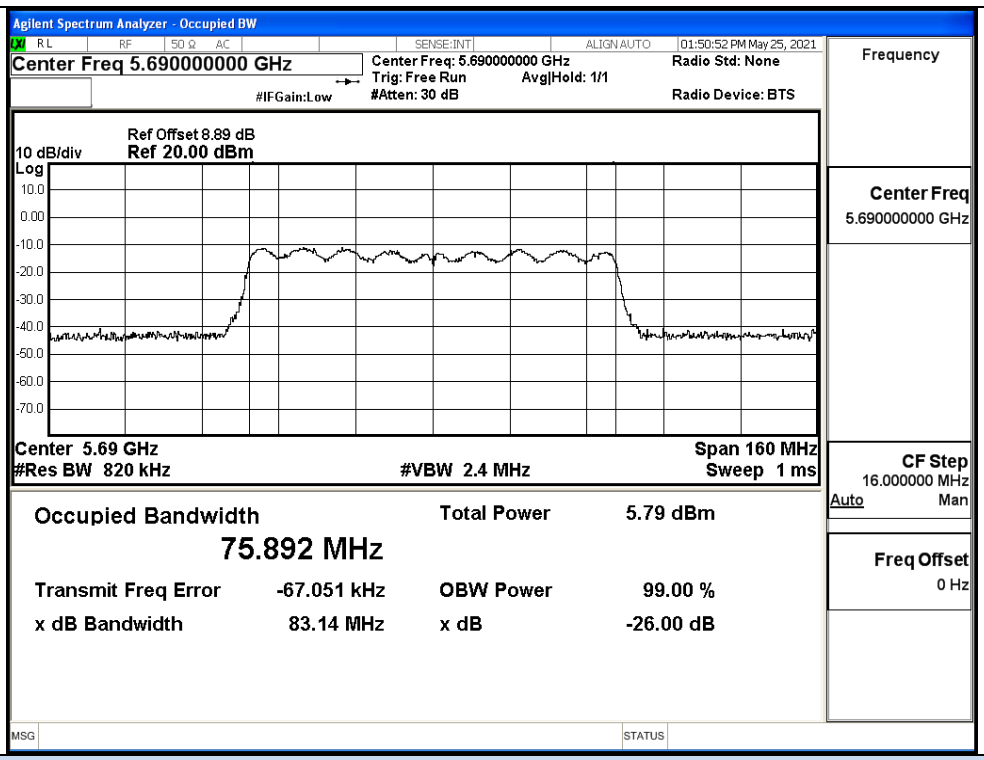


IEEE 802.11ac80 / Channel 138 / 5690MHz

99% Occupied Bandwidth

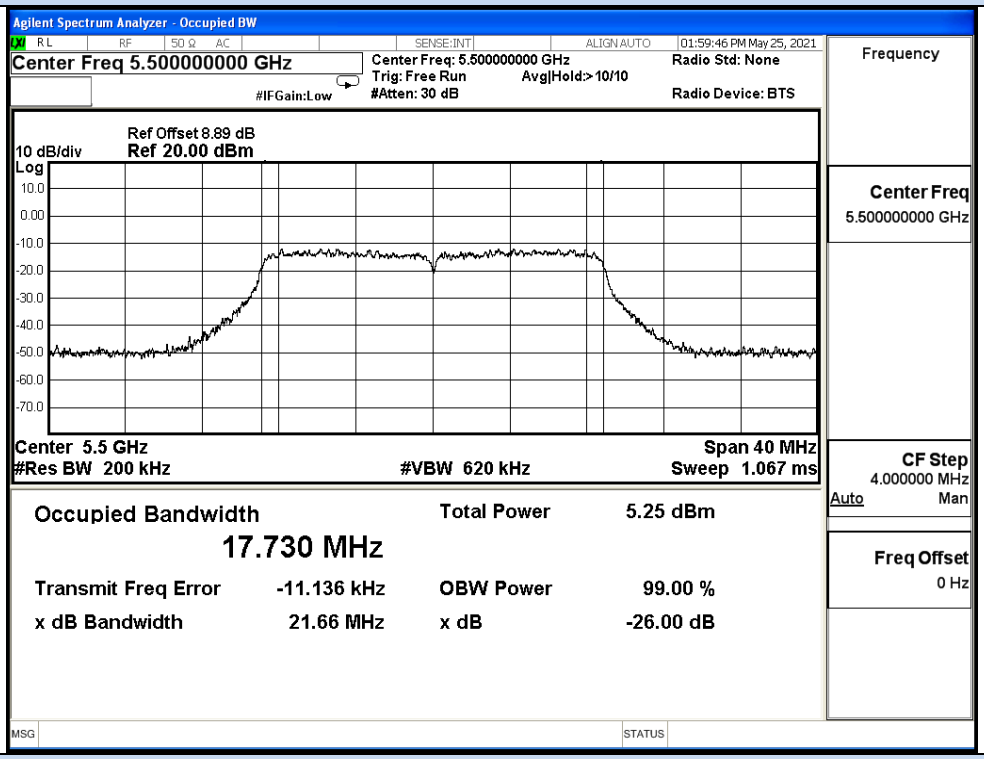


IEEE 802.11n20 / Channel 100 / 5500MHz

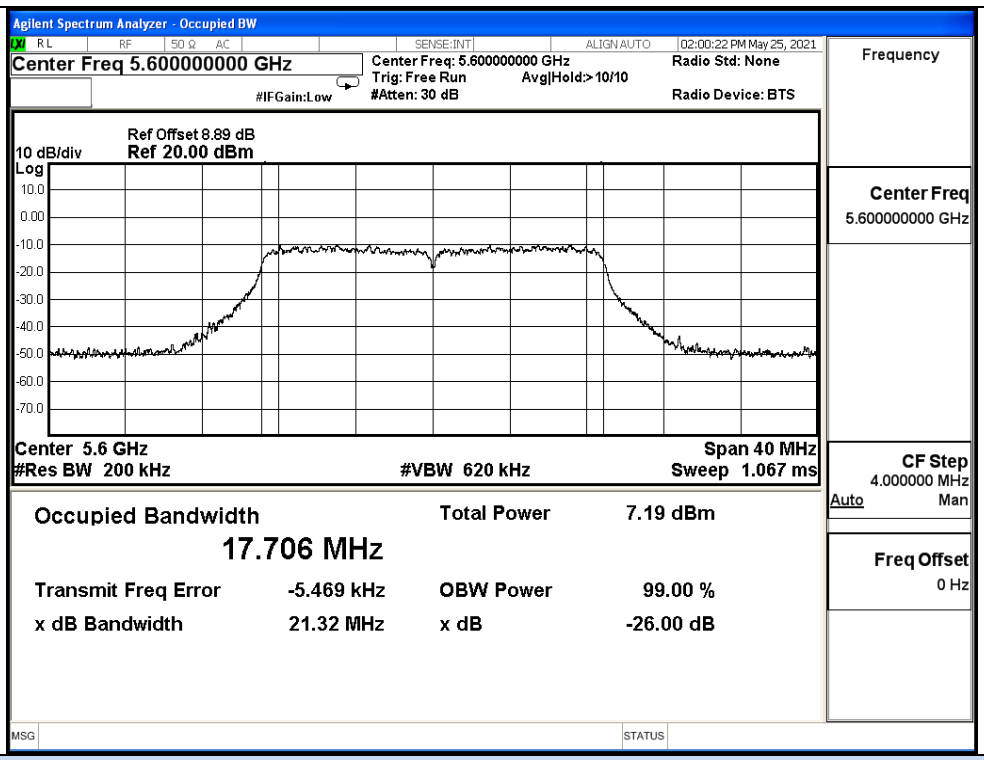


IEEE 802.11n20 / Channel 120 / 5600MHz

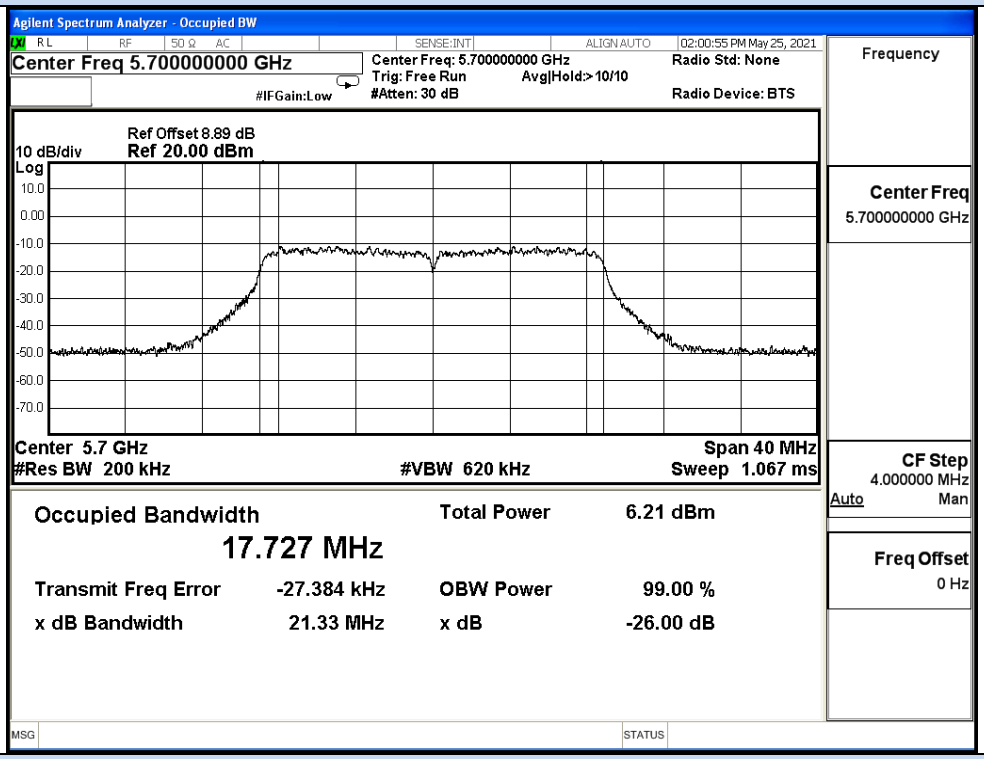


IEEE 802.11n20 / Channel 140 / 5700MHz

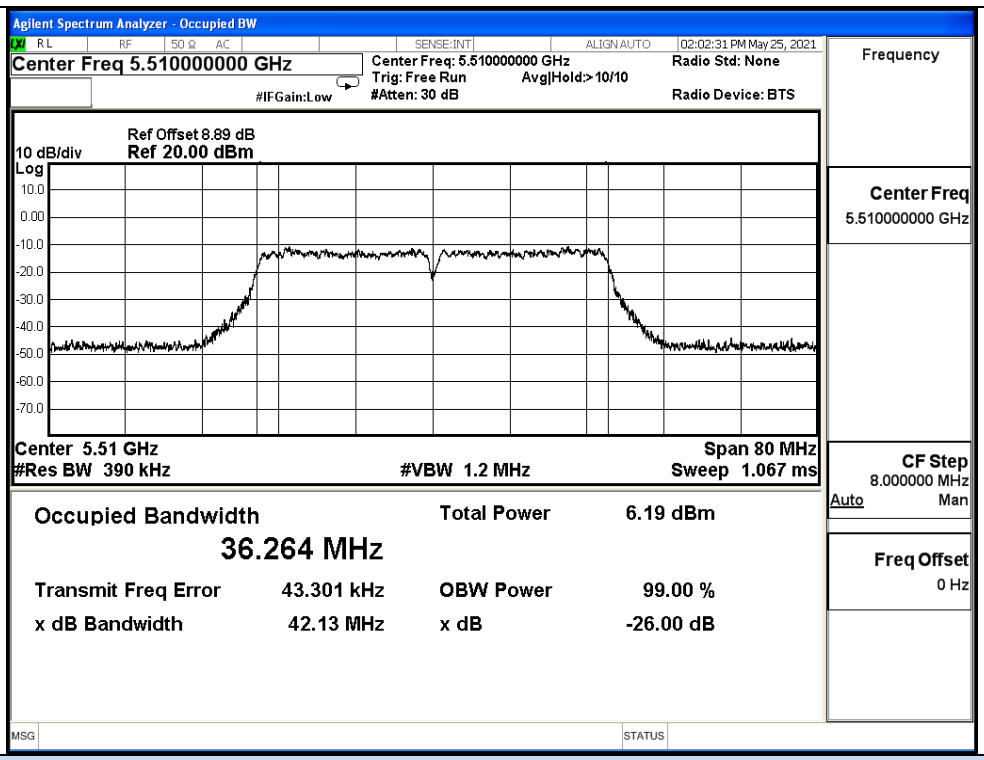


IEEE 802.11n40 / Channel 102 / 5510MHz

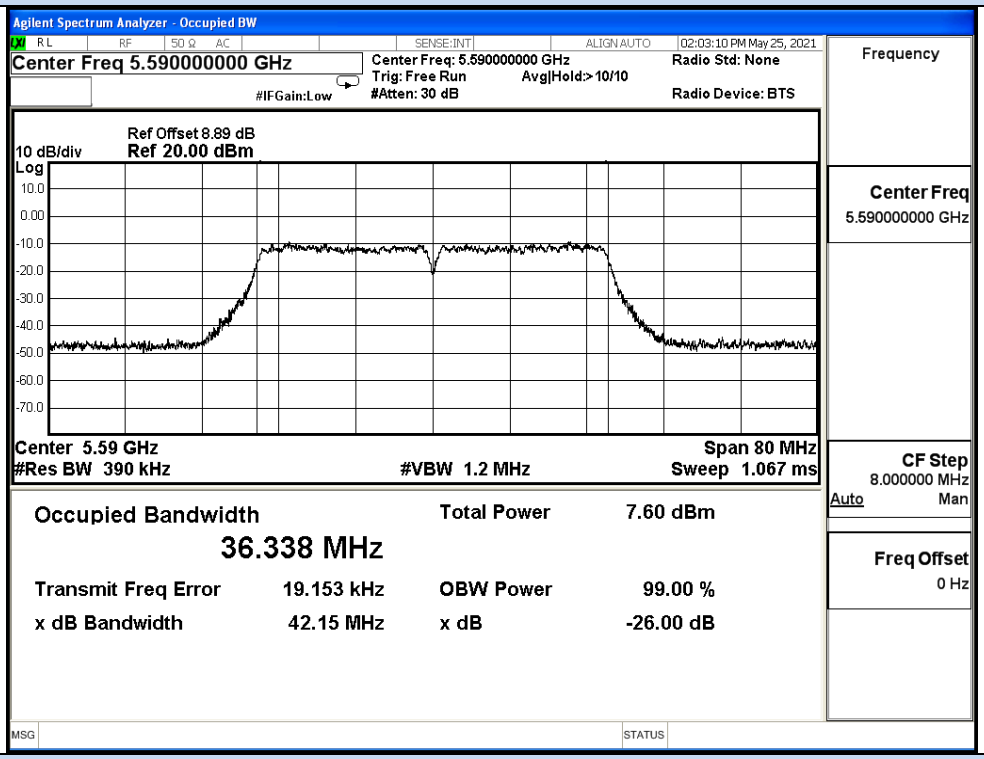


IEEE 802.11n40 / Channel 118 / 5590MHz

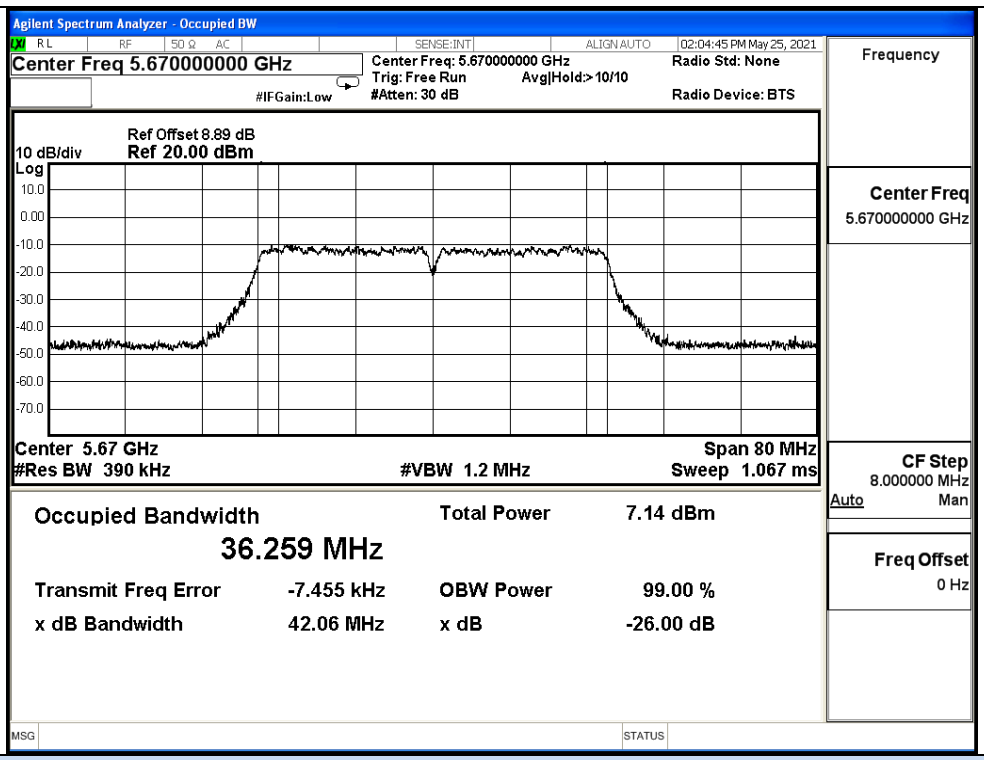


IEEE 802.11n40 / Channel 134 / 5670MHz

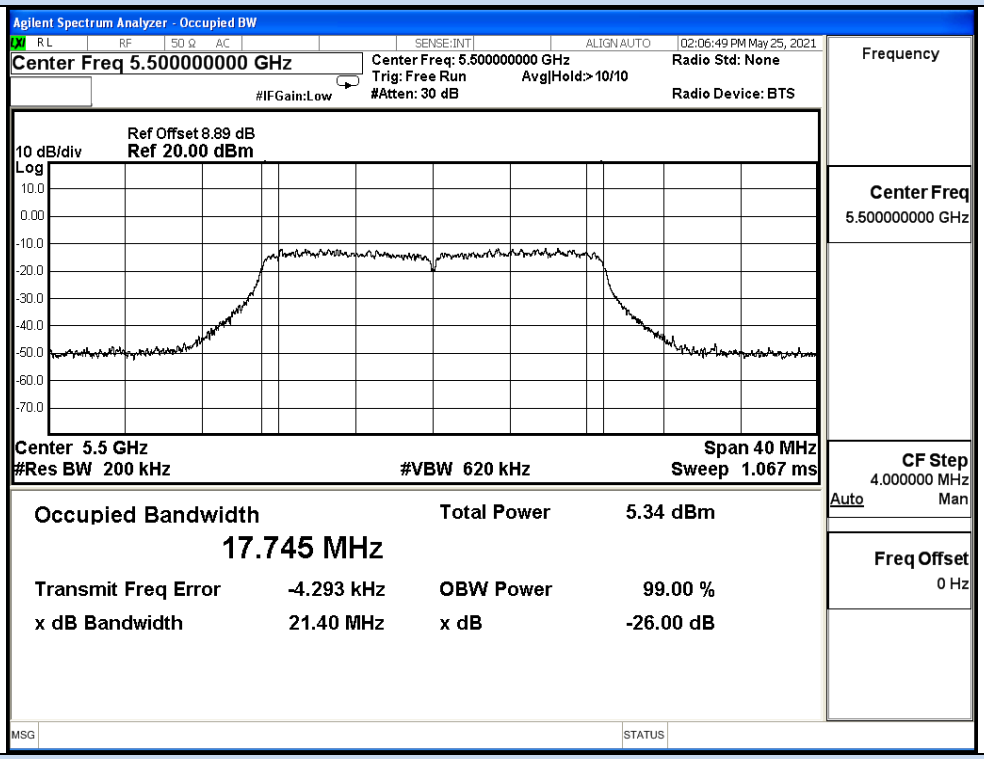


IEEE 802.11ac20 / Channel 100 / 5500MHz

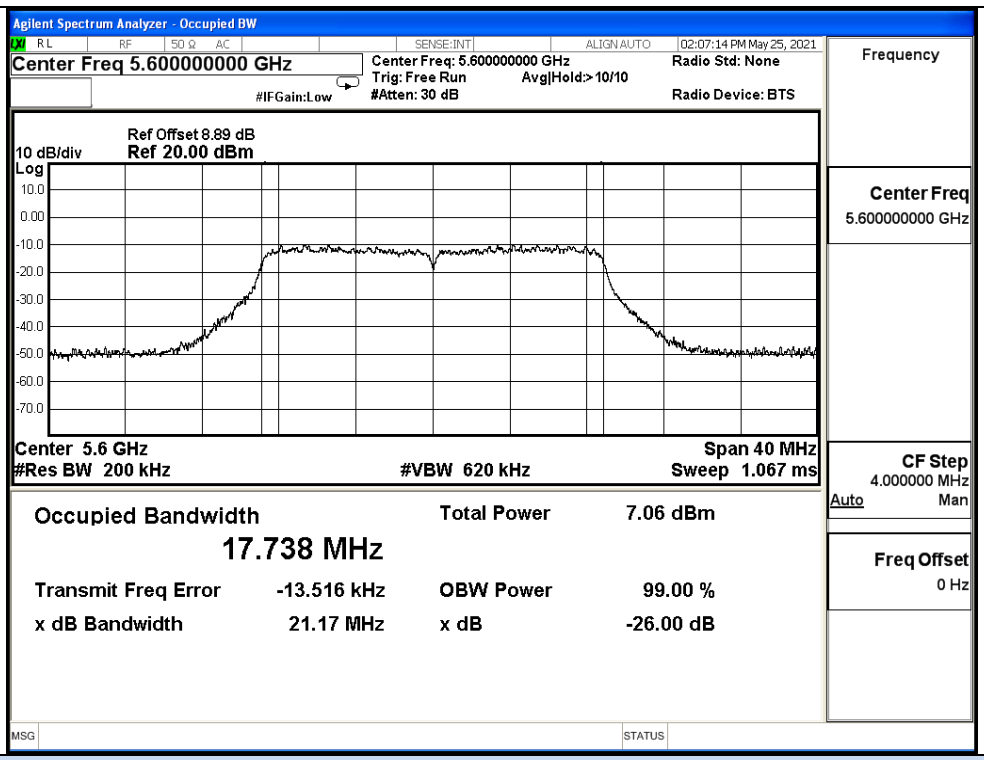


IEEE 802.11ac20 / Channel 120 / 5600MHz

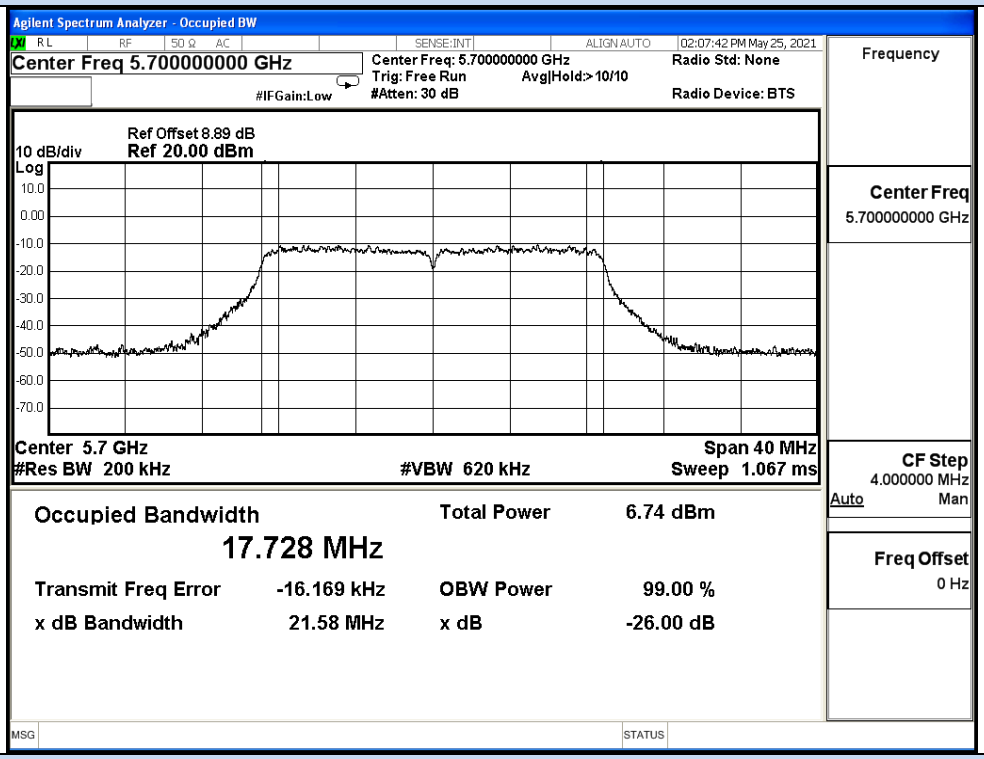


IEEE 802.11ac20 / Channel 140 / 5700MHz

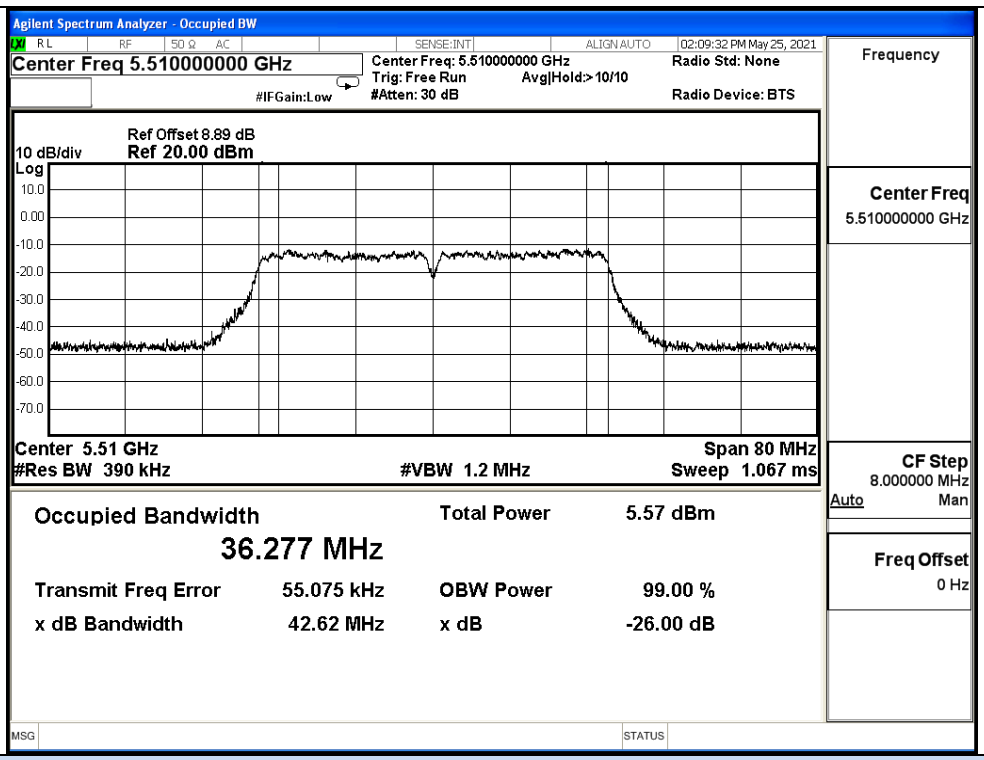


IEEE 802.11ac40 / Channel 102 / 5510MHz

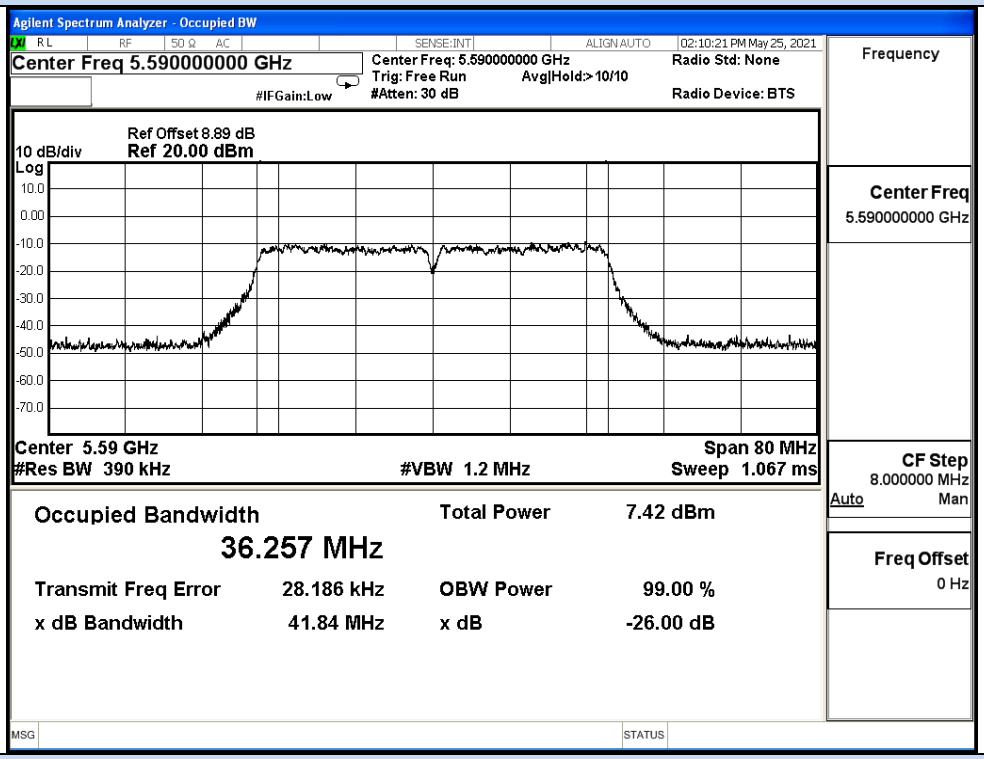


IEEE 802.11ac40 / Channel 118 / 5590MHz

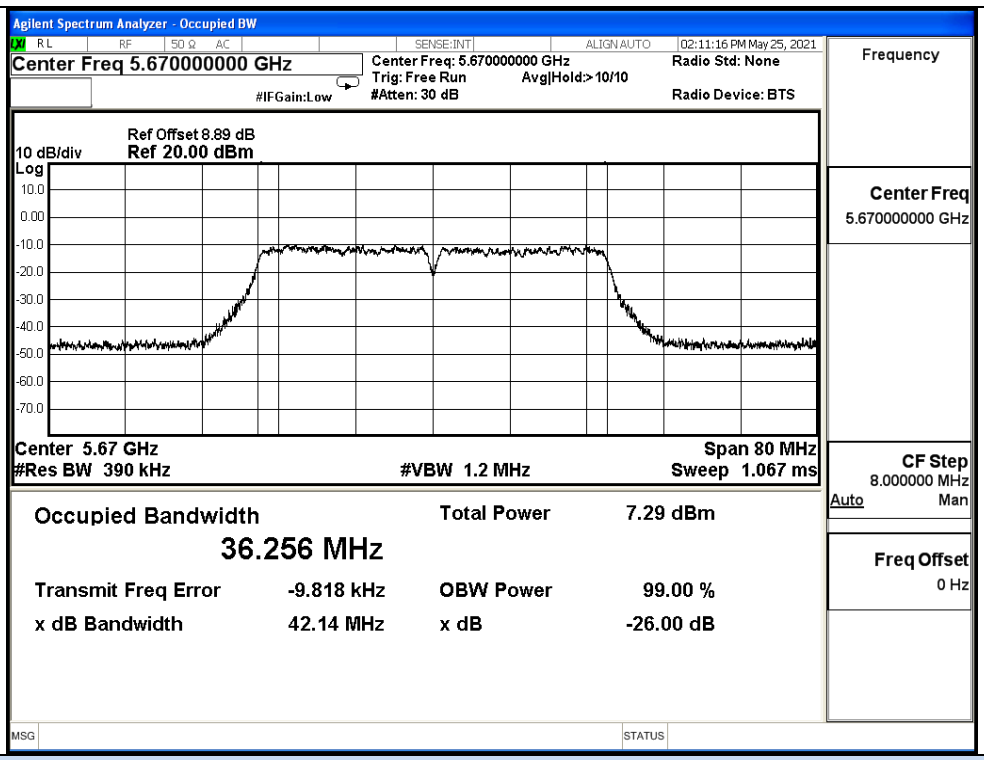


IEEE 802.11ac40 / Channel 134 / 5670MHz

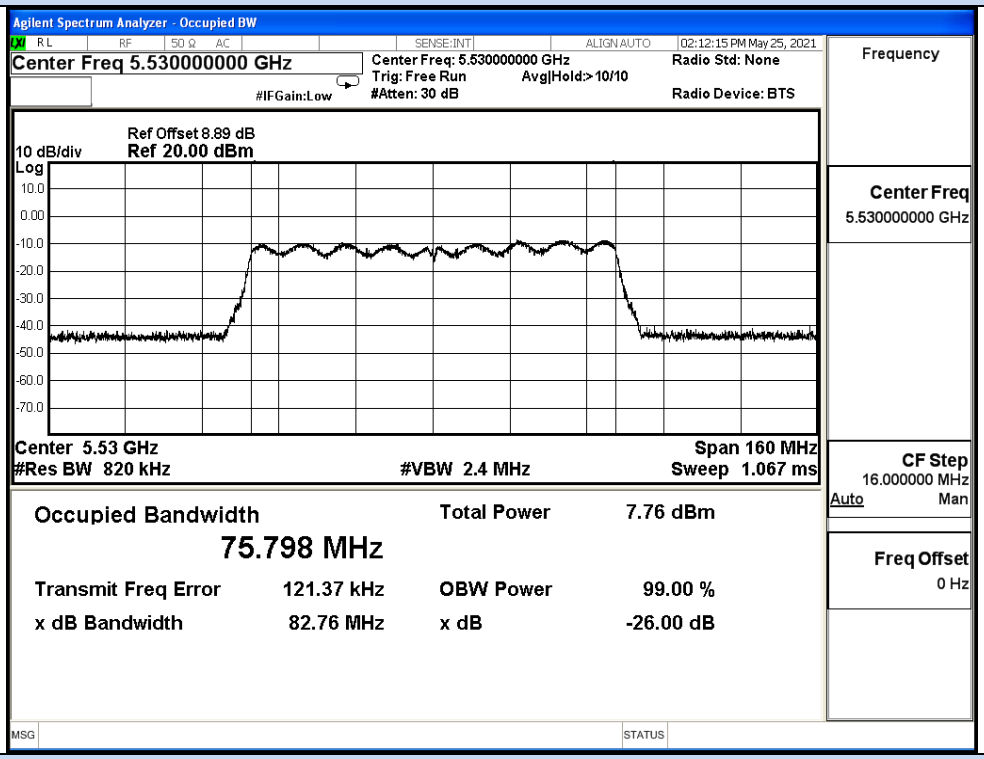


IEEE 802.11ac80 / Channel 106 / 5530MHz

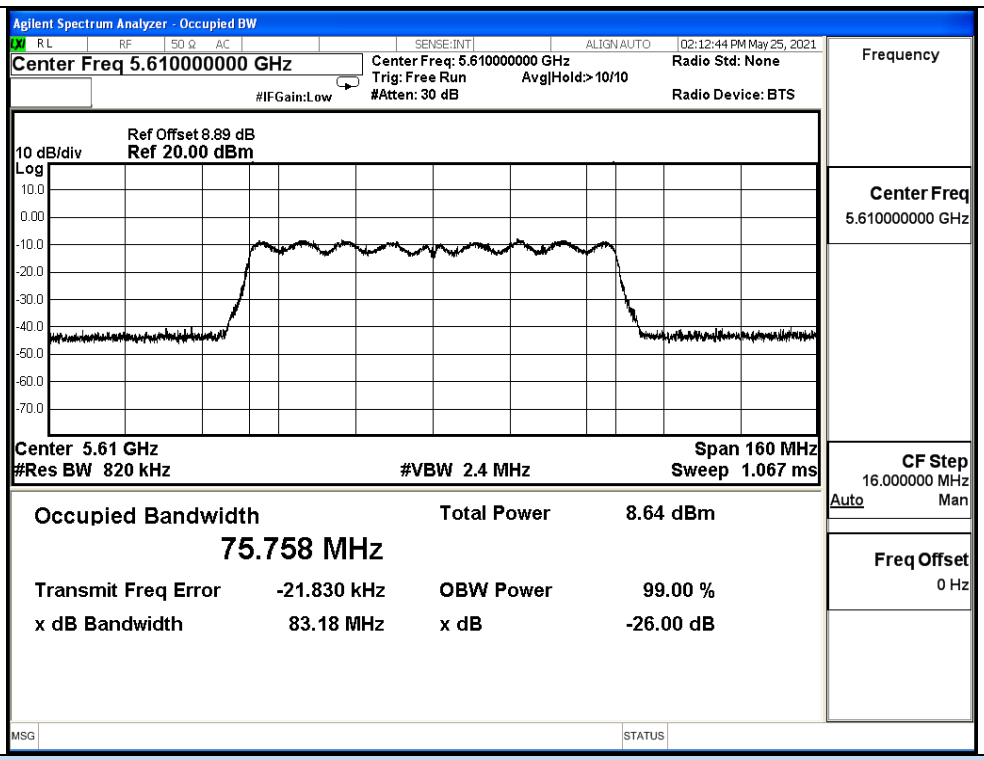


IEEE 802.11ac80 / Channel 122 / 5610MHz

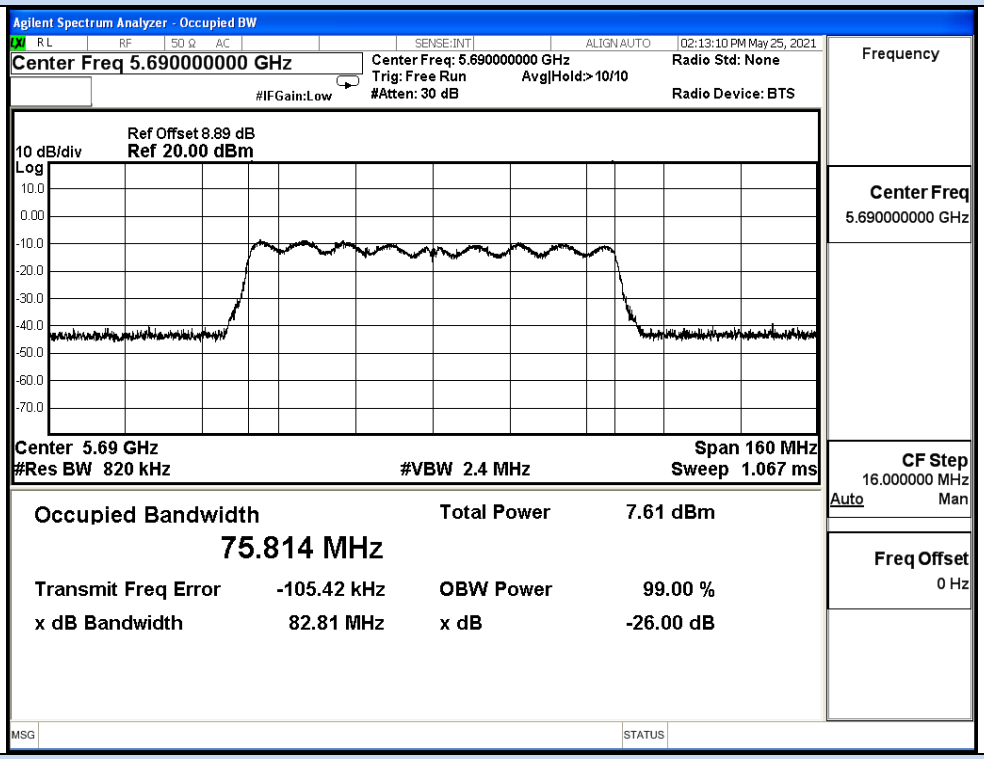


IEEE 802.11ac80 / Channel 138 / 5690MHz

## F.5 Undesirable Emissions Measurement

ANT0

| Test Mode | Channel | Frequency (MHz) | Conducted Power (dBm) | Antenna Gain (dBi) | Ground Reflection Factor (dB) | Covert Radiated E Level At 3m (dBuV/m) | Detector | Limit (dBuV/m) | Verdict |
|---|---|---|---|---|---|---|---|---|---|
| 11A | 100 | 5460.0 | -48.63 | 2.00 | 0 | 46.60 | Peak | 68.20 | Pass |
| | | 5460.0 | -59.88 | 2.00 | 0 | 35.34 | Average | 54.00 | Pass |
| | | 5470.0 | -48.39 | 2.00 | 0 | 46.84 | Peak | 68.20 | Pass |
| | | 5470.0 | -59.77 | 2.00 | 0 | 35.46 | Average | 54.00 | Pass |
| | 140 | 5725.0 | -46.68 | 2.00 | 0 | 48.55 | Peak | 68.20 | Pass |
| | | 5725.0 | -58.81 | 2.00 | 0 | 36.41 | Average | 54.00 | Pass |
| | | 5735.0 | -48.88 | 2.00 | 0 | 46.34 | Peak | 68.20 | Pass |
| | | 5735.0 | -58.86 | 2.00 | 0 | 36.37 | Average | 54.00 | Pass |
| 11N20 SISO | 100 | 5460.0 | -48.59 | 2.00 | 0 | 46.63 | Peak | 68.20 | Pass |
| | | 5460.0 | -59.88 | 2.00 | 0 | 35.34 | Average | 54.00 | Pass |
| | | 5470.0 | -48.08 | 2.00 | 0 | 47.15 | Peak | 68.20 | Pass |
| | | 5470.0 | -59.75 | 2.00 | 0 | 35.47 | Average | 54.00 | Pass |
| | 140 | 5725.0 | -48.62 | 2.00 | 0 | 46.61 | Peak | 68.20 | Pass |
| | | 5725.0 | -58.87 | 2.00 | 0 | 36.36 | Average | 54.00 | Pass |
| | | 5735.0 | -48.94 | 2.00 | 0 | 46.29 | Peak | 68.20 | Pass |
| | | 5735.0 | -58.83 | 2.00 | 0 | 36.40 | Average | 54.00 | Pass |
| 11N40 SISO | 102 | 5460.0 | -47.99 | 2.00 | 0 | 47.24 | Peak | 68.20 | Pass |
| | | 5460.0 | -60.14 | 2.00 | 0 | 35.09 | Average | 54.00 | Pass |
| | | 5470.0 | -49.41 | 2.00 | 0 | 45.82 | Peak | 68.20 | Pass |
| | | 5470.0 | -60.08 | 2.00 | 0 | 35.14 | Average | 54.00 | Pass |
| | 134 | 5725.0 | -48.68 | 2.00 | 0 | 46.55 | Peak | 68.20 | Pass |
| | | 5725.0 | -58.29 | 2.00 | 0 | 36.94 | Average | 54.00 | Pass |
| | | 5735.0 | -47.62 | 2.00 | 0 | 47.61 | Peak | 68.20 | Pass |
| | | 5735.0 | -58.29 | 2.00 | 0 | 36.93 | Average | 54.00 | Pass |
| 11AC20 SISO | 100 | 5460.0 | -47.98 | 2.00 | 0 | 47.25 | Peak | 68.20 | Pass |
| | | 5460.0 | -59.85 | 2.00 | 0 | 35.38 | Average | 54.00 | Pass |
| | | 5470.0 | -48.09 | 2.00 | 0 | 47.14 | Peak | 68.20 | Pass |
| | | 5470.0 | -59.76 | 2.00 | 0 | 35.47 | Average | 54.00 | Pass |
| | 140 | 5725.0 | -48.72 | 2.00 | 0 | 46.51 | Peak | 68.20 | Pass |
| | | 5725.0 | -58.96 | 2.00 | 0 | 36.27 | Average | 54.00 | Pass |
| | | 5735.0 | -49.33 | 2.00 | 0 | 45.90 | Peak | 68.20 | Pass |
| | | 5735.0 | -58.91 | 2.00 | 0 | 36.32 | Average | 54.00 | Pass |
| 11AC40 SISO | 102 | 5460.0 | -48.16 | 2.00 | 0 | 47.07 | Peak | 68.20 | Pass |
| | | 5460.0 | -60.47 | 2.00 | 0 | 34.75 | Average | 54.00 | Pass |
| | | 5470.0 | -48.95 | 2.00 | 0 | 46.28 | Peak | 68.20 | Pass |
| | | 5470.0 | -60.41 | 2.00 | 0 | 34.82 | Average | 54.00 | Pass |
| | 134 | 5725.0 | -48.65 | 2.00 | 0 | 46.57 | Peak | 68.20 | Pass |
| | | 5725.0 | -58.36 | 2.00 | 0 | 36.87 | Average | 54.00 | Pass |
| | | 5735.0 | -49.33 | 2.00 | 0 | 45.90 | Peak | 68.20 | Pass |
| | | 5735.0 | -58.37 | 2.00 | 0 | 36.85 | Average | 54.00 | Pass |
| 11AC80 SISO | 106 | 5460.0 | -49.11 | 2.00 | 0 | 48.15 | Peak | 68.20 | Pass |
| | | 5460.0 | -59.72 | 2.00 | 0 | 37.54 | Average | 54.00 | Pass |
| | | 5470.0 | -48.67 | 2.00 | 0 | 48.59 | Peak | 68.20 | Pass |
| | | 5470.0 | -59.65 | 2.00 | 0 | 37.61 | Average | 54.00 | Pass |
| | 138 | 5725.0 | -48.86 | 2.00 | 0 | 48.4 | Peak | 68.20 | Pass |
| | | 5725.0 | -58.37 | 2.00 | 0 | 38.89 | Average | 54.00 | Pass |
| | | 5735.0 | -48.01 | 2.00 | 0 | 49.25 | Peak | 68.20 | Pass |
| | | 5735.0 | -58.61 | 2.00 | 0 | 38.65 | Average | 54.00 | Pass |

## Undesirable Emissions Measurement

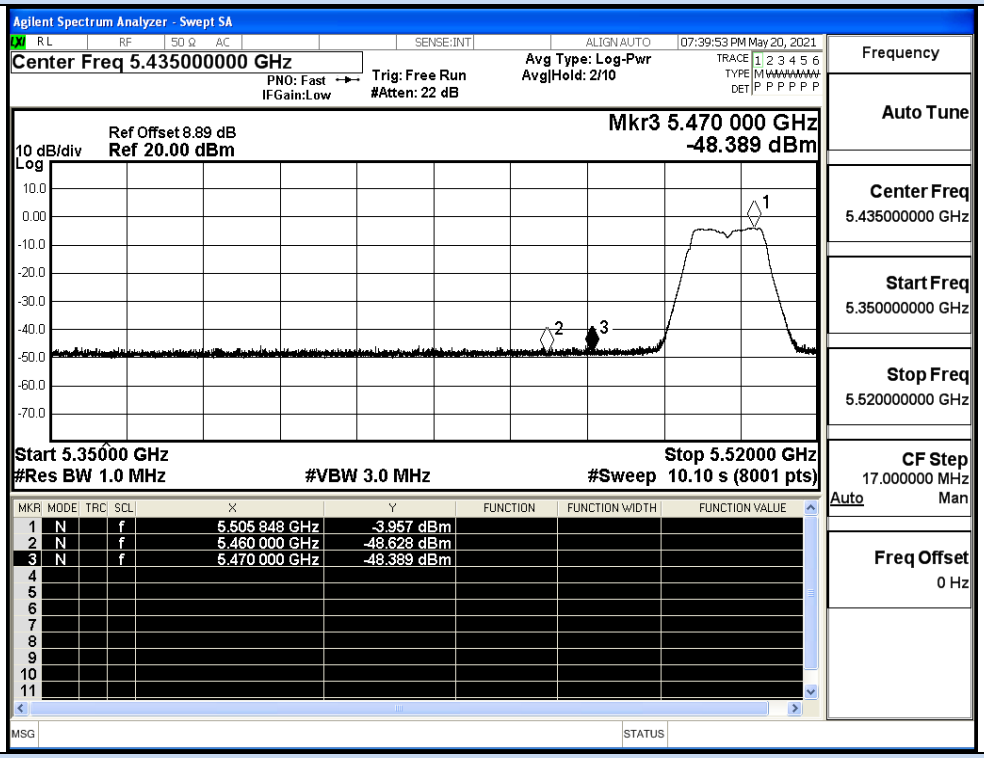


## IEEE 802.11a / Channel 100 / 5500MHz / Peak

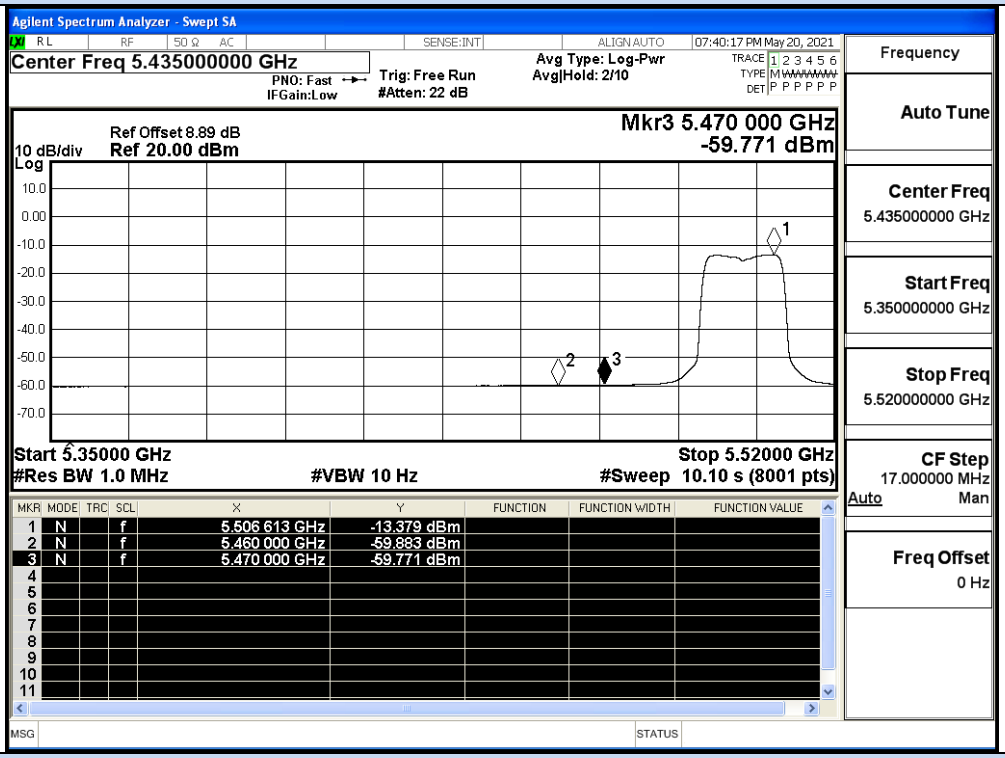


## IEEE 802.11a / Channel 100 / 5500MHz / Average

## Undesirable Emissions Measurement

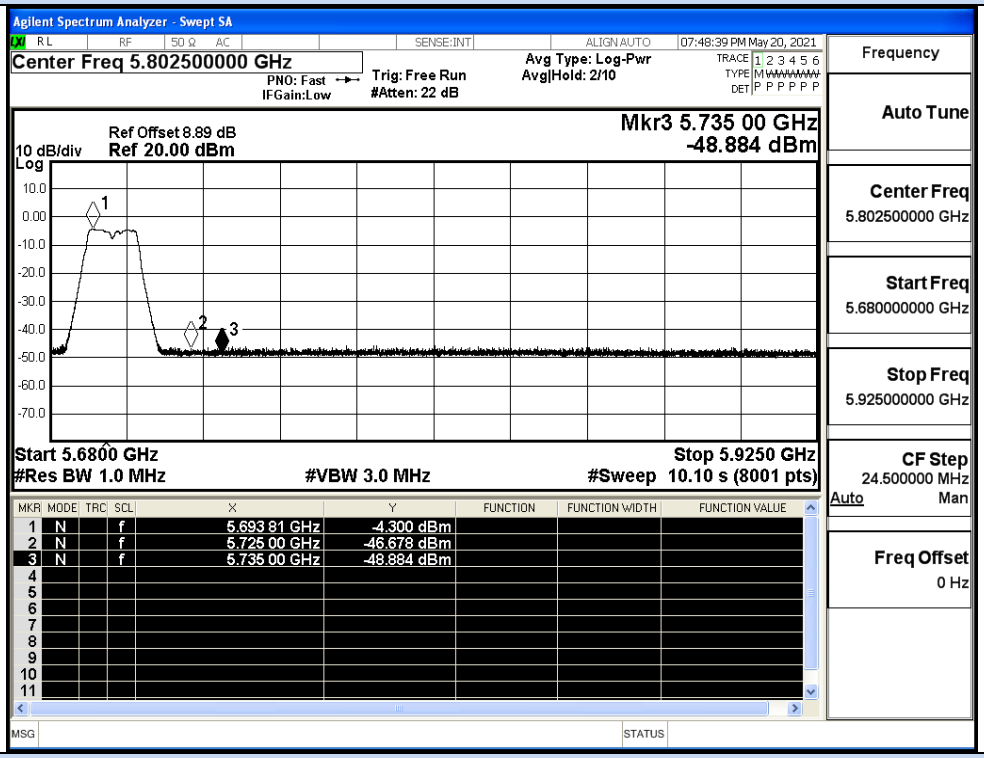


## IEEE 802.11a / Channel 140 / 5700MHz / Peak

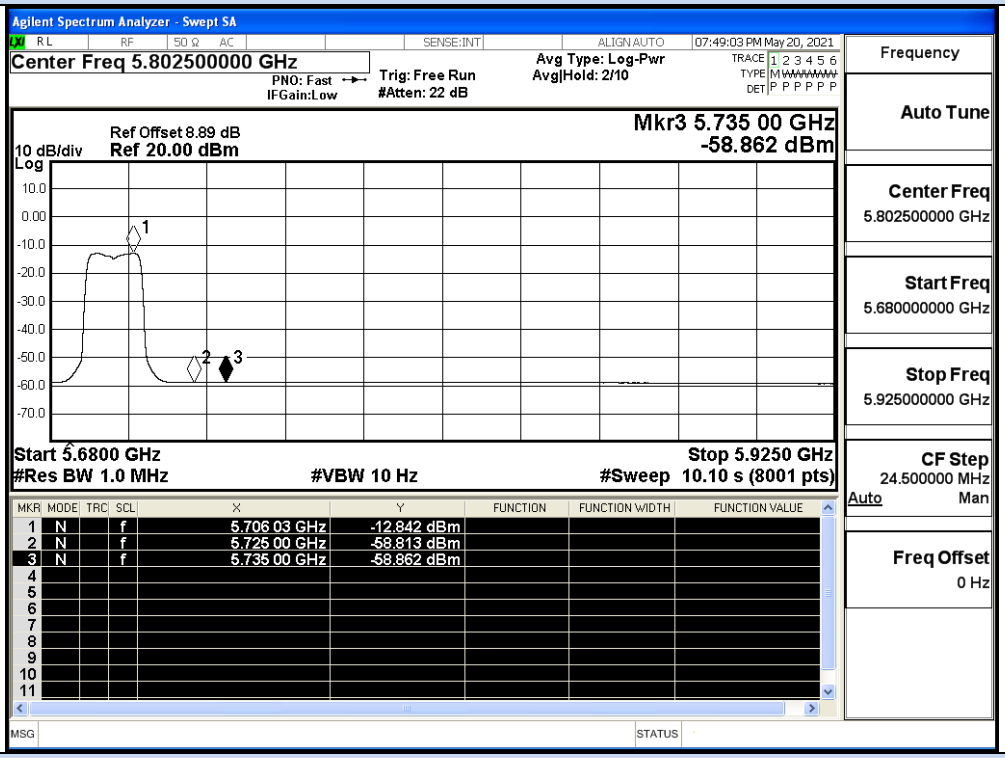


## IEEE 802.11a / Channel 140 / 5700MHz / Average

Undesirable Emissions Measurement

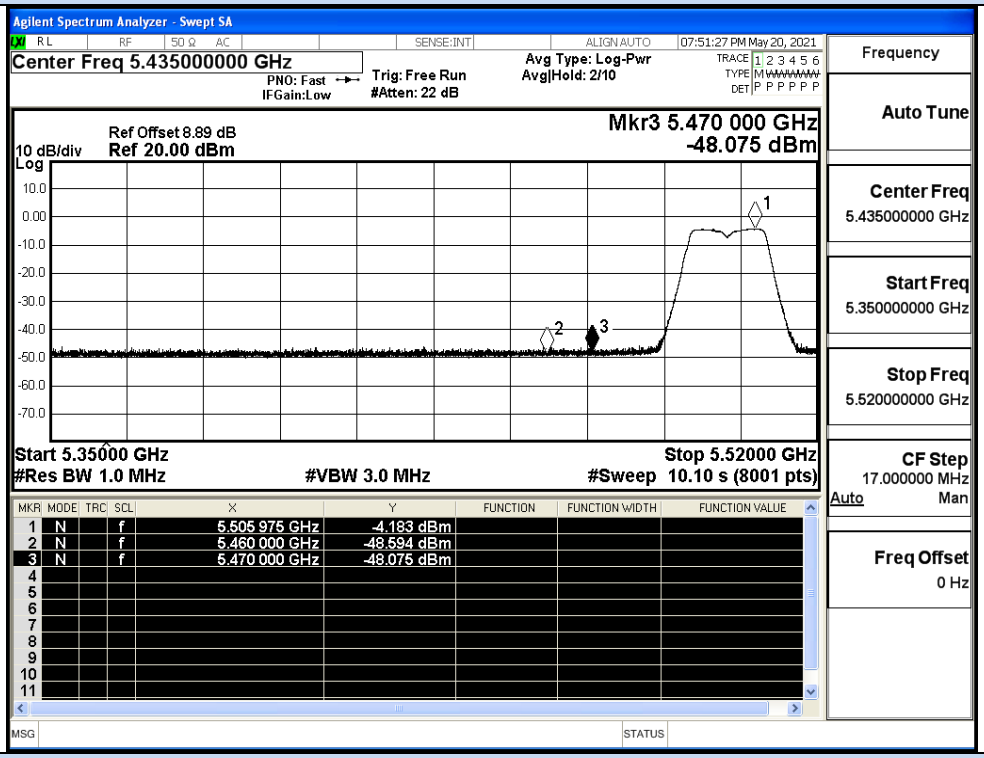


IEEE 802.11n20 / Channel 100 / 5500MHz / Peak

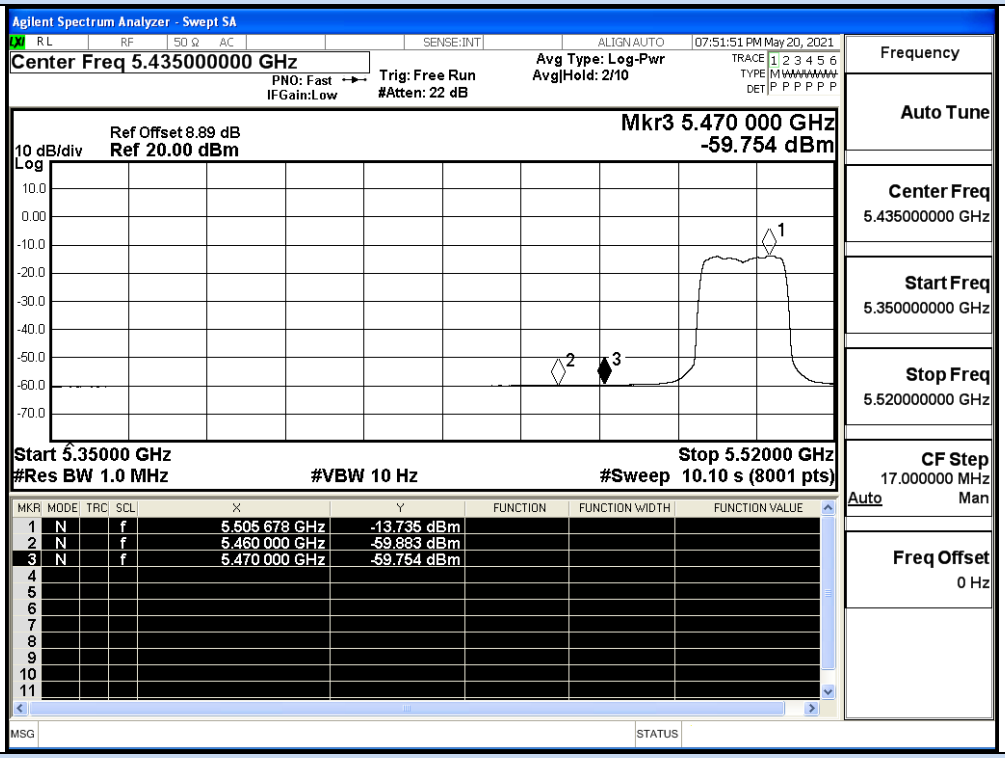


IEEE 802.11n20 / Channel 100 / 5500MHz / Average

## Undesirable Emissions Measurement

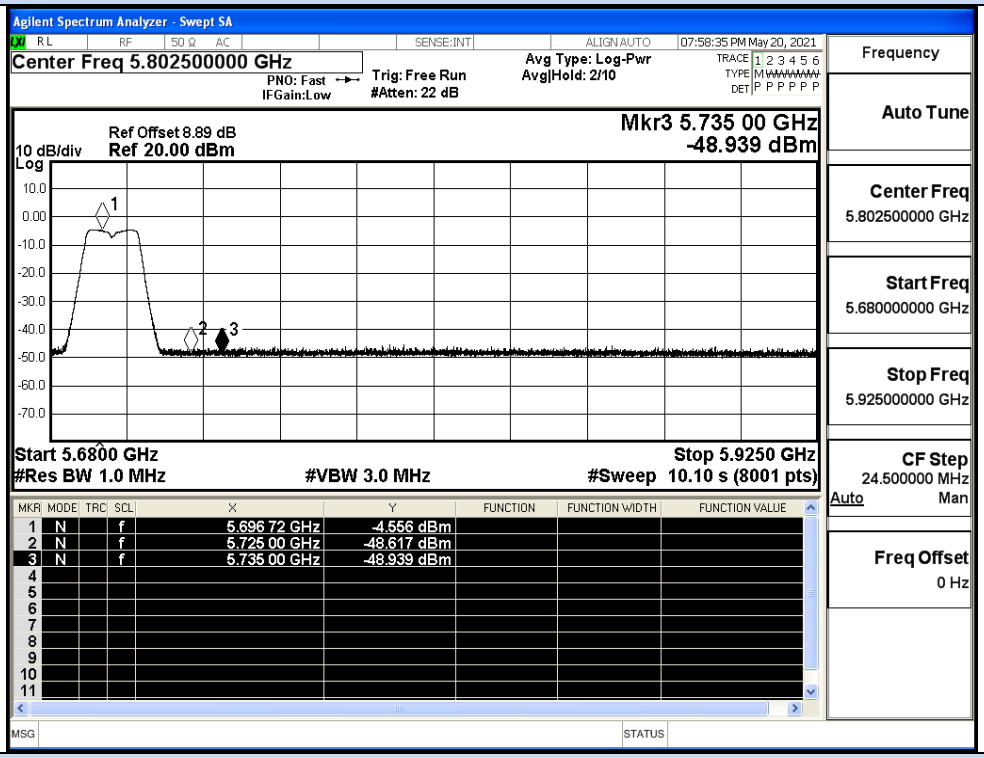


## IEEE 802.11n20 / Channel 140 / 5700MHz / Peak

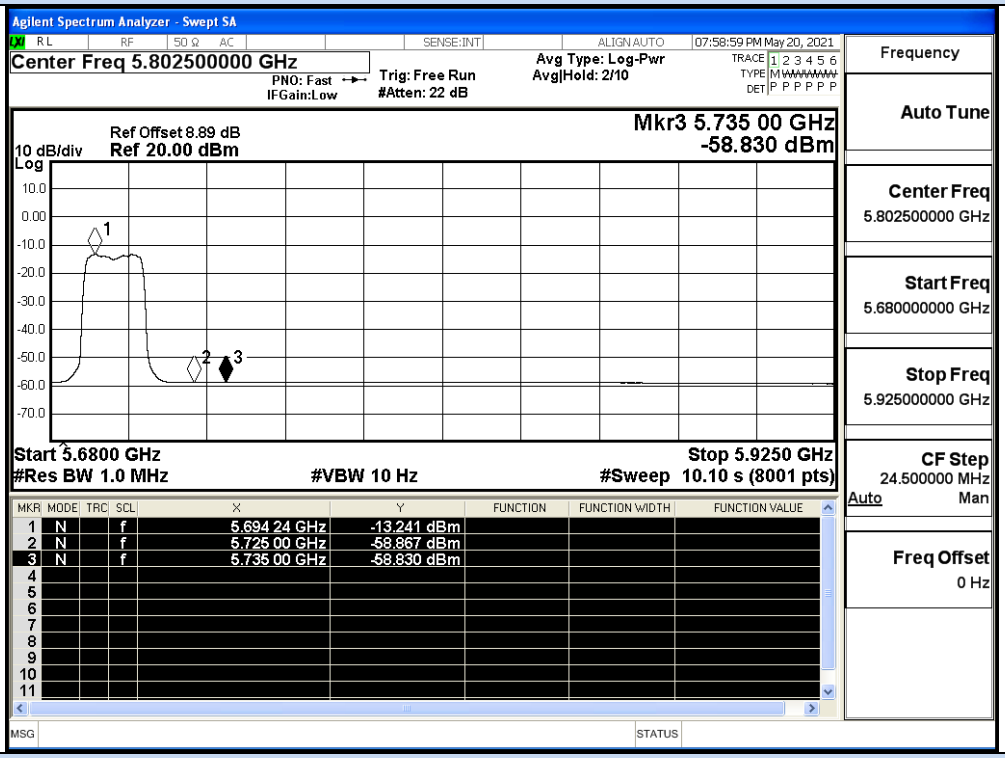


## IEEE 802.11n20 / Channel 140 / 5700MHz / Average

## Undesirable Emissions Measurement

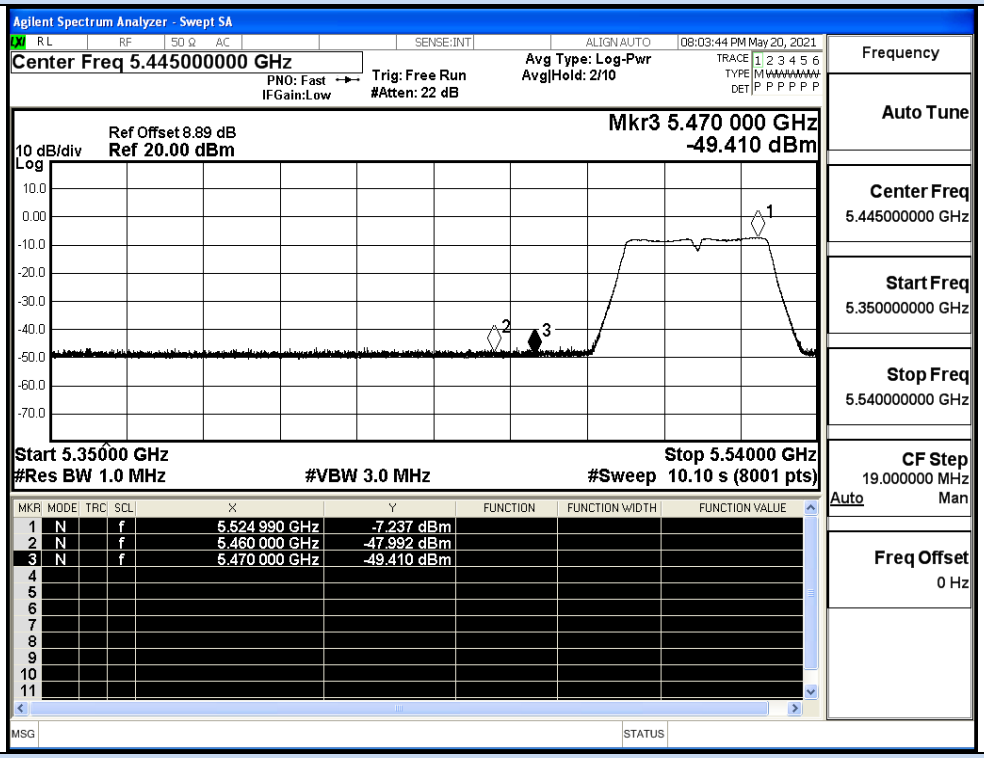


## IEEE 802.11n40 / Channel 102 / 5510MHz / Peak

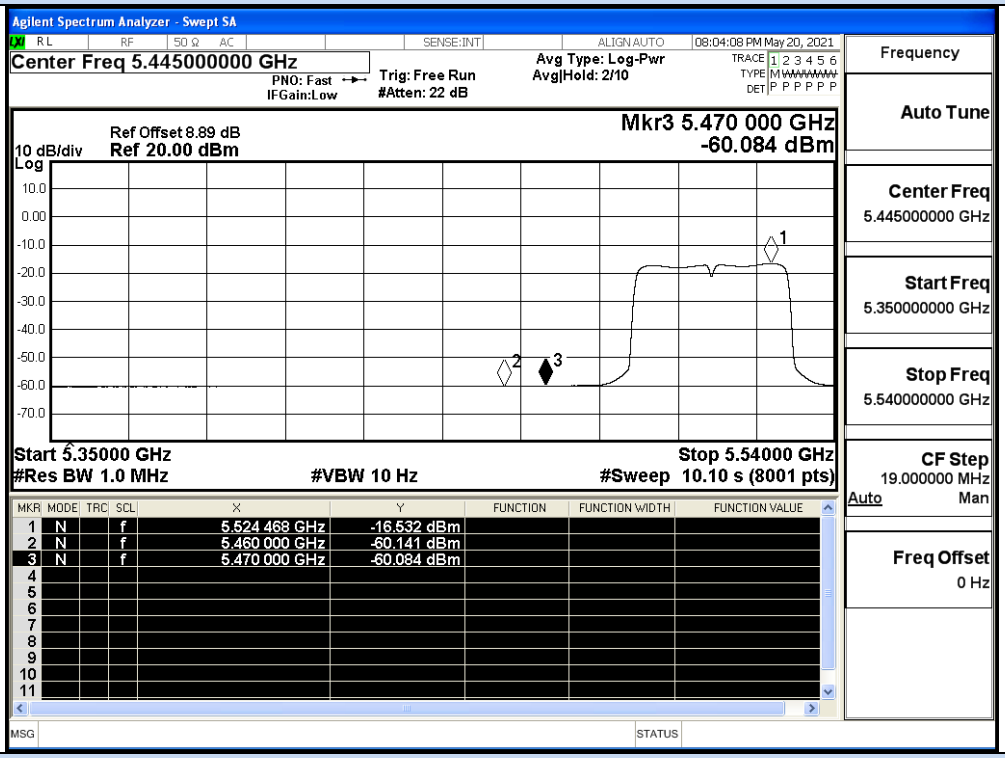


## IEEE 802.11n40 / Channel 102 / 5510MHz / Average

## Undesirable Emissions Measurement

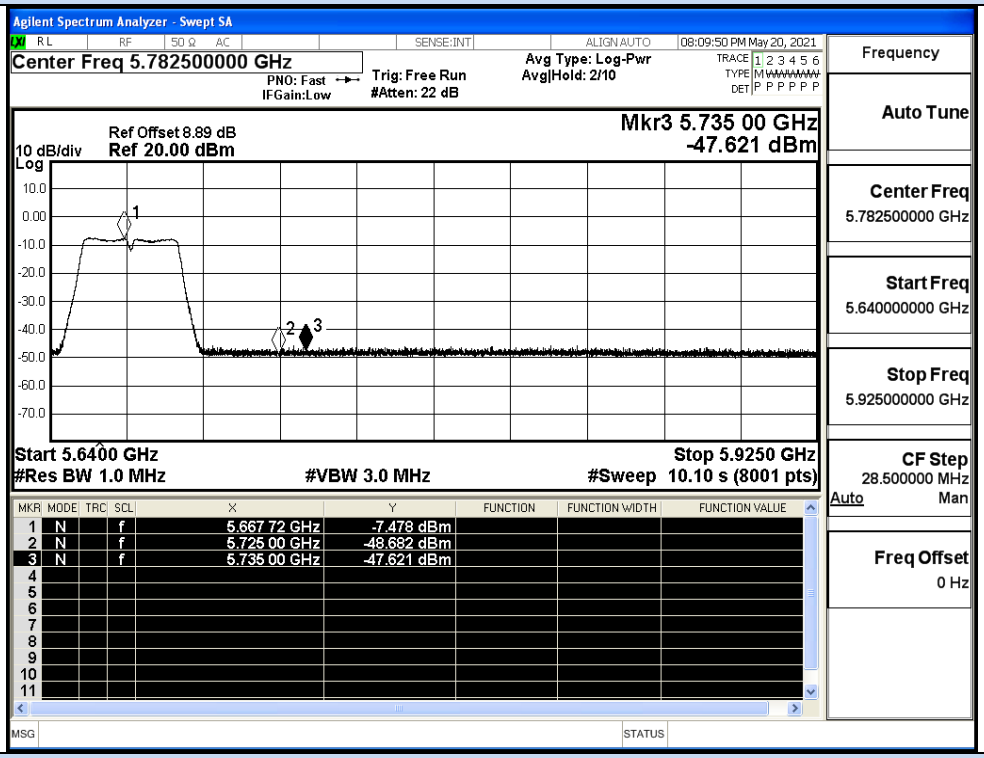


## IEEE 802.11n40 / Channel 134 / 5670MHz / Peak

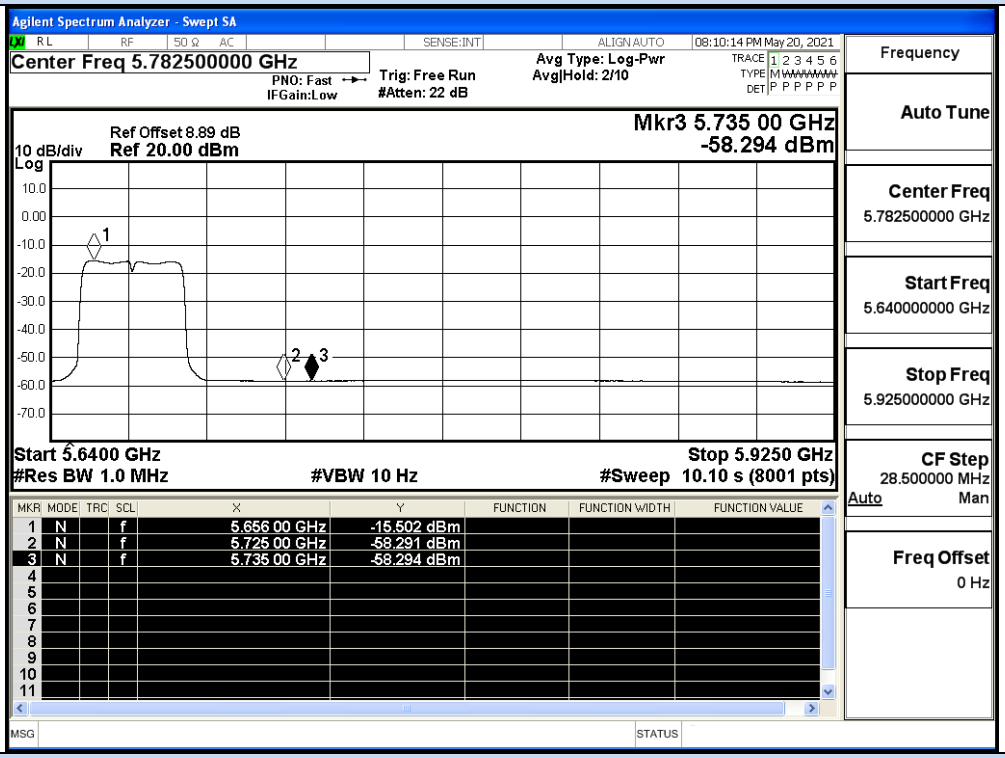


## IEEE 802.11n40 / Channel 134 / 5670MHz / Average

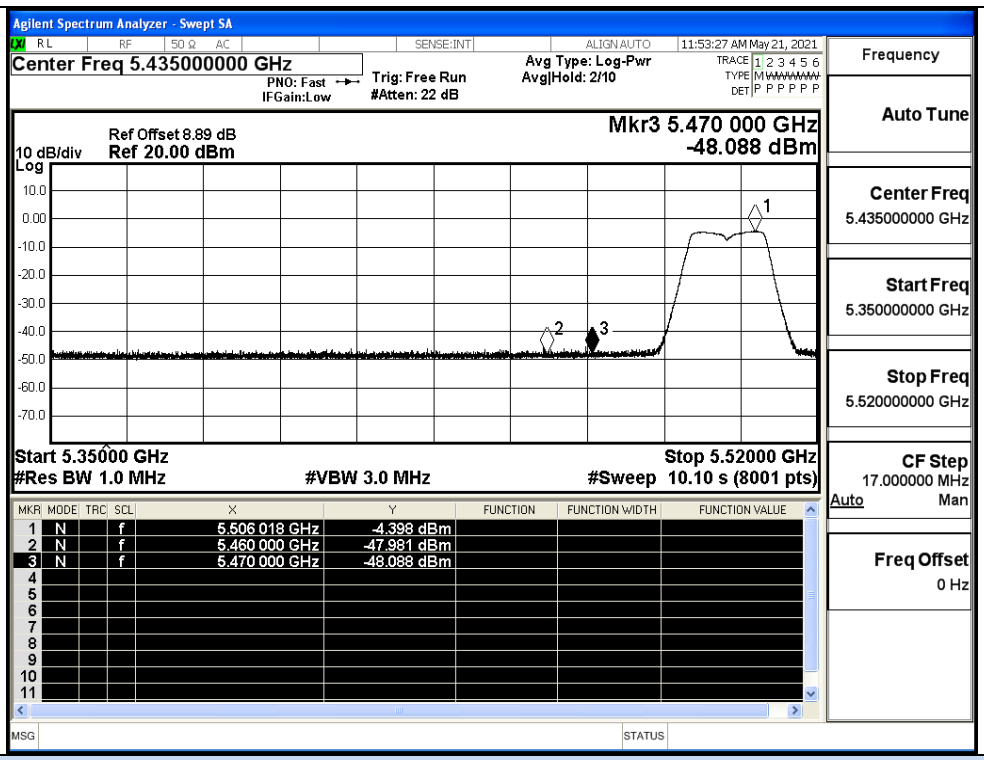


IEEE 802.11ac20 / Channel 100 / 5500MHz / Peak

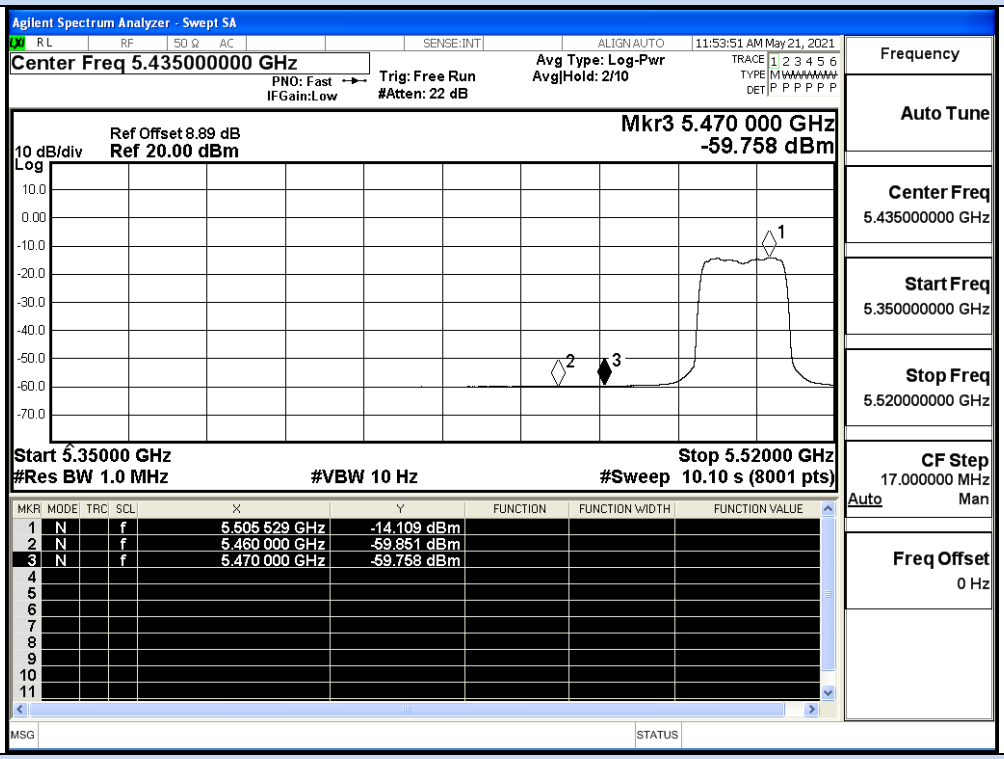


IEEE 802.11ac20 / Channel 100 / 5500MHz / Average

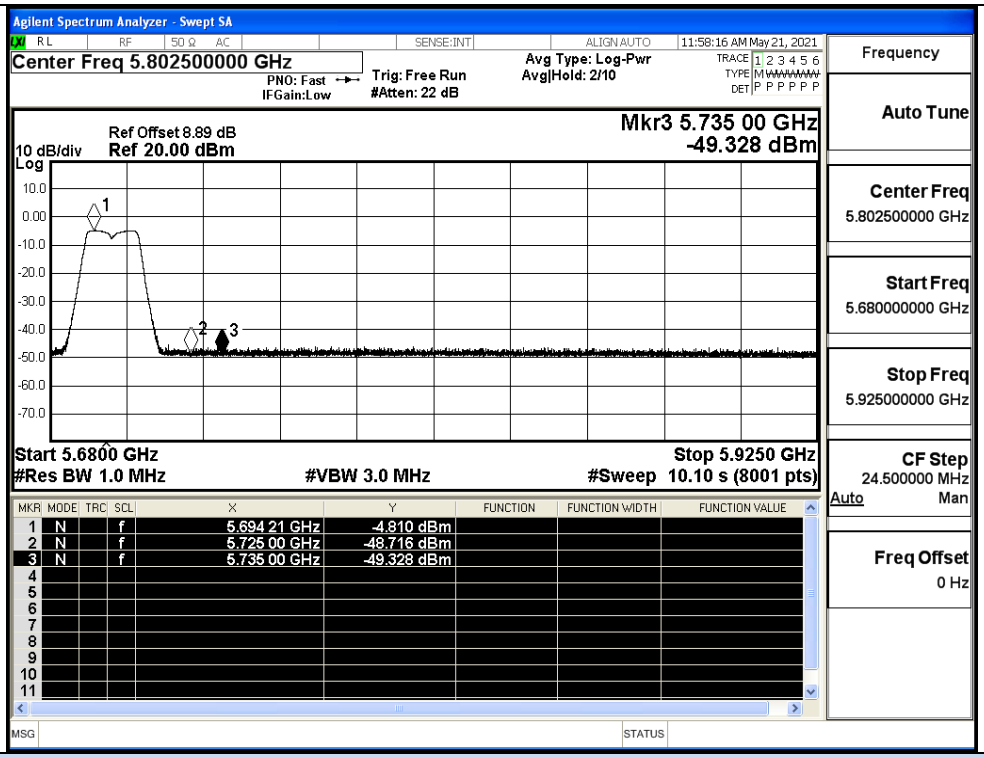


IEEE 802.11ac20 / Channel 140 / 5700MHz / Peak

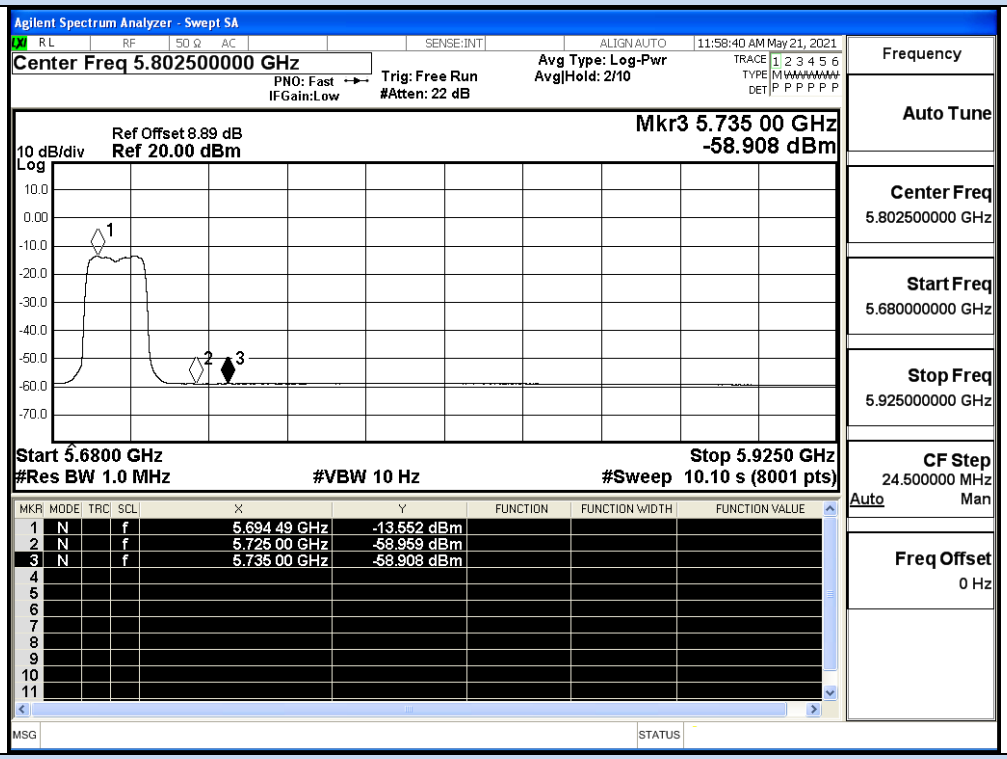


IEEE 802.11ac20 / Channel 140 / 5700MHz / Average

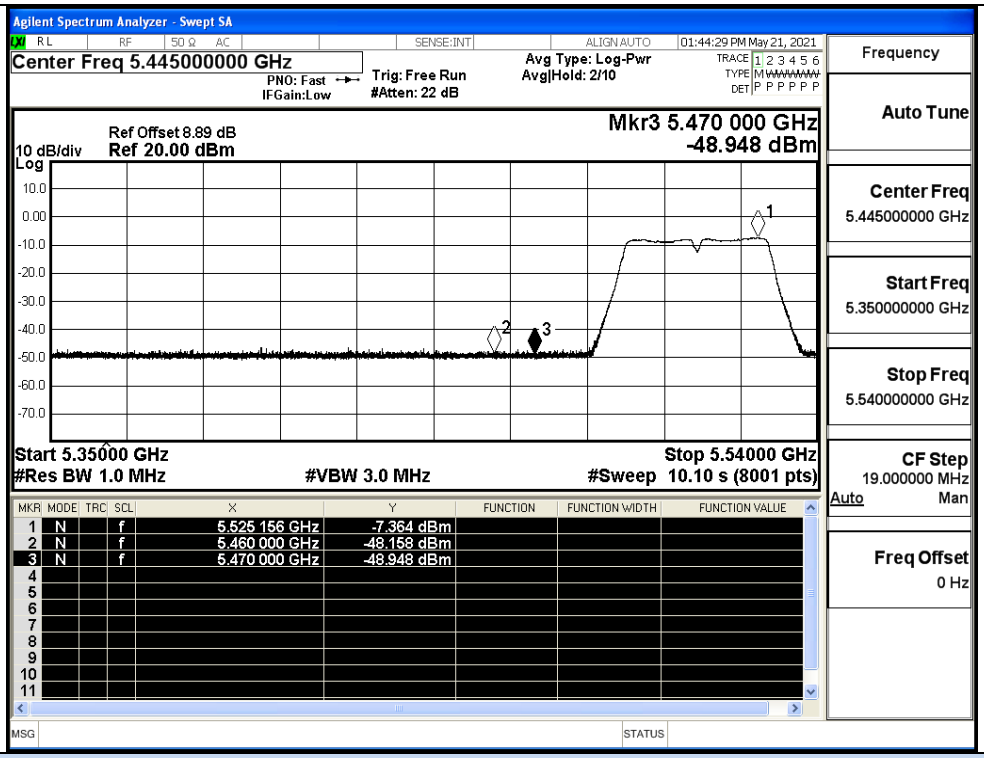


IEEE 802.11ac40 / Channel 102/ 5510MHz / Peak

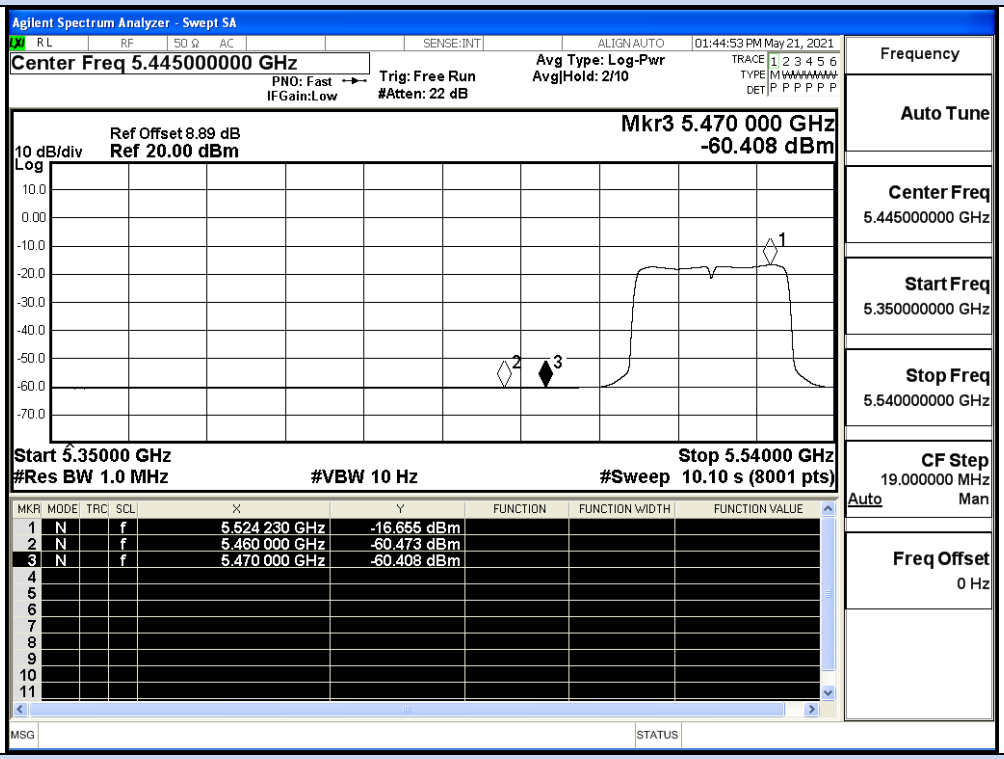


IEEE 802.11ac40 / Channel 102 / 5510MHz / Average

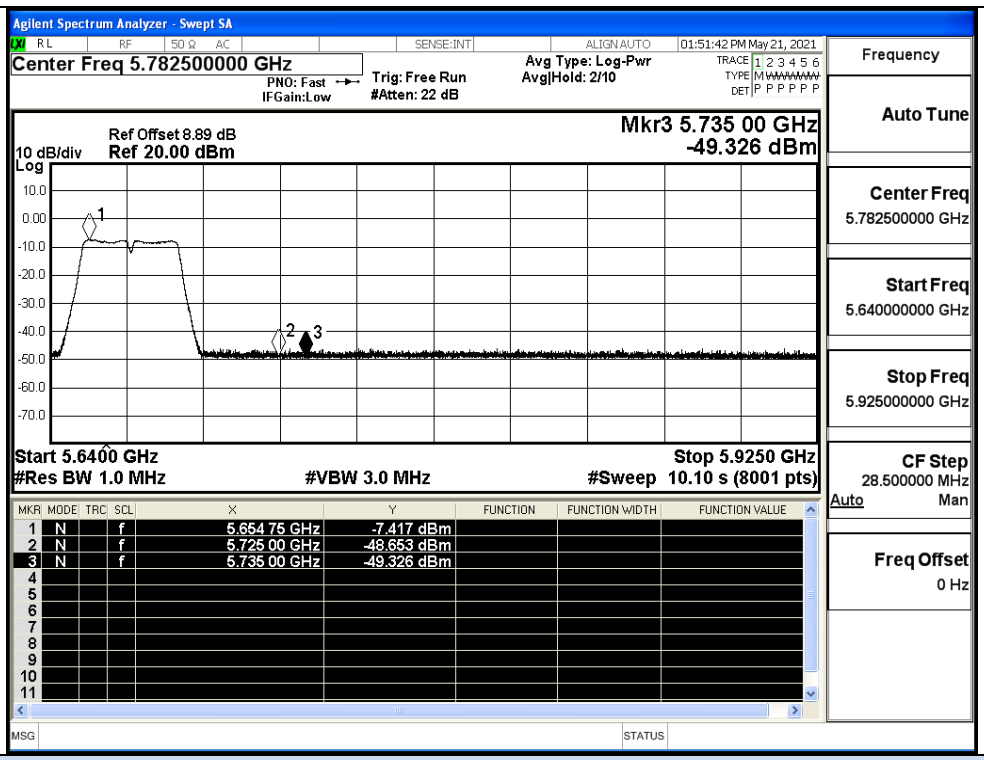


IEEE 802.11ac40 / Channel 134/ 5670MHz / Peak

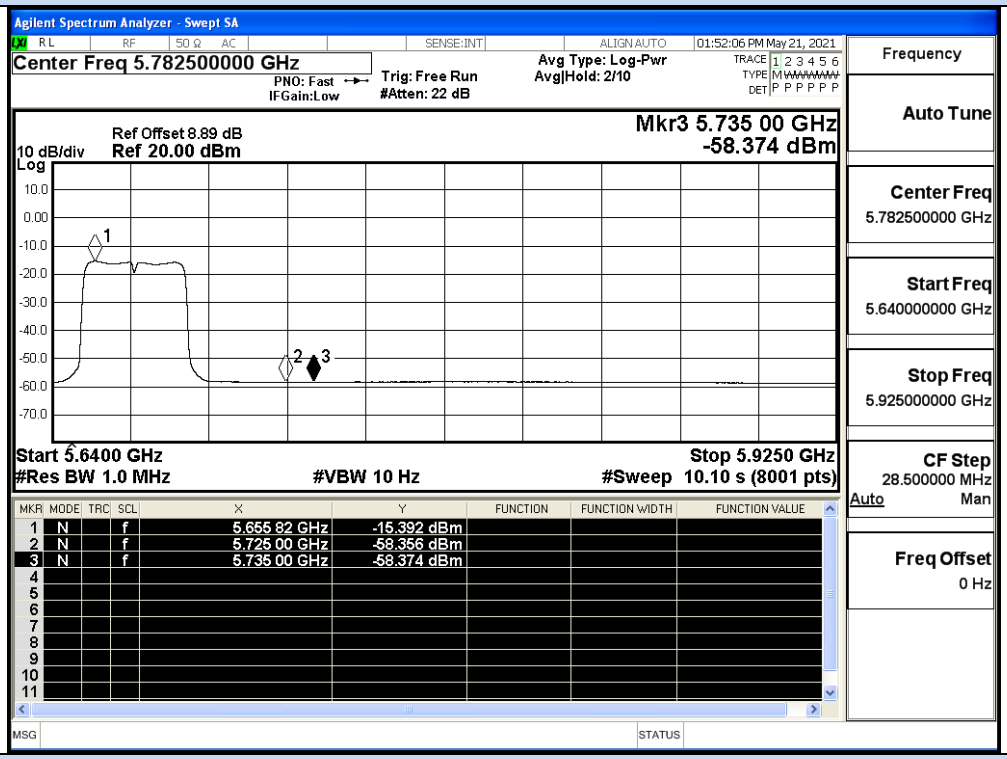


IEEE 802.11ac40 / Channel 134 / 5670MHz / Average

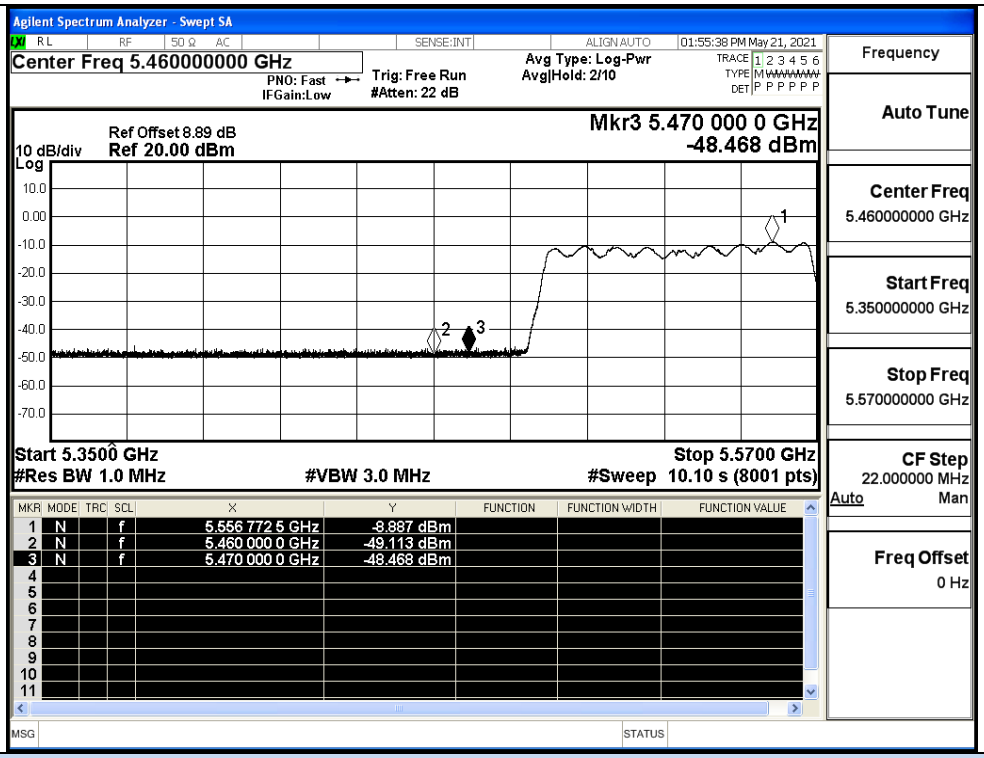


IEEE 802.11ac80 / Channel 106 / 5530MHz / Peak

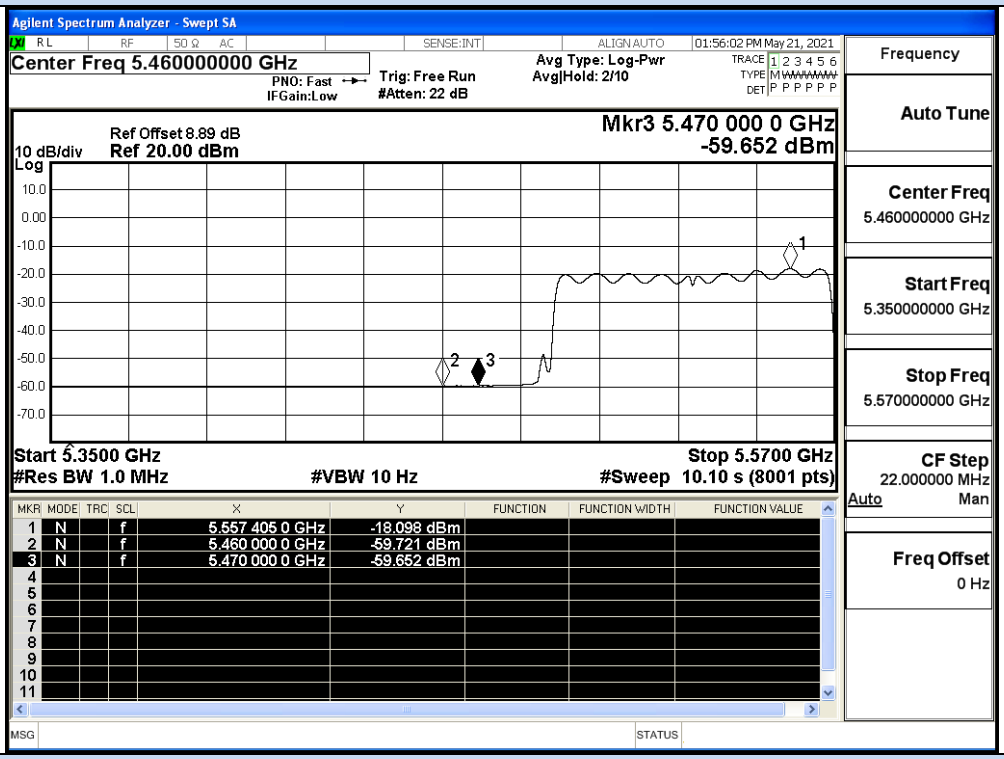


IEEE 802.11ac80 / Channel 106 / 5530MHz / Average

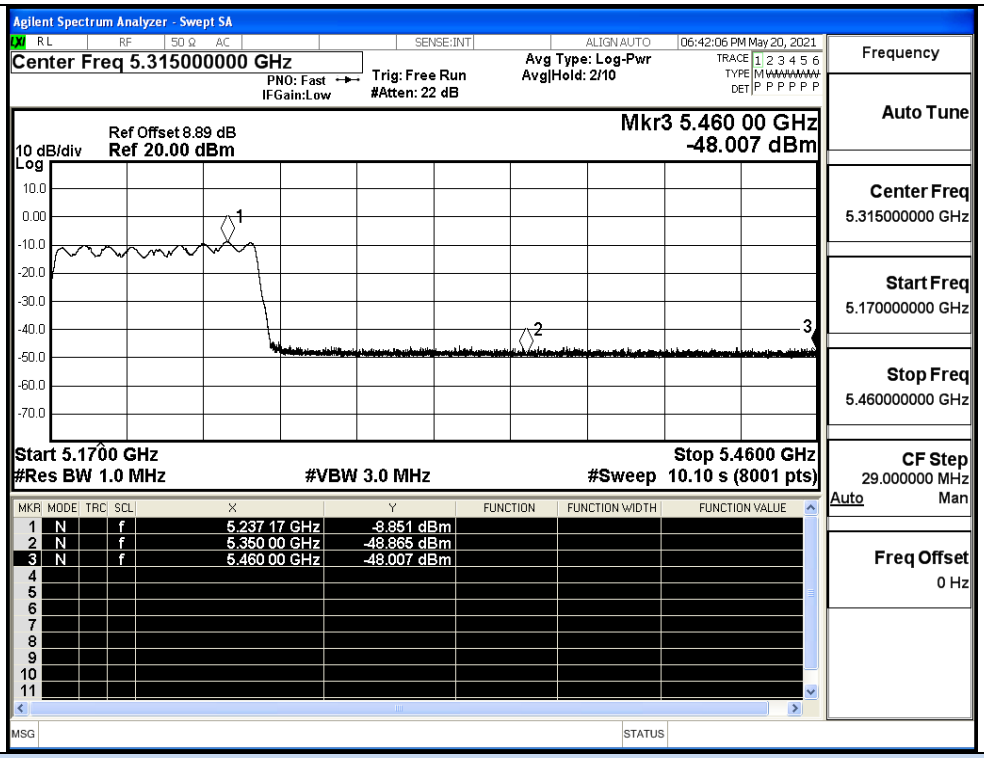


IEEE 802.11ac80 / Channel 138/ 5690MHz / Peak

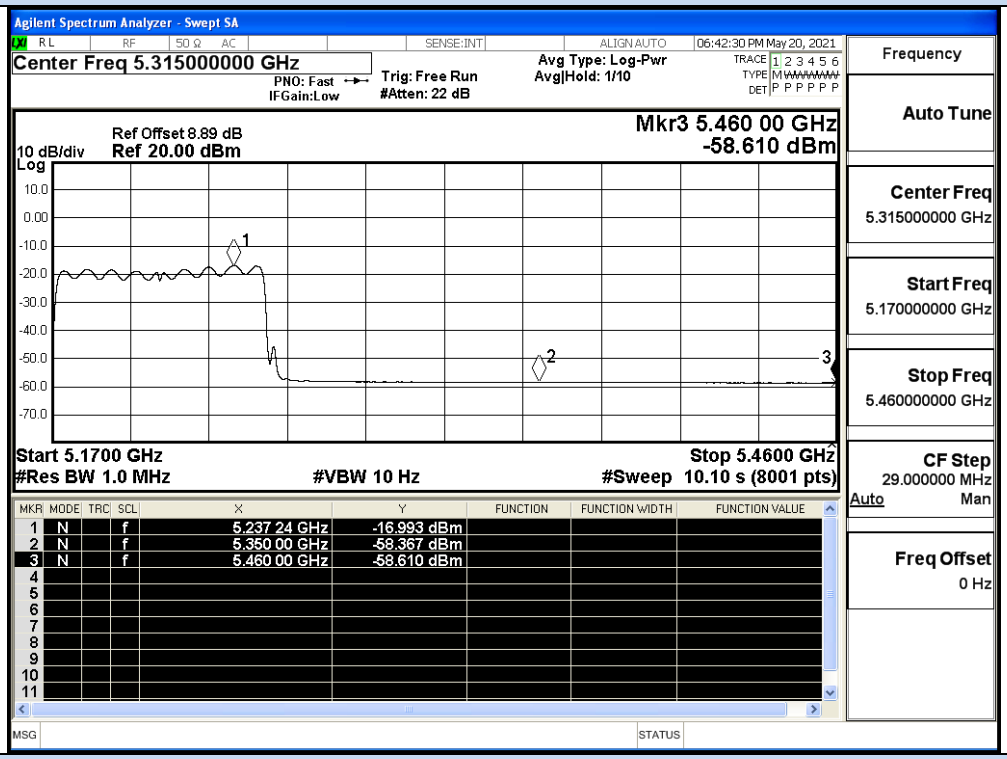


IEEE 802.11ac80 / Channel 138 / 5690MHz / Average

ANT1

| Test Mode | Channel | Frequency (MHz) | Conducted Power (dBm) | Antenna Gain (dBi) | Ground Reflection Factor (dB) | Covert Radiated E Level At 3m (dBuV/m) | Detector | Limit (dBuV/m) | Verdict |
|---|---|---|---|---|---|---|---|---|---|
| 11A | 100 | 5460.0 | -48.50 | 2.00 | 0 | 46.73 | Peak | 68.20 | Pass |
| | | 5460.0 | -59.86 | 2.00 | 0 | 35.37 | Average | 54.00 | Pass |
| | | 5470.0 | -48.56 | 2.00 | 0 | 46.67 | Peak | 68.20 | Pass |
| | | 5470.0 | -59.75 | 2.00 | 0 | 35.48 | Average | 54.00 | Pass |
| | 140 | 5725.0 | -48.66 | 2.00 | 0 | 46.56 | Peak | 68.20 | Pass |
| | | 5725.0 | -58.91 | 2.00 | 0 | 36.32 | Average | 54.00 | Pass |
| | | 5735.0 | -47.72 | 2.00 | 0 | 47.51 | Peak | 68.20 | Pass |
| | | 5735.0 | -58.91 | 2.00 | 0 | 36.32 | Average | 54.00 | Pass |
| 11N20 SISO | 100 | 5460.0 | -49.04 | 2.00 | 0 | 46.19 | Peak | 68.20 | Pass |
| | | 5460.0 | -59.80 | 2.00 | 0 | 35.43 | Average | 54.00 | Pass |
| | | 5470.0 | -48.91 | 2.00 | 0 | 46.32 | Peak | 68.20 | Pass |
| | | 5470.0 | -59.73 | 2.00 | 0 | 35.49 | Average | 54.00 | Pass |
| | 140 | 5725.0 | -48.97 | 2.00 | 0 | 46.26 | Peak | 68.20 | Pass |
| | | 5725.0 | -58.92 | 2.00 | 0 | 36.31 | Average | 54.00 | Pass |
| | | 5735.0 | -48.14 | 2.00 | 0 | 47.09 | Peak | 68.20 | Pass |
| | | 5735.0 | -58.94 | 2.00 | 0 | 36.28 | Average | 54.00 | Pass |
| 11N40 SISO | 102 | 5460.0 | -47.85 | 2.00 | 0 | 47.38 | Peak | 68.20 | Pass |
| | | 5460.0 | -59.67 | 2.00 | 0 | 35.56 | Average | 54.00 | Pass |
| | | 5470.0 | -48.33 | 2.00 | 0 | 46.90 | Peak | 68.20 | Pass |
| | | 5470.0 | -59.51 | 2.00 | 0 | 35.72 | Average | 54.00 | Pass |
| | 134 | 5725.0 | -49.17 | 2.00 | 0 | 46.06 | Peak | 68.20 | Pass |
| | | 5725.0 | -58.19 | 2.00 | 0 | 37.04 | Average | 54.00 | Pass |
| | | 5735.0 | -47.64 | 2.00 | 0 | 47.59 | Peak | 68.20 | Pass |
| | | 5735.0 | -58.13 | 2.00 | 0 | 37.10 | Average | 54.00 | Pass |
| 11AC20 SISO | 100 | 5460.0 | -48.67 | 2.00 | 0 | 46.56 | Peak | 68.20 | Pass |
| | | 5460.0 | -59.81 | 2.00 | 0 | 35.42 | Average | 54.00 | Pass |
| | | 5470.0 | -48.39 | 2.00 | 0 | 46.84 | Peak | 68.20 | Pass |
| | | 5470.0 | -59.72 | 2.00 | 0 | 35.51 | Average | 54.00 | Pass |
| | 140 | 5725.0 | -47.94 | 2.00 | 0 | 47.28 | Peak | 68.20 | Pass |
| | | 5725.0 | -58.30 | 2.00 | 0 | 36.93 | Average | 54.00 | Pass |
| | | 5735.0 | -47.40 | 2.00 | 0 | 47.83 | Peak | 68.20 | Pass |
| | | 5735.0 | -58.36 | 2.00 | 0 | 36.87 | Average | 54.00 | Pass |
| 11AC40 SISO | 102 | 5460.0 | -47.91 | 2.00 | 0 | 47.31 | Peak | 68.20 | Pass |
| | | 5460.0 | -59.66 | 2.00 | 0 | 35.57 | Average | 54.00 | Pass |
| | | 5470.0 | -47.56 | 2.00 | 0 | 47.67 | Peak | 68.20 | Pass |
| | | 5470.0 | -59.50 | 2.00 | 0 | 35.73 | Average | 54.00 | Pass |
| | 134 | 5725.0 | -48.27 | 2.00 | 0 | 46.96 | Peak | 68.20 | Pass |
| | | 5725.0 | -58.29 | 2.00 | 0 | 36.94 | Average | 54.00 | Pass |
| | | 5735.0 | -48.25 | 2.00 | 0 | 46.98 | Peak | 68.20 | Pass |
| | | 5735.0 | -58.28 | 2.00 | 0 | 36.95 | Average | 54.00 | Pass |
| 11AC80 SISO | 106 | 5460.0 | -48.64 | 2.00 | 0 | 48.62 | Peak | 68.20 | Pass |
| | | 5460.0 | -60.01 | 2.00 | 0 | 37.25 | Average | 54.00 | Pass |
| | | 5470.0 | -49.42 | 2.00 | 0 | 47.84 | Peak | 68.20 | Pass |
| | | 5470.0 | -59.96 | 2.00 | 0 | 37.3 | Average | 54.00 | Pass |
| | 138 | 5725.0 | -49.18 | 2.00 | 0 | 48.08 | Peak | 68.20 | Pass |
| | | 5725.0 | -58.46 | 2.00 | 0 | 38.8 | Average | 54.00 | Pass |
| | | 5735.0 | -48.41 | 2.00 | 0 | 48.85 | Peak | 68.20 | Pass |
| | | 5735.0 | -58.68 | 2.00 | 0 | 38.58 | Average | 54.00 | Pass |

## Combined Ant_0 and Ant_1

| Test Mode | Channel | Frequency (MHz) | Conducted Power (dBm) | | | Antenna Gain (dBi) | Ground Reflection Factor (dB) | Covert Radiated E Level At 3m (dBuV/m) | Detector | Limit (dBuV/m) | Verdict |
|---|---|---|---|---|---|---|---|---|---|---|---|
| | | | Ant0 | Ant1 | Sum | | | | | | |
| 11N20 SISO | 100 | 5460.0 | -48.59 | -49.04 | -45.80 | 4.81 | 0 | 54.27 | Peak | 68.20 | Pass |
| | | 5460.0 | -59.88 | -59.80 | -56.83 | 4.81 | 0 | 43.24 | Average | 54.00 | Pass |
| | | 5470.0 | -48.08 | -48.91 | -45.46 | 4.81 | 0 | 54.61 | Peak | 68.20 | Pass |
| | | 5470.0 | -59.75 | -59.73 | -56.73 | 4.81 | 0 | 43.34 | Average | 54.00 | Pass |
| | 140 | 5725.0 | -48.62 | -48.97 | -45.78 | 4.81 | 0 | 54.29 | Peak | 68.20 | Pass |
| | | 5725.0 | -58.87 | -58.92 | -55.88 | 4.81 | 0 | 44.19 | Average | 54.00 | Pass |
| | | 5735.0 | -48.94 | -48.14 | -45.51 | 4.81 | 0 | 54.56 | Peak | 68.20 | Pass |
| | | 5735.0 | -58.83 | -58.94 | -55.87 | 4.81 | 0 | 44.2 | Average | 54.00 | Pass |
| 11N40 SISO | 102 | 5460.0 | -47.99 | -47.85 | -44.91 | 4.81 | 0 | 55.16 | Peak | 68.20 | Pass |
| | | 5460.0 | -60.14 | -59.67 | -56.89 | 4.81 | 0 | 43.18 | Average | 54.00 | Pass |
| | | 5470.0 | -49.41 | -48.33 | -45.83 | 4.81 | 0 | 54.24 | Peak | 68.20 | Pass |
| | | 5470.0 | -60.08 | -59.51 | -56.78 | 4.81 | 0 | 43.29 | Average | 54.00 | Pass |
| | 134 | 5725.0 | -48.68 | -49.17 | -45.91 | 4.81 | 0 | 54.16 | Peak | 68.20 | Pass |
| | | 5725.0 | -58.29 | -58.19 | -55.23 | 4.81 | 0 | 44.84 | Average | 54.00 | Pass |
| | | 5735.0 | -47.62 | -47.64 | -44.62 | 4.81 | 0 | 55.45 | Peak | 68.20 | Pass |
| | | 5735.0 | -58.29 | -58.13 | -55.20 | 4.81 | 0 | 44.87 | Average | 54.00 | Pass |
| 11AC20 SISO | 100 | 5460.0 | -47.98 | -48.67 | -45.30 | 4.81 | 0 | 54.77 | Peak | 68.20 | Pass |
| | | 5460.0 | -59.85 | -59.81 | -56.82 | 4.81 | 0 | 43.25 | Average | 54.00 | Pass |
| | | 5470.0 | -48.09 | -48.39 | -45.23 | 4.81 | 0 | 54.84 | Peak | 68.20 | Pass |
| | | 5470.0 | -59.76 | -59.72 | -56.73 | 4.81 | 0 | 43.34 | Average | 54.00 | Pass |
| | 140 | 5725.0 | -48.72 | -47.94 | -45.30 | 4.81 | 0 | 54.77 | Peak | 68.20 | Pass |
| | | 5725.0 | -58.96 | -58.30 | -55.61 | 4.81 | 0 | 44.46 | Average | 54.00 | Pass |
| | | 5735.0 | -49.33 | -47.40 | -45.25 | 4.81 | 0 | 54.82 | Peak | 68.20 | Pass |
| | | 5735.0 | -58.91 | -58.36 | -55.62 | 4.81 | 0 | 44.45 | Average | 54.00 | Pass |
| 11AC40 SISO | 102 | 5460.0 | -48.16 | -47.91 | -45.02 | 4.81 | 0 | 55.05 | Peak | 68.20 | Pass |
| | | 5460.0 | -60.47 | -59.66 | -57.04 | 4.81 | 0 | 43.03 | Average | 54.00 | Pass |
| | | 5470.0 | -48.95 | -47.56 | -45.19 | 4.81 | 0 | 54.88 | Peak | 68.20 | Pass |
| | | 5470.0 | -60.41 | -59.50 | -56.92 | 4.81 | 0 | 43.15 | Average | 54.00 | Pass |
| | 134 | 5725.0 | -48.65 | -48.27 | -45.45 | 4.81 | 0 | 54.62 | Peak | 68.20 | Pass |
| | | 5725.0 | -58.36 | -58.29 | -55.31 | 4.81 | 0 | 44.76 | Average | 54.00 | Pass |
| | | 5735.0 | -49.33 | -48.25 | -45.75 | 4.81 | 0 | 54.32 | Peak | 68.20 | Pass |
| | | 5735.0 | -58.37 | -58.28 | -55.31 | 4.81 | 0 | 44.76 | Average | 54.00 | Pass |
| 11AC80 SISO | 106 | 5460.0 | -49.11 | -48.64 | -45.86 | 4.81 | 0 | 54.21 | Peak | 68.20 | Pass |
| | | 5460.0 | -59.72 | -60.01 | -56.85 | 4.81 | 0 | 43.22 | Average | 54.00 | Pass |
| | | 5470.0 | -48.67 | -49.42 | -46.02 | 4.81 | 0 | 54.05 | Peak | 68.20 | Pass |
| | | 5470.0 | -59.65 | -59.96 | -56.79 | 4.81 | 0 | 43.28 | Average | 54.00 | Pass |
| | 138 | 5725.0 | -48.86 | -49.18 | -46.01 | 4.81 | 0 | 54.06 | Peak | 68.20 | Pass |
| | | 5725.0 | -58.37 | -58.46 | -55.40 | 4.81 | 0 | 44.67 | Average | 54.00 | Pass |
| | | 5735.0 | -48.01 | -48.41 | -45.20 | 4.81 | 0 | 54.87 | Peak | 68.20 | Pass |
| | | 5735.0 | -58.61 | -58.68 | -55.63 | 4.81 | 0 | 44.44 | Average | 54.00 | Pass |

## Undesirable Emissions Measurement

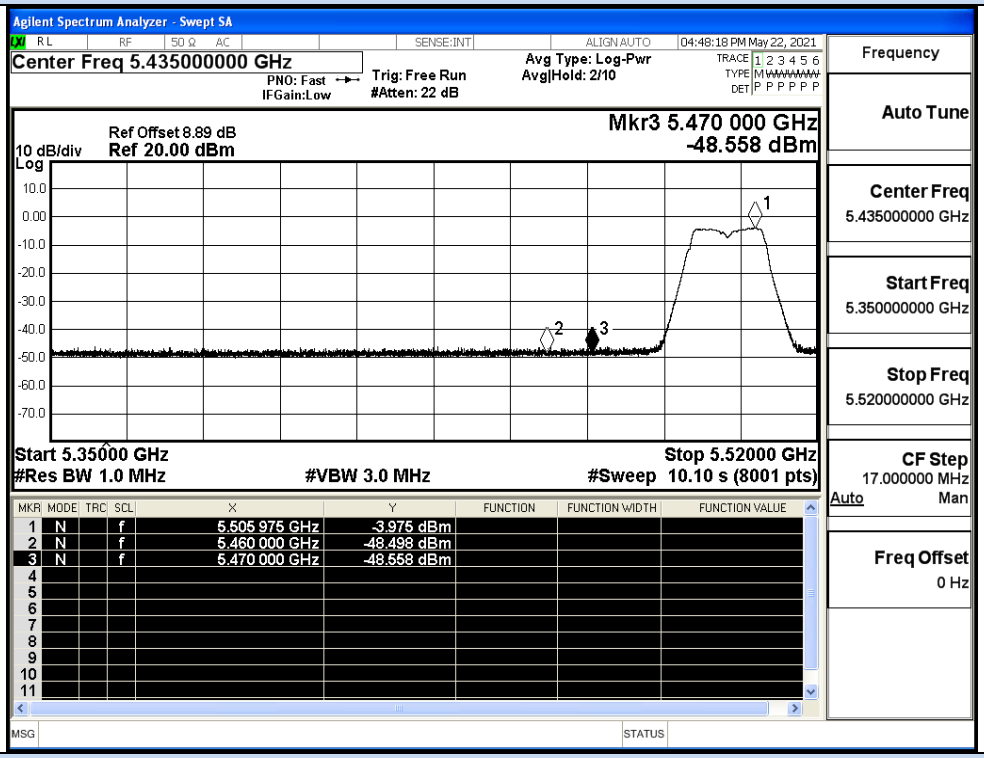


## IEEE 802.11a / Channel 100 / 5500MHz / Peak

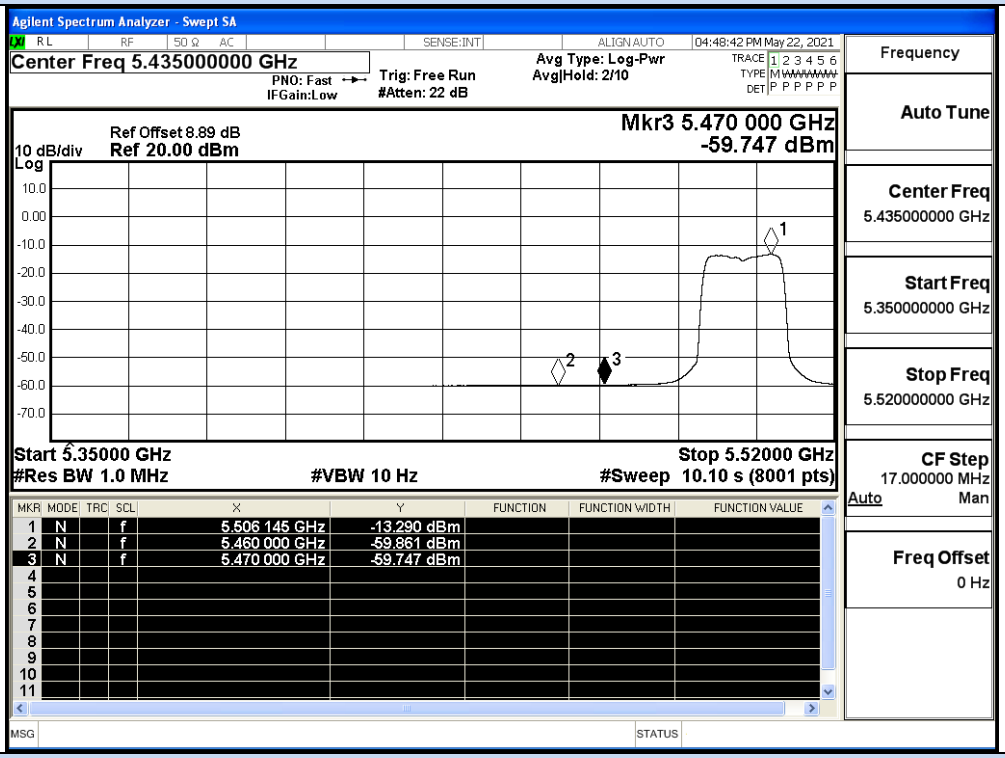


## IEEE 802.11a / Channel 100 / 5500MHz / Average

## Undesirable Emissions Measurement

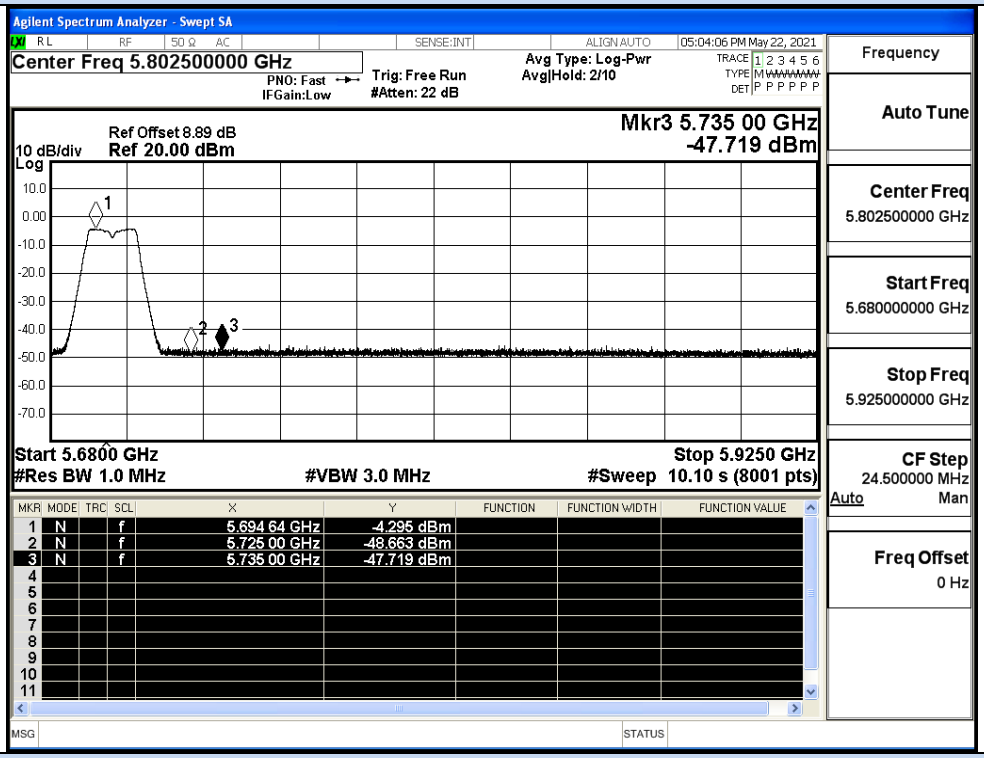


## IEEE 802.11a / Channel 140 / 5700MHz / Peak

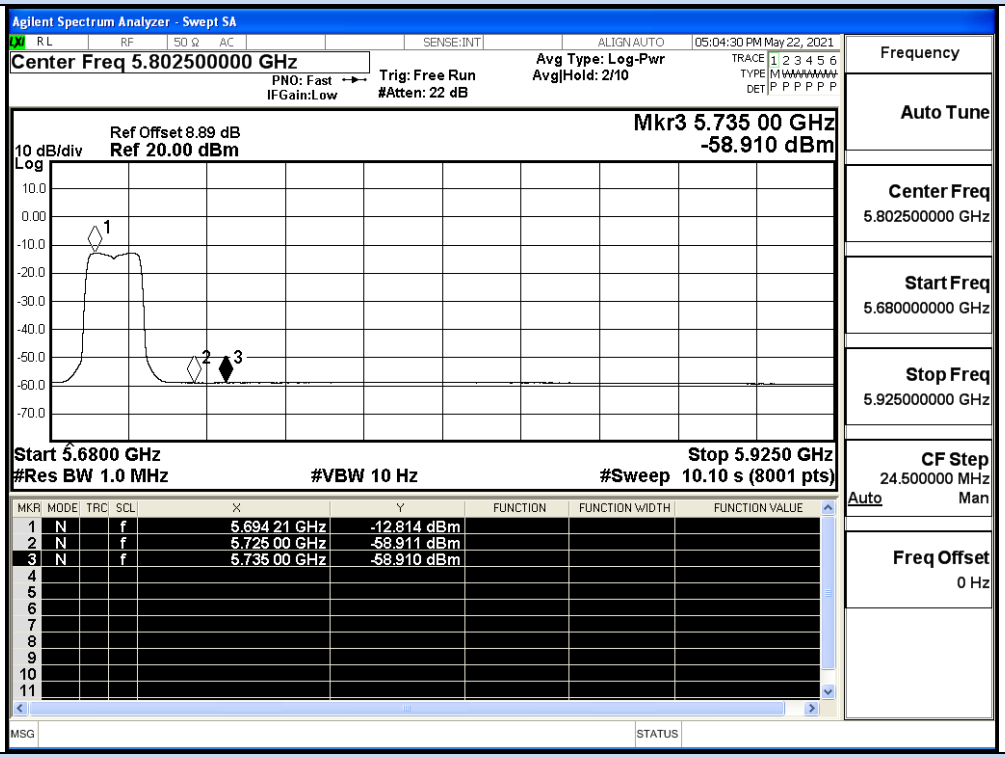


## IEEE 802.11a / Channel 140 / 5700MHz / Average

Undesirable Emissions Measurement

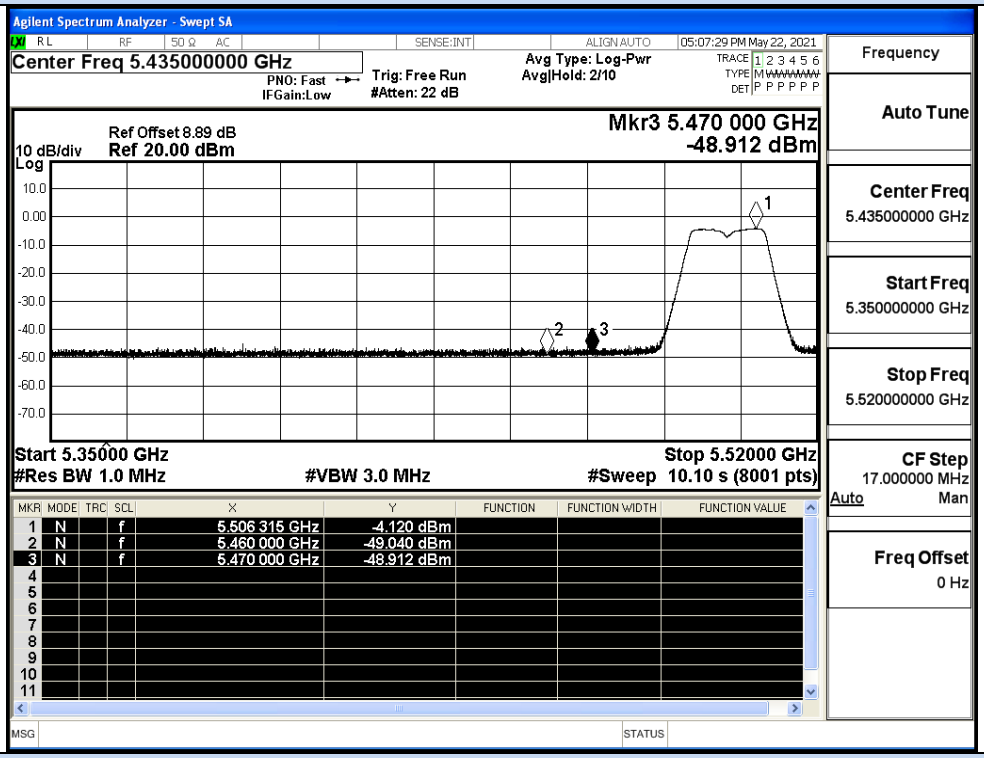


IEEE 802.11n20 / Channel 100 / 5500MHz / Peak

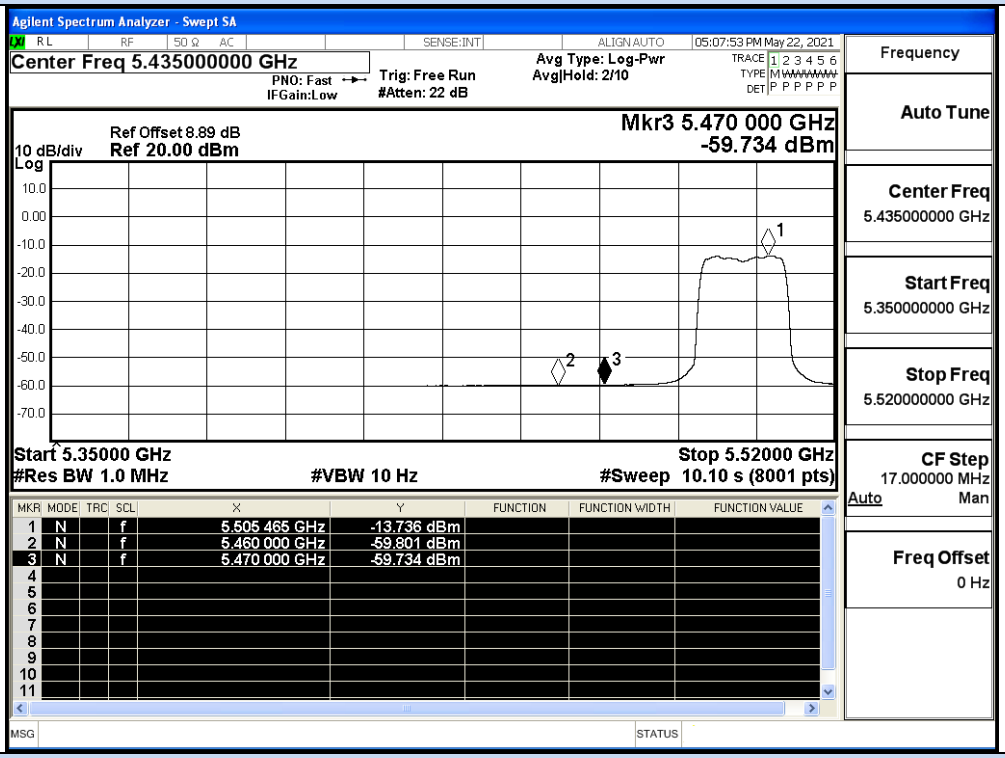


IEEE 802.11n20 / Channel 100 / 5500MHz / Average

## Undesirable Emissions Measurement

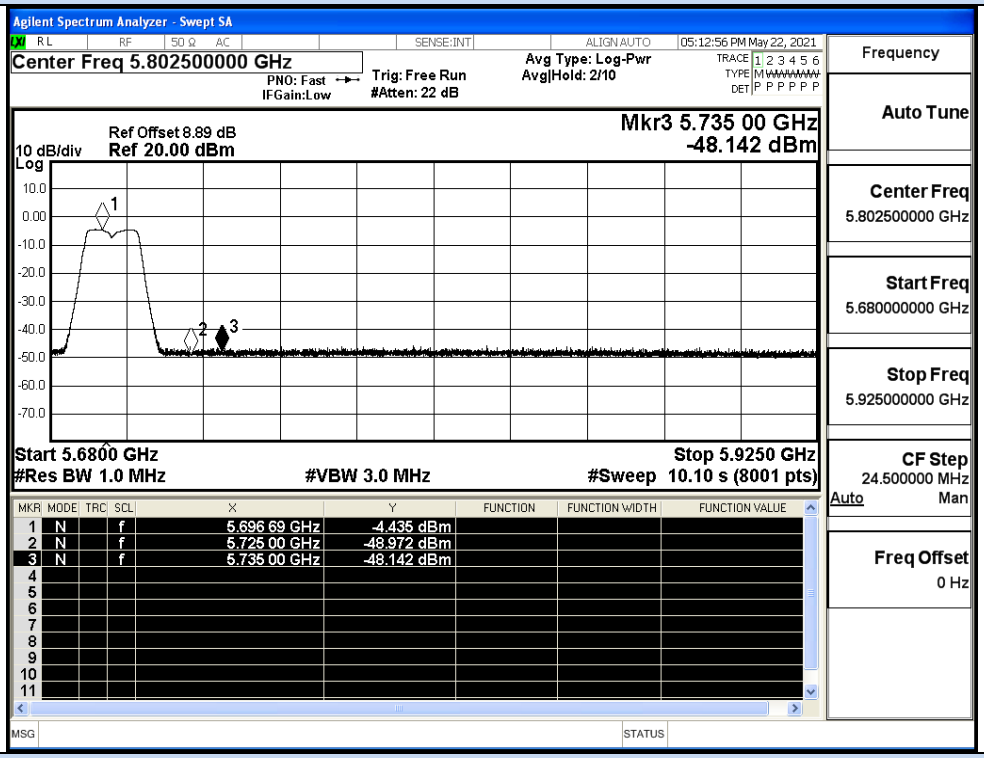


## IEEE 802.11n20 / Channel 140 / 5700MHz / Peak

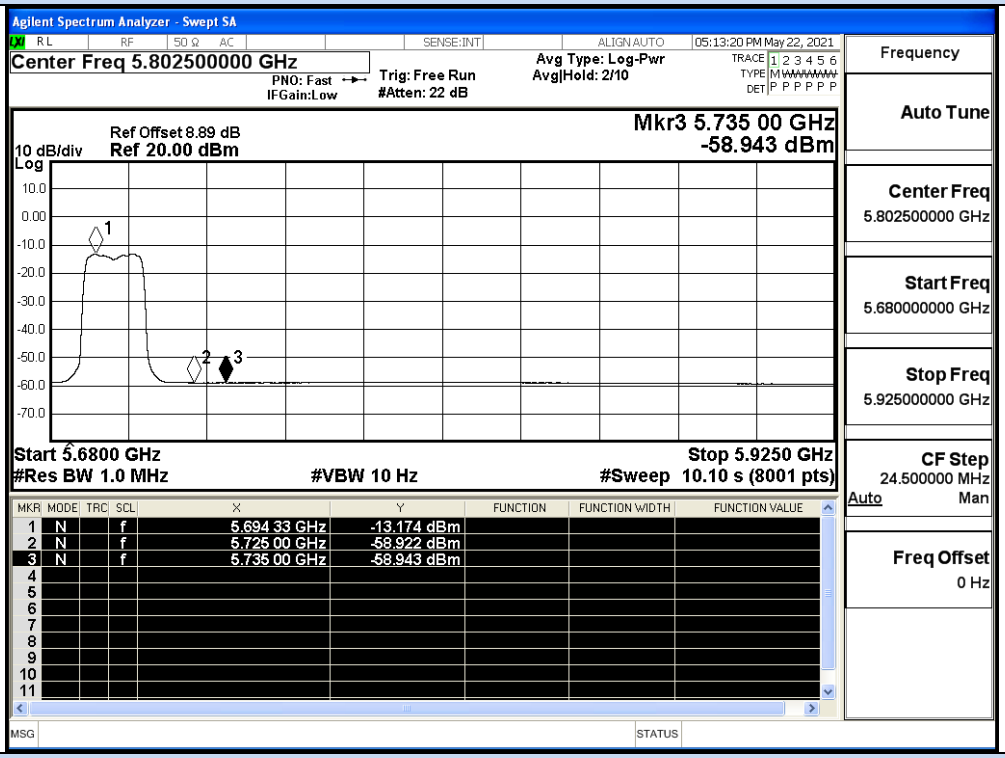


## IEEE 802.11n20 / Channel 140 / 5700MHz / Average

## Undesirable Emissions Measurement

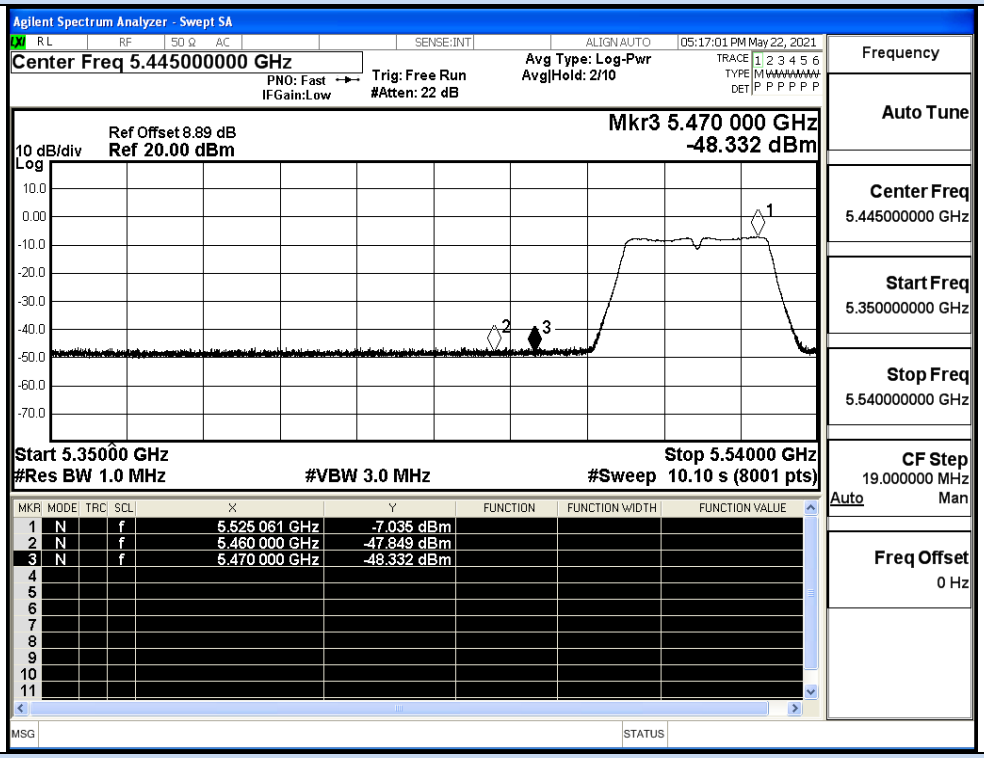


## IEEE 802.11n40 / Channel 102 / 5510MHz / Peak

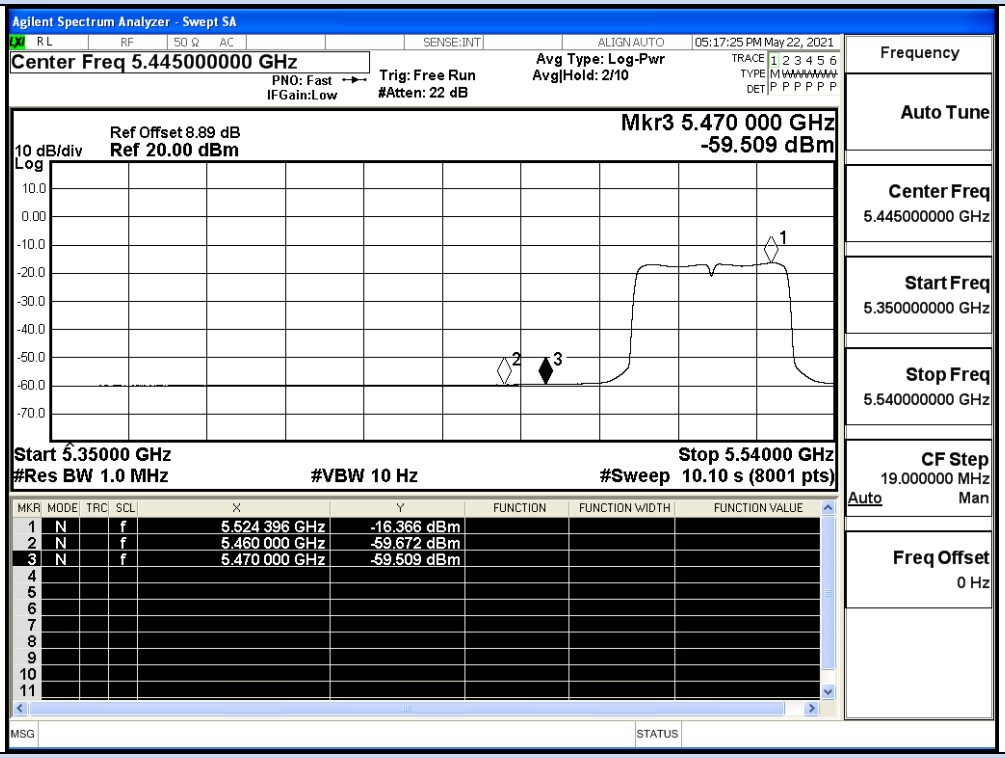


## IEEE 802.11n40 / Channel 102 / 5510MHz / Average

Undesirable Emissions Measurement

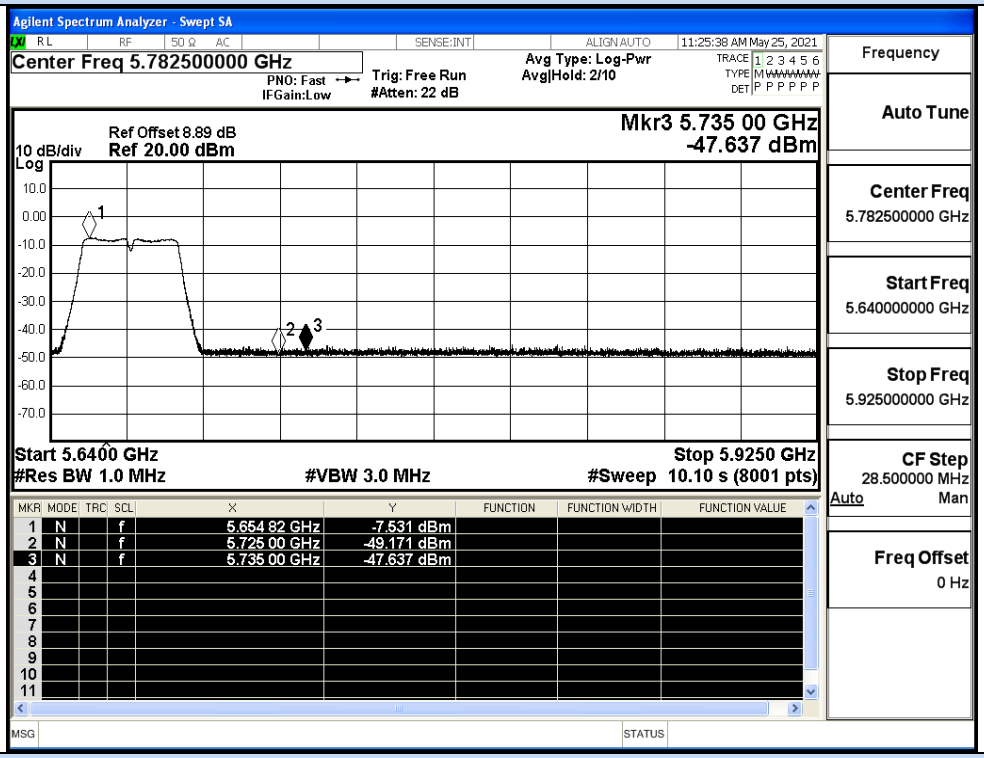


IEEE 802.11n40 / Channel 134 / 5670MHz / Peak

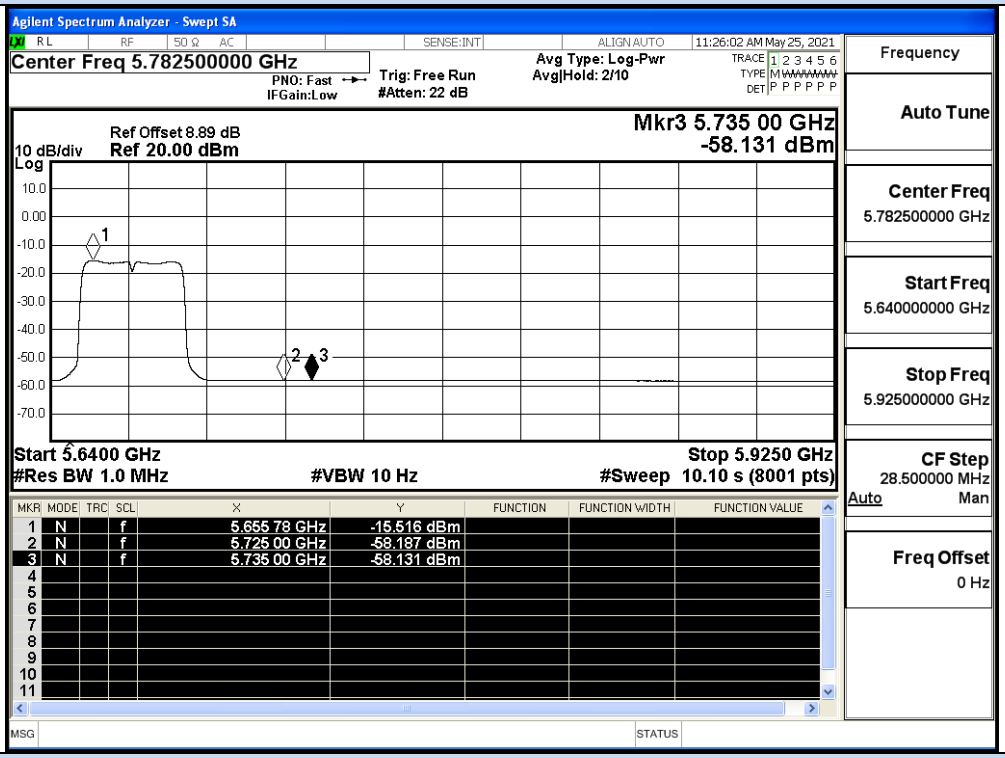


IEEE 802.11n40 / Channel 134 / 5670MHz / Average

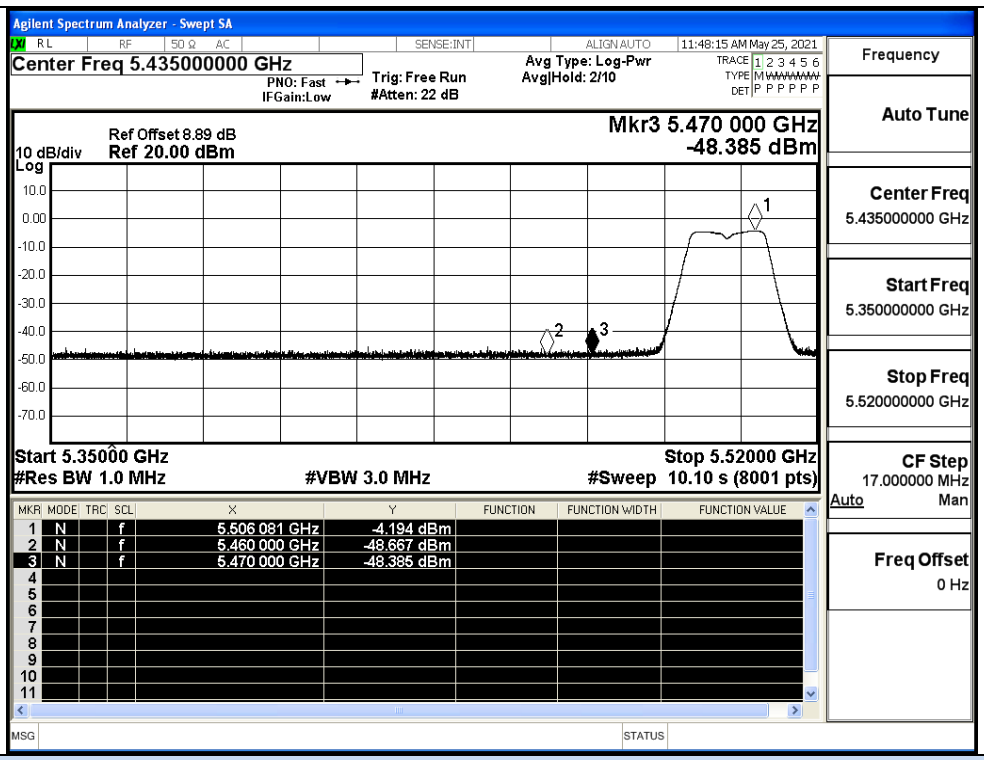


IEEE 802.11ac20 / Channel 100 / 5500MHz / Peak

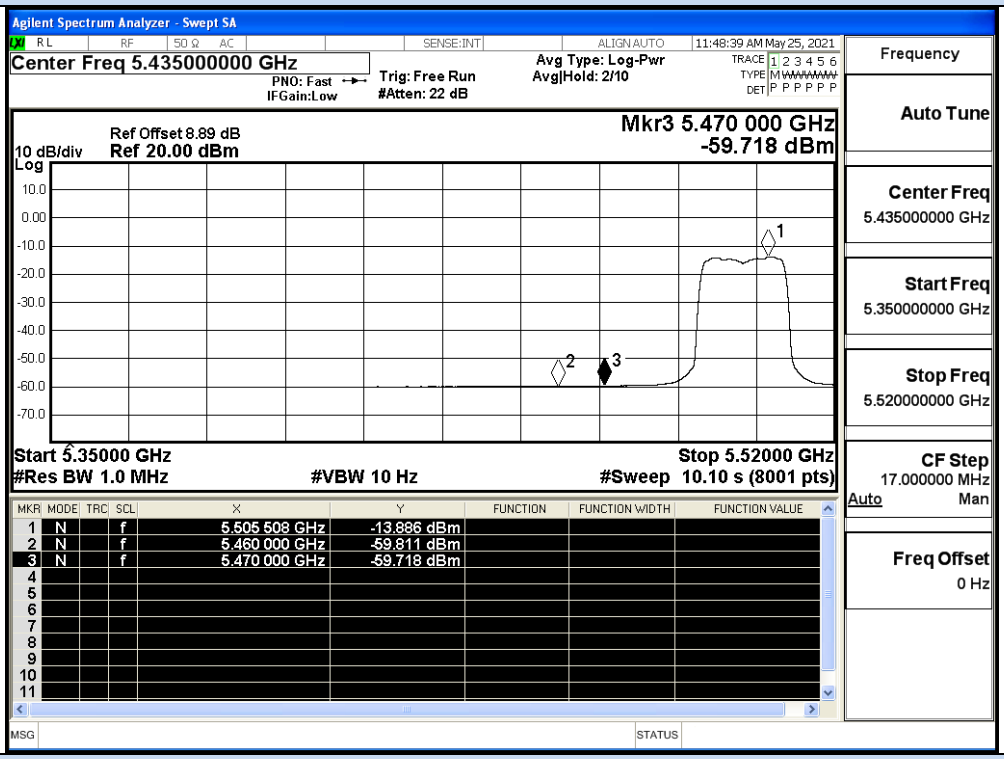


IEEE 802.11ac20 / Channel 100 / 5500MHz / Average

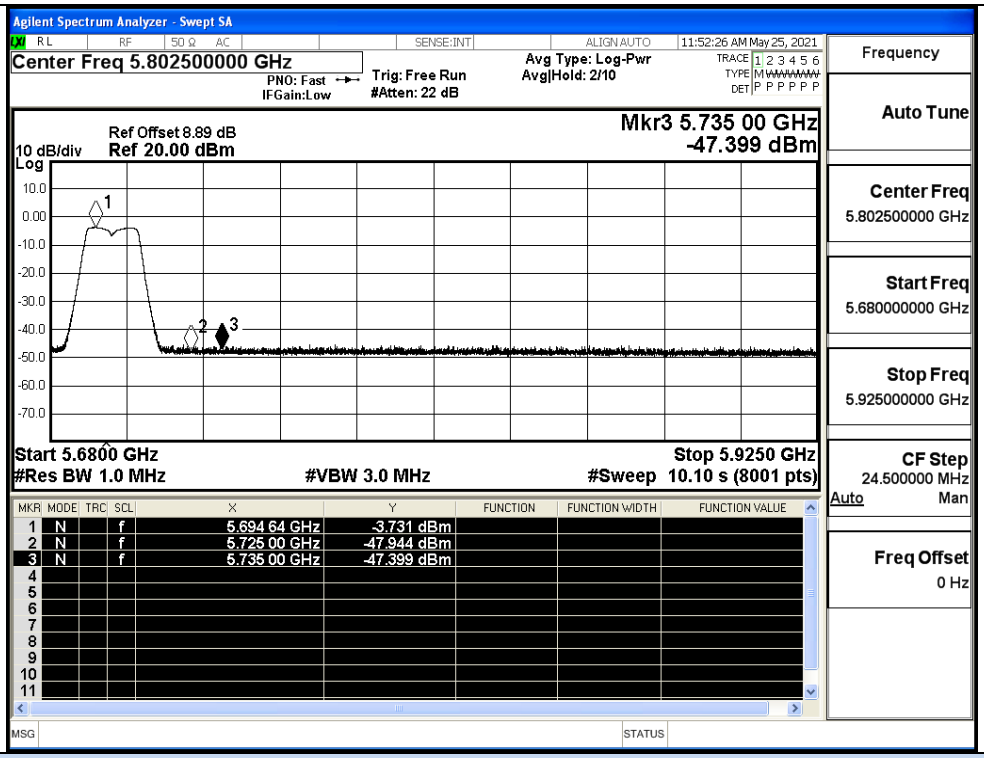


IEEE 802.11ac20 / Channel 140 / 5700MHz / Peak

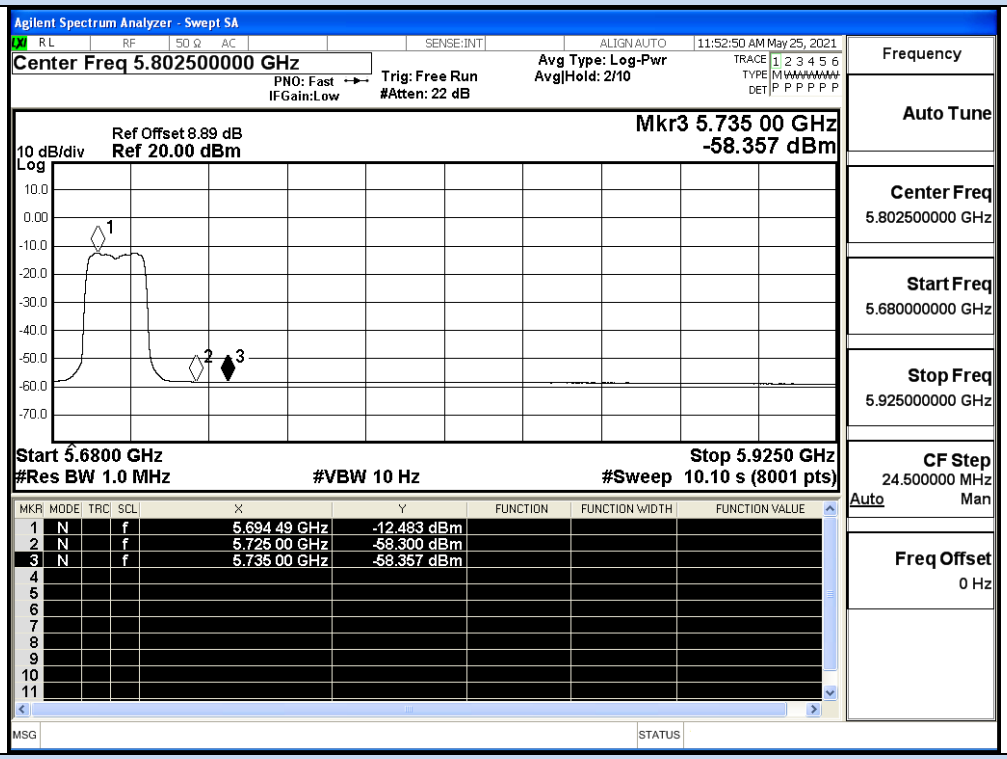


IEEE 802.11ac20 / Channel 140 / 5700MHz / Average

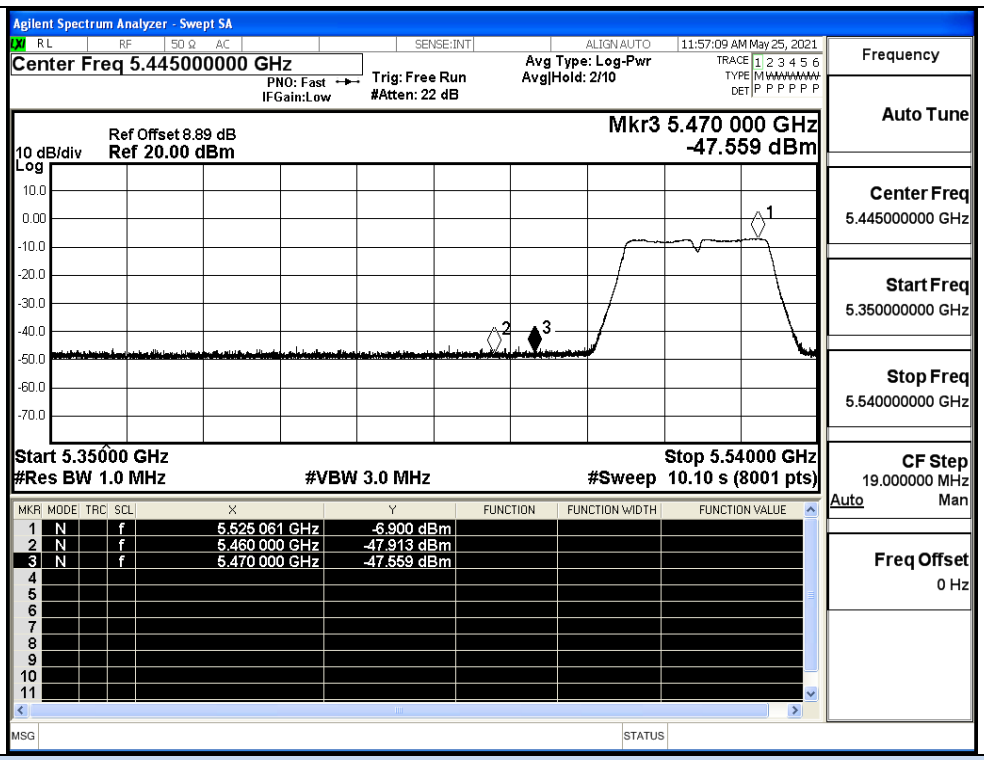


IEEE 802.11ac40 / Channel 102/ 5510MHz / Peak

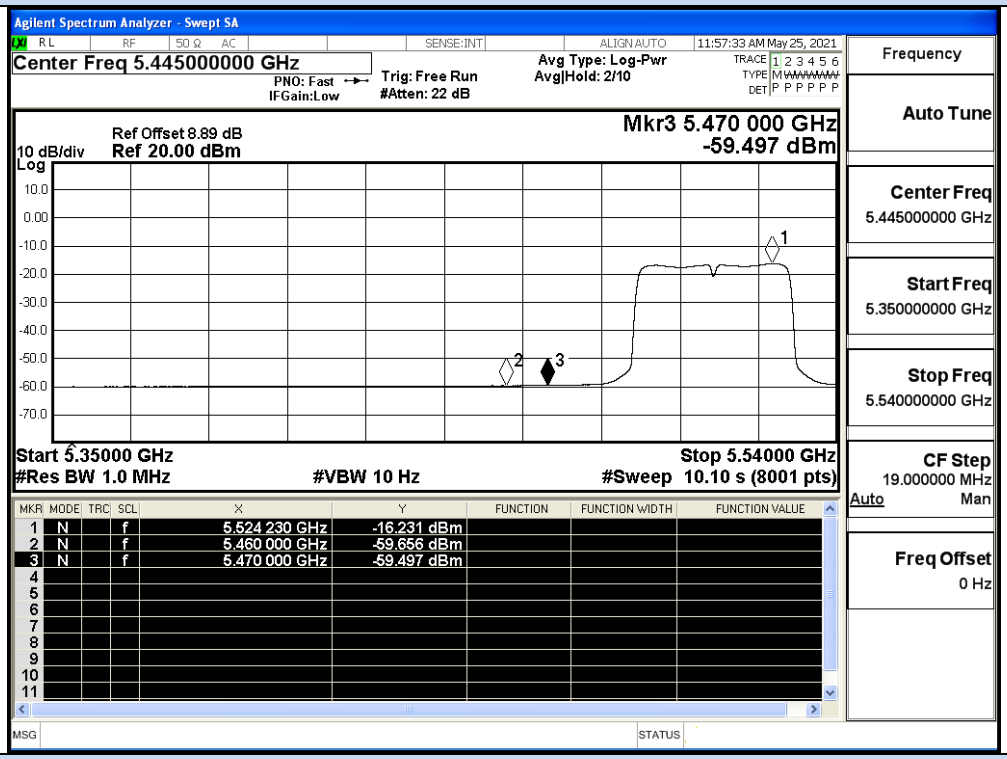


IEEE 802.11ac40 / Channel 102 / 5510MHz / Average

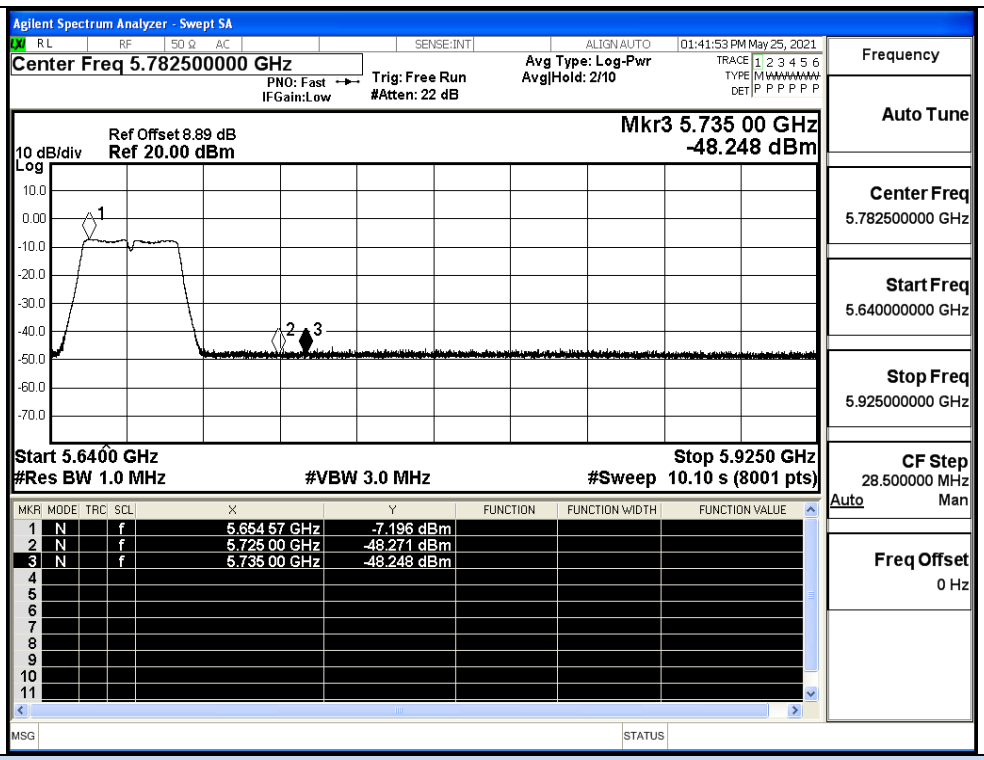


IEEE 802.11ac40 / Channel 134/ 5670MHz / Peak

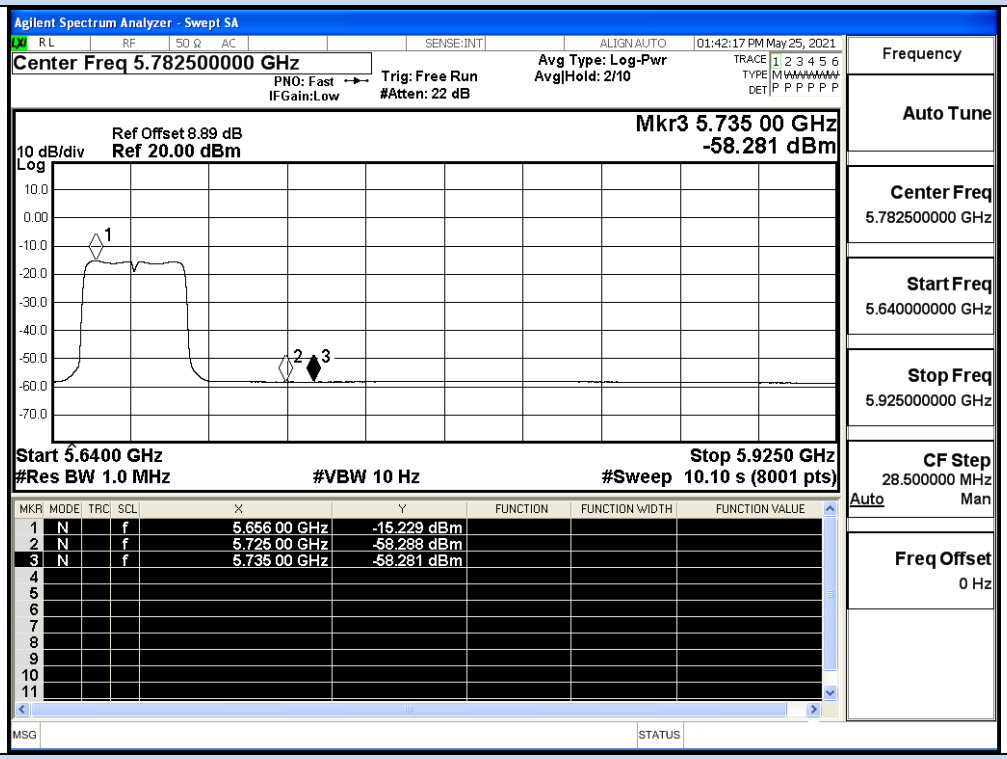


IEEE 802.11ac40 / Channel 134 / 5670MHz / Average

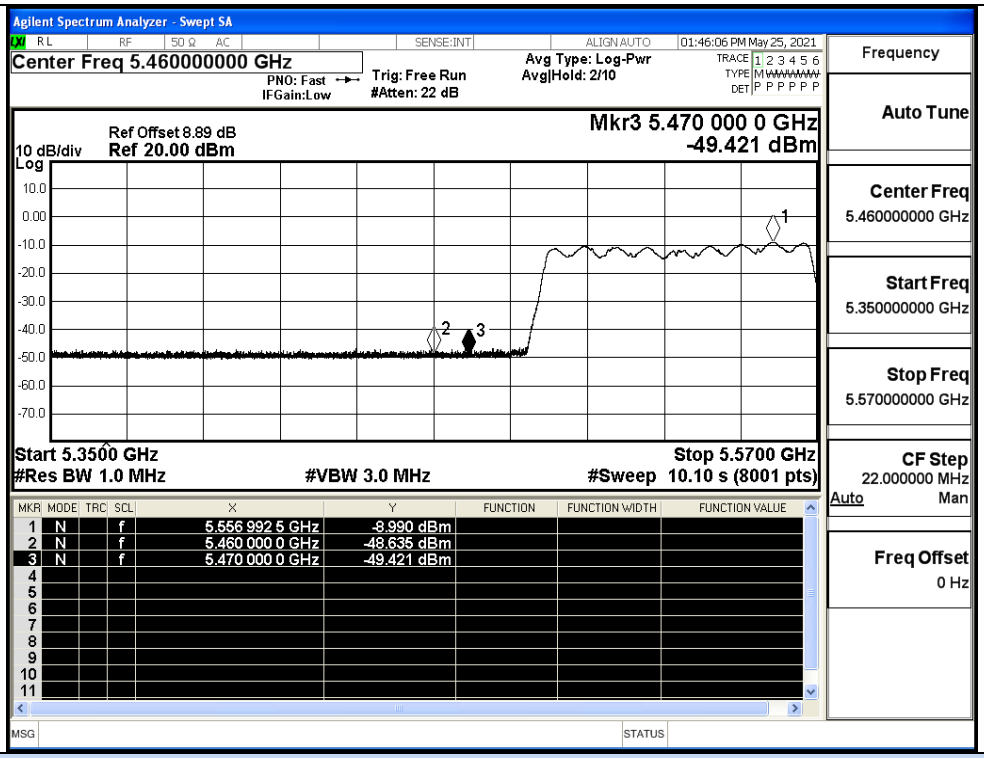


IEEE 802.11ac80 / Channel 106 / 5530MHz / Peak

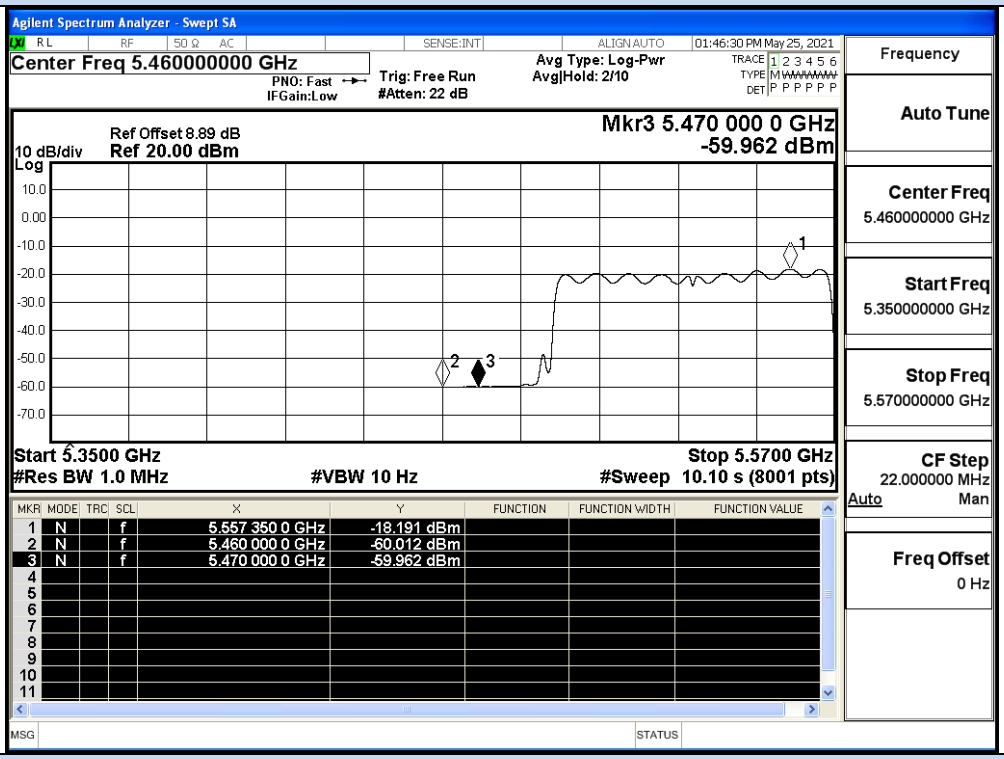


IEEE 802.11ac80 / Channel 106 / 5530MHz / Average

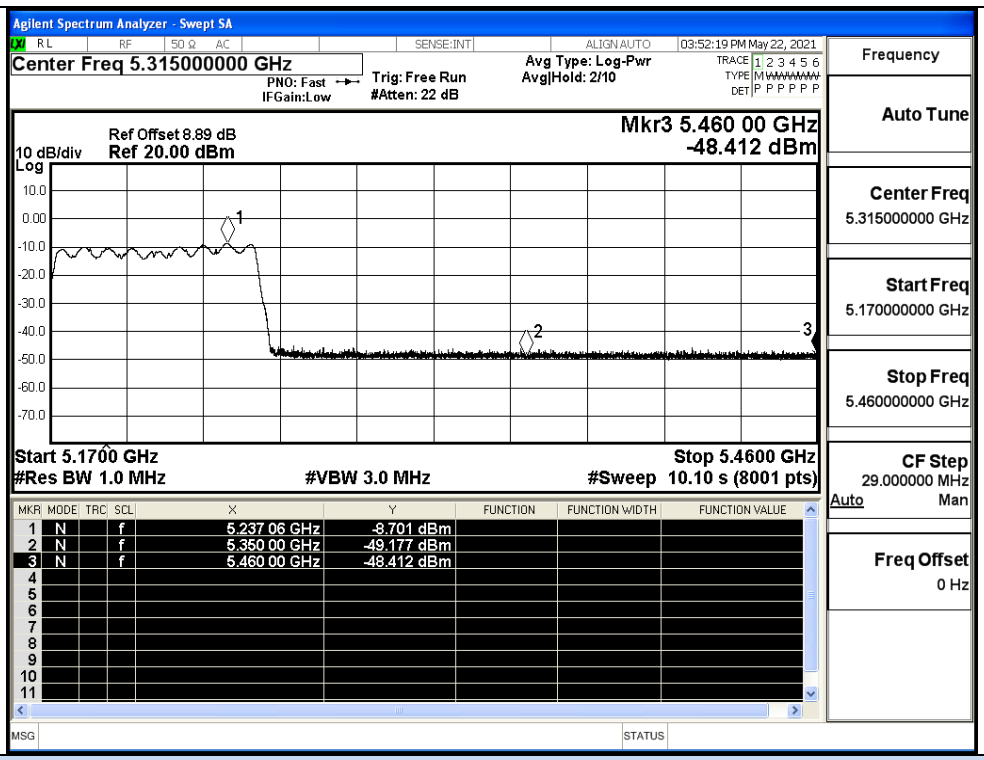


IEEE 802.11ac80 / Channel 138/ 5690MHz / Peak

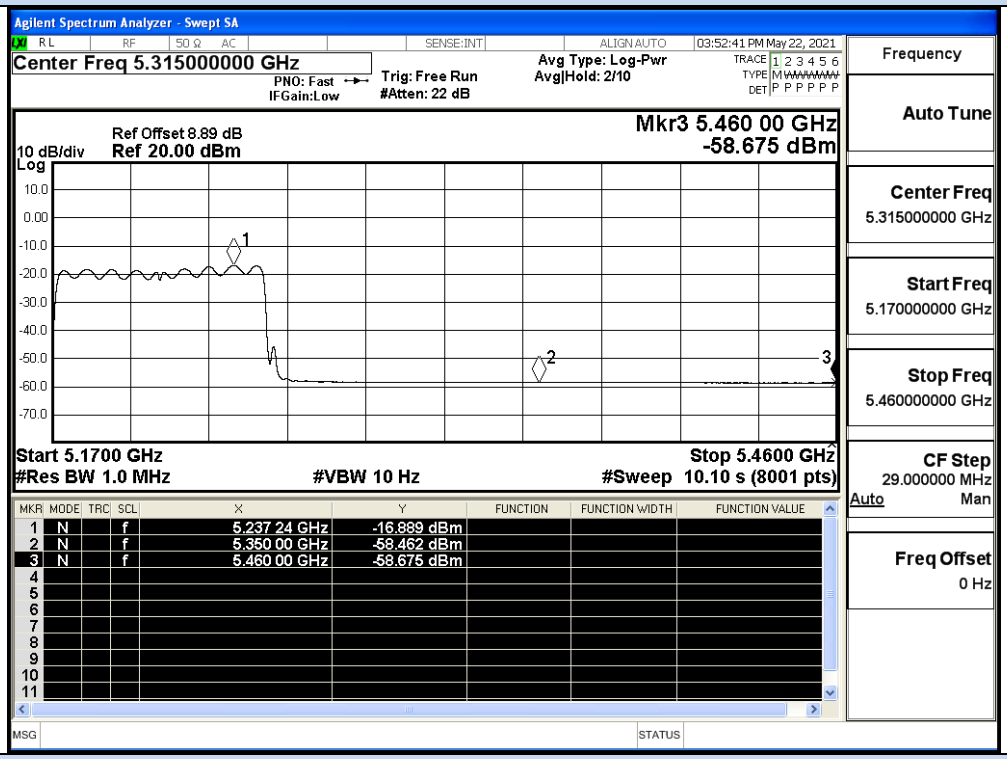


IEEE 802.11ac80 / Channel 138 / 5690MHz / Average