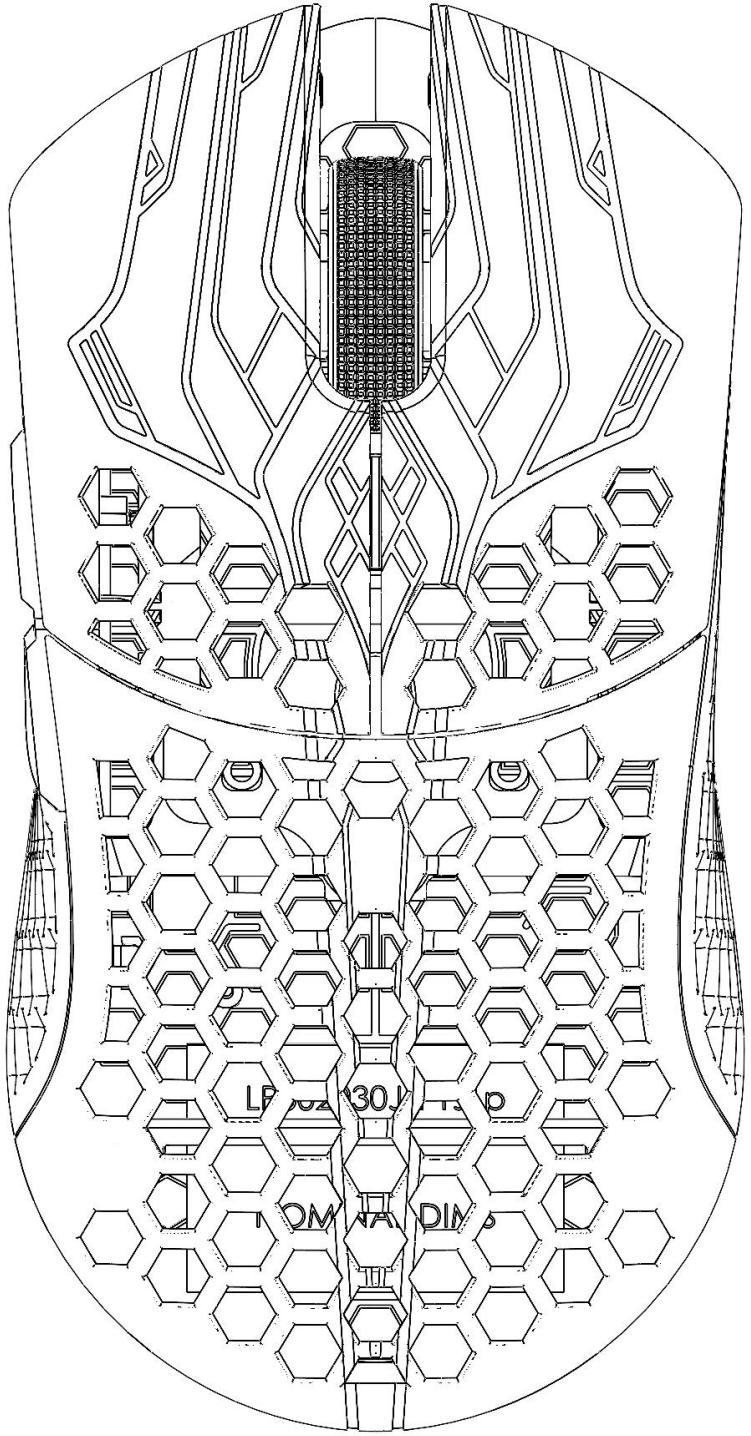

Finalmouse UltralightX ULX

Cheetah | Lion | Tiger

finalmouse

Package Contents

1. Mouse
2. Dongle
3. USB Charging and Data Cable

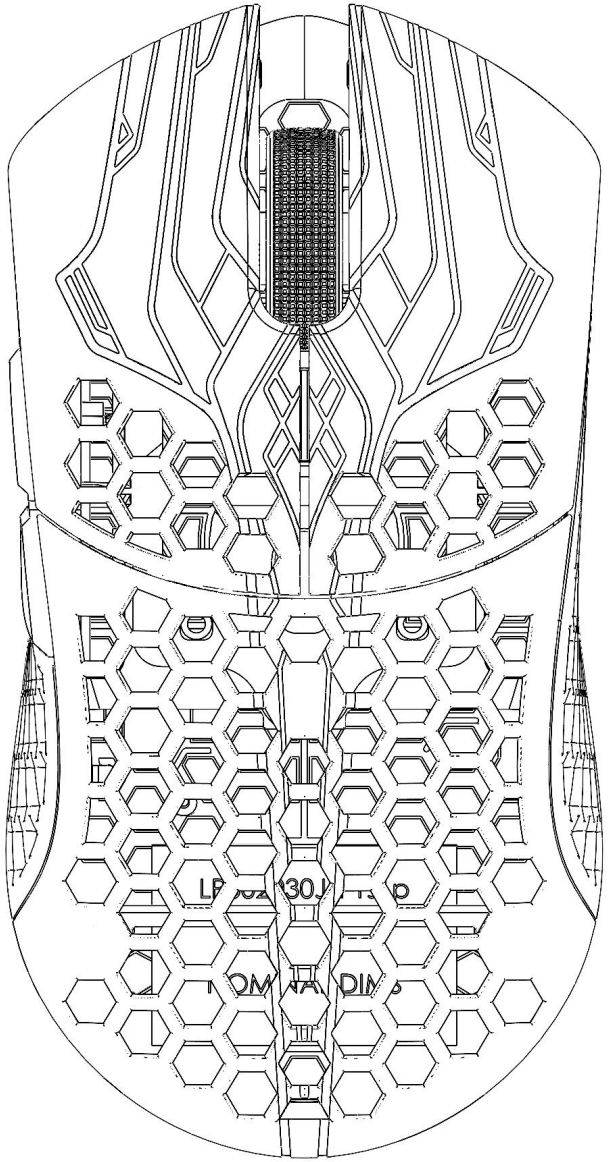

[1]



[2]

[3]

finalmouse

Mouse Features

1. Left Click

2 Right Click

3 Middle Click / Scroll Wheel

4 Browser Forward

5 Browser Back

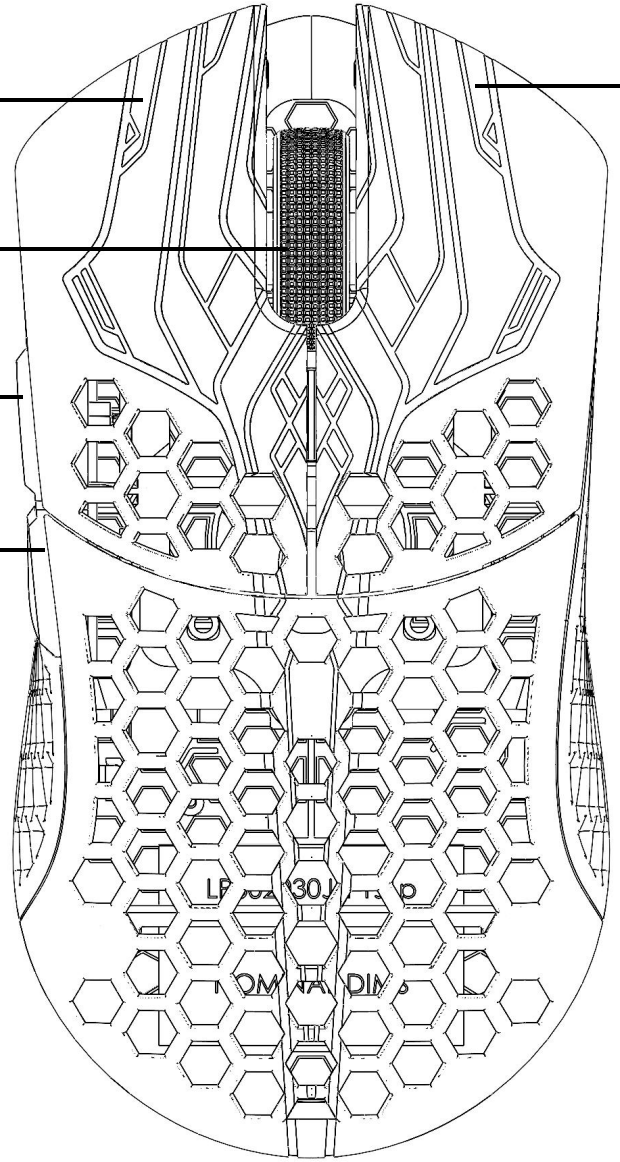

finalmouse

Mouse Setup

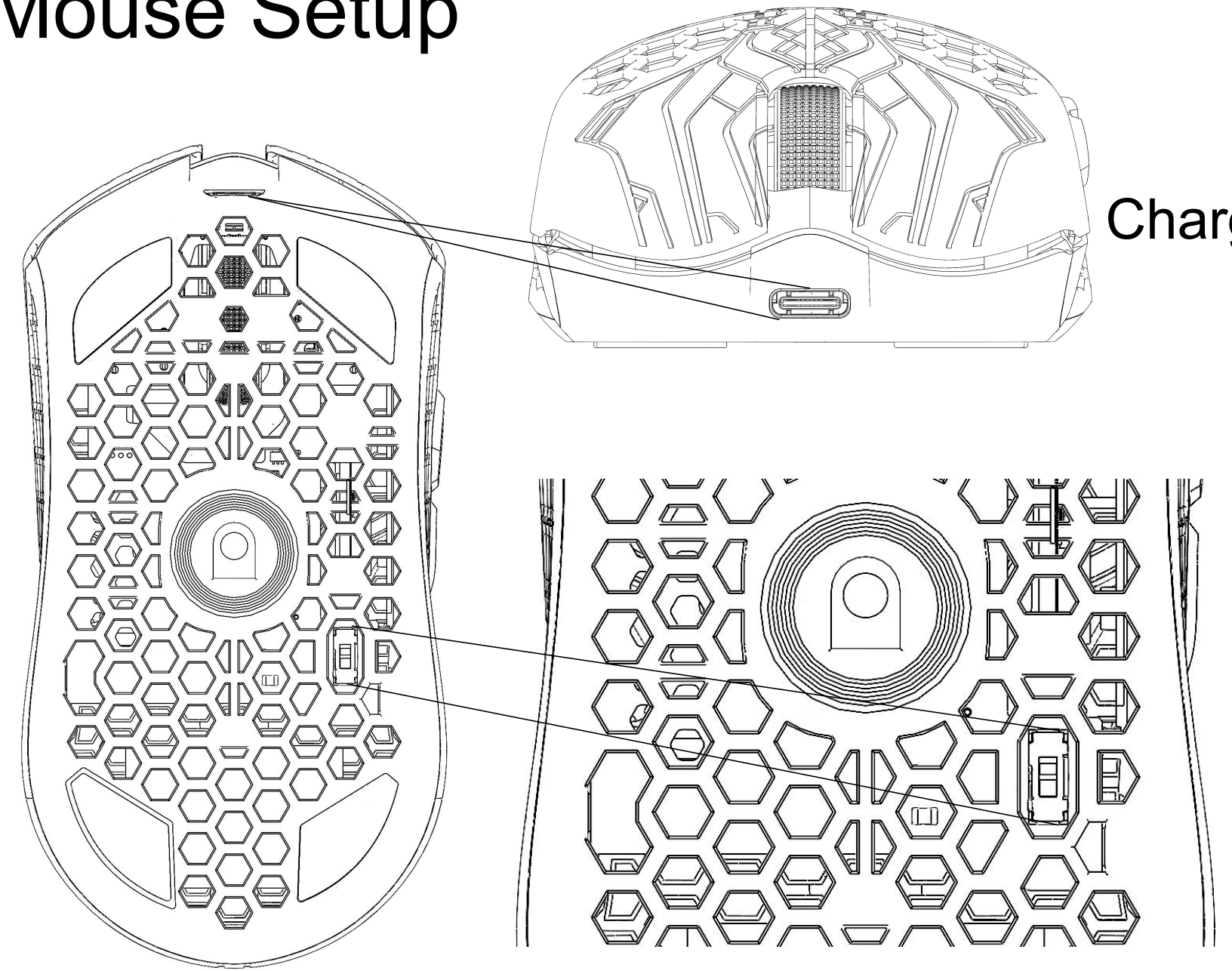

Charging / Data Port (USB C)

ON: Down | ↓

OFF: UP | ↑

finalmouse

Get Started

1. Plug charging / data cable into PC
2. Plug dongle into charging / data cable
3. Turn on mouse
4. Other features can be found in Xpanel at finalmouse.com
   a) DPI
   b) Polling
   c) Lift off Distance (LOD)
   d) Updates
   e) And more

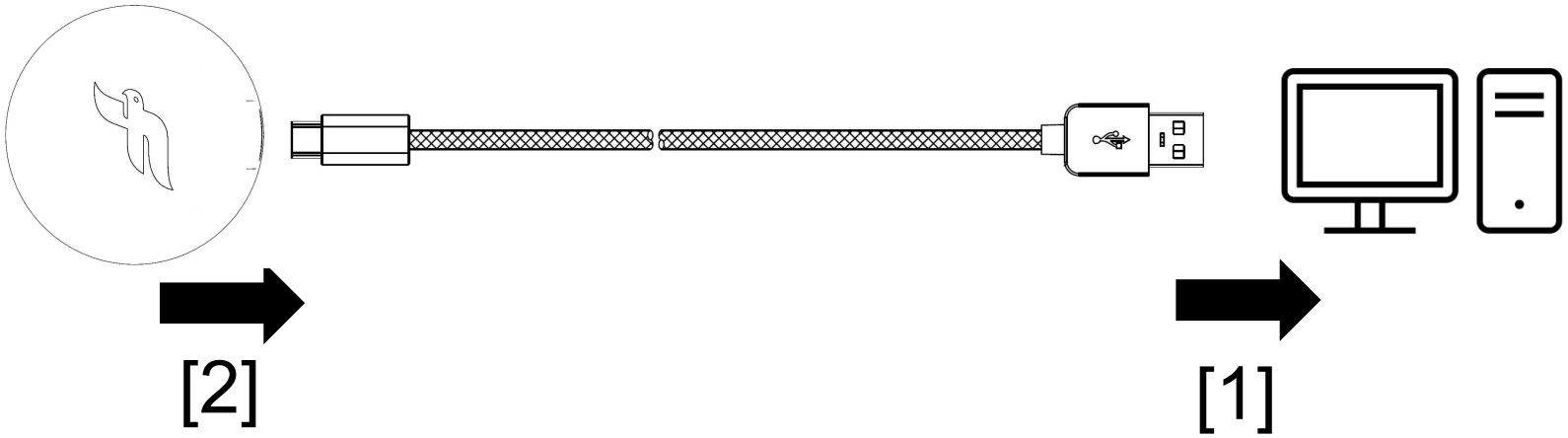



ON: Down | ↓

OFF: UP | ↑

Usage

For optimal wireless performance, use mouse within 12-24in (30-61cm) of dongle and greater than 6ft (1.8m) from sources of 2.4GHz (such as wi-fi routers)

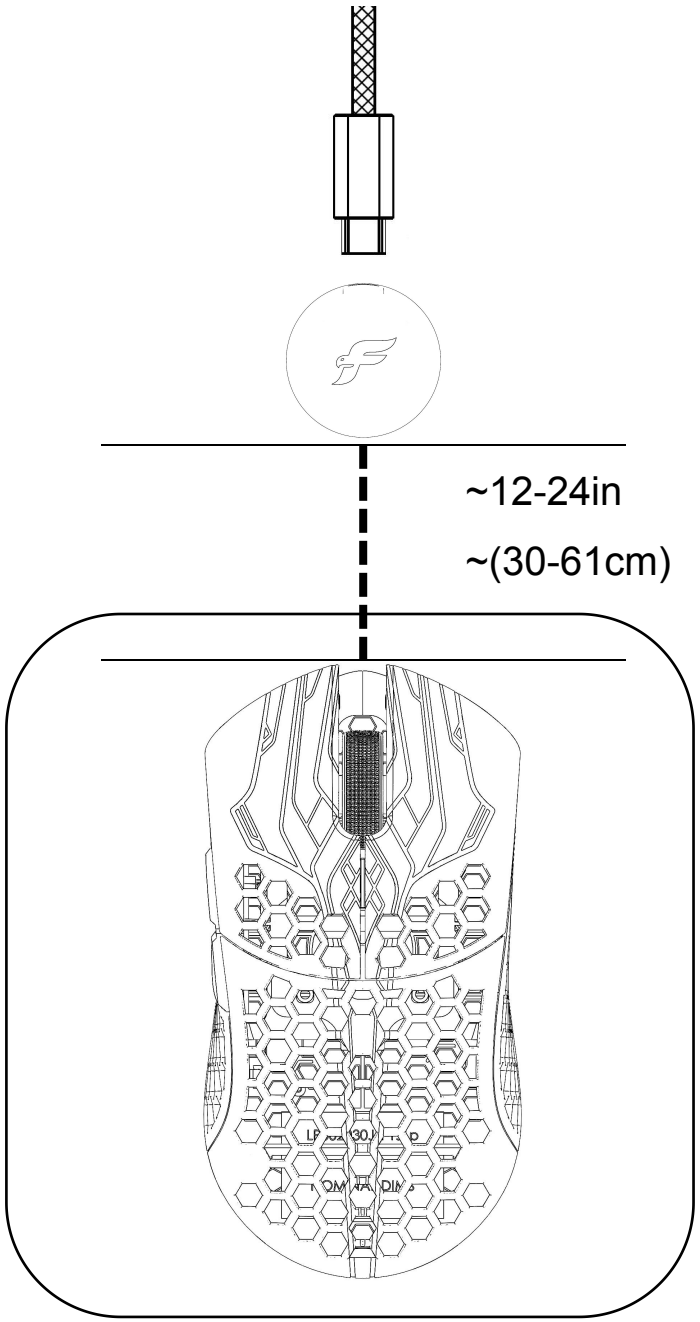

finalmouse

Dongle Power Indication

- Red periodically – Low power. Charge mouse.
- Orange – Charging
- Green – Fully Charged

When in wired mode the mouse will either be flashing orange to indicate charging or green to indicate fully charged.

Safety

To achieve maximum safety while using the ULX, we suggest you adopt the following:

If you have issues operating the device and troubleshooting does not work unplug the mouse, turn off the mouse and contact Finalmouse at support@finalmouse.com. Do not attempt to service or fix the mouse yourself at anytime.

Do not take the mouse apart and do not attempt to operate it under abnormal current loads.

Changes or modifications not expressly approved by Finalmouse LLC could void the user's authority to operate the equipment.

Replacing a battery with an incorrect type may remove protection, disposing of a battery in a fire or hot oven, or mechanically crushing or cutting a battery, may cause an explosion; keeping a battery in a high-temperature environment may cause an explosion, or leakage of flammable liquid or gas. A battery subjected to extremely low air pressure may cause an explosion or leakage of flammable liquid or gas.

Keep the mouse away from liquid, humidity or moisture. Operate the mouse only within the temperature range of 0˚C (32˚F) to 40˚C (104˚F). If the temperature exceeds these specified ranges unplug the mouse and turn off the mouse to let the mouse and environment stabilize to the desired level.

This device complies with part 15 of the FCC Rules. Operation is subject to the following two conditions: (1) This device may not cause harmful interference, and (2) this device must accept any interference received, including interference that may cause undesired operation

This device complies with Industry Canada license-exempt RSS standard(s). Operation is subject to the following two conditions: (1) this device may not cause interference, and (2) this device must accept any interference, including interference that may cause undesired operation of the device.

This device operates on the 2.4 GHz band and has a maximum output power of 0.3mW (mouse [Europe/RED only]) and 5.75mW(dongle [Europe/RED only]).
The radio equipment meets the essential requirements of Radio Equipment Directive 2014/53/EU.

Not intended for children.

FCC Note

Note: This equipment has been tested and found to comply with the limits for a Class B digital device, pursuant to part 15 of the FCC Rules. These limits are designed to provide reasonable protection against harmful interference in a residential installation. This equipment generates, uses and can radiate radio frequency energy and, if not installed and used in accordance with the instructions, may cause harmful interference to radio communications. However, there is no guarantee that interference will not occur in a particular installation. If this equipment does cause harmful interference to radio or television reception, which can be determined by turning the equipment off and on, the user is encouraged to try to correct the interference by one or more of the following measures:

- Reorient or relocate the receiving antenna.
- Increase the separation between the equipment and receiver.
- Connect the equipment into an outlet on a circuit different from that to which the receiver is connected.
- Consult the dealer or an experienced radio/TV technician for help

Limitation of Liability

Finalmouse shall in no event be liable for any lost profits, loss of information or data, special, incidental, indirect, punitive or consequential or incidental damages, arising in any way out of distribution of, sale of, resale of, use of, or inability to use the Mouse. In no event shall Finalmouse's liability exceed the retail purchase price of the Mouse.

General

These terms shall be governed by and construed under the laws of the jurisdiction in which the Mouse was purchased. If any term herein is held to be invalid or unenforceable, then such term (in so far as it is invalid or unenforceable) shall be given no effect and deemed to be excluded without invalidating any of the remaining terms. Finalmouse reserves the right to amend any term at any time without notice.

Electromagnetic radiation from this device is below the limits specified by the Federal Communications Commission

This device has met EU health, safety, and environmental requirements

This device should be recycled

Finalmouse LLC.

16170 Scientific, Irvine, CA 92618

finalmouse