Band Edge NVNT n40 2422MHz Ant1 Ref

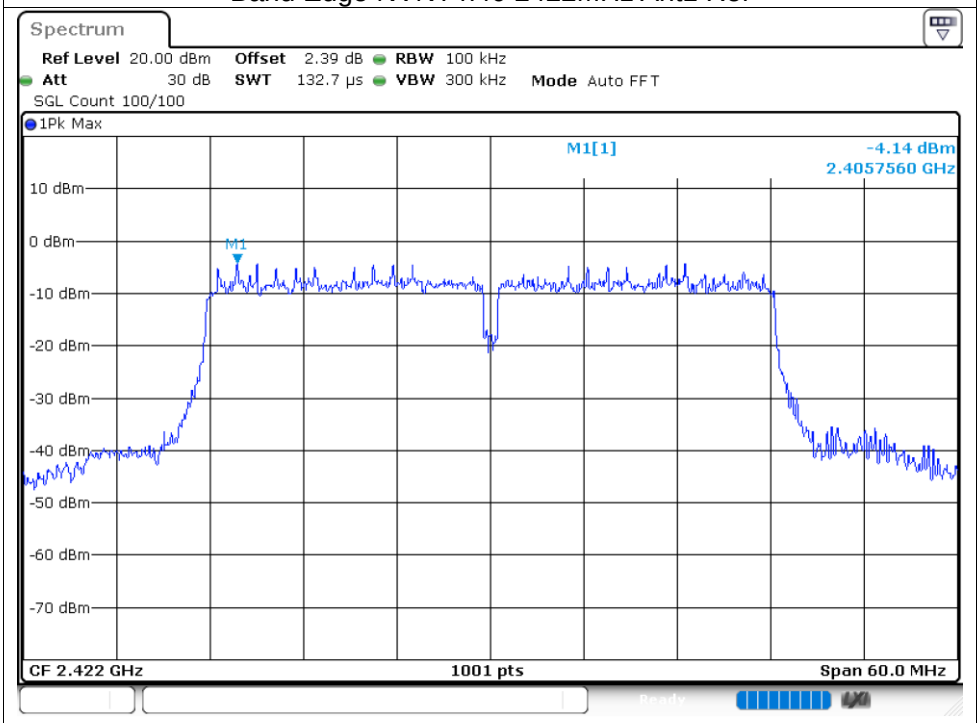

Band Edge NVNT n40 2422MHz Ant1 Emission

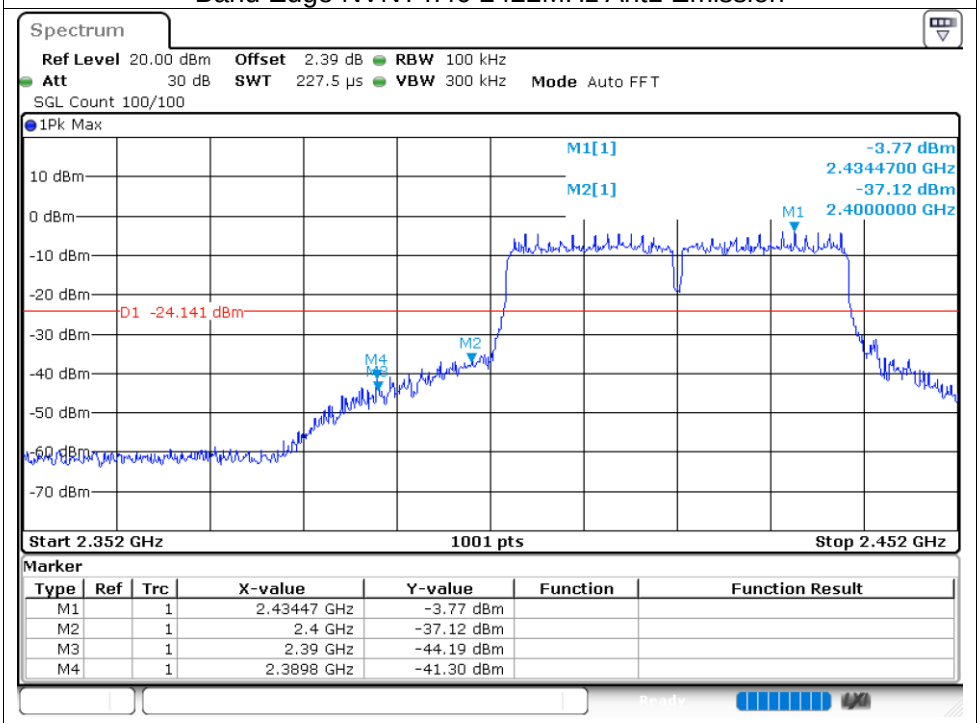

Band Edge NVNT n40 2452MHz Ant1 Ref

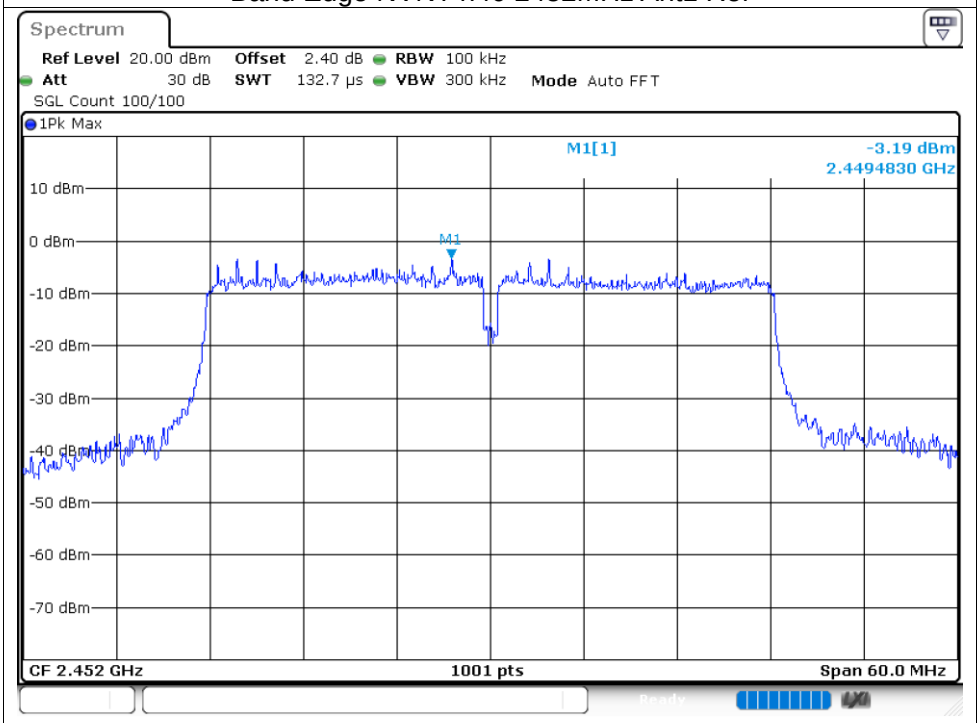

Band Edge NVNT n40 2452MHz Ant1 Emission

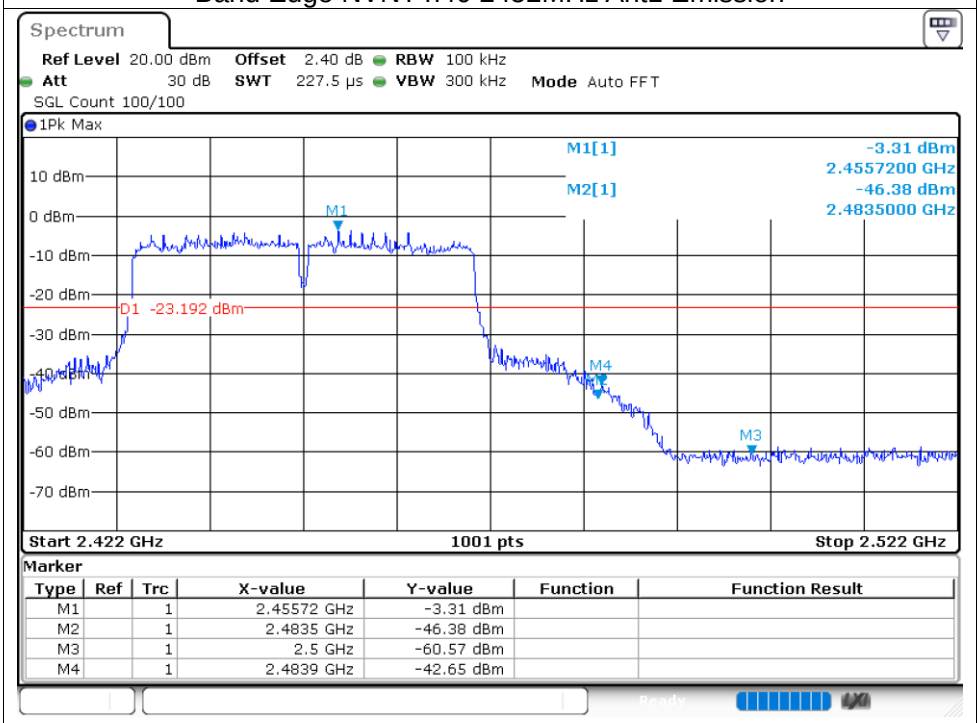

8.7 CONDUCTED RF SPURIOUS EMISSION

Condition	Mode	Frequency (MHz)	Antenna	Max Value (dBc)	Limit (dBc)	Verdict
NVNT	b	2412	Ant1	-56.82	-20	Pass
NVNT	b	2437	Ant1	-58.35	-20	Pass
NVNT	b	2462	Ant1	-58.09	-20	Pass
NVNT	g	2412	Ant1	-50.27	-20	Pass
NVNT	g	2437	Ant1	-52.18	-20	Pass
NVNT	g	2462	Ant1	-52.91	-20	Pass
NVNT	n20	2412	Ant1	-49.94	-20	Pass
NVNT	n20	2437	Ant1	-50.88	-20	Pass
NVNT	n20	2462	Ant1	-50.93	-20	Pass
NVNT	n40	2422	Ant1	-46.77	-20	Pass
NVNT	n40	2437	Ant1	-48.6	-20	Pass
NVNT	n40	2452	Ant1	-47.19	-20	Pass

Test Graphs

Tx. Spurious NVNT b 2412MHz Ant1 Ref

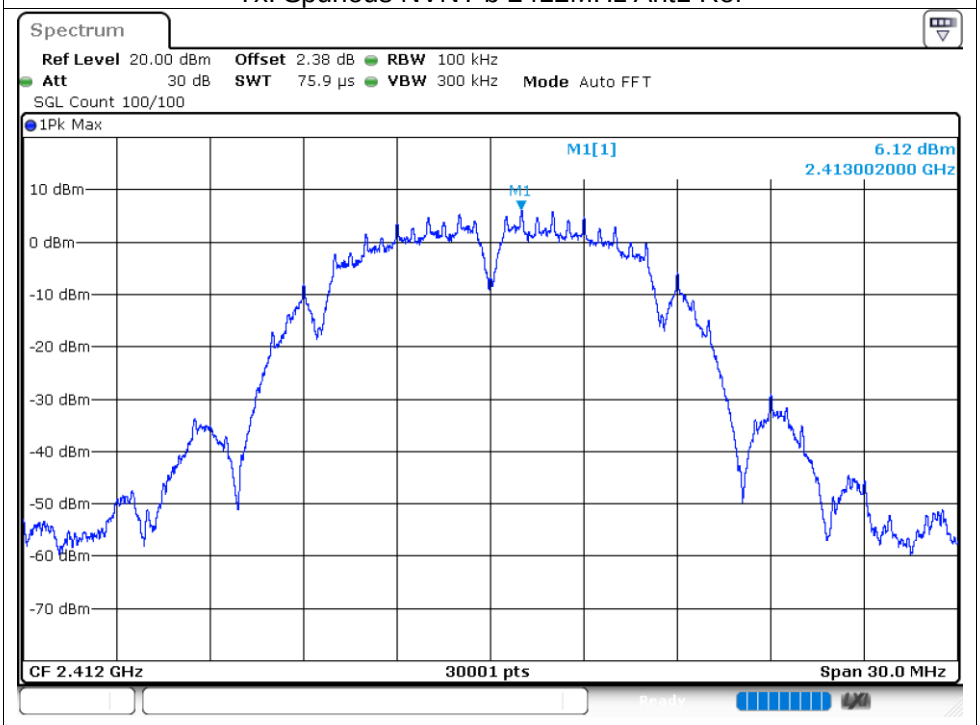

Tx. Spurious NVNT b 2412MHz Ant1 Emission

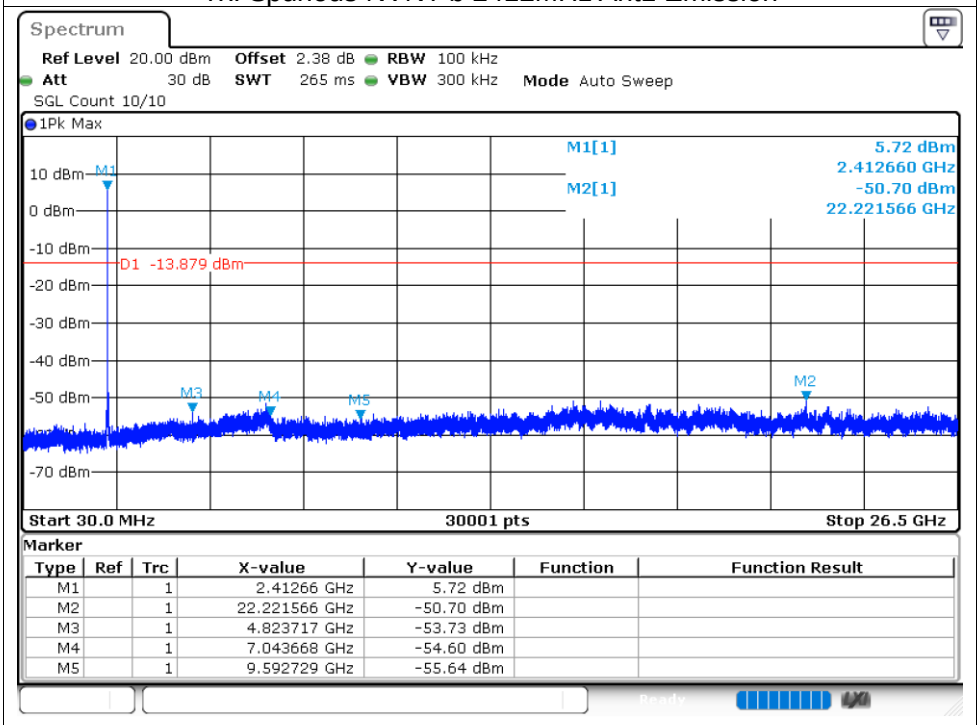

Marker

Type	Ref	Trc	X-value	Y-value	Function	Function Result
M1		1	2.41266 GHz	5.72 dBm		
M2		1	22.221566 GHz	-50.70 dBm		
M3		1	4.823717 GHz	-53.73 dBm		
M4		1	7.043668 GHz	-54.60 dBm		
M5		1	9.592729 GHz	-55.64 dBm		

Tx. Spurious NVNT b 2437MHz Ant1 Ref

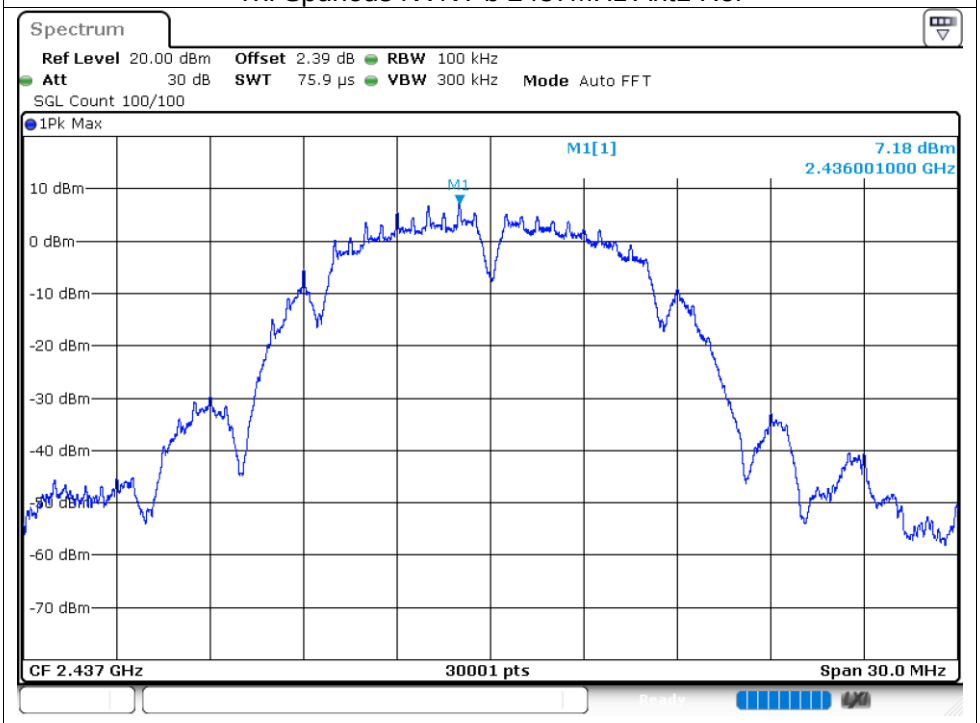

Tx. Spurious NVNT b 2437MHz Ant1 Emission

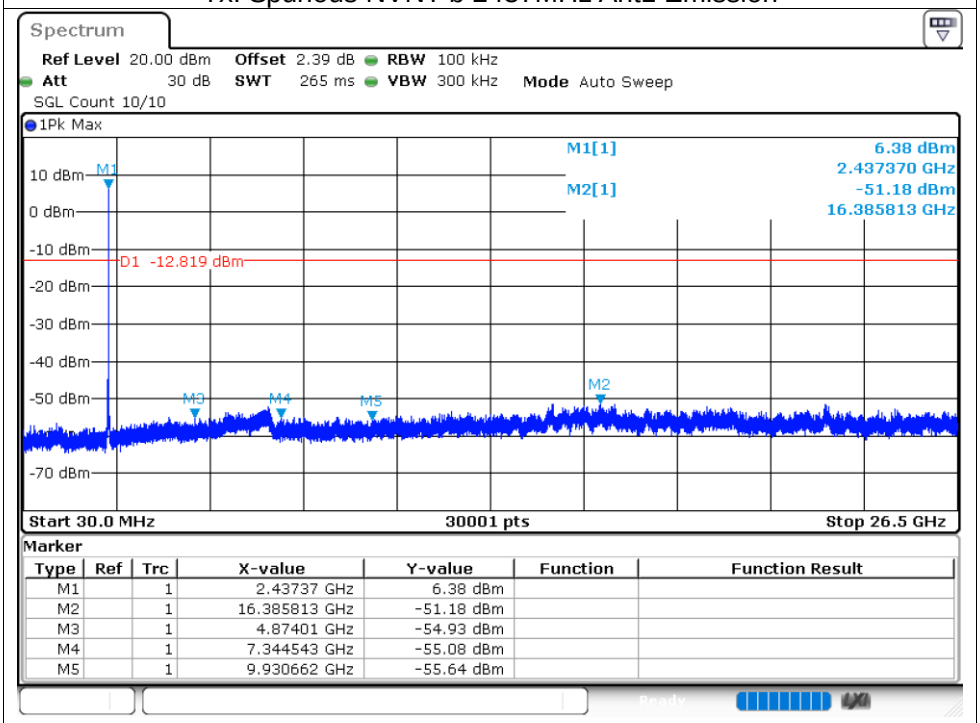

Marker

Type	Ref	Trc	X-value	Y-value	Function	Function Result
M1		1	2.43737 GHz	6.38 dBm		
M2		1	16.385813 GHz	-51.18 dBm		
M3		1	4.87401 GHz	-54.93 dBm		
M4		1	7.344543 GHz	-55.08 dBm		
M5		1	9.930662 GHz	-55.64 dBm		

Tx. Spurious NVNT b 2462MHz Ant1 Ref

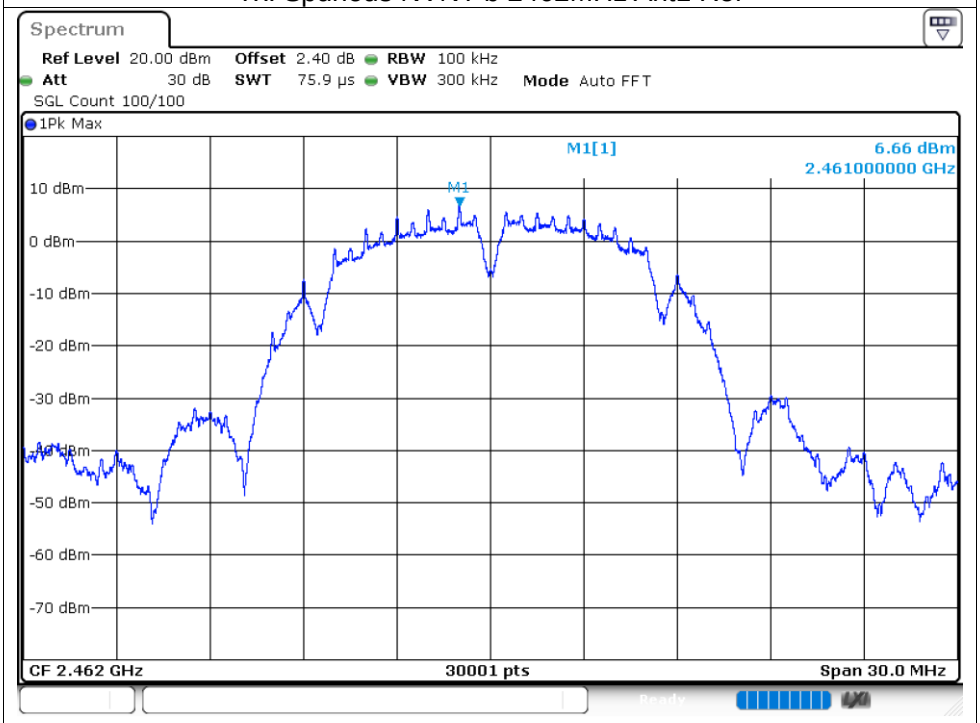

Tx. Spurious NVNT b 2462MHz Ant1 Emission

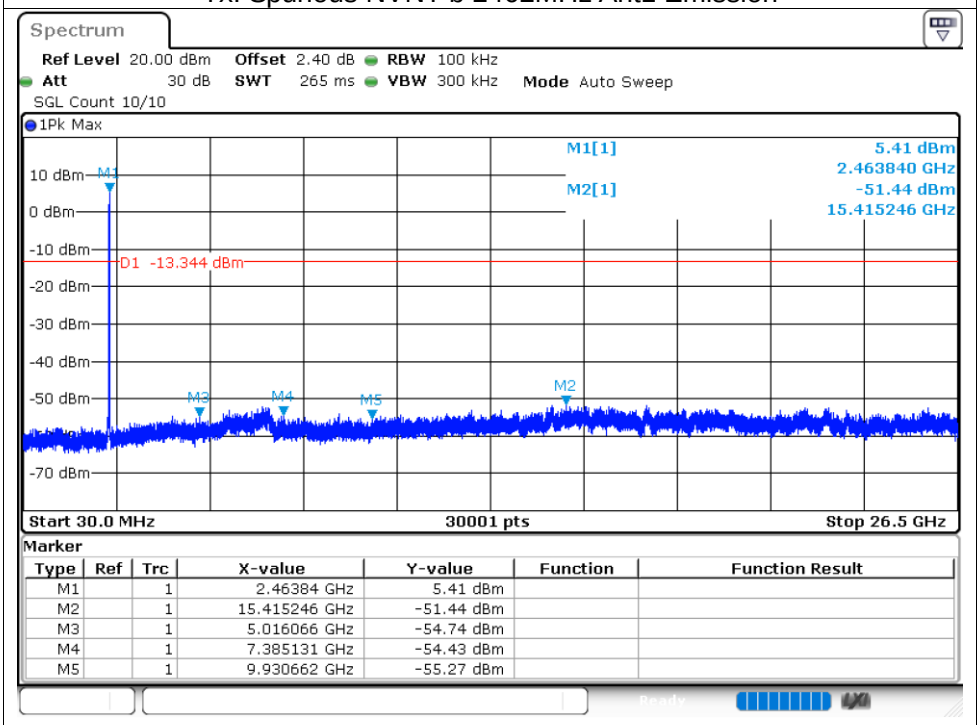

Marker

Type	Ref	Trc	X-value	Y-value	Function	Function Result
M1		1	2.46384 GHz	5.41 dBm		
M2		1	15.415246 GHz	-51.44 dBm		
M3		1	5.016066 GHz	-54.74 dBm		
M4		1	7.385131 GHz	-54.43 dBm		
M5		1	9.930662 GHz	-55.27 dBm		

Tx. Spurious NVNT g 2412MHz Ant1 Ref

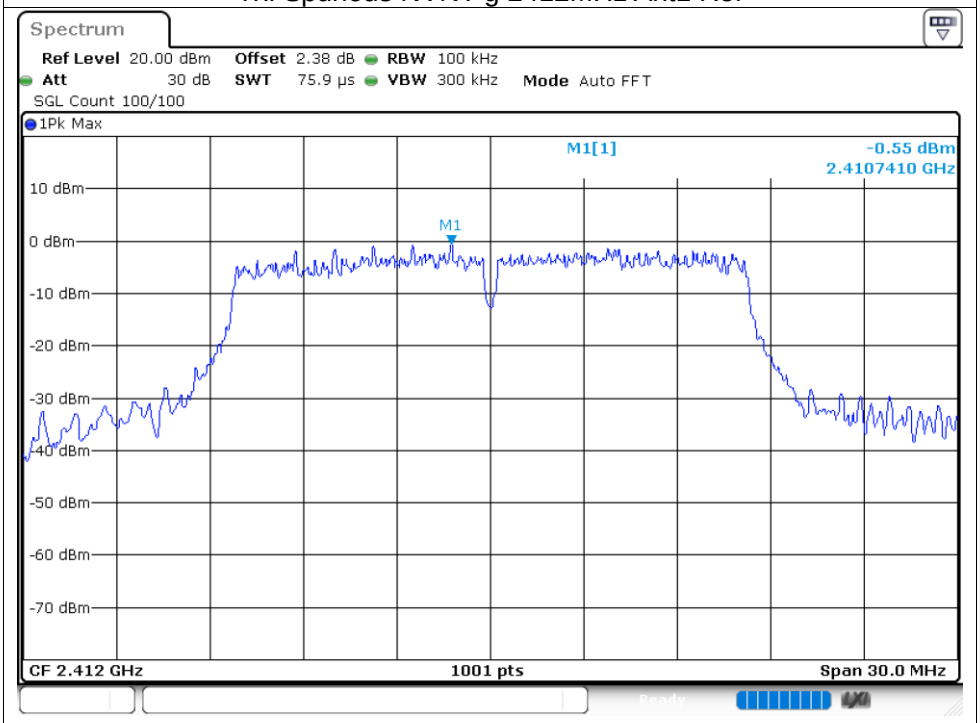

Tx. Spurious NVNT g 2412MHz Ant1 Emission

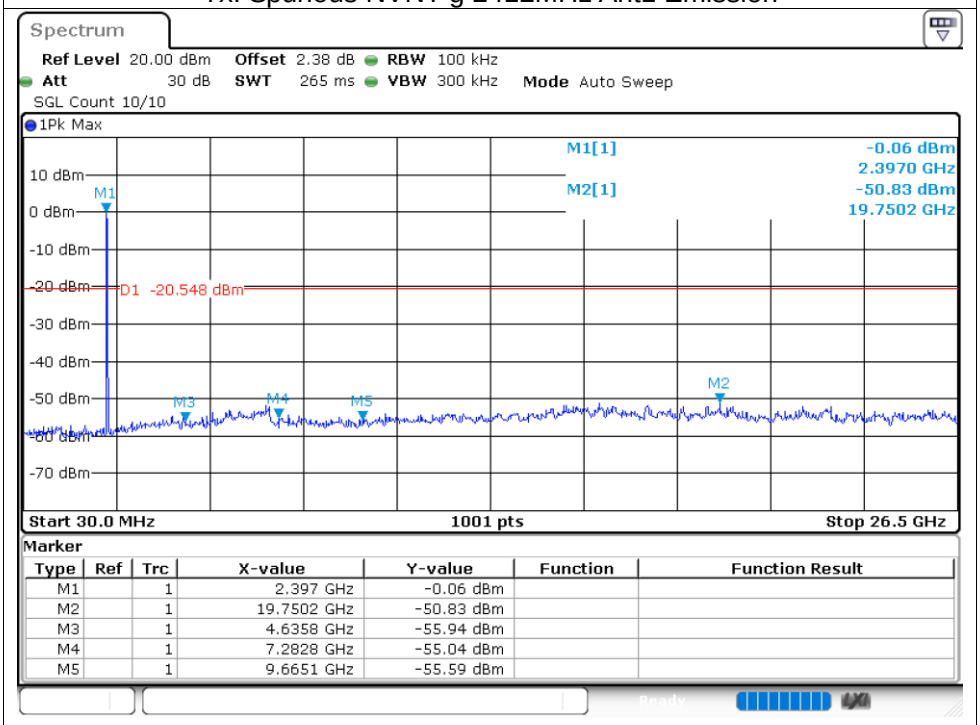

Marker

Type	Ref	Trc	X-value	Y-value	Function	Function Result
M1		1	2.397 GHz	-0.06 dBm		
M2		1	19.7502 GHz	-50.83 dBm		
M3		1	4.6358 GHz	-55.94 dBm		
M4		1	7.2828 GHz	-55.04 dBm		
M5		1	9.6651 GHz	-55.59 dBm		

Tx. Spurious NVNT g 2437MHz Ant1 Ref

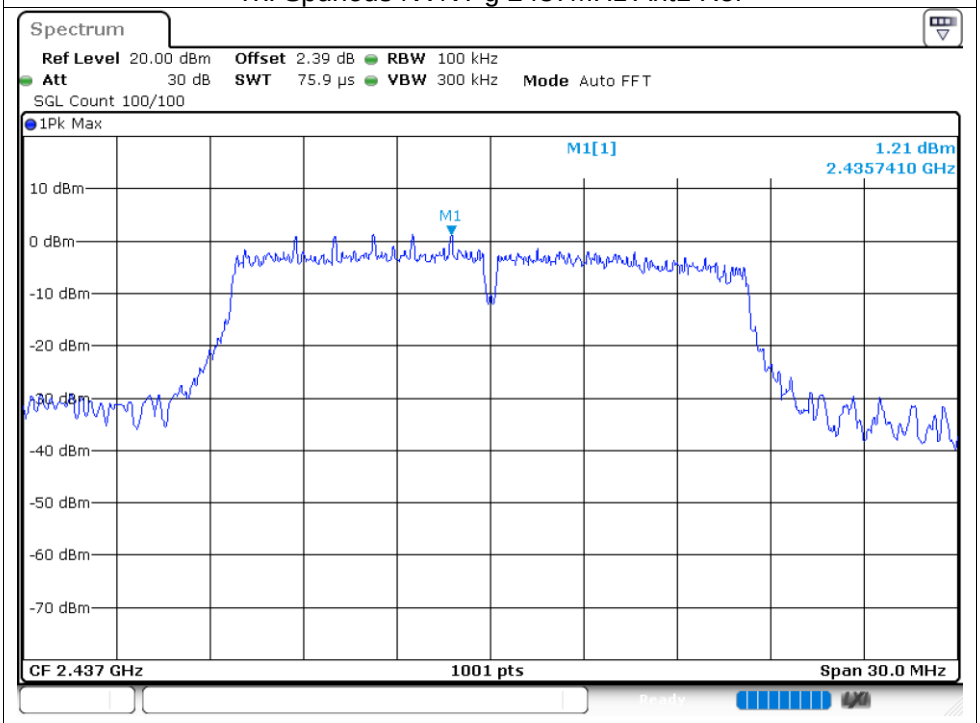

Tx. Spurious NVNT g 2437MHz Ant1 Emission

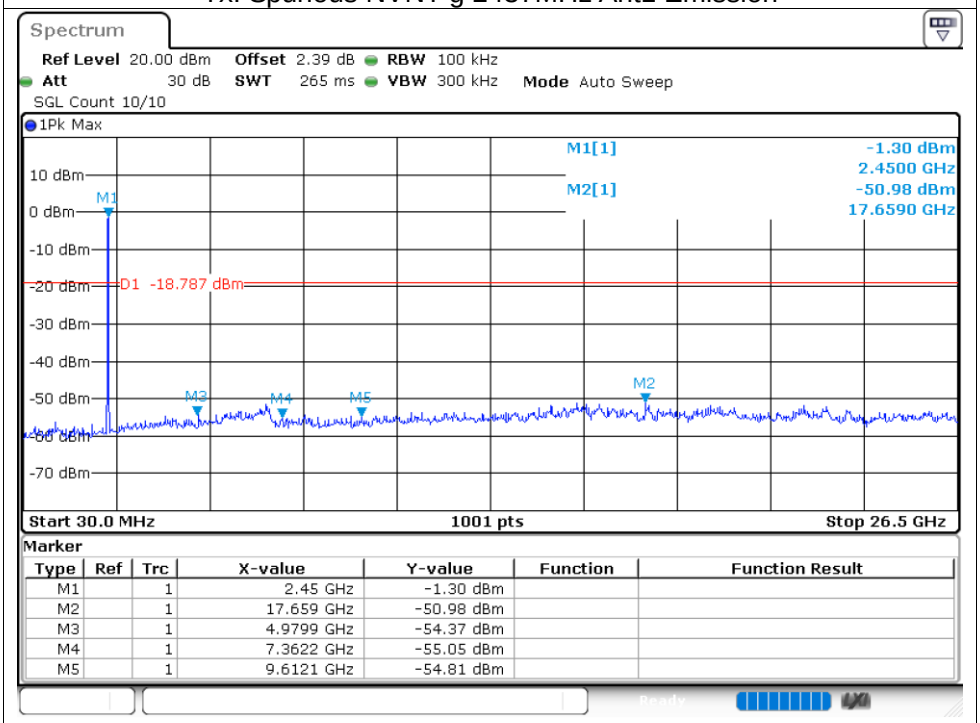

Marker

Type	Ref	Trc	X-value	Y-value	Function	Function Result
M1		1	2.45 GHz	-1.30 dBm		
M2		1	17.659 GHz	-50.98 dBm		
M3		1	4.9799 GHz	-54.37 dBm		
M4		1	7.3622 GHz	-55.05 dBm		
M5		1	9.6121 GHz	-54.81 dBm		

Tx. Spurious NVNT g 2462MHz Ant1 Ref

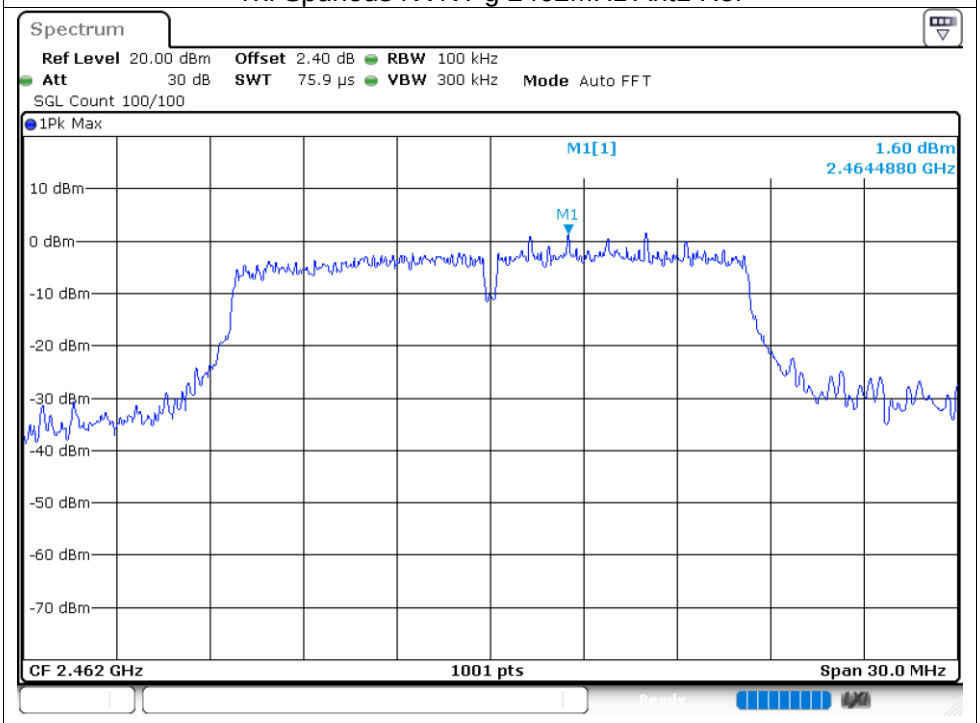

Tx. Spurious NVNT g 2462MHz Ant1 Emission

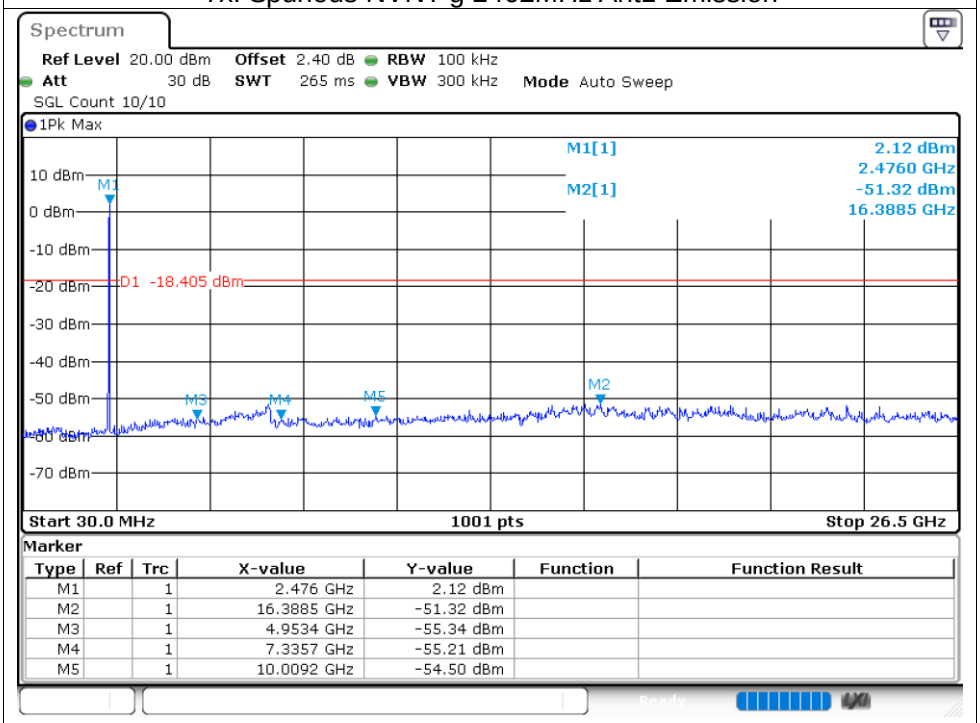

Marker

Type	Ref	Trc	X-value	Y-value	Function	Function Result
M1		1	2.476 GHz	2.12 dBm		
M2		1	16.3885 GHz	-51.32 dBm		
M3		1	4.9534 GHz	-55.34 dBm		
M4		1	7.3357 GHz	-55.21 dBm		
M5		1	10.0092 GHz	-54.50 dBm		

Tx. Spurious NVNT n20 2412MHz Ant1 Ref

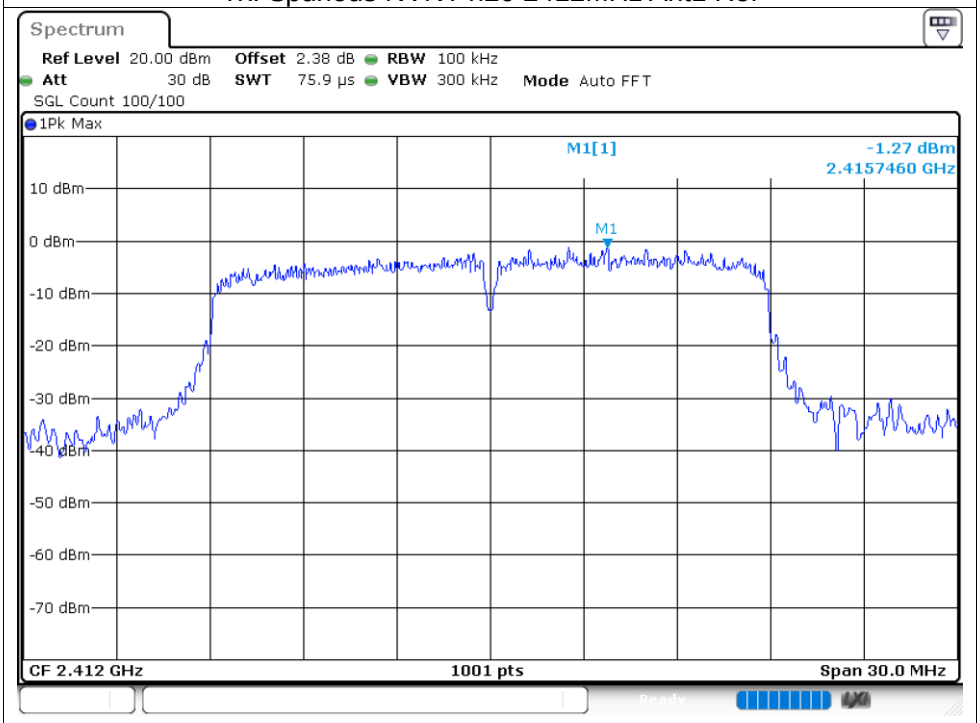

Tx. Spurious NVNT n20 2412MHz Ant1 Emission

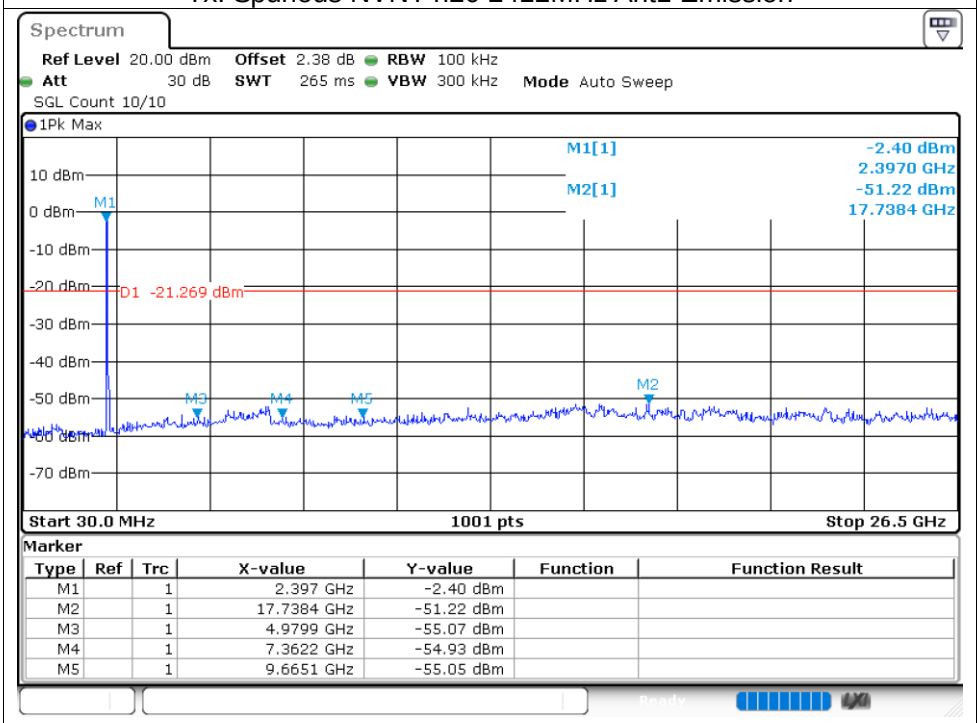

Marker

Type	Ref	Trc	X-value	Y-value	Function	Function Result
M1		1	2.397 GHz	-2.40 dBm		
M2		1	17.7384 GHz	-51.22 dBm		
M3		1	4.9799 GHz	-55.07 dBm		
M4		1	7.3622 GHz	-54.93 dBm		
M5		1	9.6651 GHz	-55.05 dBm		

Tx. Spurious NVNT n20 2437MHz Ant1 Ref

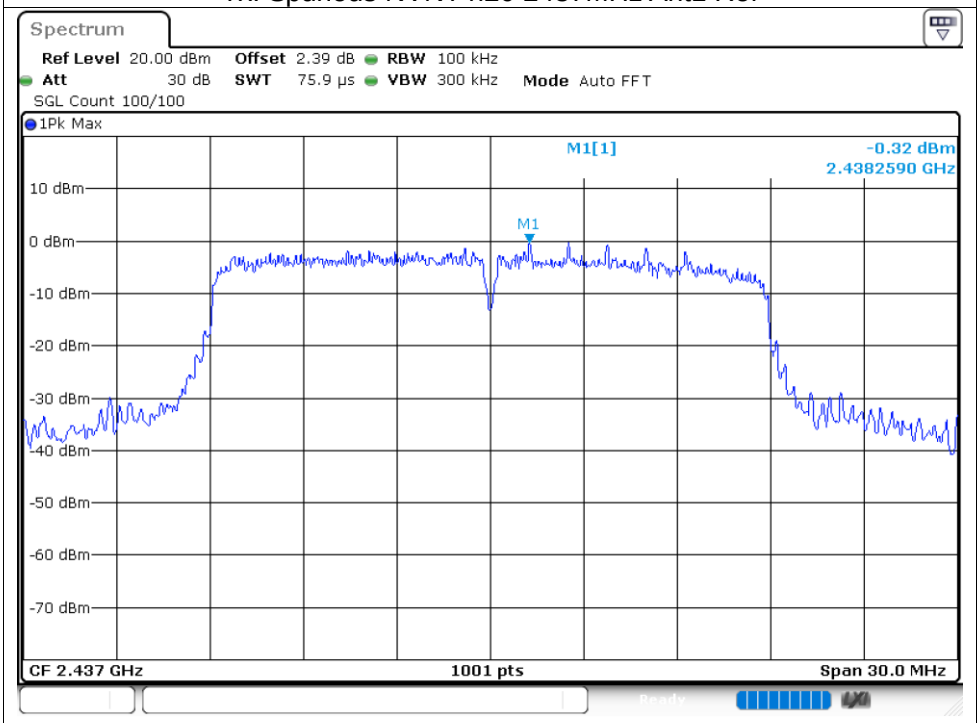

Tx. Spurious NVNT n20 2437MHz Ant1 Emission

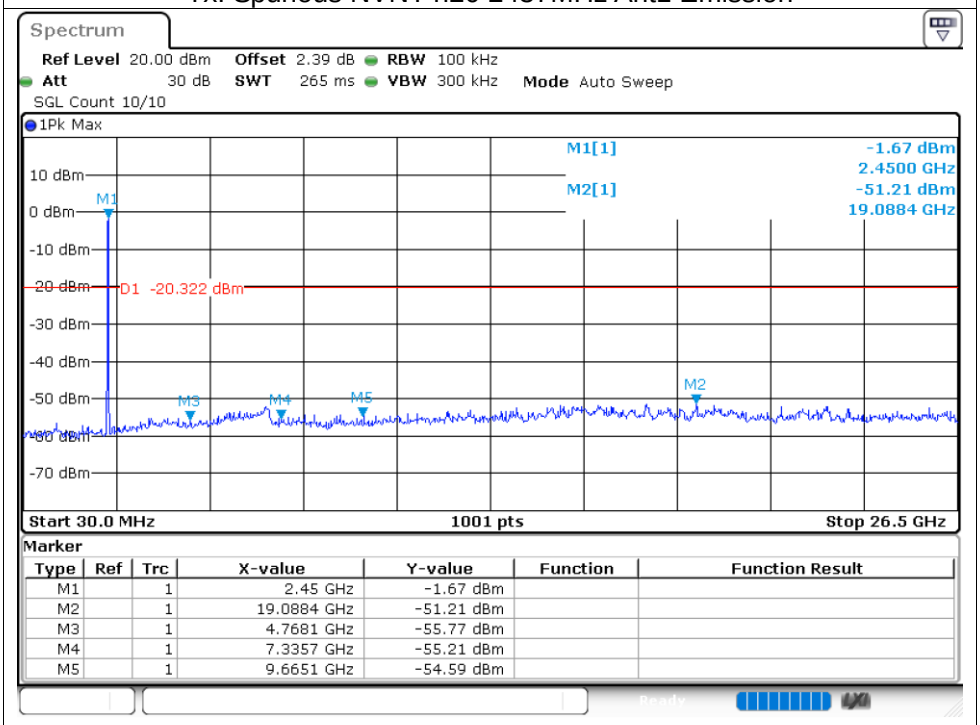

Marker

Type	Ref	Trc	X-value	Y-value	Function	Function Result
M1		1	2.45 GHz	-1.67 dBm		
M2		1	19.0884 GHz	-51.21 dBm		
M3		1	4.7681 GHz	-55.77 dBm		
M4		1	7.3357 GHz	-55.21 dBm		
M5		1	9.6651 GHz	-54.59 dBm		

Tx. Spurious NVNT n20 2462MHz Ant1 Ref

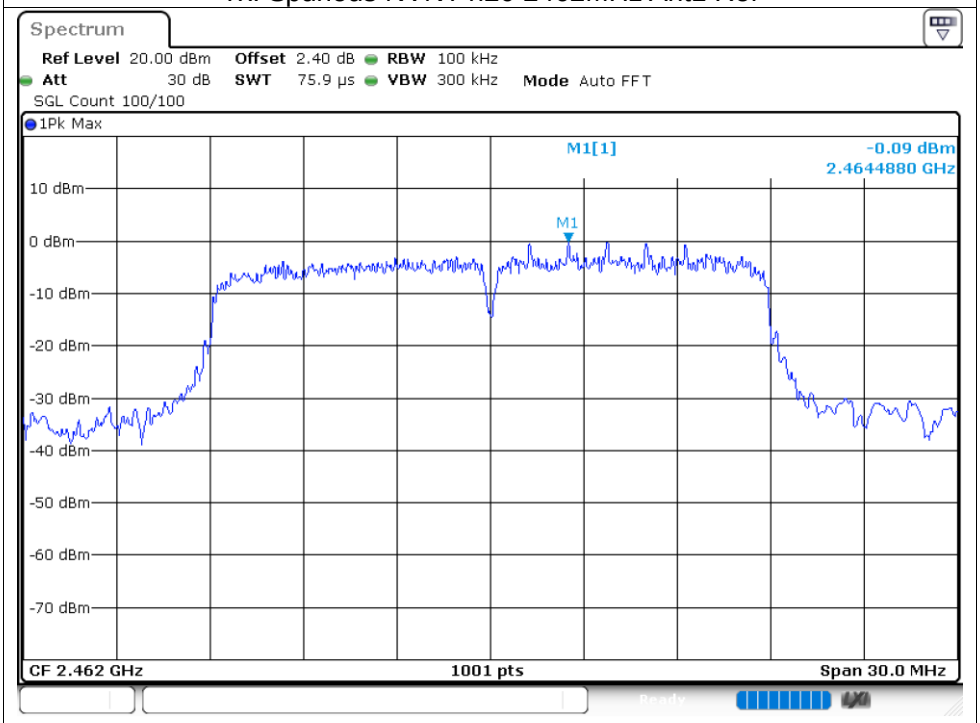

Tx. Spurious NVNT n20 2462MHz Ant1 Emission

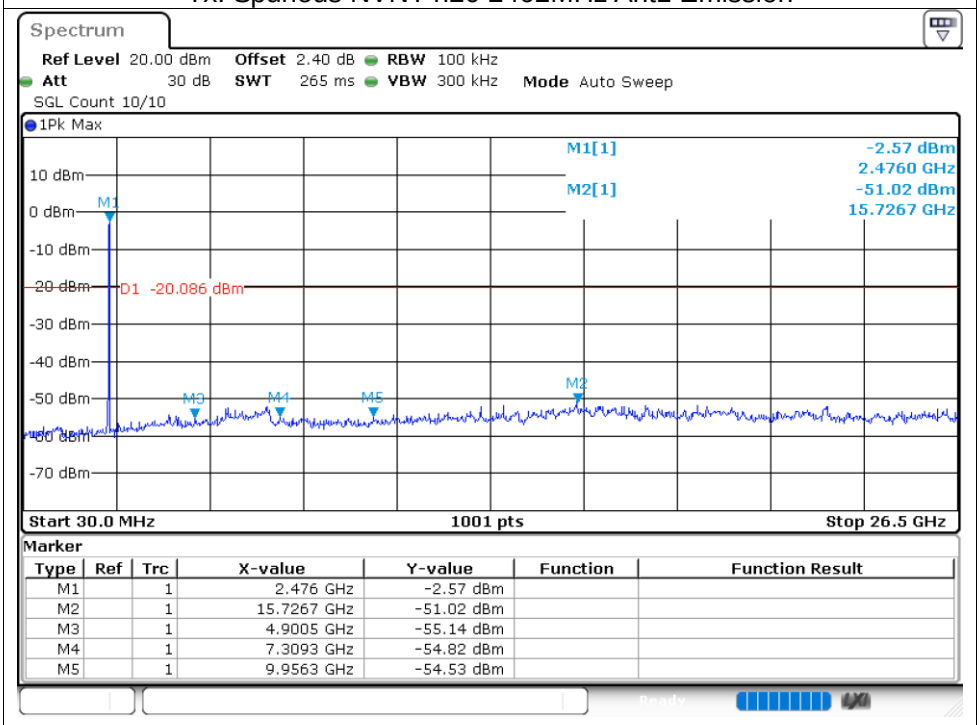

Marker

Type	Ref	Trc	X-value	Y-value	Function	Function Result
M1		1	2.476 GHz	-2.57 dBm		
M2		1	15.7267 GHz	-51.02 dBm		
M3		1	4.9005 GHz	-55.14 dBm		
M4		1	7.3093 GHz	-54.82 dBm		
M5		1	9.9563 GHz	-54.53 dBm		

Tx. Spurious NVNT n40 2422MHz Ant1 Ref

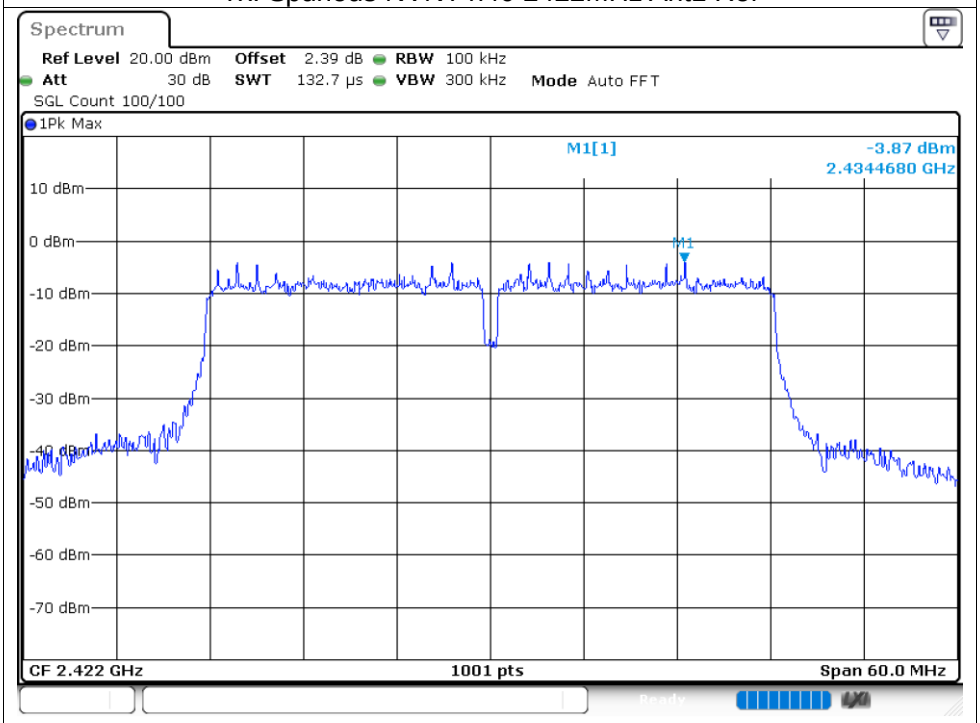

Tx. Spurious NVNT n40 2422MHz Ant1 Emission

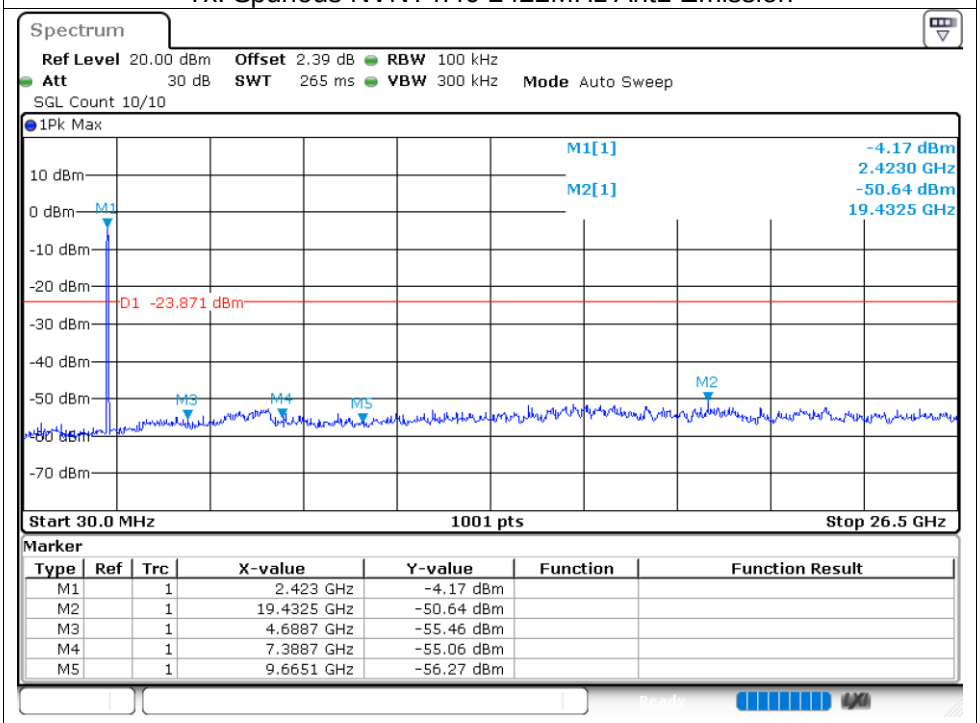

Marker

Type	Ref	Trc	X-value	Y-value	Function	Function Result
M1		1	2.423 GHz	-4.17 dBm		
M2		1	19.4325 GHz	-50.64 dBm		
M3		1	4.6887 GHz	-55.46 dBm		
M4		1	7.3887 GHz	-55.06 dBm		
M5		1	9.6651 GHz	-56.27 dBm		

Tx. Spurious NVNT n40 2437MHz Ant1 Ref

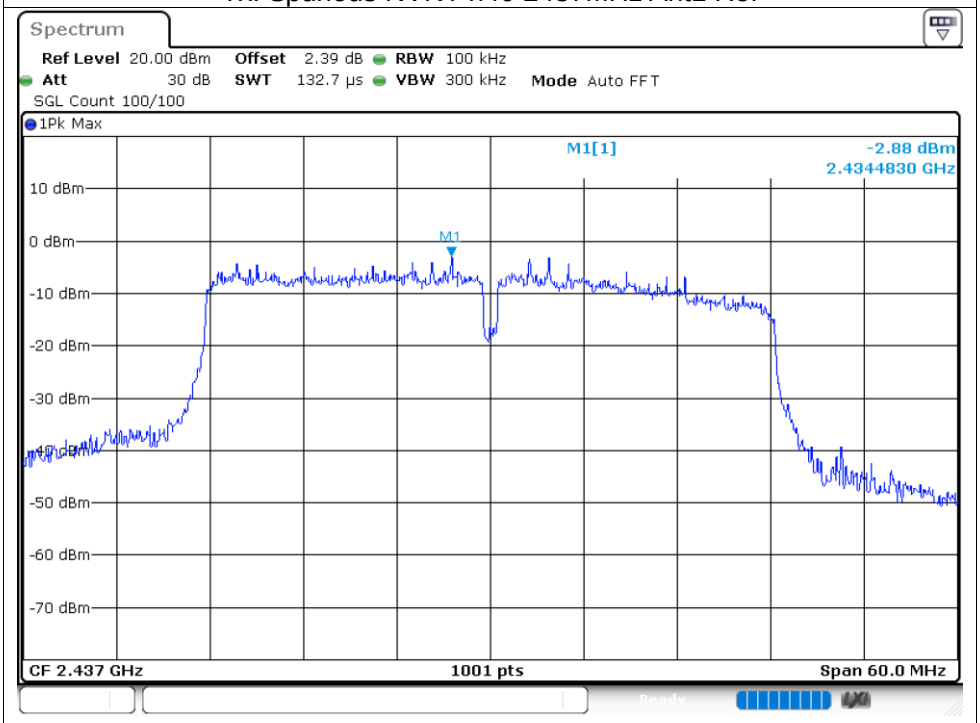

Tx. Spurious NVNT n40 2437MHz Ant1 Emission

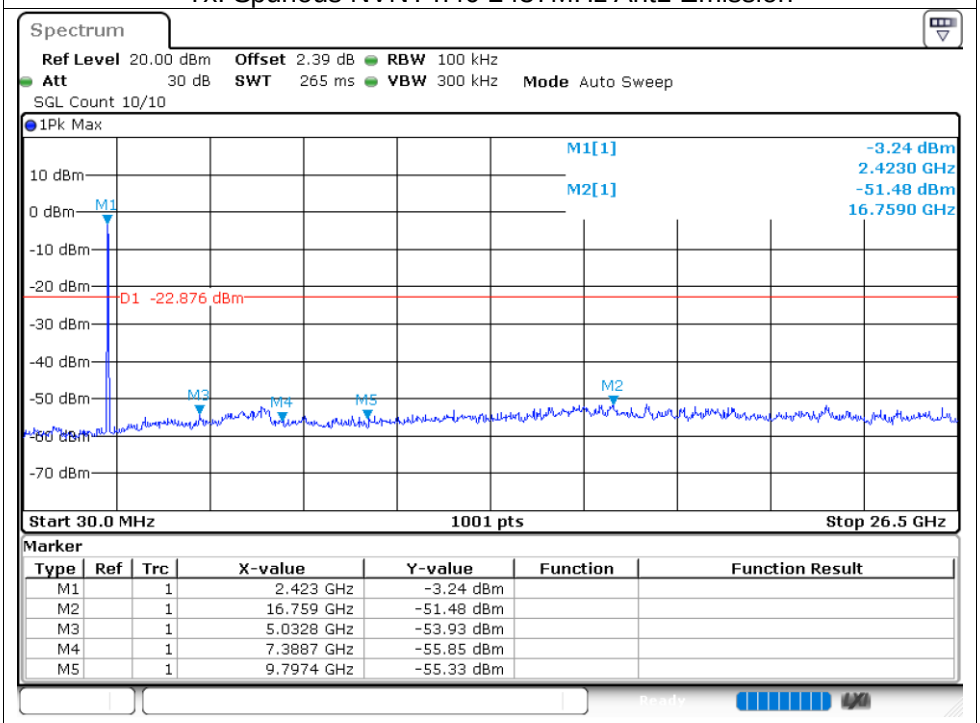

Marker

Type	Ref	Trc	X-value	Y-value	Function	Function Result
M1		1	2.423 GHz	-3.24 dBm		
M2		1	16.759 GHz	-51.48 dBm		
M3		1	5.0328 GHz	-53.93 dBm		
M4		1	7.3887 GHz	-55.85 dBm		
M5		1	9.7974 GHz	-55.33 dBm		

Tx. Spurious NVNT n40 2452MHz Ant1 Ref

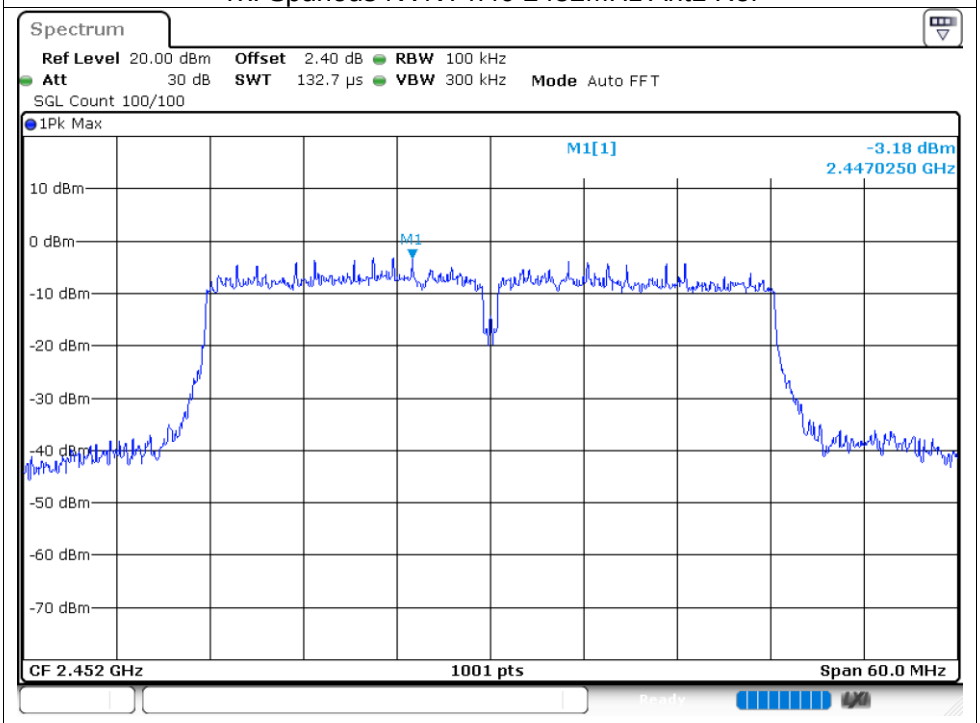

Tx. Spurious NVNT n40 2452MHz Ant1 Emission

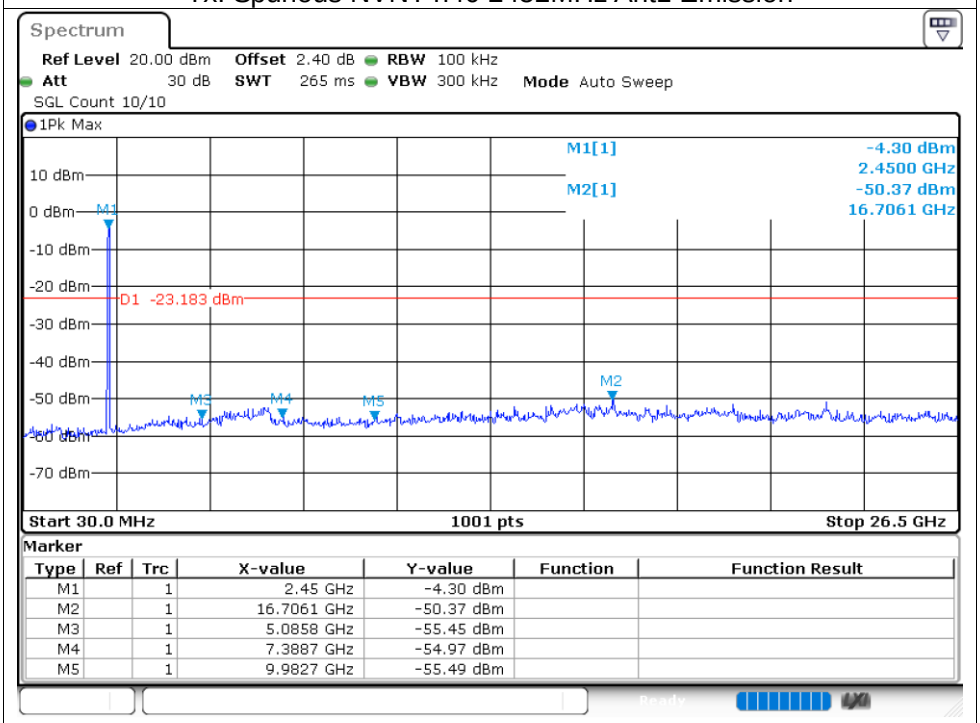

Marker

Type	Ref	Trc	X-value	Y-value	Function	Function Result
M1		1	2.45 GHz	-4.30 dBm		
M2		1	16.7061 GHz	-50.37 dBm		
M3		1	5.0858 GHz	-55.45 dBm		
M4		1	7.3887 GHz	-54.97 dBm		
M5		1	9.9827 GHz	-55.49 dBm		

END OF REPORT