Appendix C.6: Conducted Spurious Emission

Test Result

TestMode	Antenna	Frequency[MHz]	FreqRange [Mhz]	RefLevel [dBm]	Result [dBm]	Limit [dBm]	Verdict
11B	Ant1	2412	Reference	4.99	4.99	---	PASS
			30~1000	4.99	-55.73	≤-15.01	PASS
			1000~26500	4.99	-42.68	≤-15.01	PASS
		2437	Reference	5.70	5.70	---	PASS
			30~1000	5.70	-56.19	≤-14.3	PASS
			1000~26500	5.70	-41.21	≤-14.3	PASS
		2462	Reference	7.87	7.87	---	PASS
			30~1000	7.87	-55.07	≤-12.13	PASS
			1000~26500	7.87	-38.31	≤-12.13	PASS
11G	Ant1	2412	Reference	-0.05	-0.05	---	PASS
			30~1000	-0.05	-60.63	≤-20.05	PASS
			1000~26500	-0.05	-47.39	≤-20.05	PASS
		2437	Reference	-1.97	-1.97	---	PASS
			30~1000	-1.97	-59.96	≤-21.97	PASS
			1000~26500	-1.97	-47.82	≤-21.97	PASS
		2462	Reference	-1.61	-1.61	---	PASS
			30~1000	-1.61	-60.71	≤-21.61	PASS
			1000~26500	-1.61	-47.54	≤-21.61	PASS
11N20SISO	Ant1	2412	Reference	-3.65	-3.65	---	PASS
			30~1000	-3.65	-60.61	≤-23.65	PASS
			1000~26500	-3.65	-47.31	≤-23.65	PASS
		2437	Reference	-4.19	-4.19	---	PASS
			30~1000	-4.19	-60.5	≤-24.19	PASS
			1000~26500	-4.19	-47.35	≤-24.19	PASS
		2462	Reference	-1.74	-1.74	---	PASS
			30~1000	-1.74	-60.21	≤-21.74	PASS
			1000~26500	-1.74	-46.95	≤-21.74	PASS
11N40SISO	Ant1	2422	Reference	-6.98	-6.98	---	PASS
			30~1000	-6.98	-60.98	≤-26.98	PASS
			1000~26500	-6.98	-47.09	≤-26.98	PASS
		2437	Reference	-5.27	-5.27	---	PASS
			30~1000	-5.27	-60.27	≤-25.27	PASS
			1000~26500	-5.27	-48.15	≤-25.27	PASS
		2452	Reference	-5.14	-5.14	---	PASS
			30~1000	-5.14	-60.64	≤-25.14	PASS
			1000~26500	-5.14	-47.7	≤-25.14	PASS

11AX20SISO	Ant1	2412	Reference	-4.48	-4.48	---	PASS
			30~1000	-4.48	-59.76	≤-24.48	PASS
			1000~26500	-4.48	-47.64	≤-24.48	PASS
		2437	Reference	-3.38	-3.38	---	PASS
			30~1000	-3.38	-59.59	≤-23.38	PASS
			1000~26500	-3.38	-47.48	≤-23.38	PASS
		2462	Reference	-3.72	-3.72	---	PASS
			30~1000	-3.72	-60.22	≤-23.72	PASS
			1000~26500	-3.72	-47.06	≤-23.72	PASS
11AX40SISO	Ant1	2422	Reference	-6.05	-6.05	---	PASS
			30~1000	-6.05	-60.53	≤-26.05	PASS
			1000~26500	-6.05	-46.2	≤-26.05	PASS
		2437	Reference	-4.80	-4.80	---	PASS
			30~1000	-4.80	-59.93	≤-24.8	PASS
			1000~26500	-4.80	-47.53	≤-24.8	PASS
		2452	Reference	-5.65	-5.65	---	PASS
			30~1000	-5.65	-60.5	≤-25.65	PASS
			1000~26500	-5.65	-47.89	≤-25.65	PASS

Test Graphs

11B_Ant1_2412_0~Reference

11B_Ant1_2412_30~1000

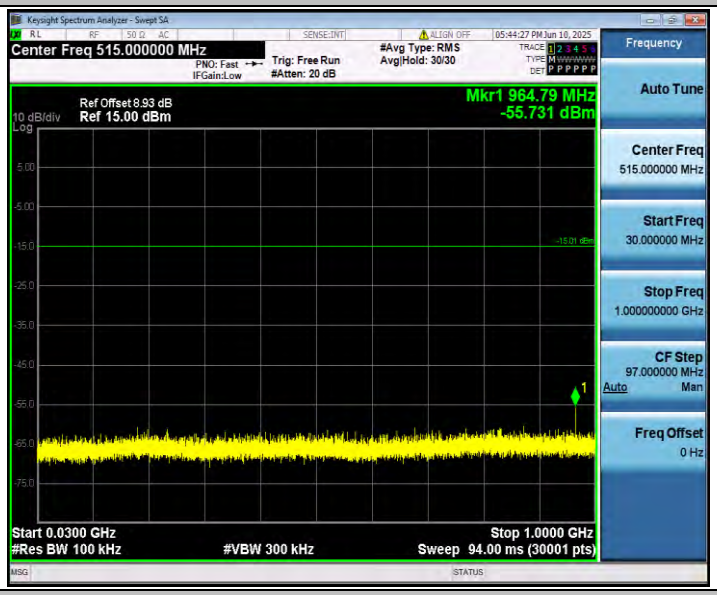

11B_Ant1_2412_1000~26500

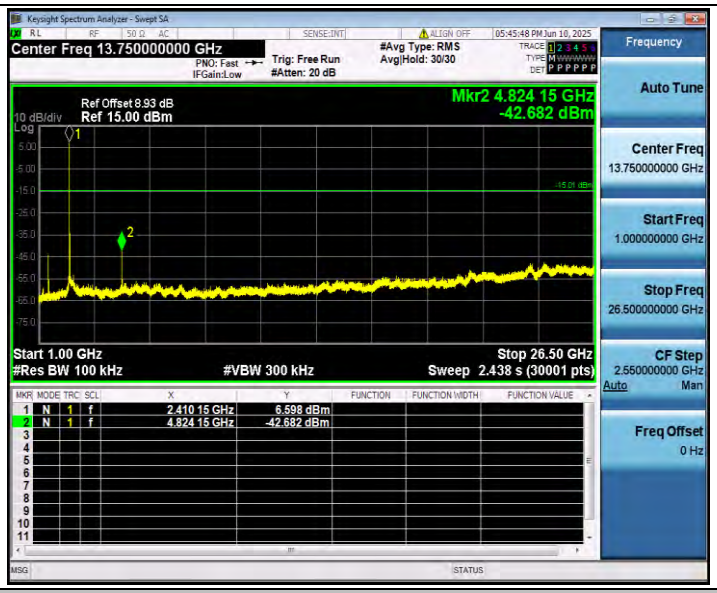

11B_Ant1_2437_0~Reference

11B_Ant1_2437_30~1000

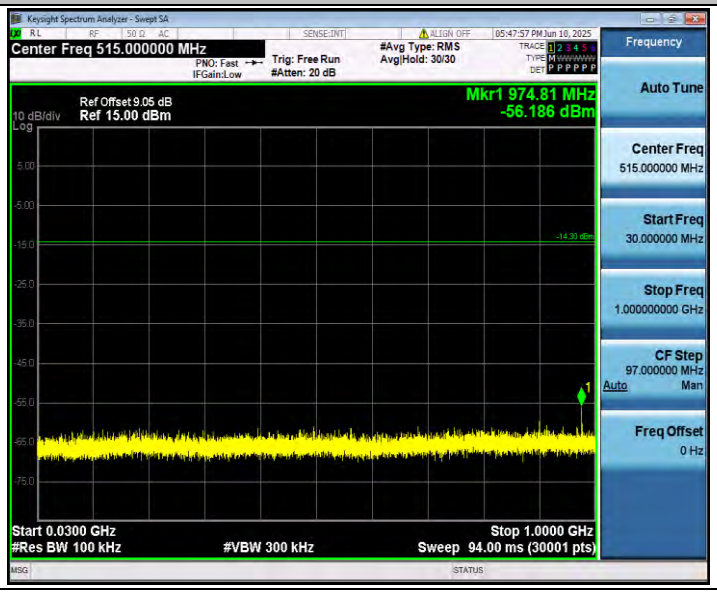

11B_Ant1_2437_1000~26500

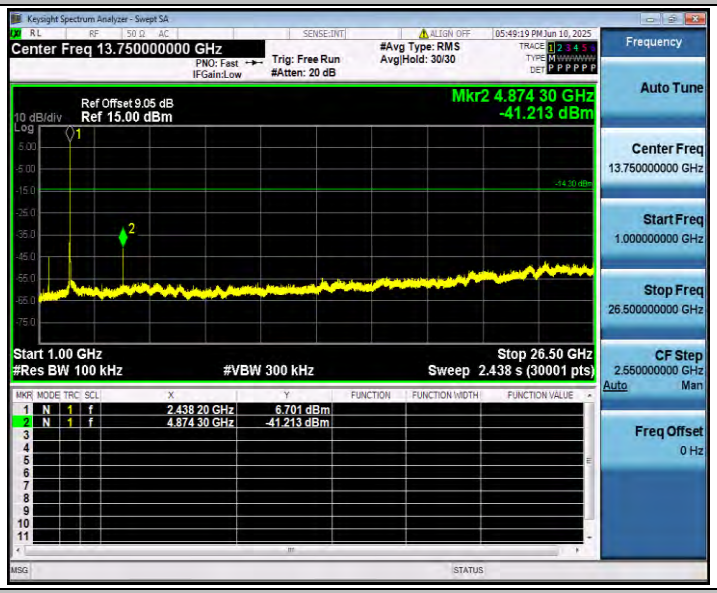

11B_Ant1_2462_0~Reference

11B_Ant1_2462_30~1000

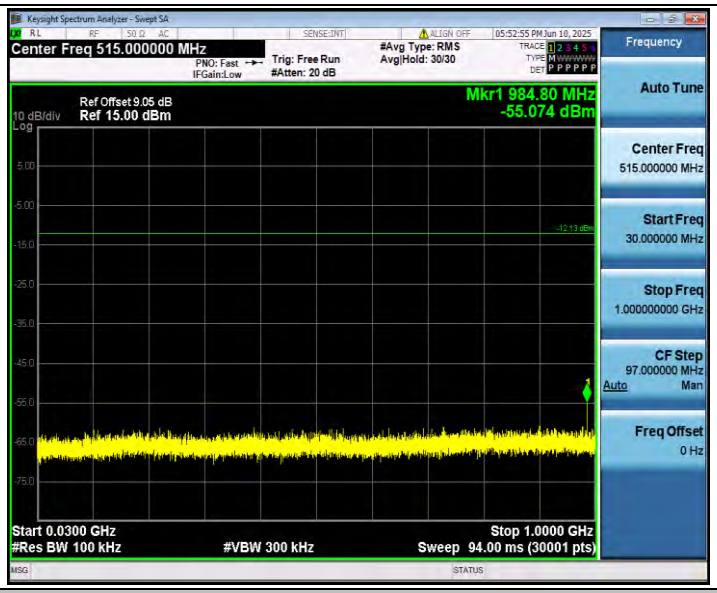

11B_Ant1_2462_1000~26500

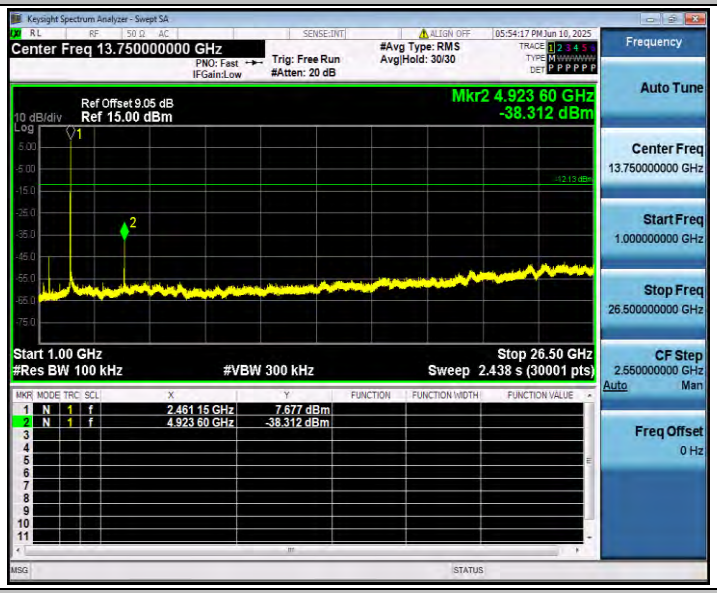

11G_Ant1_2412_0~Reference

11G_Ant1_2412_30~1000

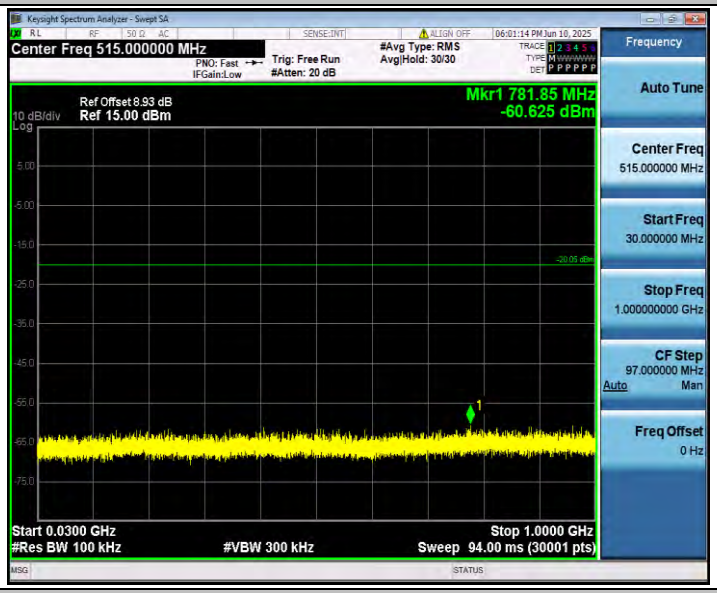

11G_Ant1_2412_1000~26500

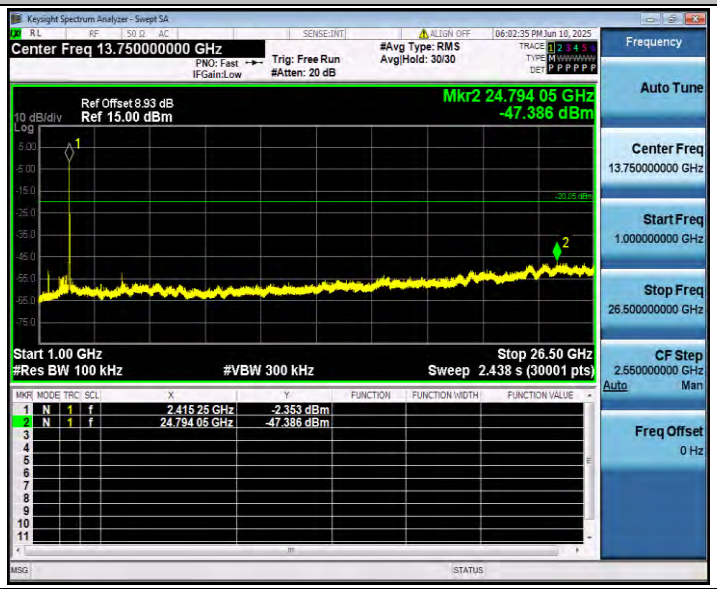

11G_Ant1_2437_0~Reference

11G_Ant1_2437_30~1000

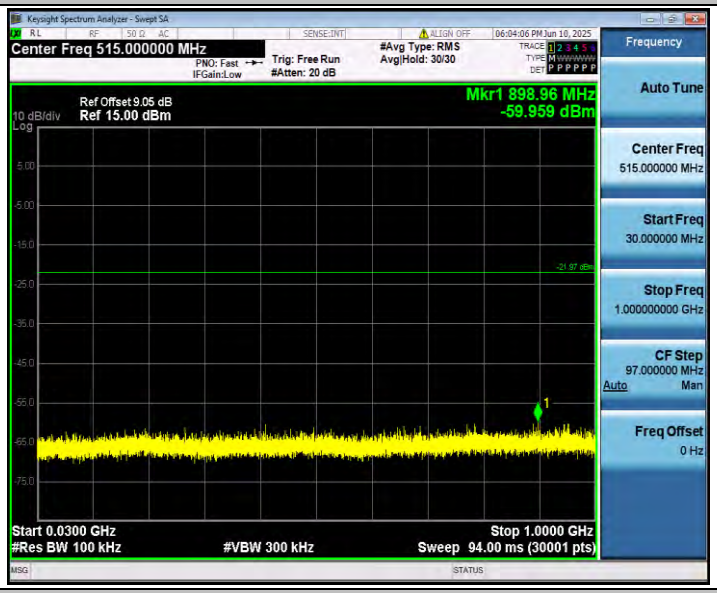

11G_Ant1_2437_1000~26500

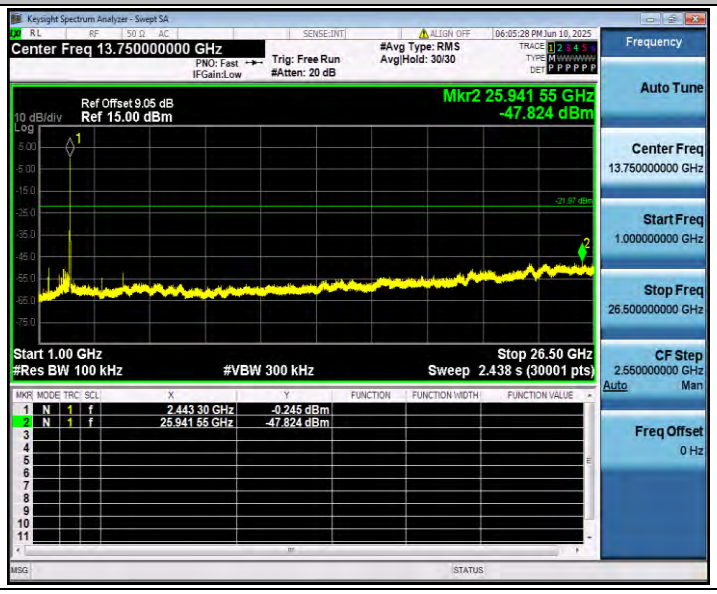

11G_Ant1_2462_0~Reference

11G_Ant1_2462_30~1000

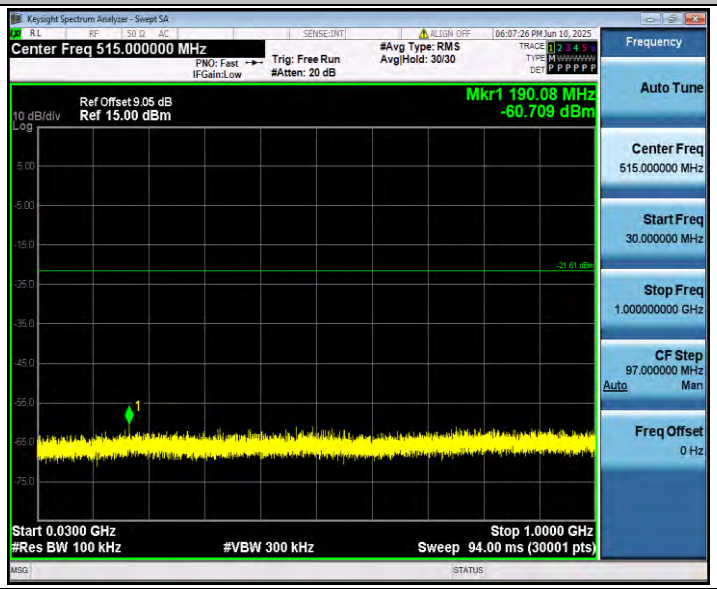

11G_Ant1_2462_1000~26500

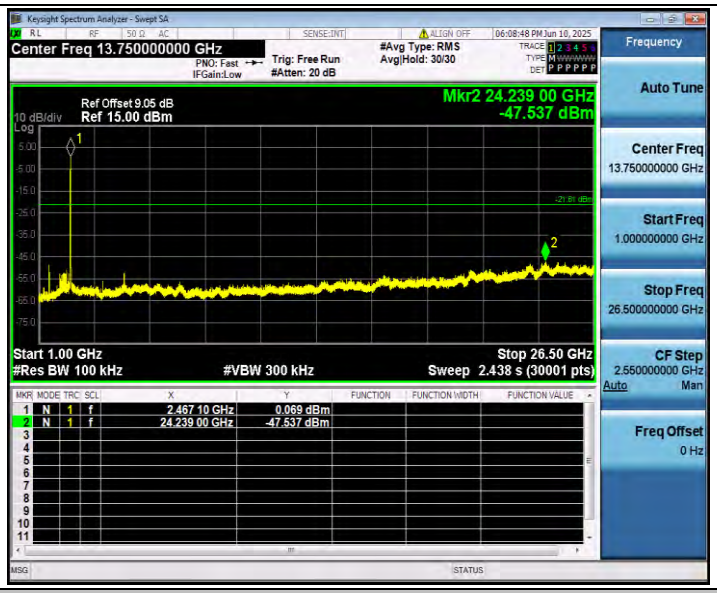

11N20SISO_Ant1_2412_0~Reference

11N20SISO_Ant1_2412_30~1000

11N20SISO_Ant1_2412_1000~26500

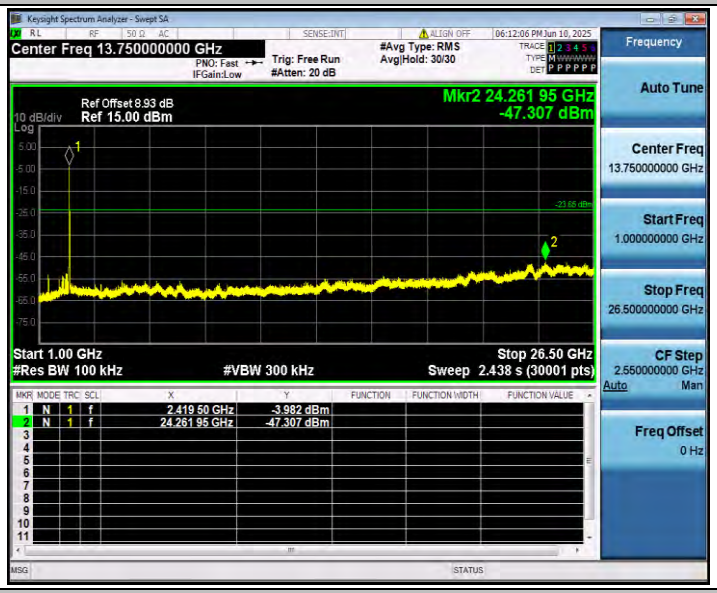

11N20SISO_Ant1_2437_0~Reference

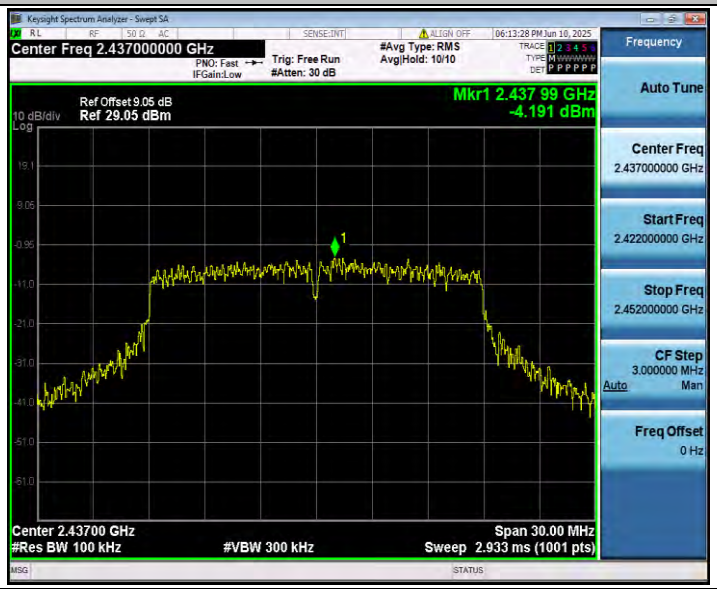

11N20SISO_Ant1_2437_30~1000

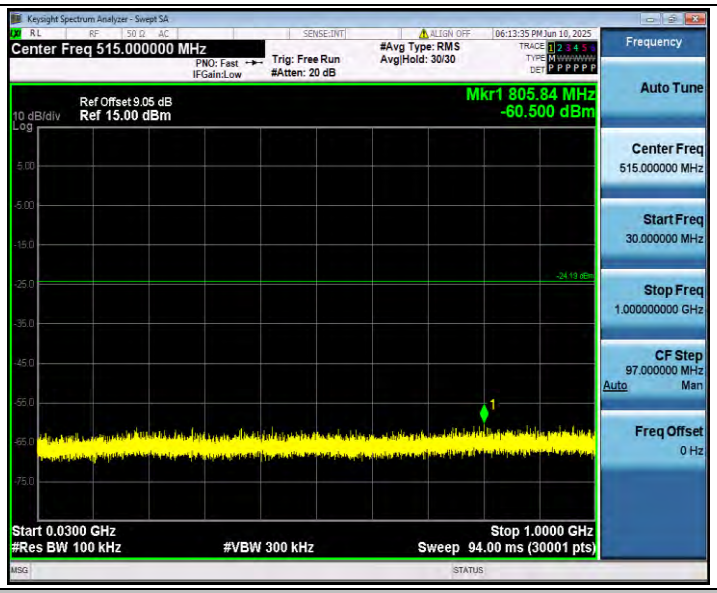

11N20SISO_Ant1_2437_1000~26500

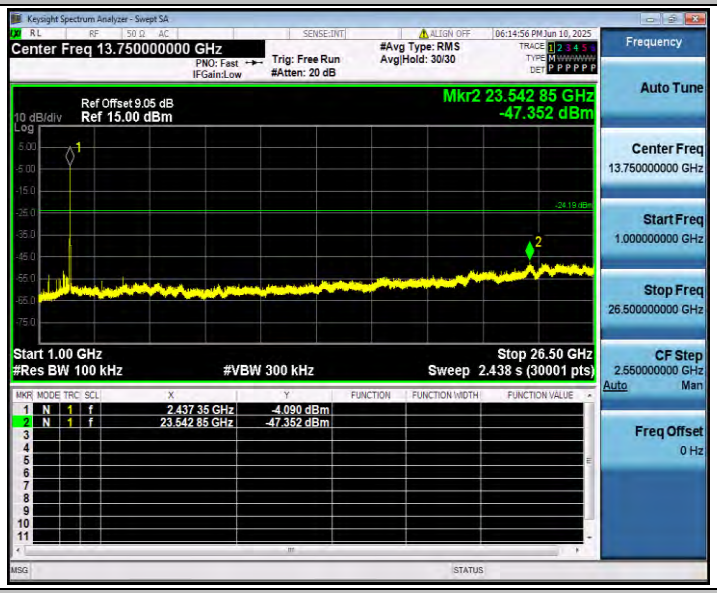

11N20SISO_Ant1_2462_0~Reference

11N20SISO_Ant1_2462_30~1000

11N20SISO_Ant1_2462_1000~26500

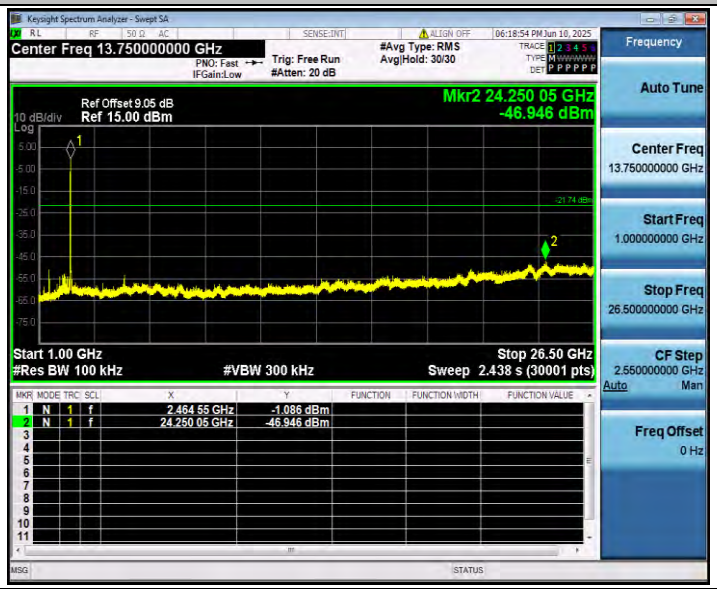

11N40SISO_Ant1_2422_0~Reference

11N40SISO_Ant1_2422_30~1000

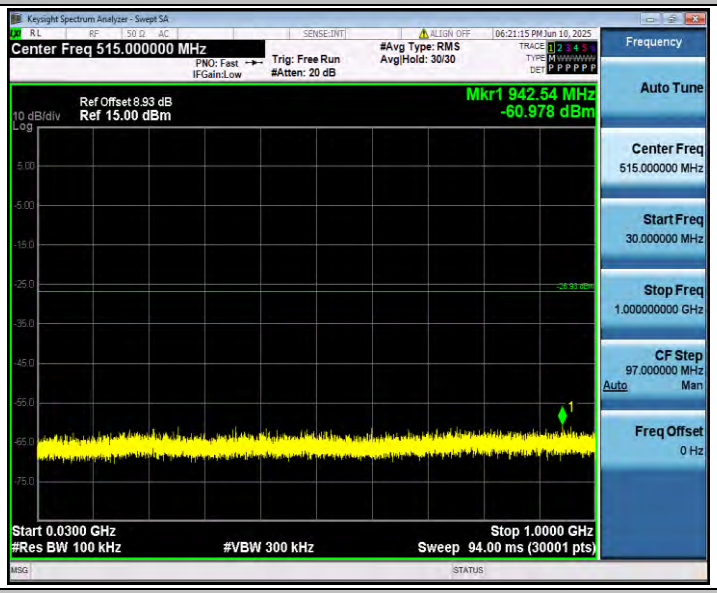

11N40SISO_Ant1_2422_1000~26500

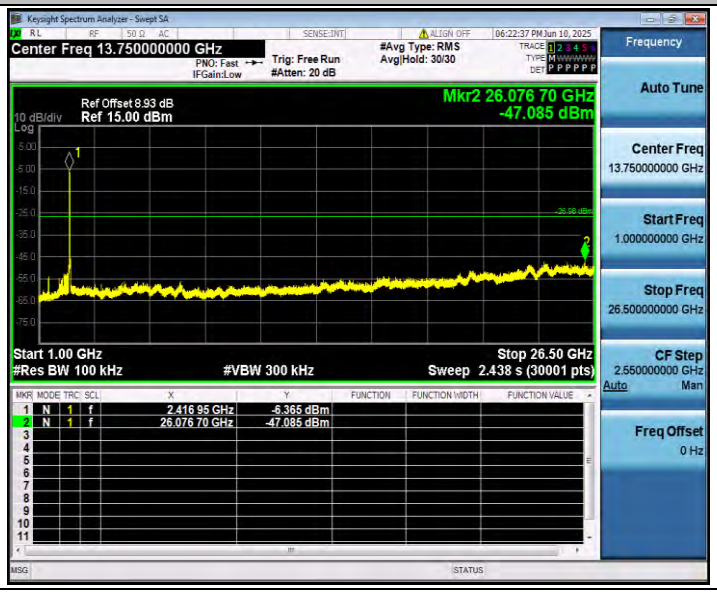

11N40SISO_Ant1_2437_0~Reference

11N40SISO_Ant1_2437_30~1000

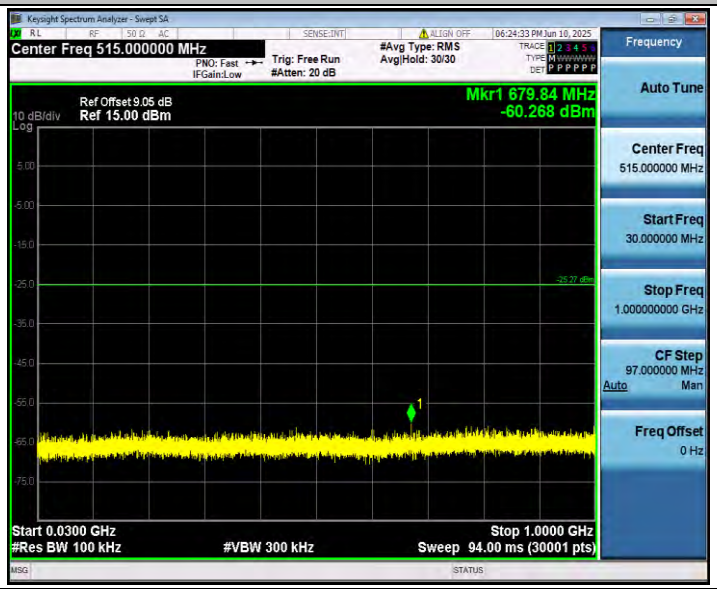

11N40SISO_Ant1_2437_1000~26500

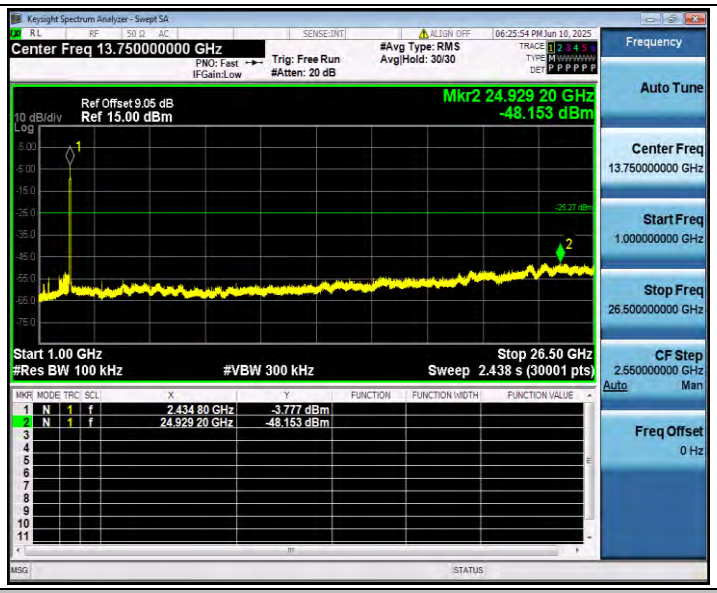

11N40SISO_Ant1_2452_0~Reference

11N40SISO_Ant1_2452_30~1000

11N40SISO_Ant1_2452_1000~26500

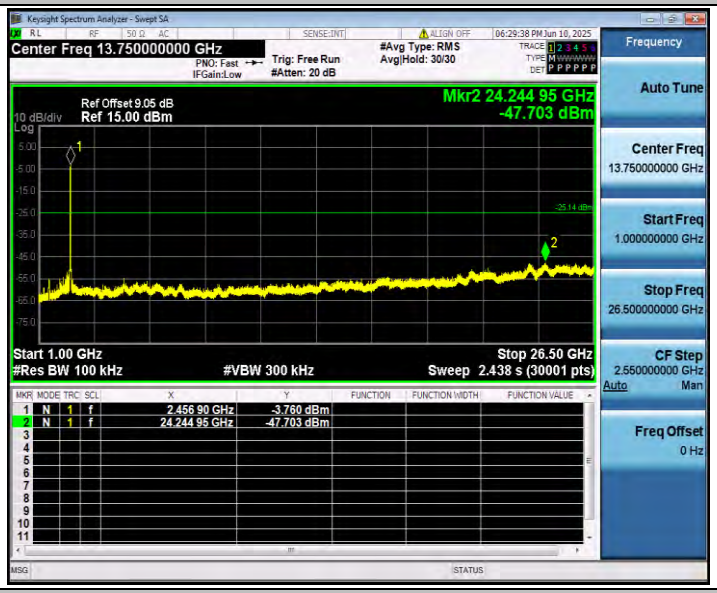

11AX20SISO_Ant1_2412_0~Reference

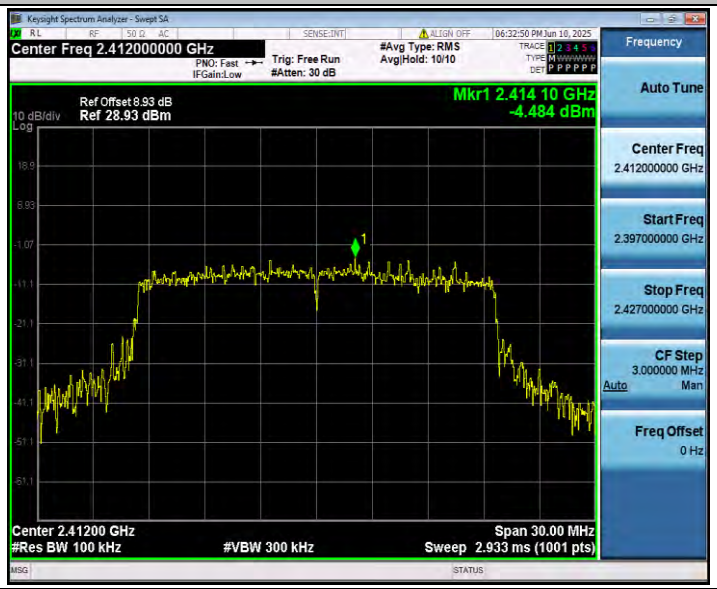

11AX20SISO_Ant1_2412_30~1000

11AX20SISO_Ant1_2412_1000~26500

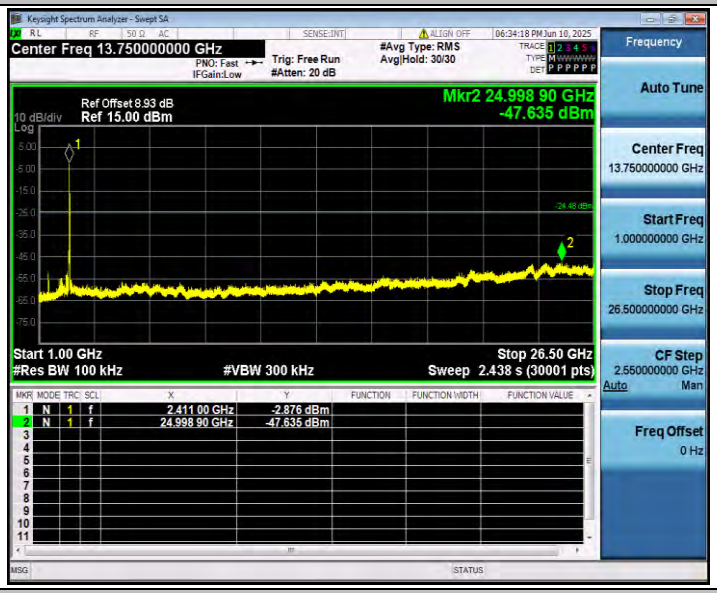

11AX20SISO_Ant1_2437_0~Reference

11AX20SISO_Ant1_2437_30~1000

11AX20SISO_Ant1_2437_1000~26500

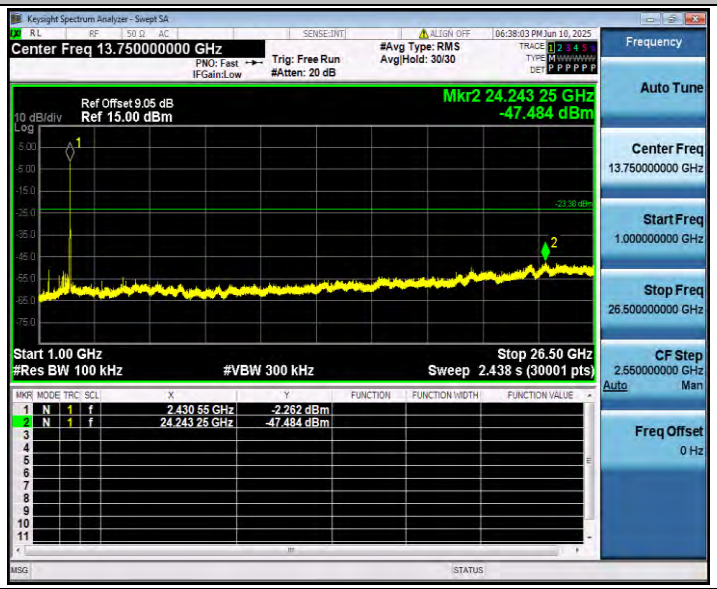

11AX20SISO_Ant1_2462_0~Reference

11AX20SISO_Ant1_2462_30~1000

11AX20SISO_Ant1_2462_1000~26500

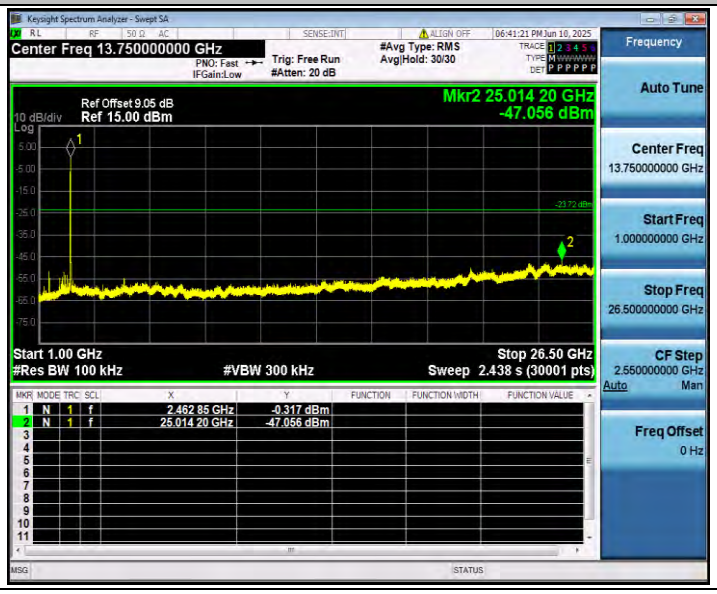

11AX40SISO_Ant1_2422_0~Reference

11AX40SISO_Ant1_2422_30~1000

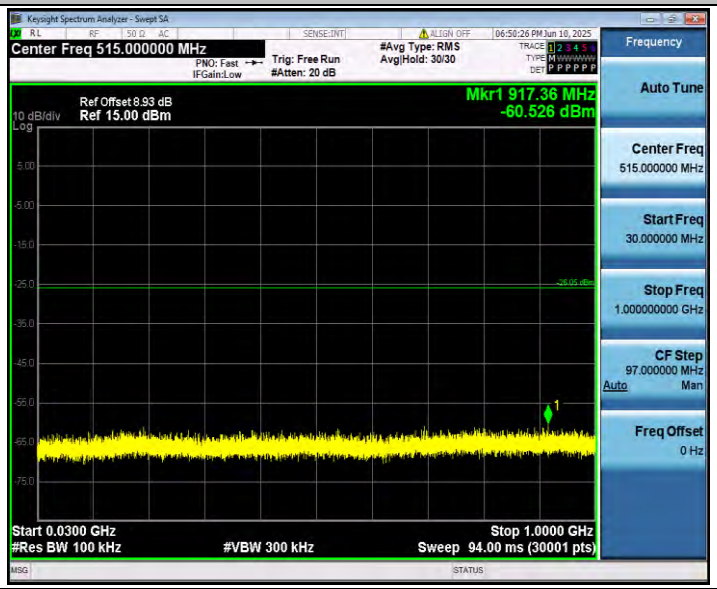

11AX40SISO_Ant1_2422_1000~26500

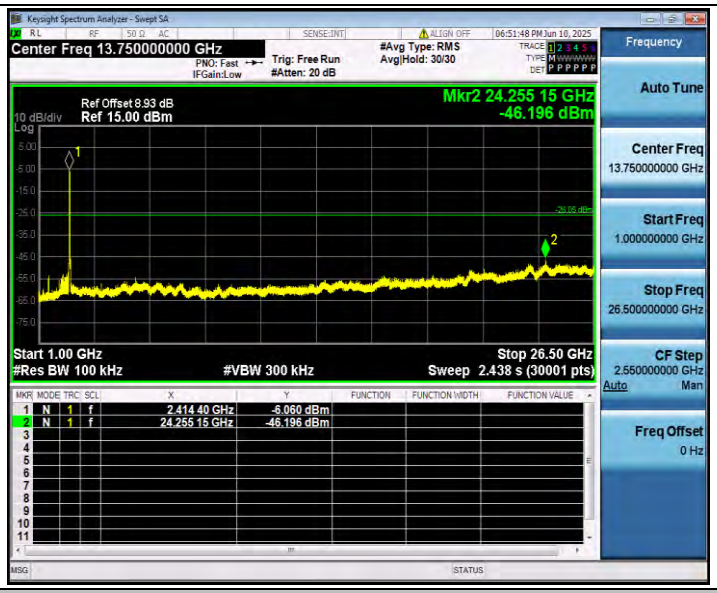

11AX40SISO_Ant1_2437_0~Reference

11AX40SISO_Ant1_2437_30~1000

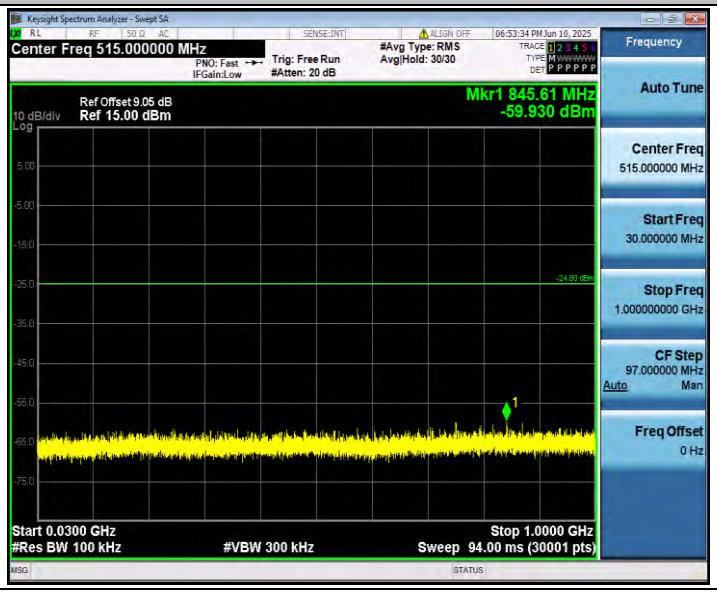

11AX40SISO_Ant1_2437_1000~26500

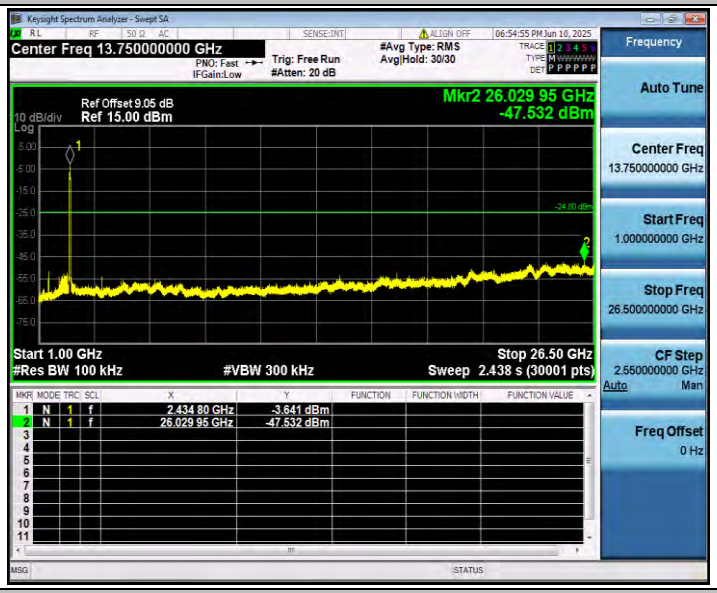

11AX40SISO_Ant1_2452_0~Reference

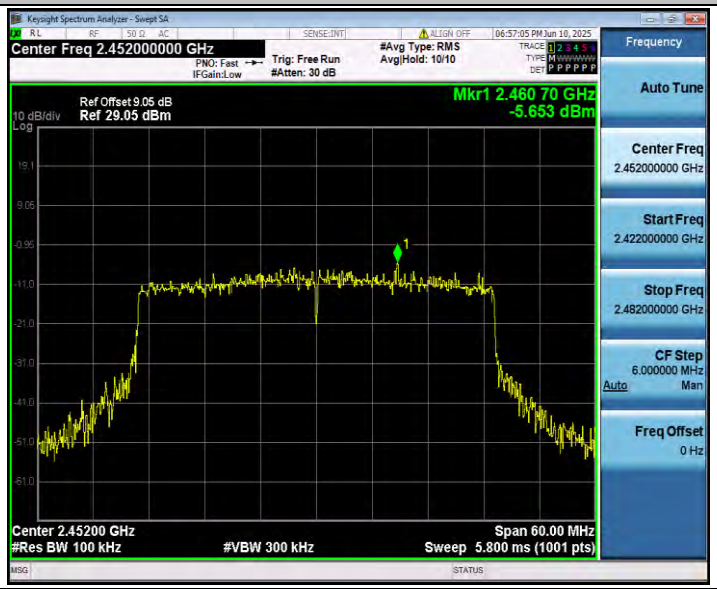

11AX40SISO_Ant1_2452_30~1000

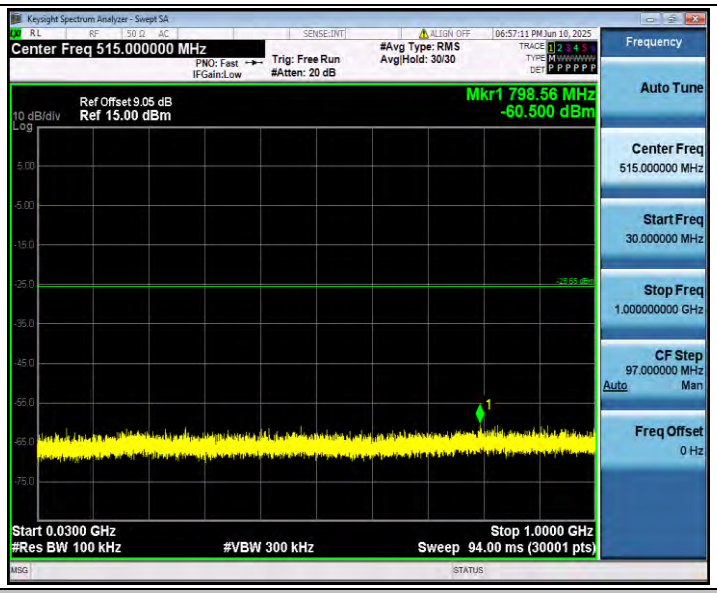

11AX40SISO_Ant1_2452_1000~26500

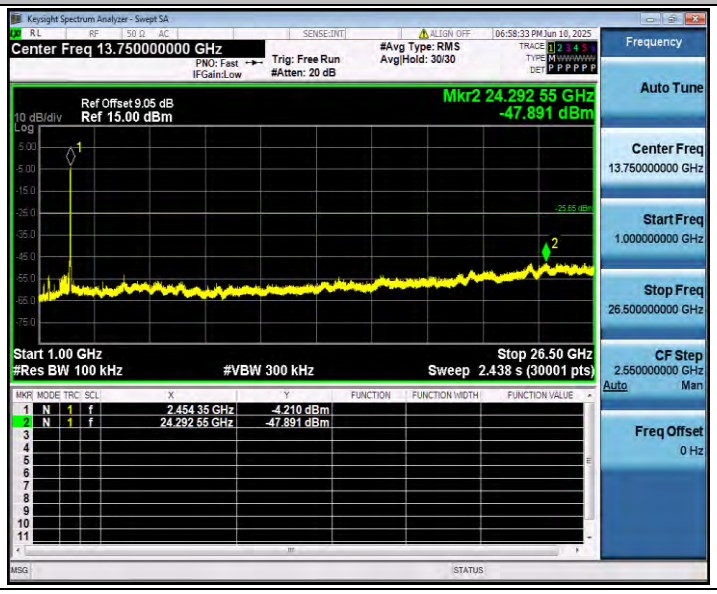

Appendix C.7: Duty Cycle

Test Result

TestMode	Antenna	Frequency[MHz]	Transmission Duration [ms]	Transmission Period [ms]	Duty Cycle [%]	Duty Cycle Factor[dB]	1/T Factor[KHz]
11B	Ant1	2412	12.22	12.43	98.31	0.07	0.08
		2437	12.23	12.39	98.71	0.06	0.08
		2462	12.22	12.44	98.23	0.08	0.08
11G	Ant1	2412	2.03	2.27	89.43	0.49	0.49
		2437	2.03	2.47	82.19	0.85	0.49
		2462	1.46	1.70	85.88	0.66	0.68
11N20SISO	Ant1	2412	1.90	2.13	89.20	0.50	0.53
		2437	1.89	2.15	87.91	0.56	0.53
		2462	1.90	2.13	89.20	0.50	0.53
11N40SISO	Ant1	2422	0.94	1.17	80.34	0.95	1.06
		2437	0.93	1.16	80.17	0.96	1.08
		2452	0.93	1.19	78.15	1.07	1.08
11AX20SISO	Ant1	2412	1.46	2.01	72.64	1.39	0.68
		2437	1.46	1.70	85.88	0.66	0.68
		2462	1.46	1.70	85.88	0.66	0.68
11AX40SISO	Ant1	2422	0.76	1.00	76.00	1.19	1.32
		2437	1.46	1.70	85.88	0.66	0.68
		2452	0.76	0.94	80.85	0.92	1.32

Test Graphs

11B_Ant1_2412

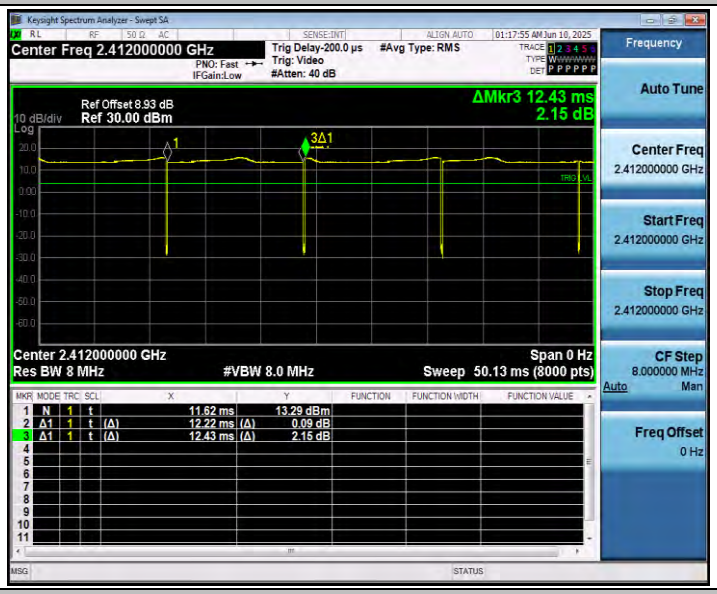

11B_Ant1_2437

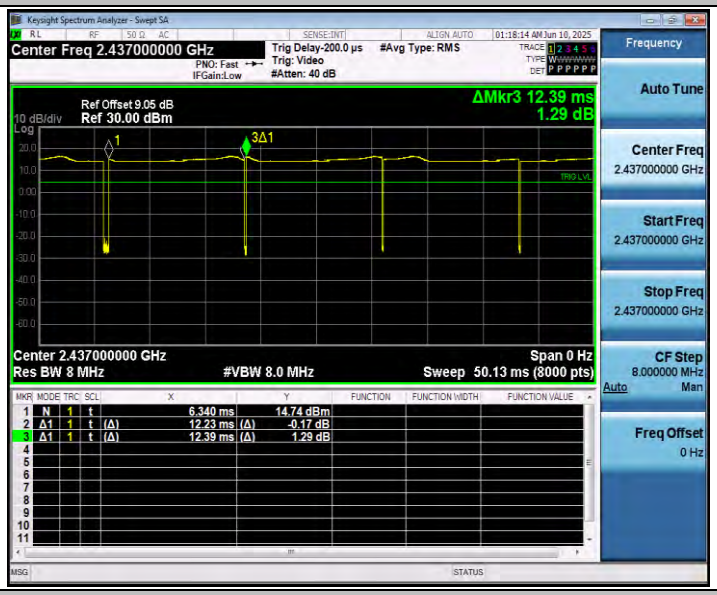

11B_Ant1_2462

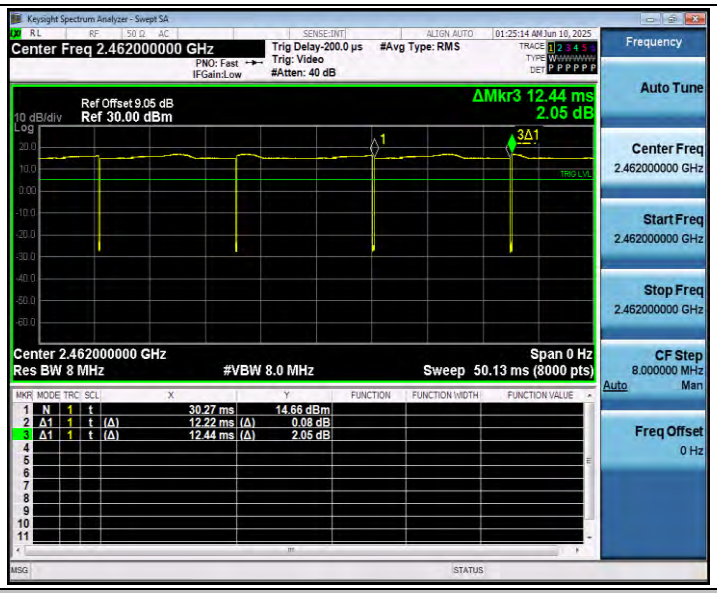

11G_Ant1_2412

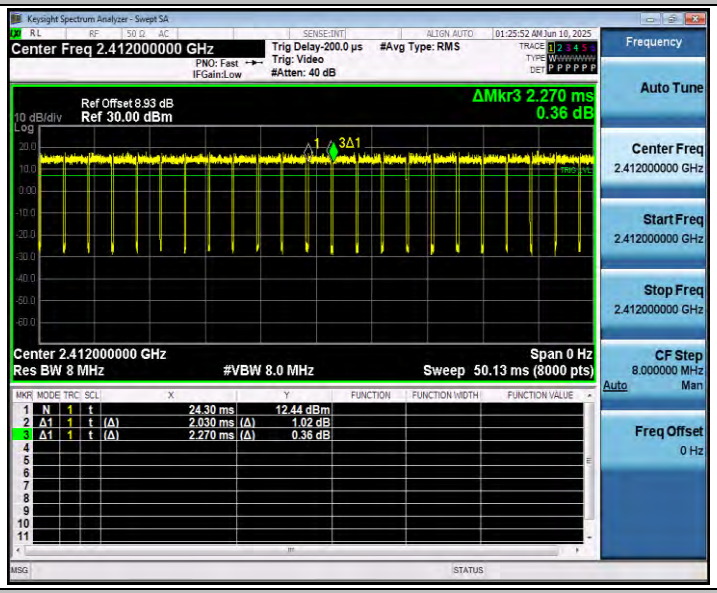

11G_Ant1_2437

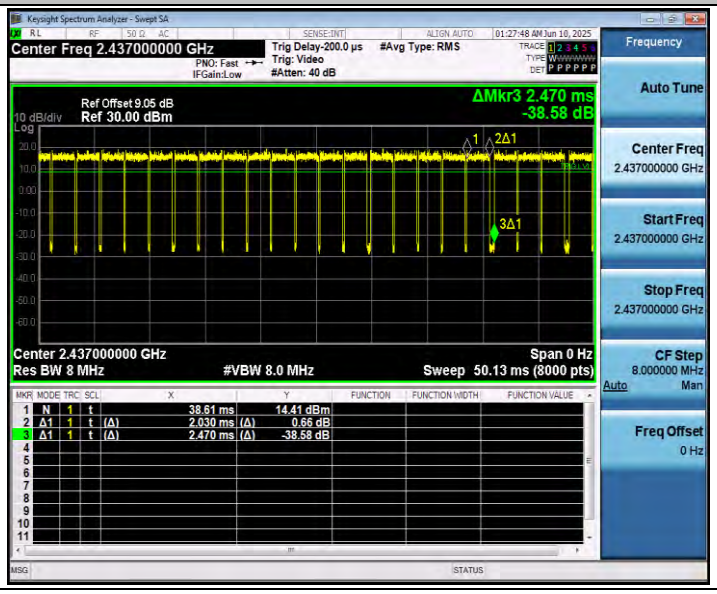

11G_Ant1_2462

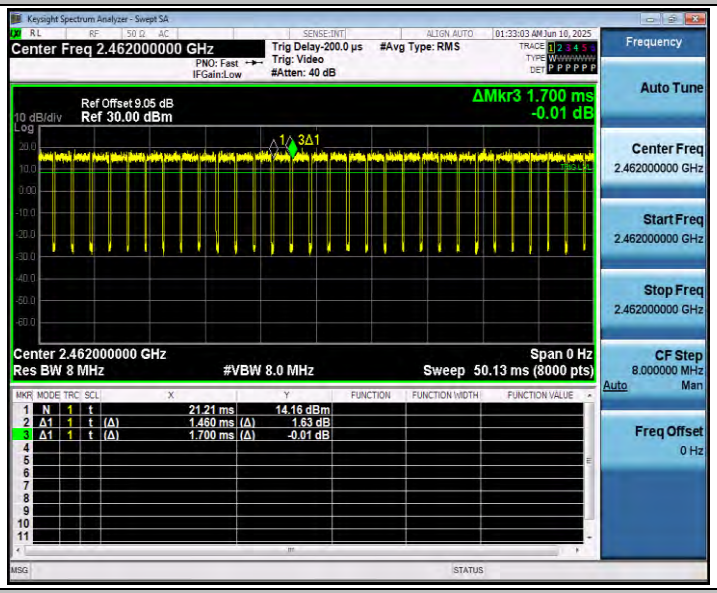

11N20SISO_Ant1_2412

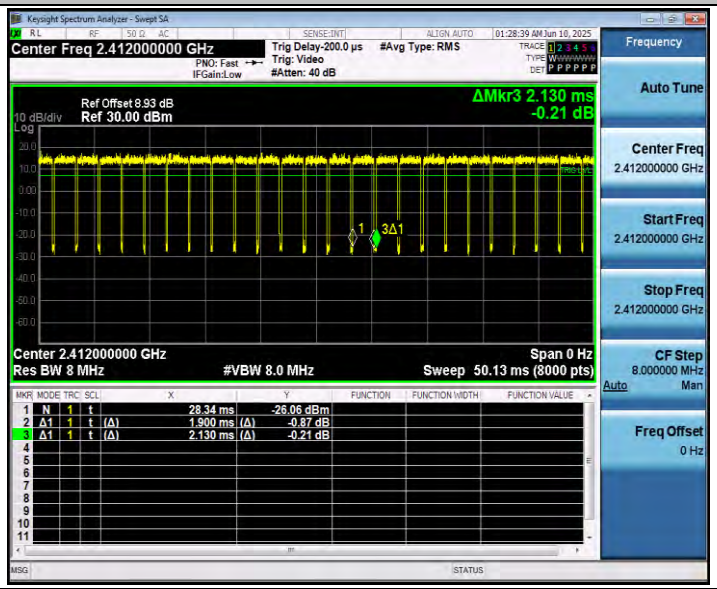

11N20SISO_Ant1_2437

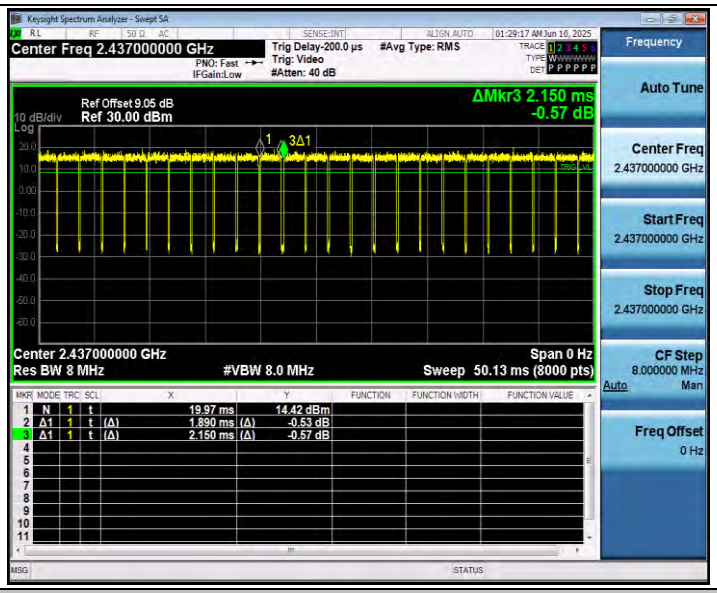

11N20SISO_Ant1_2462

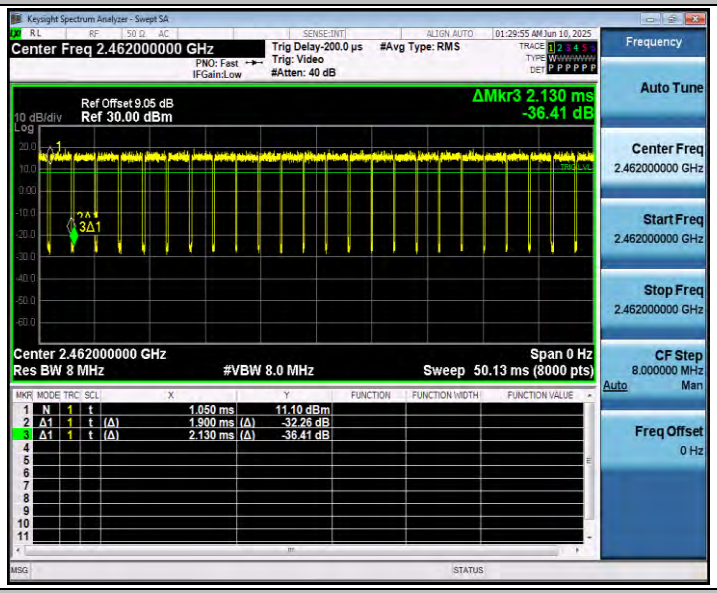

11N40SISO_Ant1_2422

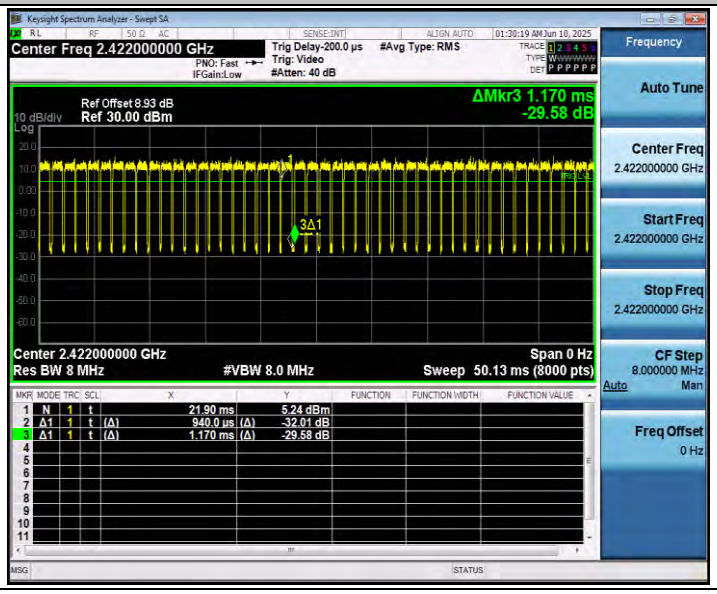

11N40SISO_Ant1_2437

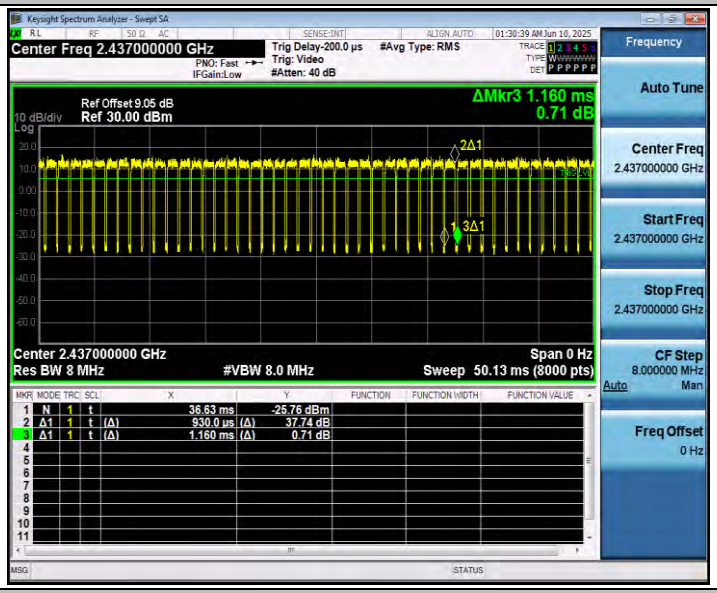

11N40SISO_Ant1_2452

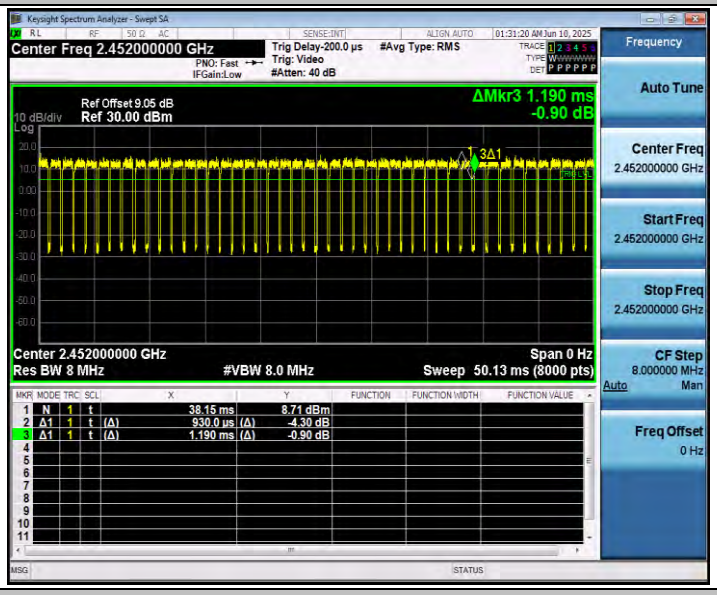

11AX20SISO_Ant1_2412

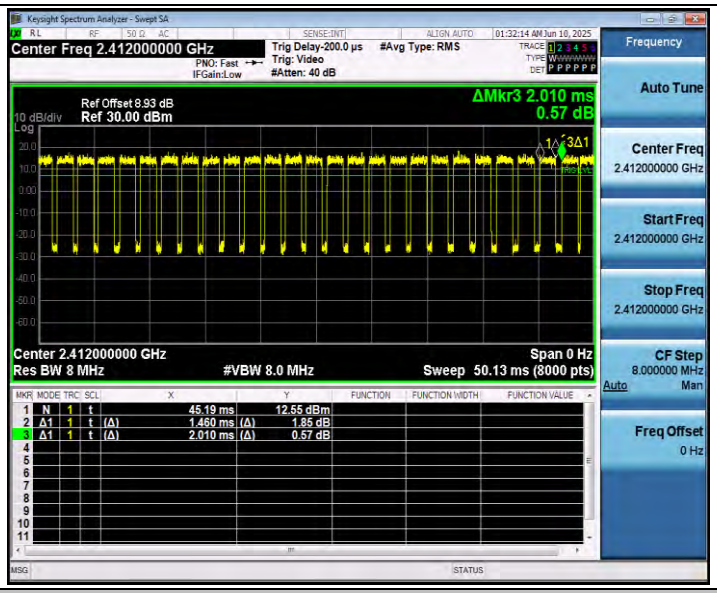

11AX20SISO_Ant1_2437

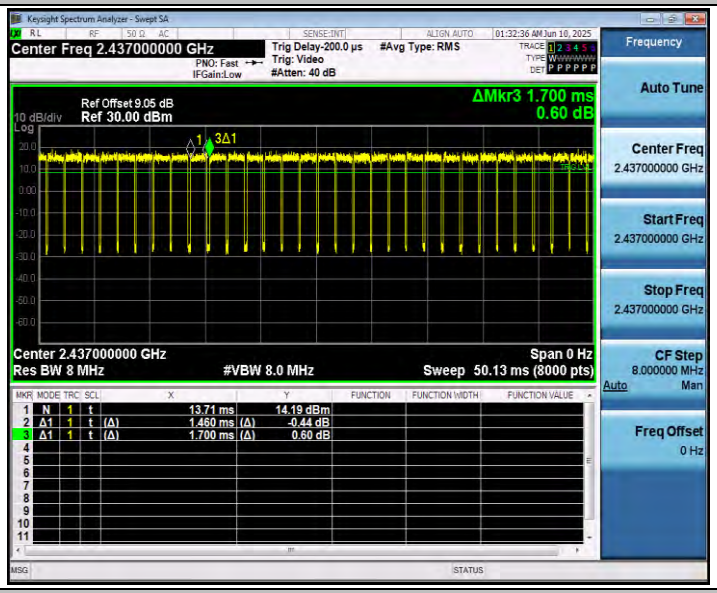

11AX20SISO_Ant1_2462

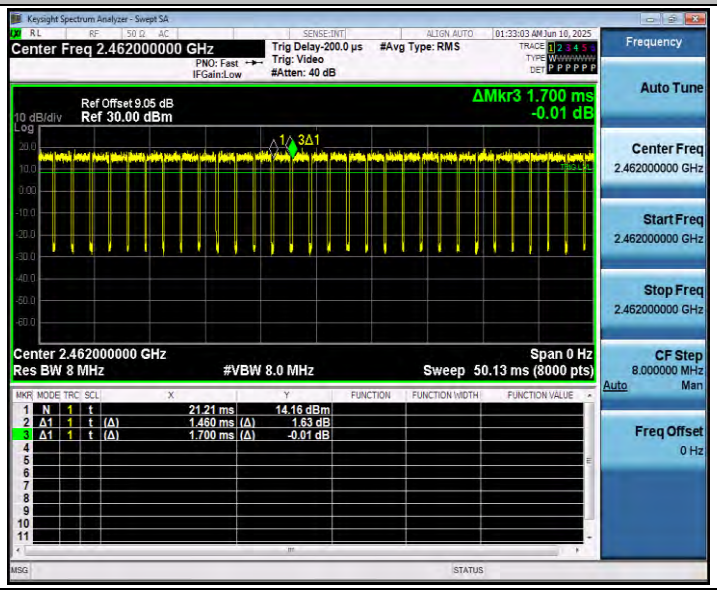

11AX40SISO_Ant1_2422

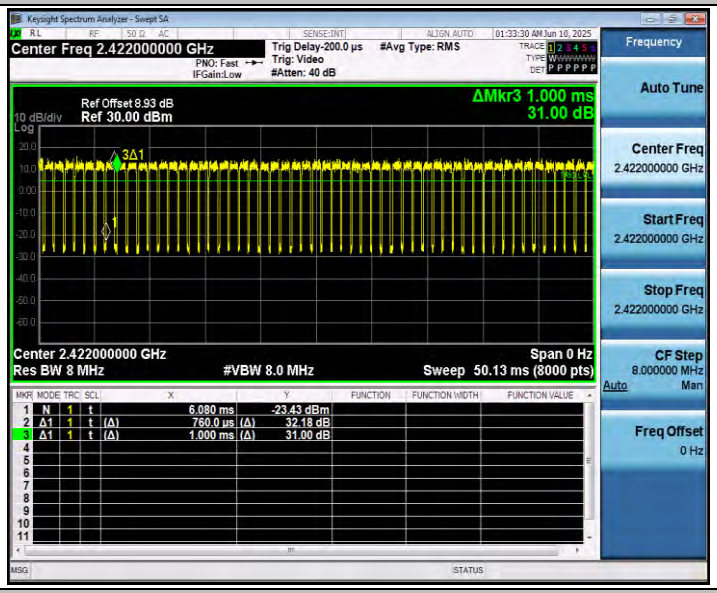

11AX40SISO_Ant1_2437

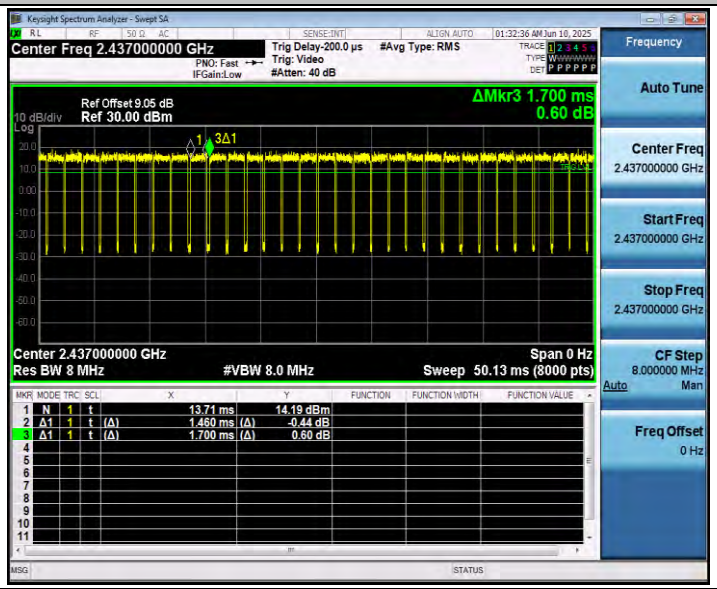

11AX40SISO_Ant1_2452

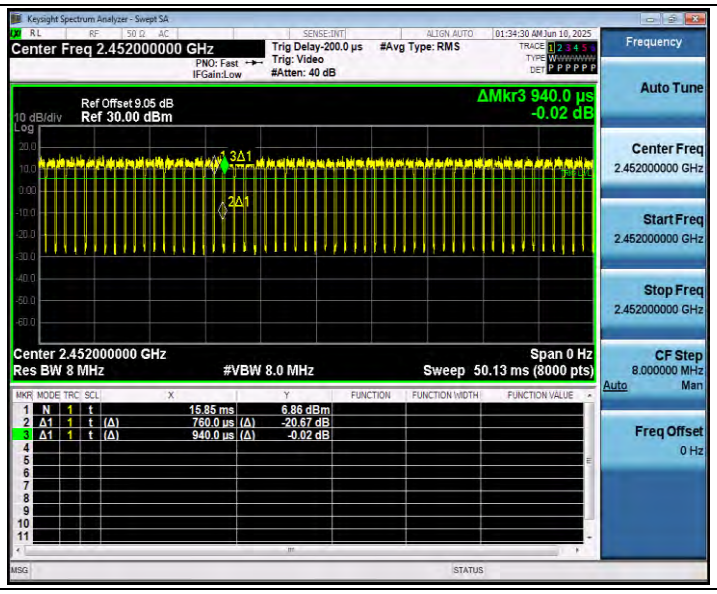
Keysight Spectrum Analyzer - Swept SA
Center Freq 2.452000000 GHz
Trig Delay-200.0 µs
#Avg Type: RMS
Trig: Video
#Atten: 40 dB
PNO: Fast
IFGain:Low
01:34:30 AM Jun 10, 2025
Frequency
Auto Tune
Center Freq
2.452000000 GHz
Start Freq
2.452000000 GHz
Stop Freq
2.452000000 GHz
CF Step
8.000000 MHz
Auto
Man
Freq Offset
0 Hz
Ref Offset 9.05 dB
10 dB/div
Ref 30.00 dBm
Log
ΔMkr3 940.0 µs
-0.02 dB
Center 2.452000000 GHz
Span 0 Hz
Res BW 8 MHz
#VBW 8.0 MHz
Sweep 50.13 ms (8000 pts)
MKR MODE TRC SCL X Y FUNCTION FUNCTION WIDTH FUNCTION VALUE
1 N 1 t 15.85 ms 6.86 dBm
2 Δ1 1 t (Δ) 760.0 µs (Δ) -20.67 dB
3 Δ1 1 t (Δ) 940.0 µs (Δ) -0.02 dB
MSG
STATUS

Appendix C.8: Emissions in Restricted Bands

Test Result

TestMode	Antenna	ChName	Frequency[MHz]	Detector	Freq [MHz]	Result [dBm]	Limit [dBm]	Result [dBuV/m]	Limit [dBuV/m]	Verdict
11B	Ant1	Low	2412	AV	2310.000	-49.36	≤-41.20	45.84	≤54	PASS
				AV	2389.700	-47.84	≤-41.20	47.36	≤54	PASS
				AV	2390.000	-47.89	≤-41.20	47.31	≤54	PASS
				Peak	2310.000	-45.12	≤-21.20	50.08	≤74	PASS
				Peak	2344.980	-40.26	≤-21.20	54.94	≤74	PASS
				Peak	2390.000	-43.33	≤-21.20	51.87	≤74	PASS
		High	2462	AV	2483.500	-47.58	≤-41.20	47.62	≤54	PASS
				AV	2487.850	-46.32	≤-41.20	48.88	≤54	PASS
				AV	2500.000	-48.09	≤-41.20	47.11	≤54	PASS
				Peak	2483.500	-44.61	≤-21.20	50.59	≤74	PASS
				Peak	2496.430	-36.79	≤-21.20	58.41	≤74	PASS
				Peak	2500.000	-46.82	≤-21.20	48.38	≤74	PASS
11G	Ant1	Low	2412	AV	2310.000	-49.24	≤-41.20	45.96	≤54	PASS
				AV	2389.960	-44.89	≤-41.20	50.31	≤54	PASS
				AV	2390.000	-44.89	≤-41.20	50.31	≤54	PASS
				Peak	2310.000	-49.68	≤-21.20	45.52	≤74	PASS
				Peak	2389.830	-34.55	≤-21.20	60.65	≤74	PASS
				Peak	2390.000	-39.86	≤-21.20	55.34	≤74	PASS
		High	2462	AV	2483.500	-43.46	≤-41.20	51.74	≤54	PASS
				AV	2483.560	-43.57	≤-41.20	51.63	≤54	PASS
				AV	2500.000	-48.33	≤-41.20	46.87	≤54	PASS
				Peak	2483.500	-38	≤-21.20	57.20	≤74	PASS
				Peak	2483.560	-35.4	≤-21.20	59.80	≤74	PASS
				Peak	2500.000	-44.77	≤-21.20	50.43	≤74	PASS
11N20SISO	Ant1	Low	2412	AV	2310.000	-49.3	≤-41.20	45.90	≤54	PASS
				AV	2389.960	-45.97	≤-41.20	49.23	≤54	PASS
				AV	2390.000	-45.97	≤-41.20	49.23	≤54	PASS
				Peak	2310.000	-49.5	≤-21.20	45.70	≤74	PASS
				Peak	2389.570	-36.03	≤-21.20	59.17	≤74	PASS
				Peak	2390.000	-42.2	≤-21.20	53.00	≤74	PASS
		High	2462	AV	2483.500	-45.19	≤-41.20	50.01	≤54	PASS
				AV	2483.560	-45.23	≤-41.20	49.97	≤54	PASS
				AV	2500.000	-48.55	≤-41.20	46.65	≤54	PASS
				Peak	2483.500	-36.73	≤-21.20	58.47	≤74	PASS
				Peak	2483.890	-38.07	≤-21.20	57.13	≤74	PASS
				Peak	2500.000	-46.05	≤-21.20	49.15	≤74	PASS
11N40SIS	Ant1	Low	2422	AV	2310.000	-49.38	≤-41.20	45.82	≤54	PASS

O				AV	2389.960	-47.38	≤-41.20	47.82	≤54	PASS
				AV	2390.000	-47.38	≤-41.20	47.82	≤54	PASS
				Peak	2310.000	-45.24	≤-21.20	49.96	≤74	PASS
				Peak	2377.870	-40.25	≤-21.20	54.95	≤74	PASS
				Peak	2390.000	-42.99	≤-21.20	52.21	≤74	PASS
		High	2452	AV	2483.500	-46.09	≤-41.20	49.11	≤54	PASS
				AV	2483.560	-46.1	≤-41.20	49.10	≤54	PASS
				AV	2500.000	-48.21	≤-41.20	46.99	≤54	PASS
				Peak	2483.500	-41.07	≤-21.20	54.13	≤74	PASS
				Peak	2483.890	-39.12	≤-21.20	56.08	≤74	PASS
				Peak	2500.000	-47.37	≤-21.20	47.83	≤74	PASS
11AX20SISO	Ant1	Low	2412	AV	2310.000	-49.32	≤-41.20	45.88	≤54	PASS
				AV	2389.960	-44.63	≤-41.20	50.57	≤54	PASS
				AV	2390.000	-44.63	≤-41.20	50.57	≤54	PASS
				Peak	2310.000	-42.42	≤-21.20	52.78	≤74	PASS
				Peak	2358.500	-39.47	≤-21.20	55.73	≤74	PASS
				Peak	2390.000	-44.42	≤-21.20	50.78	≤74	PASS
		High	2462	AV	2483.500	-46.12	≤-41.20	49.08	≤54	PASS
				AV	2483.560	-46.2	≤-41.20	49.00	≤54	PASS
				AV	2500.000	-48.54	≤-41.20	46.66	≤54	PASS
				Peak	2483.500	-45.27	≤-21.20	49.93	≤74	PASS
				Peak	2485.650	-32.15	≤-21.20	63.05	≤74	PASS
				Peak	2500.000	-46.45	≤-21.20	48.75	≤74	PASS
11AX40SISO	Ant1	Low	2422	AV	2310.000	-49.34	≤-41.20	45.86	≤54	PASS
				AV	2389.960	-47.2	≤-41.20	48.00	≤54	PASS
				AV	2390.000	-47.2	≤-41.20	48.00	≤54	PASS
				Peak	2310.000	-44.96	≤-21.20	50.24	≤74	PASS
				Peak	2389.050	-29.57	≤-21.20	65.63	≤74	PASS
				Peak	2390.000	-42.16	≤-21.20	53.04	≤74	PASS
		High	2452	AV	2483.500	-46.18	≤-41.20	49.02	≤54	PASS
				AV	2483.560	-46.21	≤-41.20	48.99	≤54	PASS
				AV	2500.000	-48.1	≤-41.20	47.10	≤54	PASS
				Peak	2483.500	-44.53	≤-21.20	50.67	≤74	PASS
				Peak	2489.500	-36.03	≤-21.20	59.17	≤74	PASS
				Peak	2500.000	-45.12	≤-21.20	50.08	≤74	PASS

Note：

1. The Antenna Gain is compensated in the graph.
2. The Duty Cycle Factor and RBW Factor is compensated in the graph.
3. The limit in dBm for average detector is conversion from 54dBuV/m, according to 15.209(a). The limit in dBm for peak detector is 20dB above the limit of average detector in dBm.

Test Graphs

11B_Ant1_Low_2412_AV

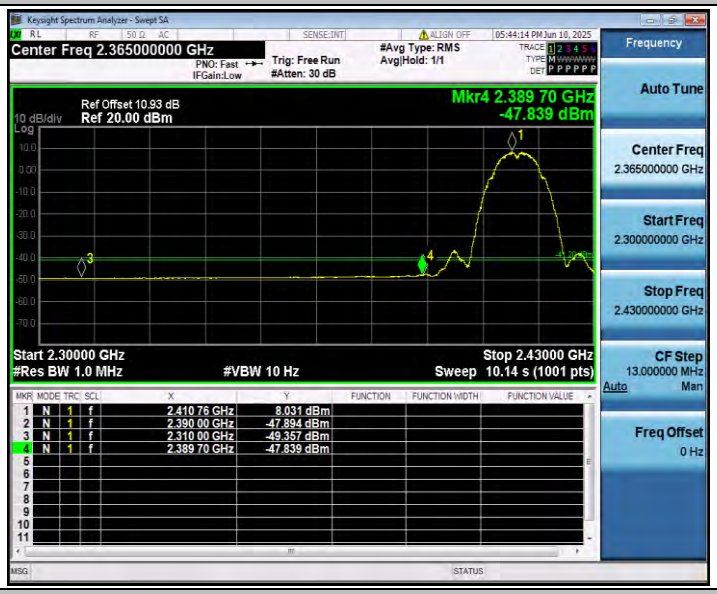

11B_Ant1_Low_2412_Peak

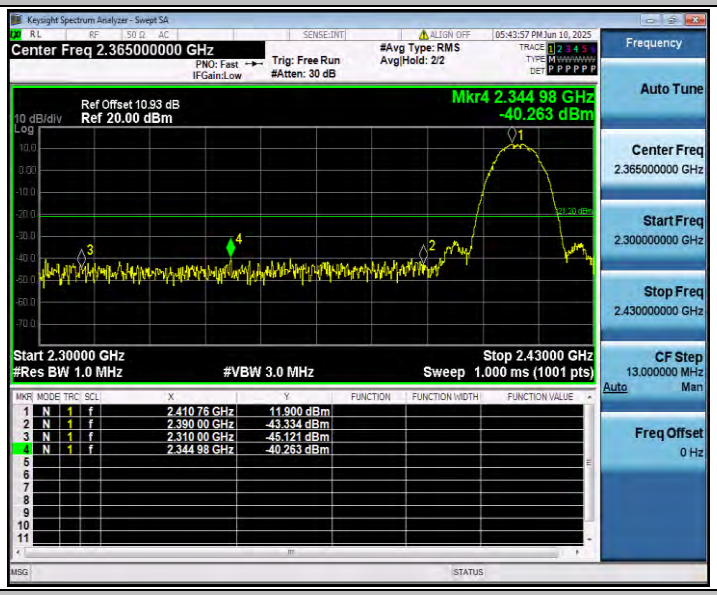

11B_Ant1_High_2462_AV

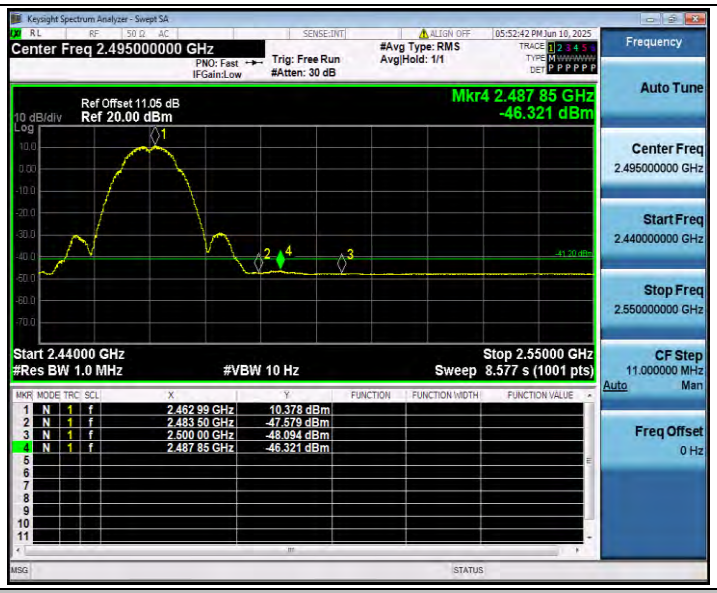

11B_Ant1_High_2462_Peak

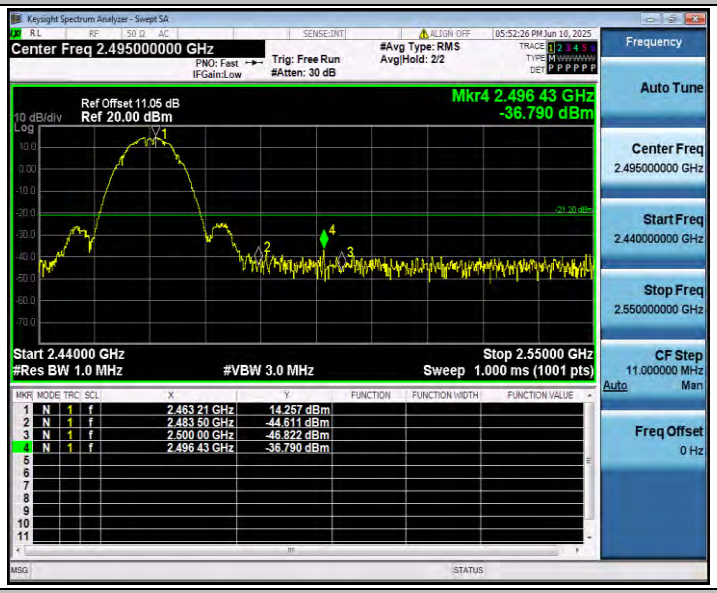

11G_Ant1_Low_2412_AV

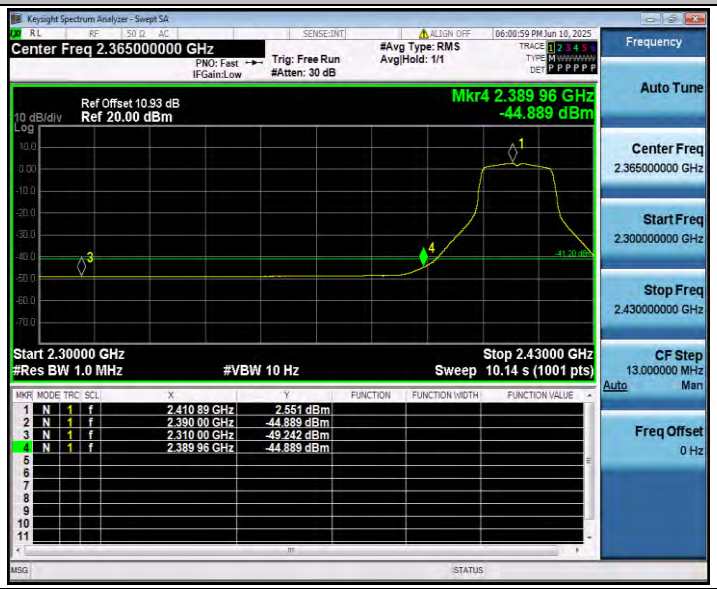

11G_Ant1_Low_2412_Peak

11G_Ant1_High_2462_AV

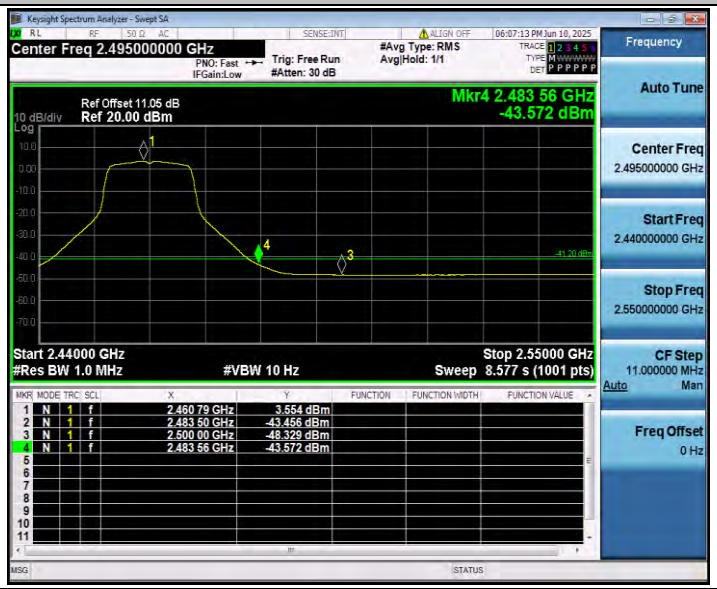

11G_Ant1_High_2462_Peak

11N20SISO_Ant1_Low_2412_AV

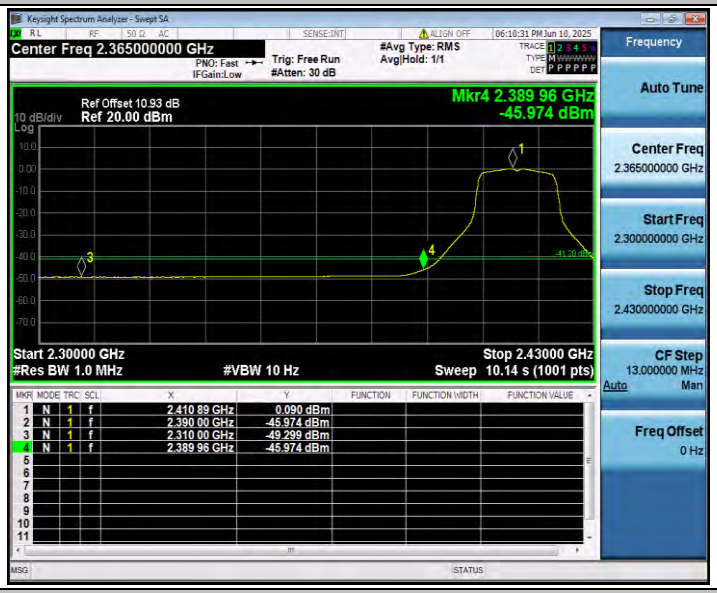

11N20SISO_Ant1_Low_2412_Peak

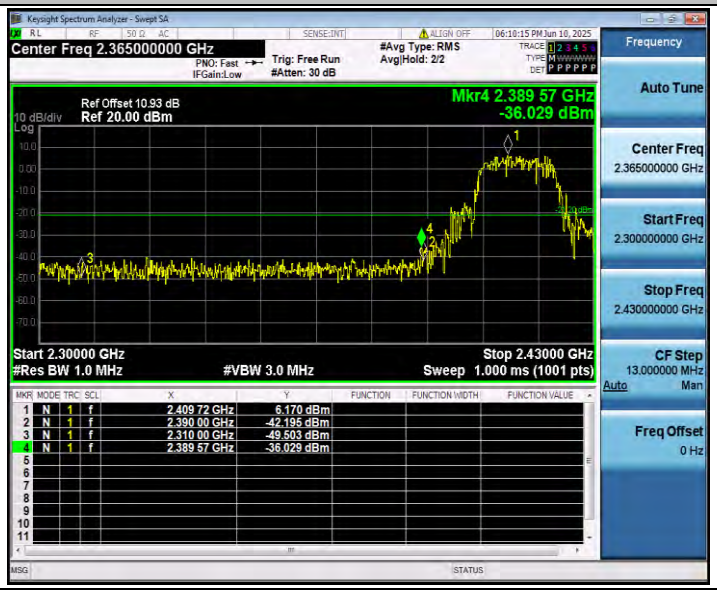

11N20SISO_Ant1_High_2462_AV

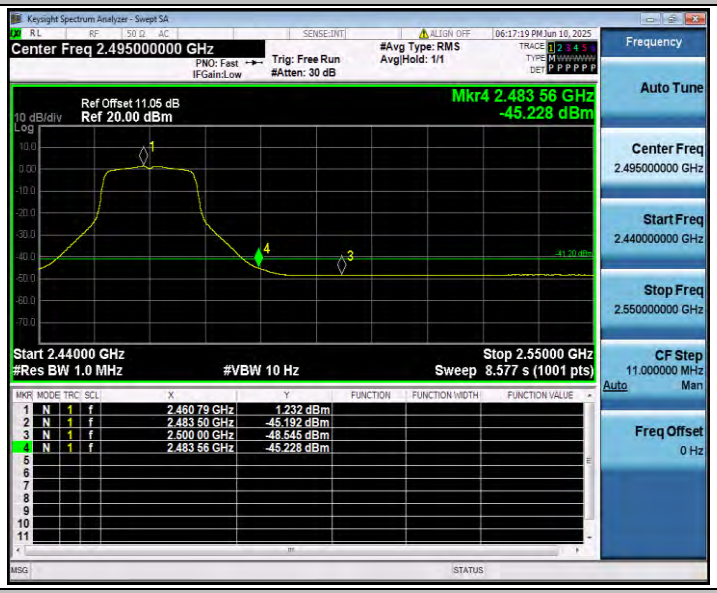

11N20SISO_Ant1_High_2462_Peak

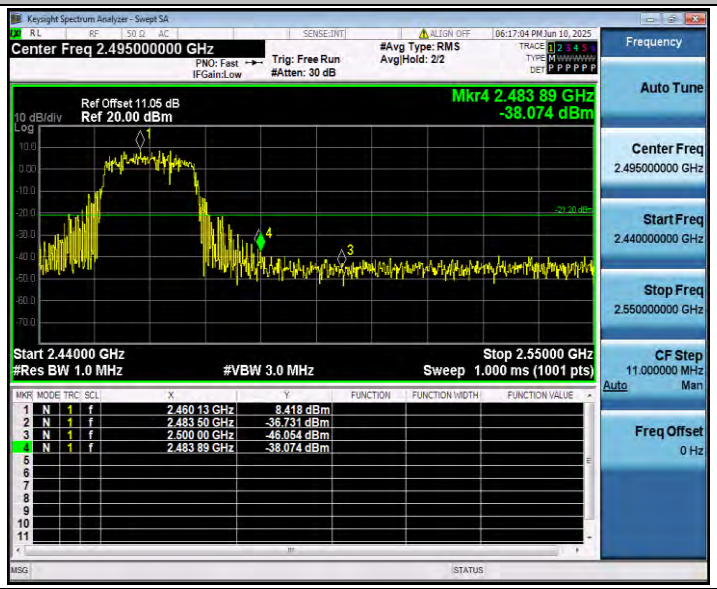

11N40SISO_Ant1_Low_2422_AV

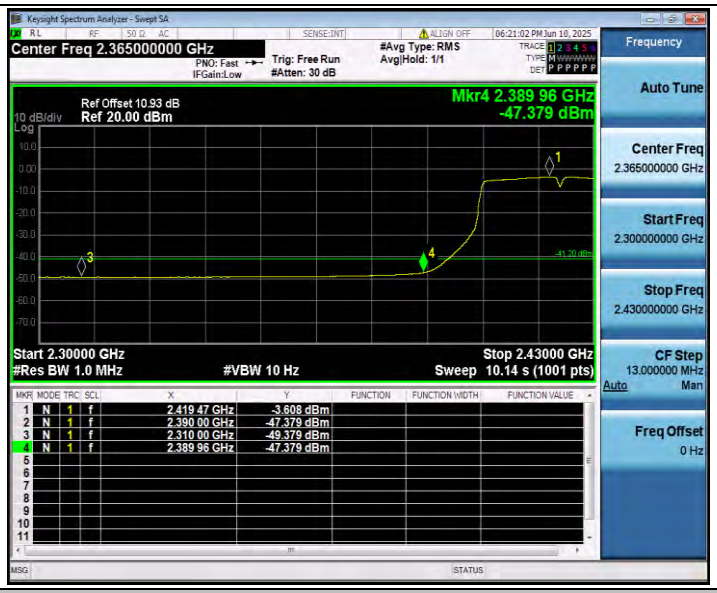

11N40SISO_Ant1_Low_2422_Peak

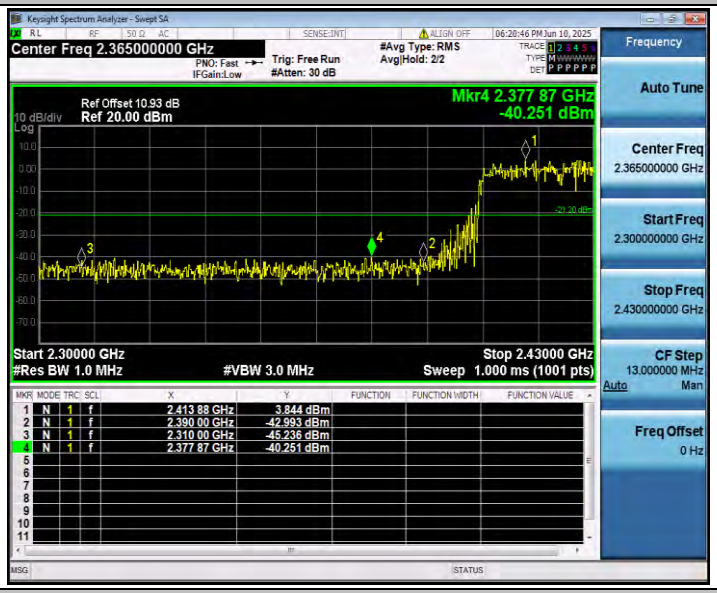

11N40SISO_Ant1_High_2452_AV

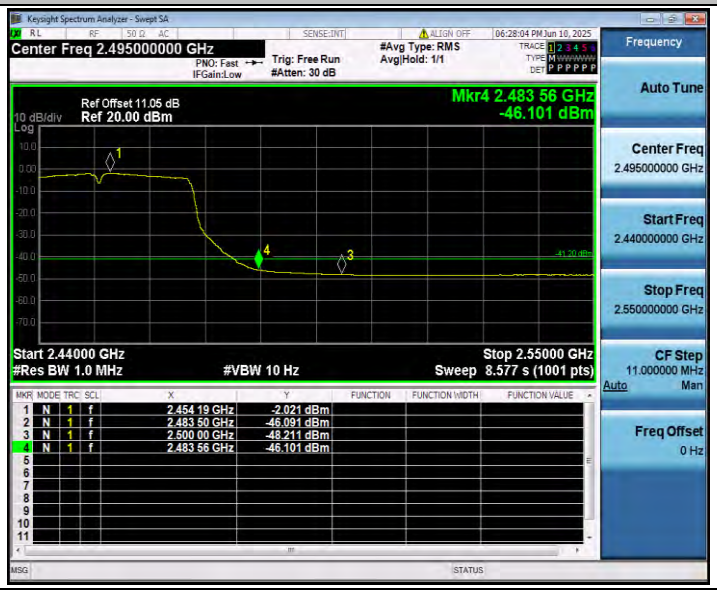

11N40SISO_Ant1_High_2452_Peak

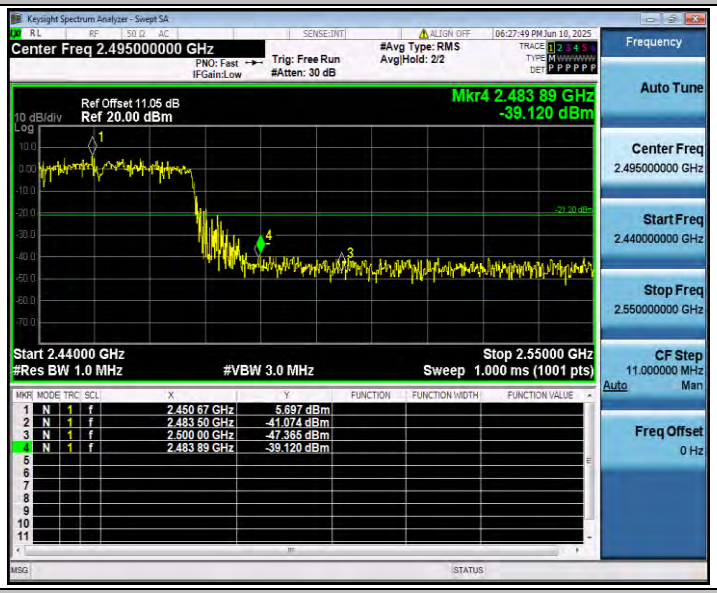

11AX20SISO_Ant1_Low_2412_AV

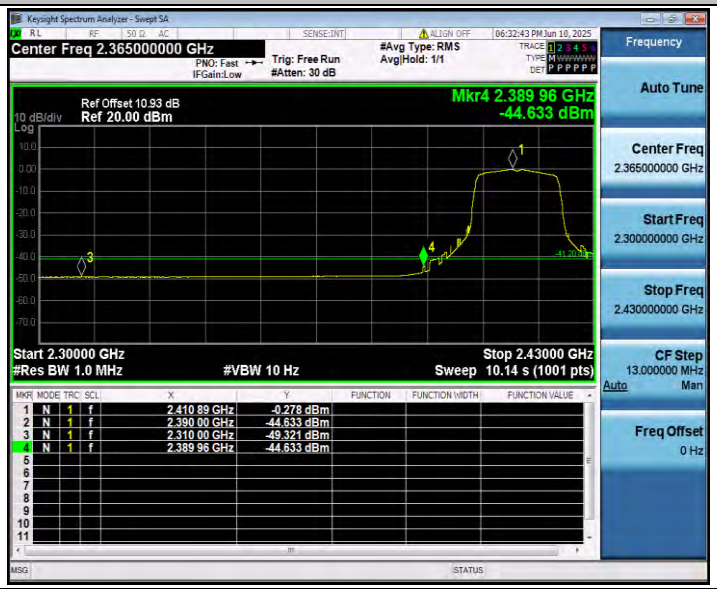

11AX20SISO_Ant1_Low_2412_Peak

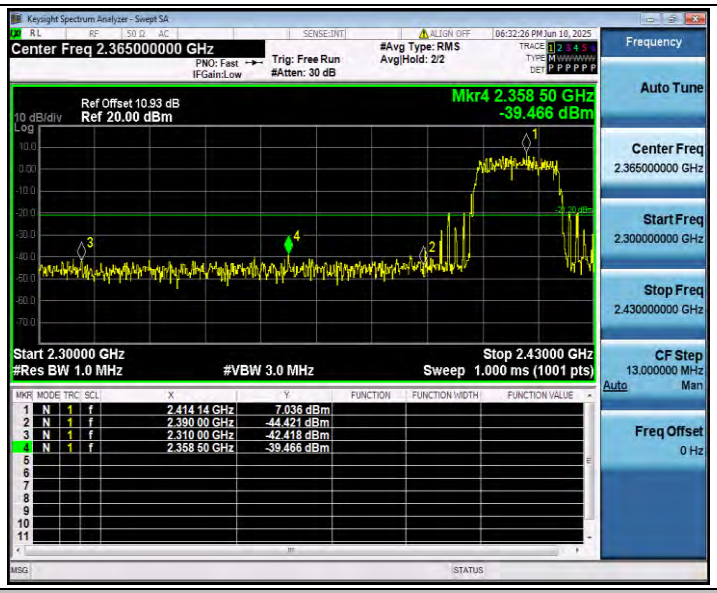

11AX20SISO_Ant1_High_2462_AV

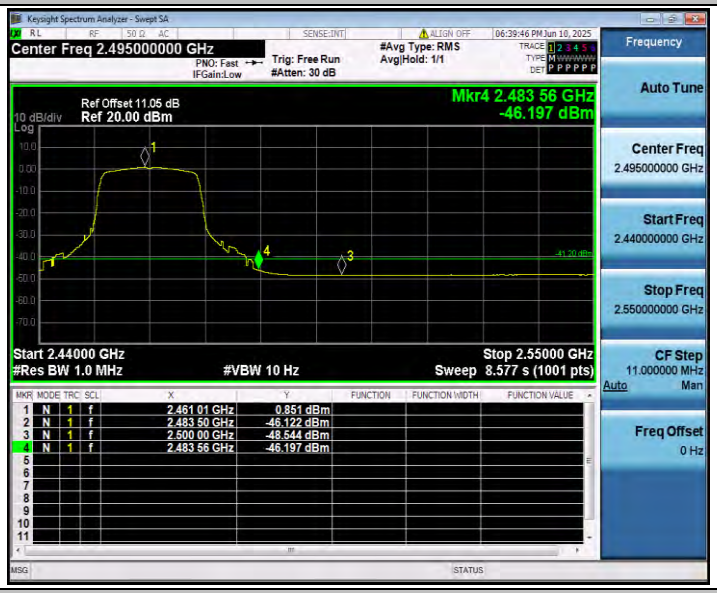

11AX20SISO_Ant1_High_2462_Peak

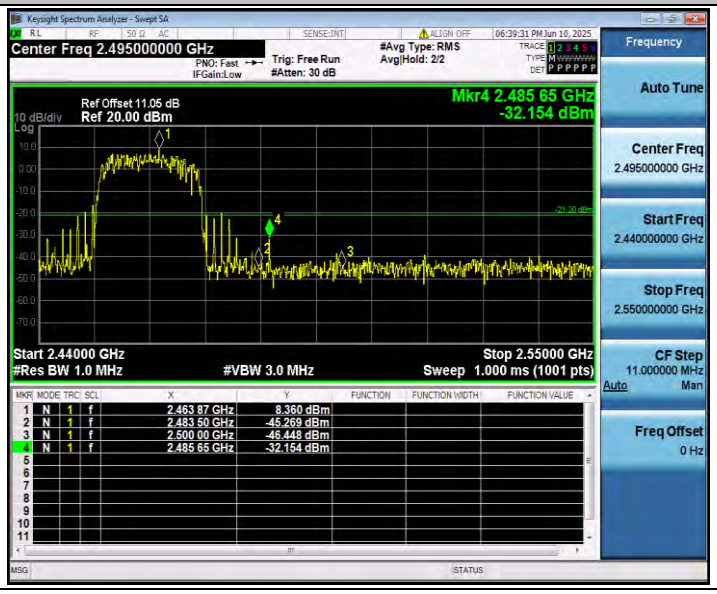

11AX40SISO_Ant1_Low_2422_AV

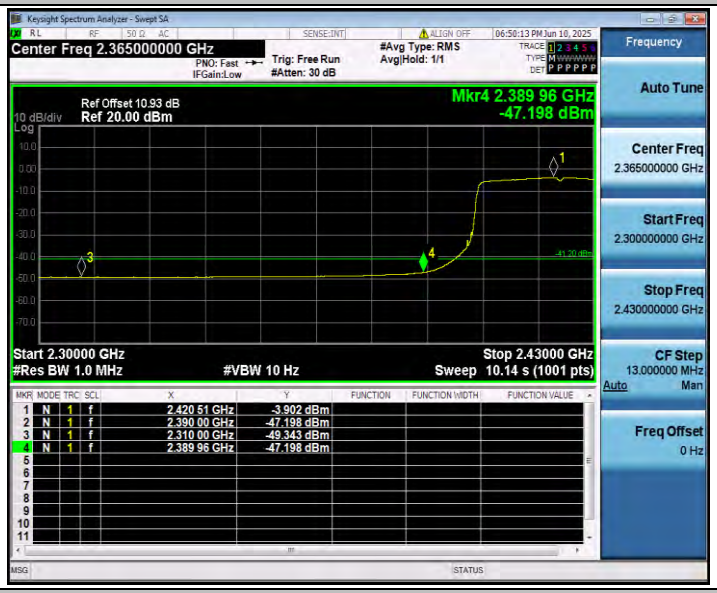

11AX40SISO_Ant1_Low_2422_Peak

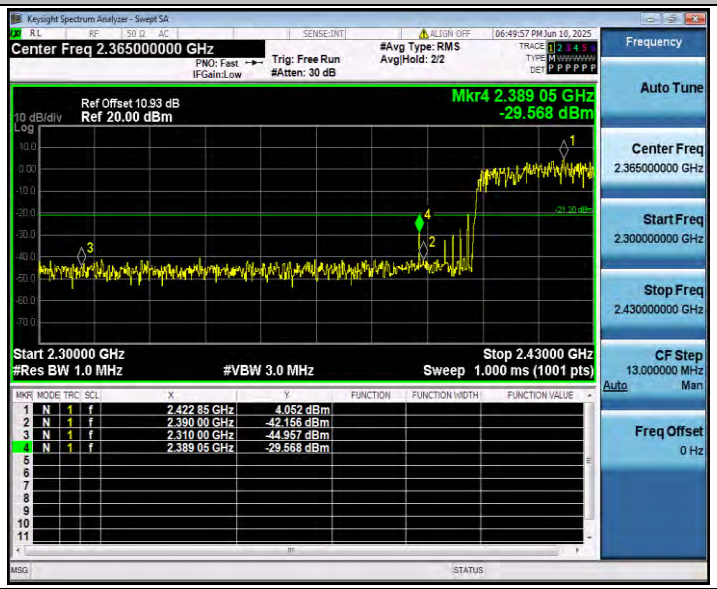

11AX40SISO_Ant1_High_2452_AV

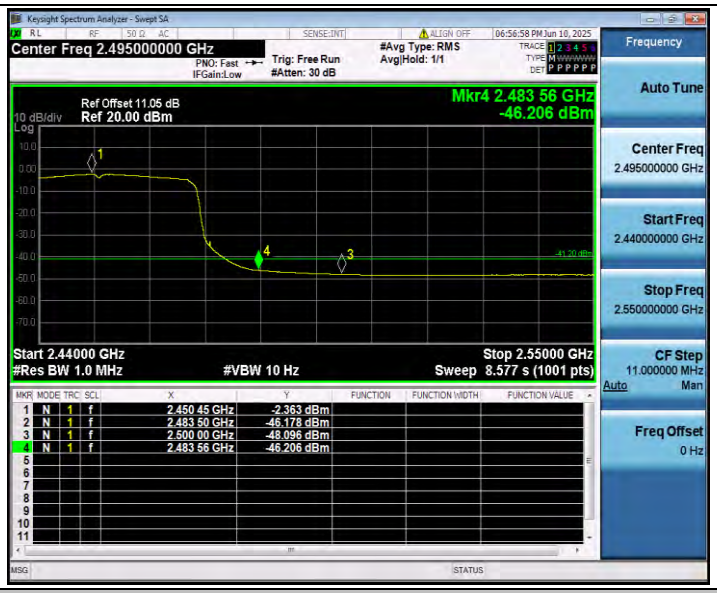
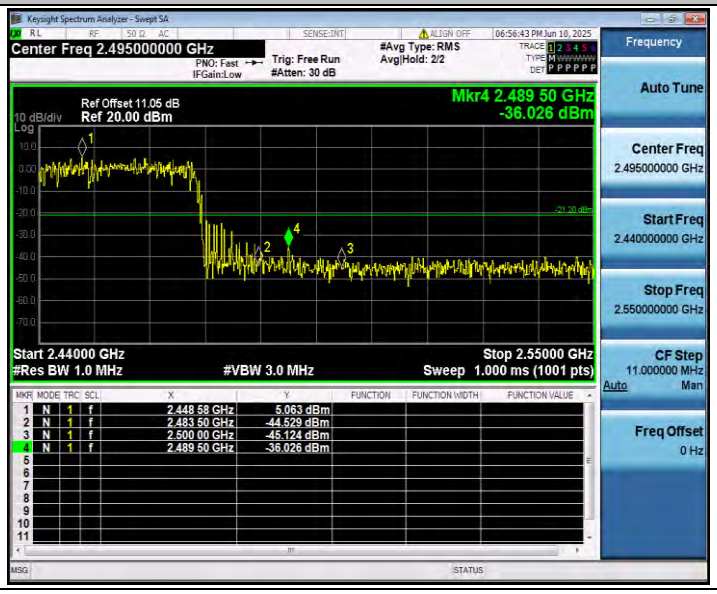
11AX40SISO_Ant1_High_2452_Peak