Appendix D.6: Band edge measurements

Test Result B1

TestMode	Antenna	ChName	Freq(MHz)	Result[dBm]	Limit[dBm]	Verdict
11A	Ant1	Low	5180	-31.34	≤-27	PASS
		High	5240	-36.26	≤-27	PASS
11N20SISO	Ant1	Low	5180	-30.21	≤-27	PASS
		High	5240	-36.82	≤-27	PASS
11N40SISO	Ant1	Low	5190	-27.8	≤-27	PASS
		High	5230	-36.91	≤-27	PASS
11AC20SISO	Ant1	Low	5180	-31.66	≤-27	PASS
		High	5240	-37.43	≤-27	PASS
11AC40SISO	Ant1	Low	5190	-32.07	≤-27	PASS
		High	5230	-37.02	≤-27	PASS
11AX20SISO	Ant1	Low	5180	-29.13	≤-27	PASS
		High	5240	-36.57	≤-27	PASS
11AX40SISO	Ant1	Low	5190	-33.03	≤-27	PASS
		High	5230	-37.7	≤-27	PASS

Test Graphs B1

11A_Ant1_Low_5180

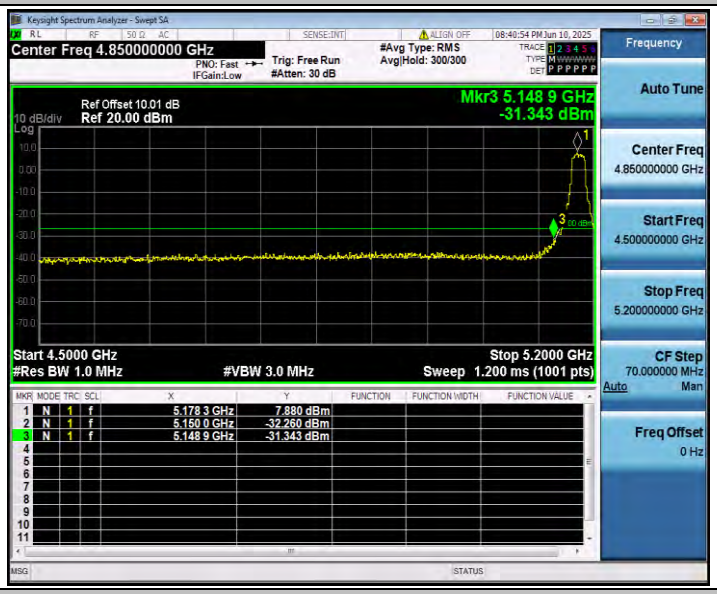

11A_Ant1_High_5240

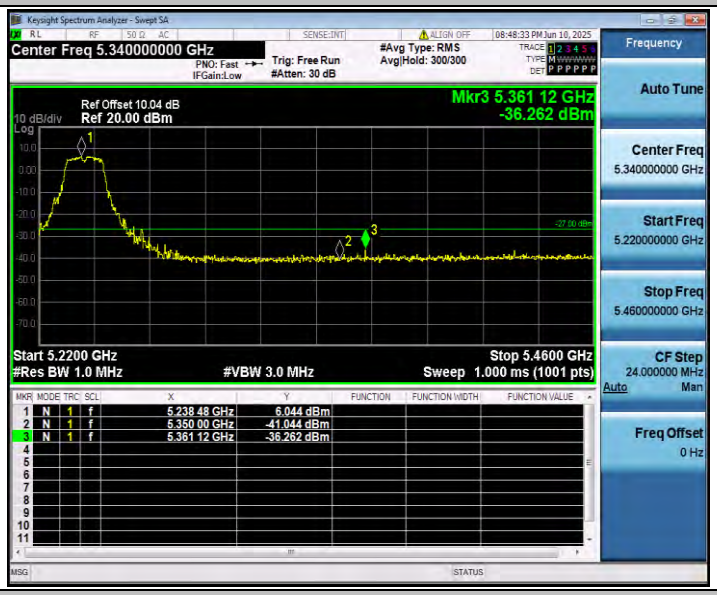

11N20SISO_Ant1_Low_5180

11N20SISO_Ant1_High_5240

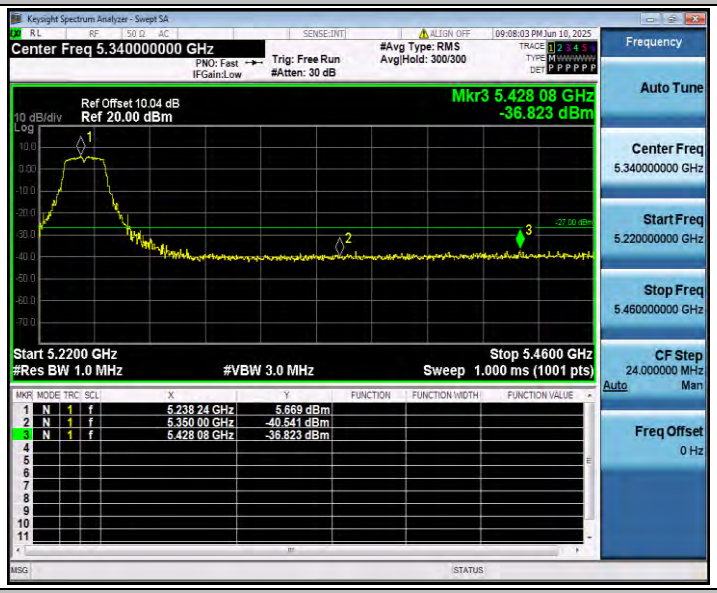

11N40SISO_Ant1_Low_5190

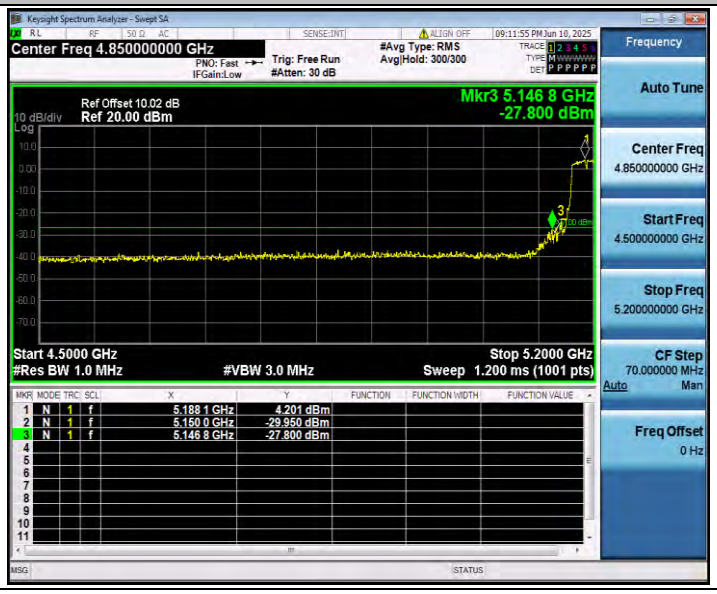

11N40SISO_Ant1_High_5230

11AC20SISO_Ant1_Low_5180

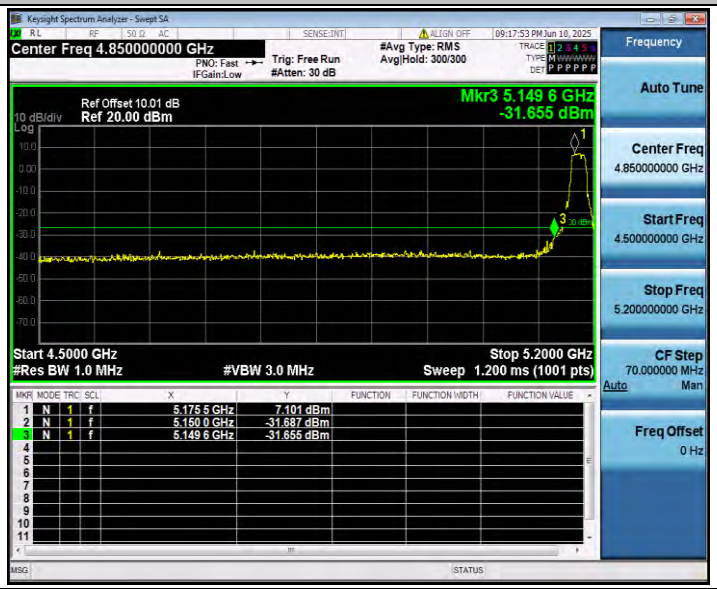

11AC20SISO_Ant1_High_5240

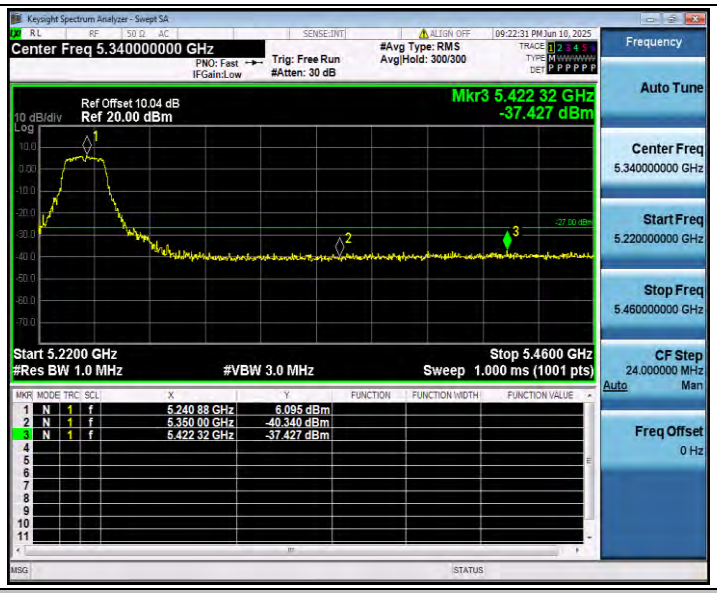

11AC40SISO_Ant1_Low_5190

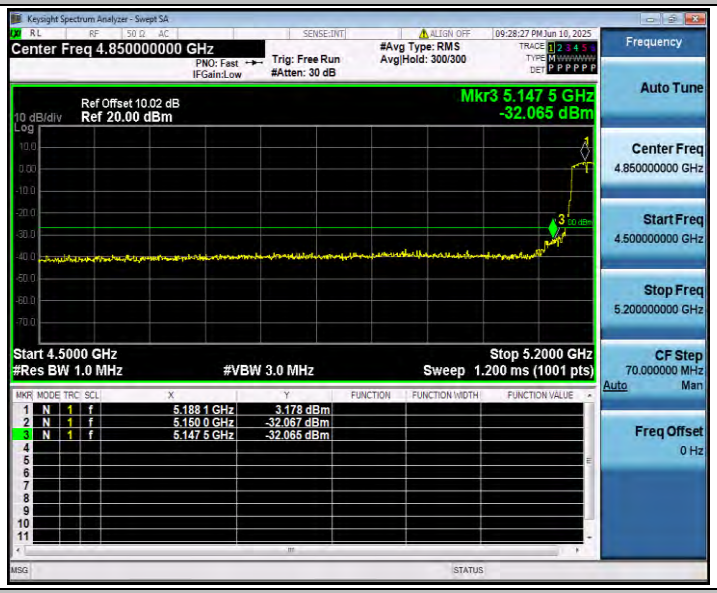

11AC40SISO_Ant1_High_5230

11AX20SISO_Ant1_Low_5180

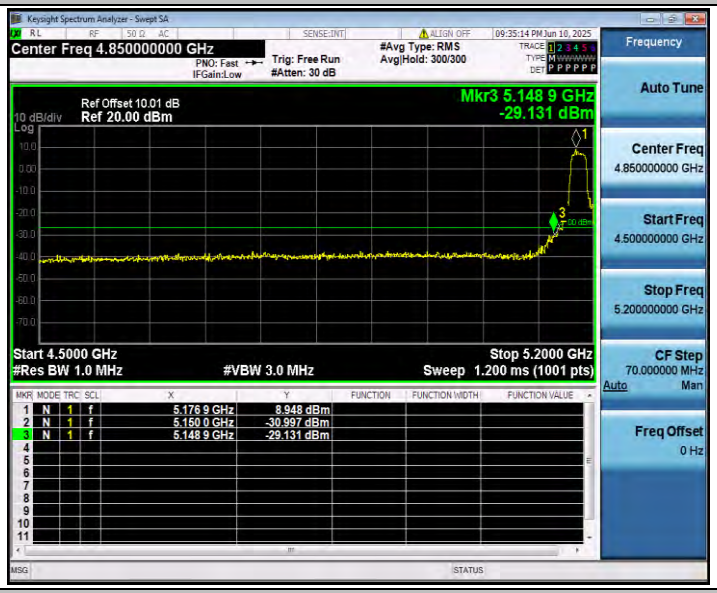

11AX20SISO_Ant1_High_5240

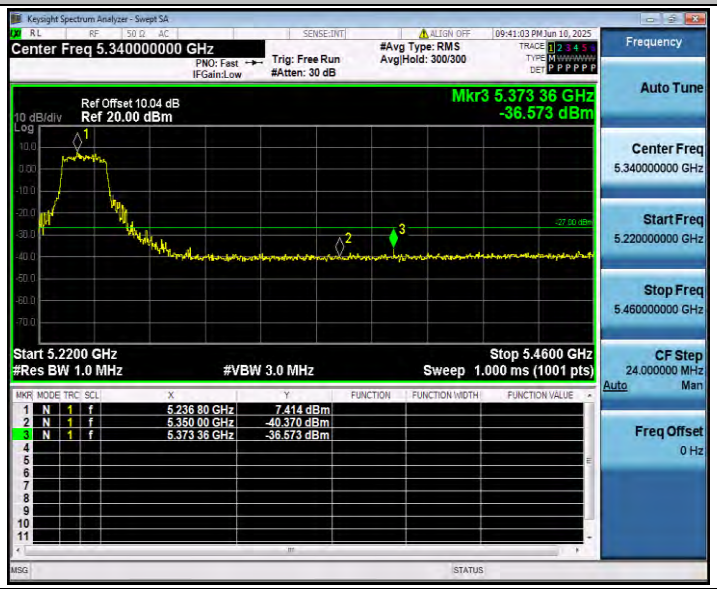

11AX40SISO_Ant1_Low_5190

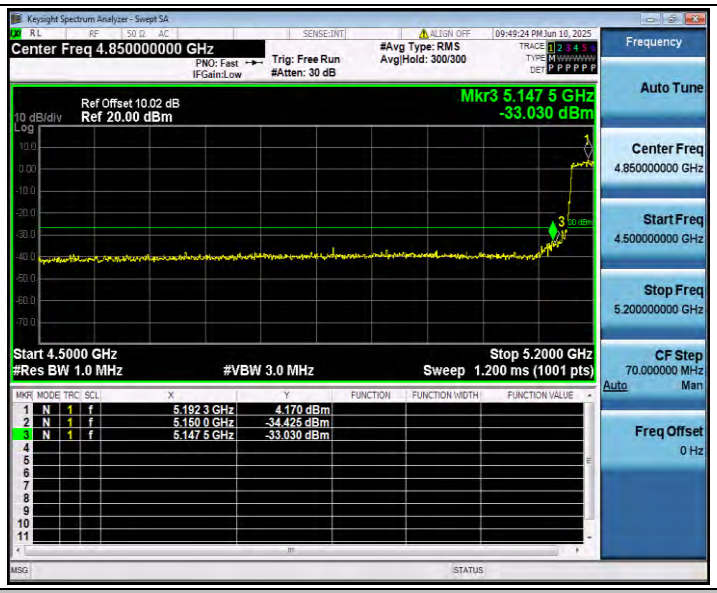

11AX40SISO_Ant1_High_5230

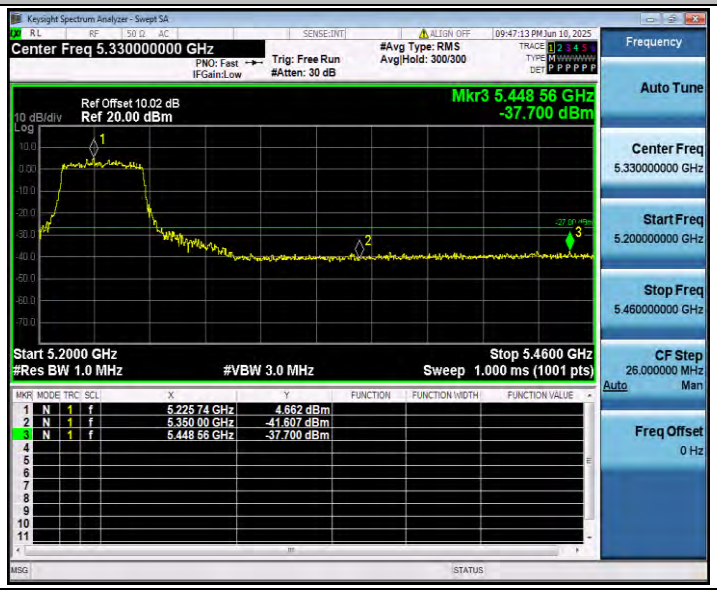

Appendix D.7: Conducted Spurious Emission

Test Result

TestMode	Antenna	Freq(MHz)	FreqRange [MHz]	Max. Fre [MHz]	Max. Level [dBm]	Limit [dBm]	Verdict
11A	Ant1	5180	30~5140	5134.04	-39.95	≤-27	PASS
			5360~27000	24234.41	-37.07	≤-27	PASS
		5200	30~5140	2613.62	-45.83	≤-27	PASS
			5360~27000	26849.96	-37.18	≤-27	PASS
		5240	30~5140	3130.58	-46.02	≤-27	PASS
			5360~27000	24200.51	-36.94	≤-27	PASS
11N20SISO	Ant1	5180	30~5140	5127.4	-36.69	≤-27	PASS
			5360~27000	23593.86	-36.39	≤-27	PASS
		5200	30~5140	2679.88	-46.68	≤-27	PASS
			5360~27000	26784.32	-37.1	≤-27	PASS
		5240	30~5140	4954	-45.52	≤-27	PASS
			5360~27000	25193.06	-37.33	≤-27	PASS
11N40SISO	Ant1	5190	30~5140	5129.27	-35.24	≤-27	PASS
			5360~27000	24139.91	-36.84	≤-27	PASS
		5230	30~5140	4184.77	-42.79	≤-27	PASS
			5360~27000	26443.85	-36.96	≤-27	PASS
11AC20SISO	Ant1	5180	30~5140	5133.19	-39	≤-27	PASS
			5360~27000	24188.24	-37.02	≤-27	PASS
		5200	30~5140	4159.9	-39.5	≤-27	PASS
			5360~27000	23562.13	-37.04	≤-27	PASS
		5240	30~5140	4192.27	-41.22	≤-27	PASS
			5360~27000	25554.45	-37.36	≤-27	PASS
11AC40SISO	Ant1	5190	30~5140	5139.66	-35.96	≤-27	PASS
			5360~27000	24170.93	-37.05	≤-27	PASS
		5230	30~5140	5139.49	-45.76	≤-27	PASS
			5360~27000	24231.52	-36.34	≤-27	PASS
11AX20SISO	Ant1	5180	30~5140	5135.91	-33.86	≤-27	PASS
			5360~27000	25265.91	-36.17	≤-27	PASS
		5200	30~5140	5139.32	-45.4	≤-27	PASS
			5360~27000	26870.16	-37.18	≤-27	PASS
		5240	30~5140	2519.59	-44.79	≤-27	PASS
			5360~27000	24227.19	-37.08	≤-27	PASS
11AX40SISO	Ant1	5190	30~5140	5132.68	-32.86	≤-27	PASS
			5360~27000	24236.57	-36.93	≤-27	PASS
		5230	30~5140	5108.66	-46.1	≤-27	PASS
			5360~27000	24294.28	-37.12	≤-27	PASS

Test Graphs

11A_Ant1_5180_30~5140

11A_Ant1_5180_5360~27000

11A_Ant1_5200_30~5140

11A_Ant1_5200_5360~27000

11A_Ant1_5240_30~5140

11A_Ant1_5240_5360~27000

11N20SISO_Ant1_5180_30~5140

11N20SISO_Ant1_5180_5360~27000

11N20SISO_Ant1_5200_30~5140

11N20SISO_Ant1_5200_5360~27000

11N20SISO_Ant1_5240_30~5140

11N20SISO_Ant1_5240_5360~27000

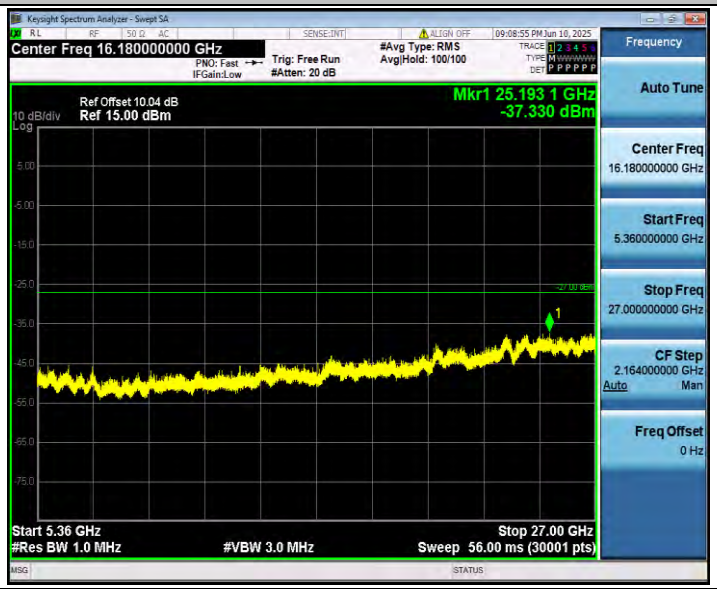

11N40SISO_Ant1_5190_30~5140

11N40SISO_Ant1_5190_5360~27000

11N40SISO_Ant1_5230_30~5140

11N40SISO_Ant1_5230_5360~27000

11AC20SISO_Ant1_5180_30~5140

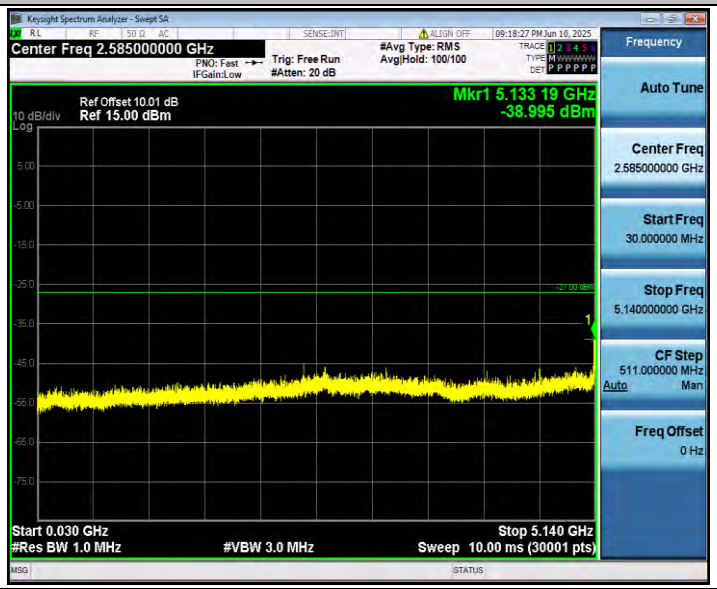

11AC20SISO_Ant1_5180_5360~27000

11AC20SISO_Ant1_5200_30~5140

11AC20SISO_Ant1_5200_5360~27000

11AC20SISO_Ant1_5240_30~5140

11AC20SISO_Ant1_5240_5360~27000

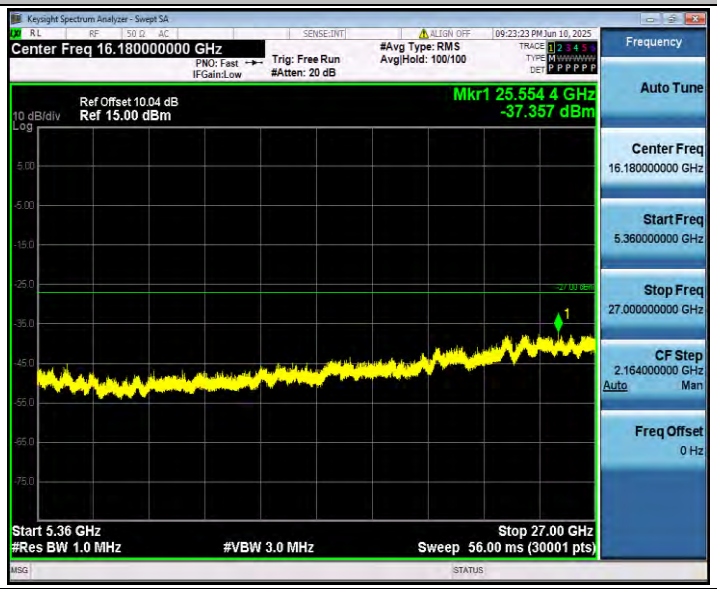

11AC40SISO_Ant1_5190_30~5140

11AC40SISO_Ant1_5190_5360~27000

11AC40SISO_Ant1_5230_30~5140

11AC40SISO_Ant1_5230_5360~27000

11AX20SISO_Ant1_5180_30~5140

11AX20SISO_Ant1_5180_5360~27000

11AX20SISO_Ant1_5200_30~5140

11AX20SISO_Ant1_5200_5360~27000

11AX20SISO_Ant1_5240_30~5140

11AX20SISO_Ant1_5240_5360~27000

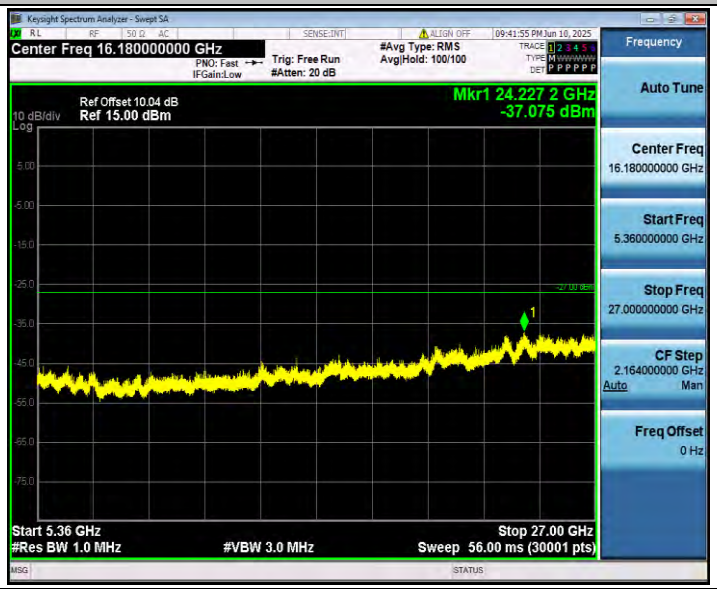

11AX40SISO_Ant1_5190_30~5140

11AX40SISO_Ant1_5190_5360~27000

11AX40SISO_Ant1_5230_30~5140

11AX40SISO_Ant1_5230_5360~27000

Appendix D.8: Emissions in Restricted Bands

Test Result

TestMode	Antenna	ChName	Freq(MHz)	Detector	Freq [MHz]	Result [dBm]	Limit [dBm]	Result [dBuV/m]	Limit [dBuV/m]	Verdict
11A	Ant1	Low	5180	AV	4500.000	-47.47	≤-41.20	47.73	≤54	PASS
				AV	5149.600	-43.75	≤-41.20	51.45	≤54	PASS
				AV	5150.000	-43.57	≤-41.20	51.63	≤54	PASS
				Peak	4500.000	-40.46	≤-21.20	54.74	≤74	PASS
				Peak	5149.600	-29.5	≤-21.20	65.70	≤74	PASS
				Peak	5150.000	-29.37	≤-21.20	65.83	≤74	PASS
		High	5240	AV	5350.000	-46.61	≤-41.20	48.59	≤54	PASS
				AV	5443.200	-45.41	≤-41.20	49.79	≤54	PASS
				AV	5460.000	-45.62	≤-41.20	49.58	≤54	PASS
				Peak	5350.000	-38.14	≤-21.20	57.06	≤74	PASS
				Peak	5422.080	-35.09	≤-21.20	60.11	≤74	PASS
				Peak	5460.000	-39.05	≤-21.20	56.15	≤74	PASS
11N20SISO	Ant1	Low	5180	AV	4500.000	-47.57	≤-41.20	47.63	≤54	PASS
				AV	5148.900	-43.56	≤-41.20	51.64	≤54	PASS
				AV	5150.000	-43.27	≤-41.20	51.93	≤54	PASS
				Peak	4500.000	-41.48	≤-21.20	53.72	≤74	PASS
				Peak	5148.200	-32.14	≤-21.20	63.06	≤74	PASS
				Peak	5150.000	-31.53	≤-21.20	63.67	≤74	PASS
		High	5240	AV	5350.000	-46.58	≤-41.20	48.62	≤54	PASS
				AV	5451.360	-45.36	≤-41.20	49.84	≤54	PASS
				AV	5460.000	-45.69	≤-41.20	49.51	≤54	PASS
				Peak	5350.000	-39.68	≤-21.20	55.52	≤74	PASS
				Peak	5421.360	-35.44	≤-21.20	59.76	≤74	PASS
				Peak	5460.000	-39.1	≤-21.20	56.10	≤74	PASS
11N40SISO	Ant1	Low	5190	AV	4500.000	-47.47	≤-41.20	47.73	≤54	PASS
				AV	5146.800	-41.47	≤-41.20	53.73	≤54	PASS
				AV	5150.000	-41.95	≤-41.20	53.25	≤54	PASS
				Peak	4500.000	-42.05	≤-21.20	53.15	≤74	PASS
				Peak	5148.200	-27.42	≤-21.20	67.78	≤74	PASS
				Peak	5150.000	-27.61	≤-21.20	67.59	≤74	PASS
		High	5230	AV	5350.000	-46.57	≤-41.20	48.63	≤54	PASS
				AV	5455.840	-45.08	≤-41.20	50.12	≤54	PASS
				AV	5460.000	-45.52	≤-41.20	49.68	≤54	PASS
				Peak	5350.000	-37.92	≤-21.20	57.28	≤74	PASS
				Peak	5446.740	-35.45	≤-21.20	59.75	≤74	PASS
				Peak	5460.000	-38.41	≤-21.20	56.79	≤74	PASS

11AC20SISO	Ant1	Low	5180	AV	4500.000	-47.74	≤-41.20	47.46	≤54	PASS
				AV	5148.900	-44.34	≤-41.20	50.86	≤54	PASS
				AV	5150.000	-44.28	≤-41.20	50.92	≤54	PASS
				Peak	4500.000	-40.6	≤-21.20	54.60	≤74	PASS
				Peak	5149.600	-28.88	≤-21.20	66.32	≤74	PASS
				Peak	5150.000	-34.95	≤-21.20	60.25	≤74	PASS
		High	5240	AV	5350.000	-46.57	≤-41.20	48.63	≤54	PASS
				AV	5456.880	-45.4	≤-41.20	49.80	≤54	PASS
				AV	5460.000	-45.64	≤-41.20	49.56	≤54	PASS
				Peak	5350.000	-37.7	≤-21.20	57.50	≤74	PASS
				Peak	5430.960	-35.27	≤-21.20	59.93	≤74	PASS
				Peak	5460.000	-38.64	≤-21.20	56.56	≤74	PASS
11AC40SISO	Ant1	Low	5190	AV	4500.000	-47.6	≤-41.20	47.60	≤54	PASS
				AV	5149.600	-43.93	≤-41.20	51.27	≤54	PASS
				AV	5150.000	-44.14	≤-41.20	51.06	≤54	PASS
				Peak	4500.000	-38.68	≤-21.20	56.52	≤74	PASS
				Peak	5149.600	-27.98	≤-21.20	67.22	≤74	PASS
				Peak	5150.000	-31.71	≤-21.20	63.49	≤74	PASS
		High	5230	AV	5350.000	-46.81	≤-41.20	48.39	≤54	PASS
				AV	5427.500	-45.28	≤-41.20	49.92	≤54	PASS
				AV	5460.000	-45.66	≤-41.20	49.54	≤54	PASS
				Peak	5350.000	-39.63	≤-21.20	55.57	≤74	PASS
				Peak	5450.380	-36.15	≤-21.20	59.05	≤74	PASS
				Peak	5460.000	-39.42	≤-21.20	55.78	≤74	PASS
11AX20SISO	Ant1	Low	5180	AV	4500.000	-47.83	≤-41.20	47.37	≤54	PASS
				AV	4942.400	-45.18	≤-41.20	50.02	≤54	PASS
				AV	5150.000	-46.5	≤-41.20	48.70	≤54	PASS
				Peak	4500.000	-38.79	≤-21.20	56.41	≤74	PASS
				Peak	5148.900	-29.97	≤-21.20	65.23	≤74	PASS
				Peak	5150.000	-28.23	≤-21.20	66.97	≤74	PASS
		High	5240	AV	5350.000	-46.61	≤-41.20	48.59	≤54	PASS
				AV	5457.840	-45.4	≤-41.20	49.80	≤54	PASS
				AV	5460.000	-45.75	≤-41.20	49.45	≤54	PASS
				Peak	5350.000	-37.98	≤-21.20	57.22	≤74	PASS
				Peak	5427.600	-35.85	≤-21.20	59.35	≤74	PASS
				Peak	5460.000	-38.31	≤-21.20	56.89	≤74	PASS
11AX40SISO	Ant1	Low	5190	AV	4500.000	-47.72	≤-41.20	47.48	≤54	PASS
				AV	4933.300	-44.88	≤-41.20	50.32	≤54	PASS
				AV	5150.000	-44.78	≤-41.20	50.42	≤54	PASS
				Peak	4500.000	-41.25	≤-21.20	53.95	≤74	PASS
				Peak	5147.500	-30.92	≤-21.20	64.28	≤74	PASS
				Peak	5150.000	-38.31	≤-21.20	56.89	≤74	PASS
		High	5230	AV	5350.000	-46.5	≤-41.20	48.70	≤54	PASS

				AV	5438.420	-45.1	≤-41.20	50.10	≤54	PASS
				AV	5460.000	-45.38	≤-41.20	49.82	≤54	PASS
				Peak	5350.000	-39.54	≤-21.20	55.66	≤74	PASS
				Peak	5446.740	-36.06	≤-21.20	59.14	≤74	PASS
				Peak	5460.000	-38.64	≤-21.20	56.56	≤74	PASS

Note：

1. The Antenna Gain is compensated in the graph.
2. The Duty Cycle Factor and RBW Factor is compensated in the graph.
3. For transmitters operating in 5150-5350 GHz band and 5470-5725 GHz band: The limit in dBm for average detector is conversion from 54dBuV/m, according to 15.209(a). The limit in dBm for peak detector is 20dB above the limit of average detector in dBm.

Test Graphs

11A_Ant1_Low_5180_AV

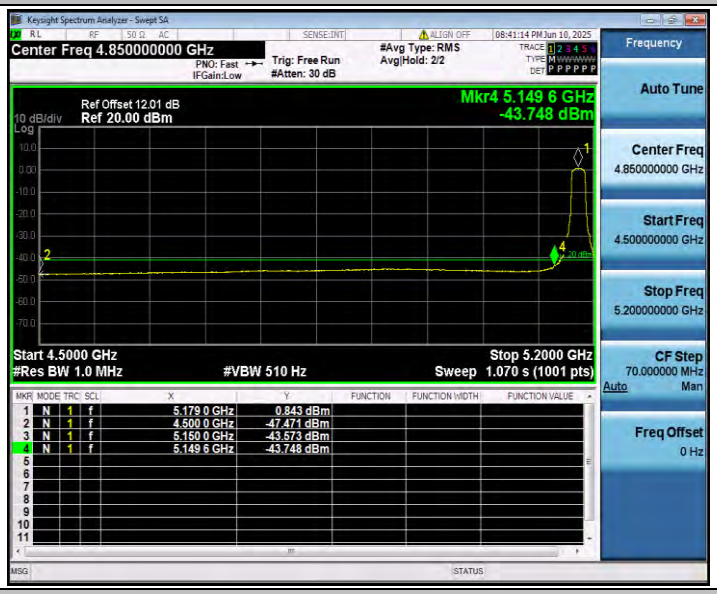

11A_Ant1_Low_5180_Peak

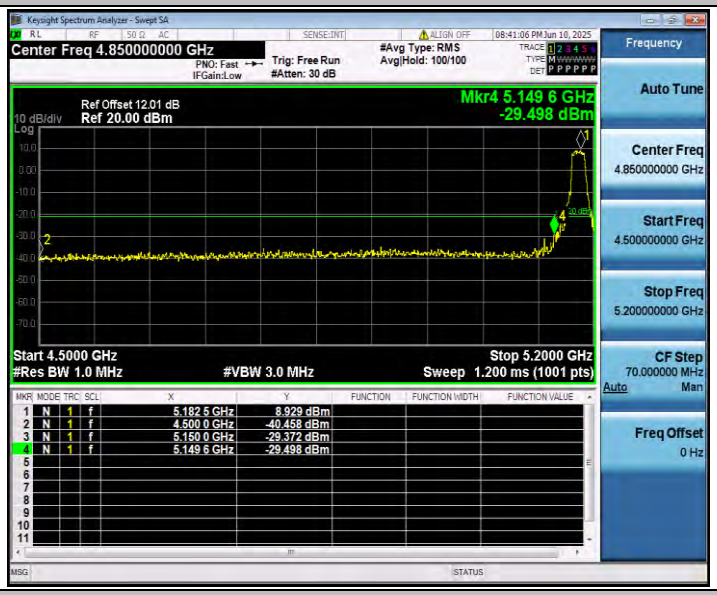

11A_Ant1_High_5240_AV

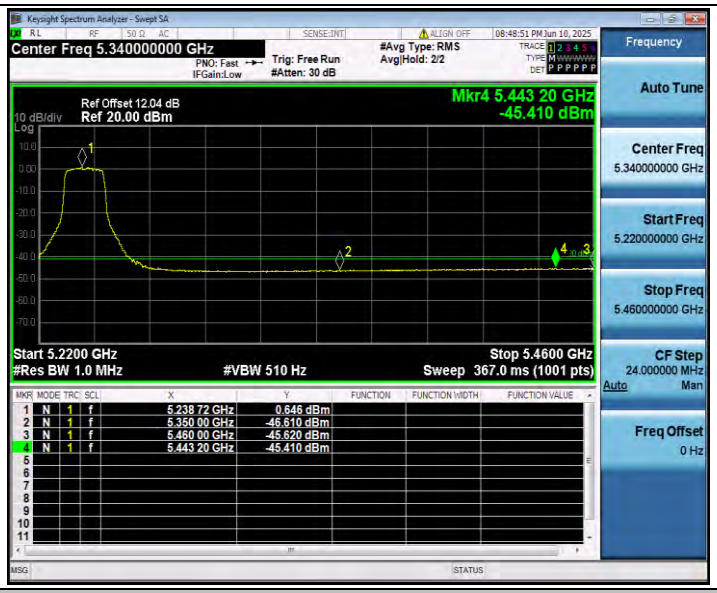

11A_Ant1_High_5240_Peak

11N20SISO_Ant1_Low_5180_AV

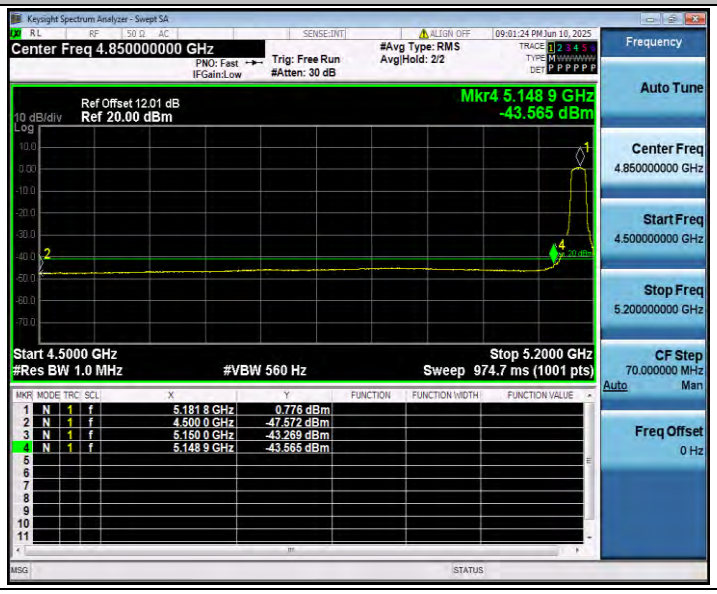

11N20SISO_Ant1_Low_5180_Peak

11N20SISO_Ant1_High_5240_AV

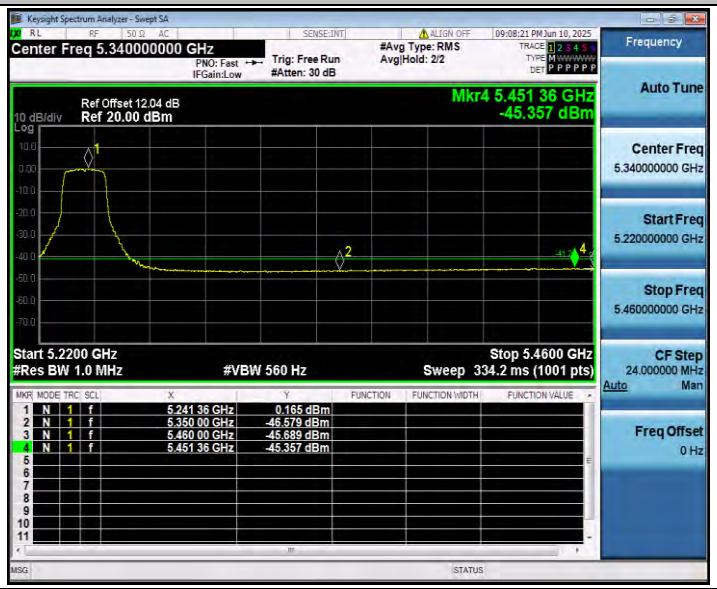

11N20SISO_Ant1_High_5240_Peak

11N40SISO_Ant1_Low_5190_AV

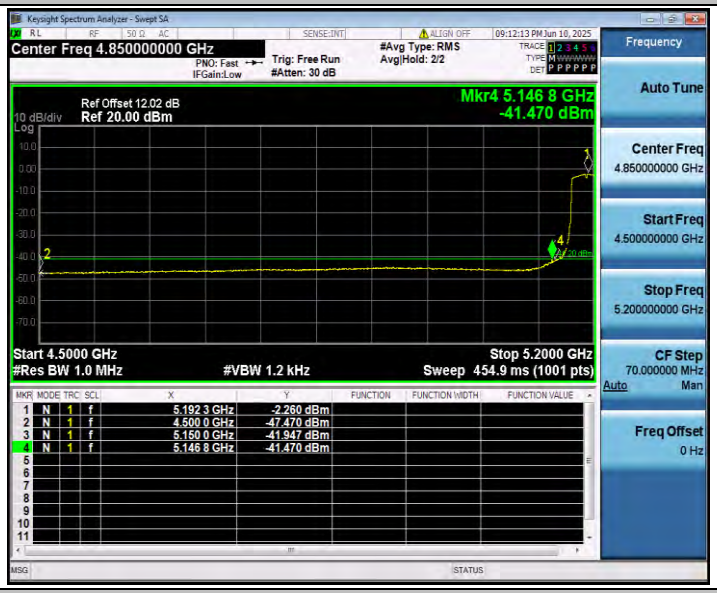

11N40SISO_Ant1_Low_5190_Peak

11N40SISO_Ant1_High_5230_AV

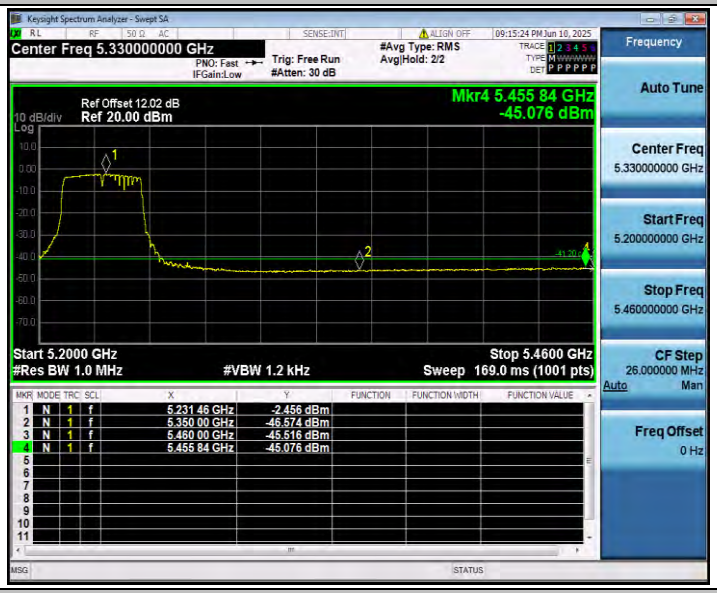

11N40SISO_Ant1_High_5230_Peak

11AC20SISO_Ant1_Low_5180_AV

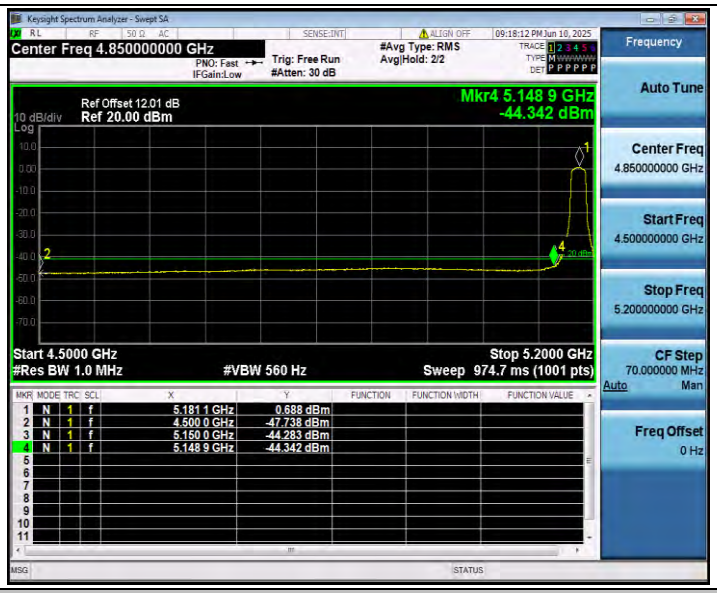

11AC20SISO_Ant1_Low_5180_Peak

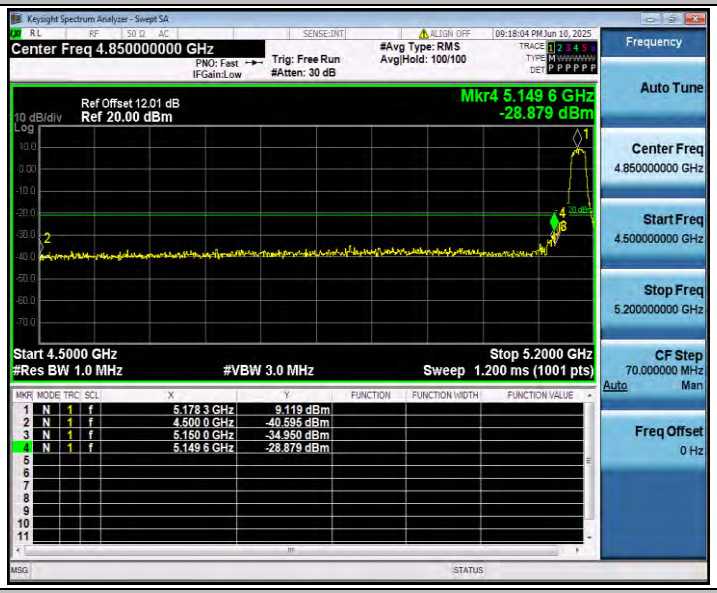

11AC20SISO_Ant1_High_5240_AV

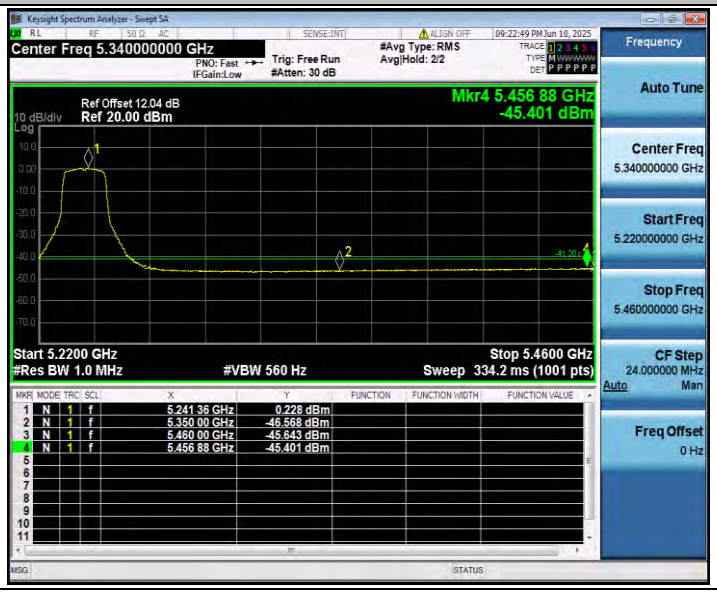

11AC20SISO_Ant1_High_5240_Peak

11AC40SISO_Ant1_Low_5190_AV

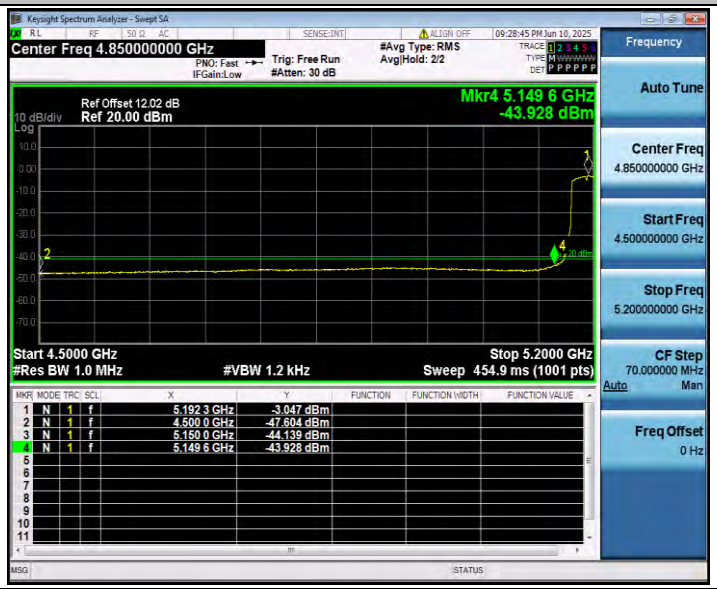

11AC40SISO_Ant1_Low_5190_Peak

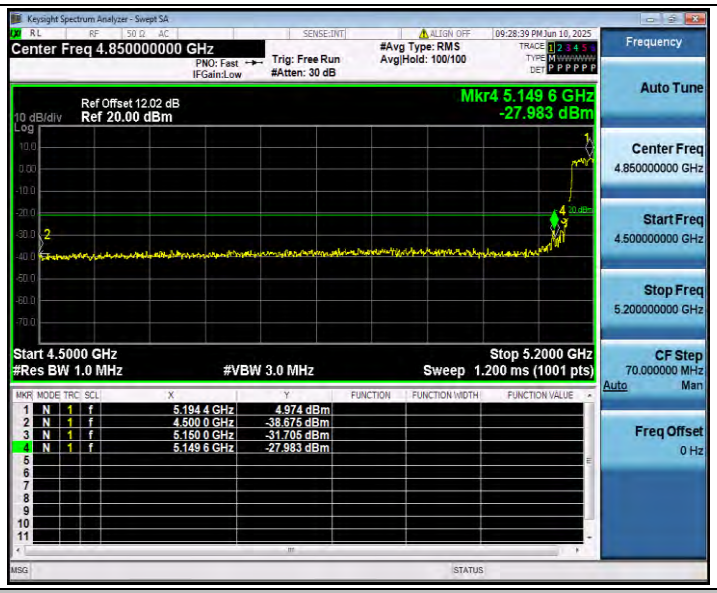

11AC40SISO_Ant1_High_5230_AV

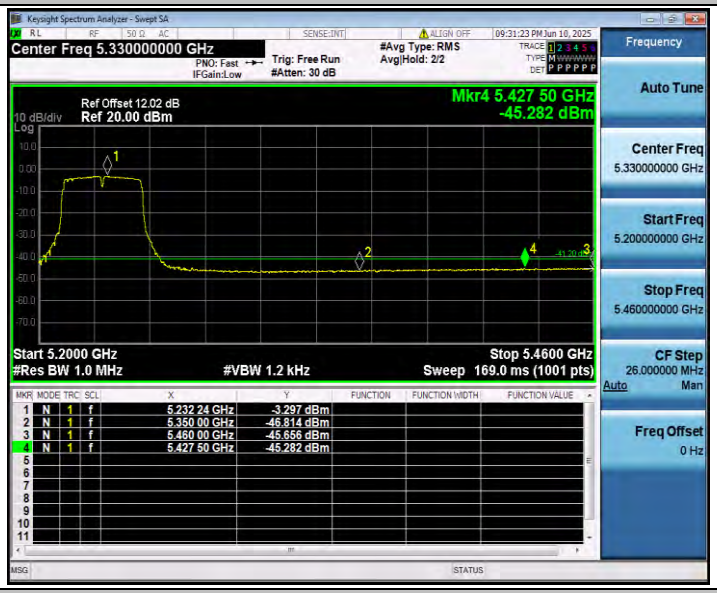

11AC40SISO_Ant1_High_5230_Peak

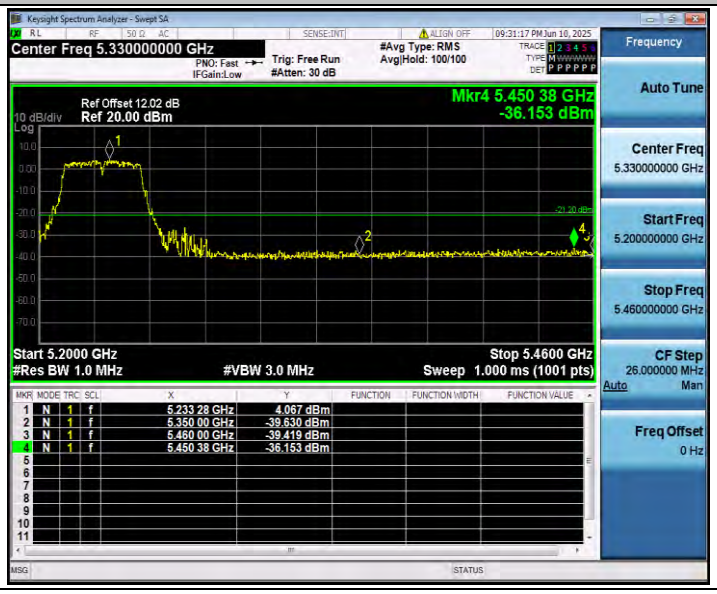

11AX20SISO_Ant1_Low_5180_AV

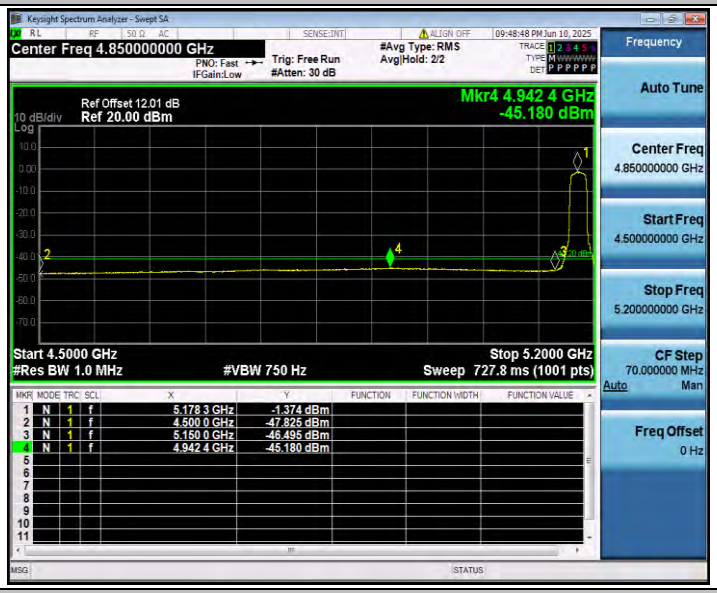

11AX20SISO_Ant1_Low_5180_Peak

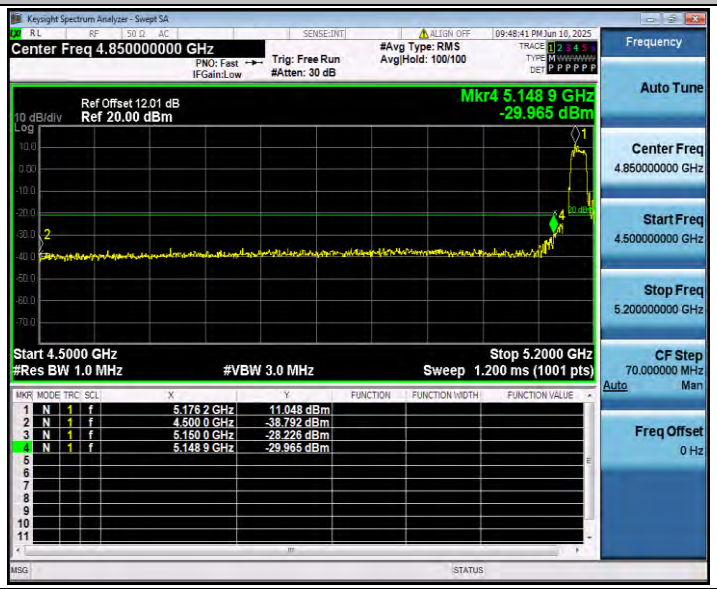

11AX20SISO_Ant1_High_5240_AV

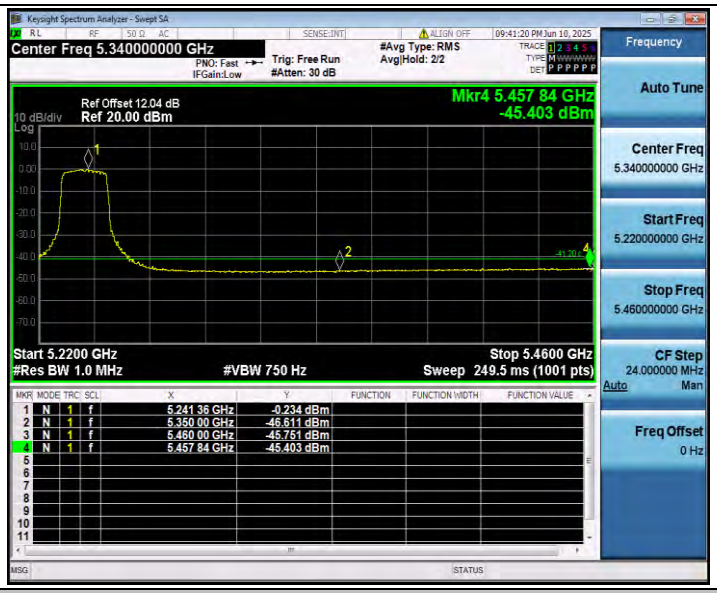

11AX20SISO_Ant1_High_5240_Peak

11AX40SISO_Ant1_Low_5190_AV

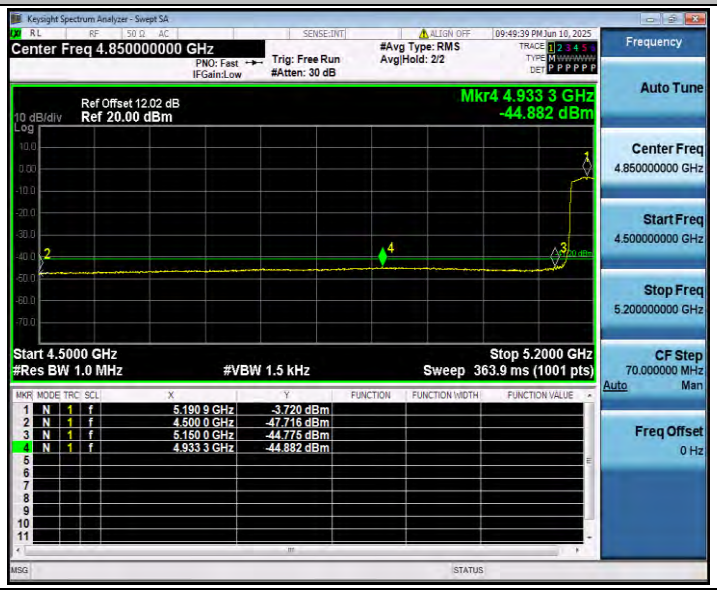

11AX40SISO_Ant1_Low_5190_Peak

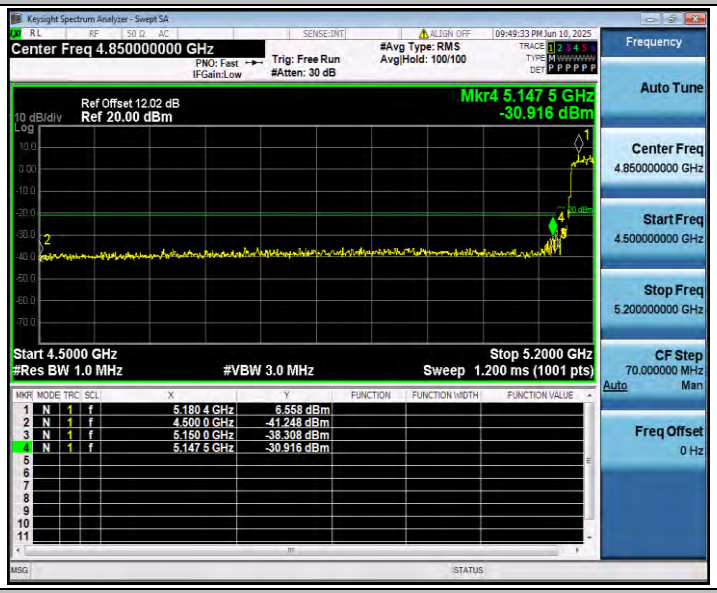

11AX40SISO_Ant1_High_5230_AV

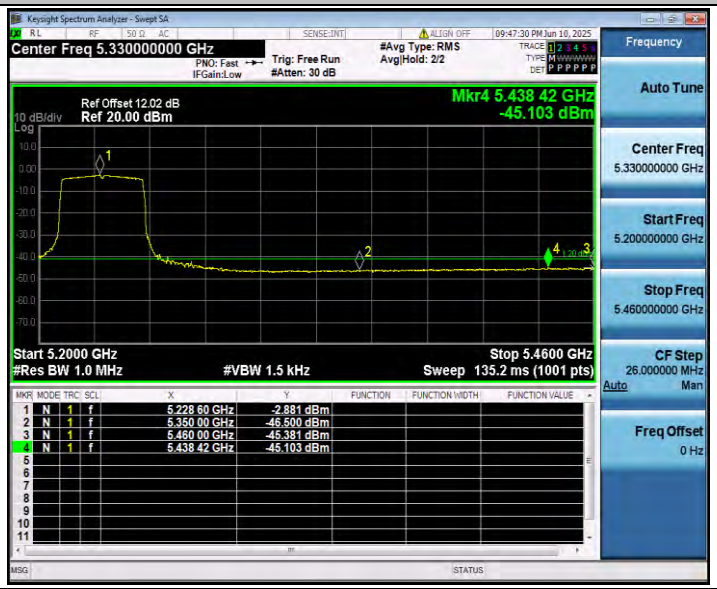

11AX40SISO_Ant1_High_5230_Peak

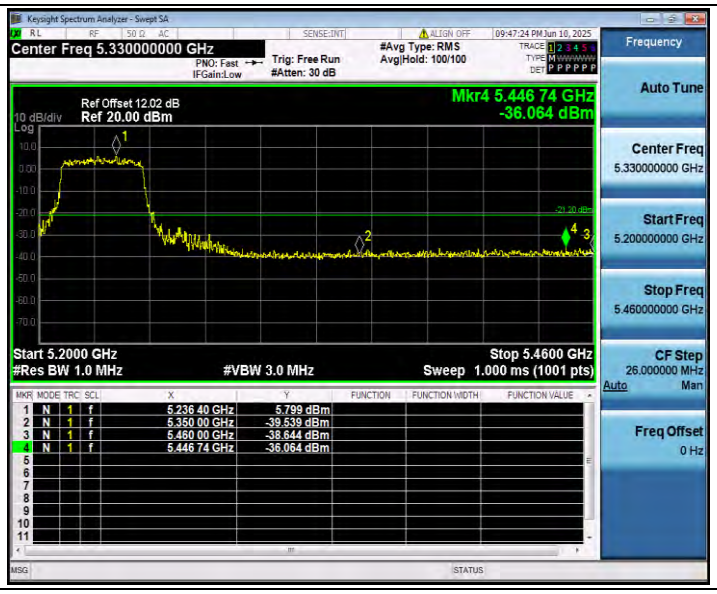
Keysight Spectrum Analyzer - Swept SA
Center Freq 5.330000000 GHz
PNO: Fast
IFGain:Low
Trig: Free Run
#Atten: 30 dB
#Avg Type: RMS
Avg|Hold: 100/100
Ref Offset 12.02 dB
10 dB/div
Ref 20.00 dBm
Log
Mkr4 5.446 74 GHz
-36.064 dBm
Start 5.2000 GHz
#Res BW 1.0 MHz
#VBW 3.0 MHz
Stop 5.4600 GHz
Sweep 1.000 ms (1001 pts)
1 N 1 f 5.236 40 GHz 5.799 dBm
2 N 1 f 5.350 00 GHz -39.539 dBm
3 N 1 f 5.460 00 GHz -38.644 dBm
4 N 1 f 5.446 74 GHz -36.064 dBm
Frequency
Auto Tune
Center Freq
5.330000000 GHz
Start Freq
5.200000000 GHz
Stop Freq
5.460000000 GHz
CF Step
26.000000 MHz
Auto
Man
Freq Offset
0 Hz