Appendix E.6: Band edge measurements

Test Result B4

TestMode	Antenna	ChName	Freq(MHz)	FreqRange [MHz]	Result [dBm]	Limit [dBm]	Verdict
11A	Ant1	Low	5745	5650~5700	-40.2	≤-26.79	PASS
				5700~5720	-28.59	≤14.24	PASS
				5720~5725	-25.8	≤15.82	PASS
				5760~5650	-39.73	≤-27	PASS
		High	5825	5850~5855	-32.69	≤17.57	PASS
				5855~5875	-33.02	≤15.35	PASS
				5875~5925	-39.41	≤-26.71	PASS
				5925~5935	-38.42	≤-27	PASS
11N20SISO	Ant1	Low	5745	5650~5700	-40.88	≤-26.87	PASS
				5700~5720	-26.9	≤15.50	PASS
				5720~5725	-26.99	≤17.13	PASS
				5760~5650	-39.53	≤-27	PASS
		High	5825	5850~5855	-28.19	≤19.42	PASS
				5855~5875	-33.94	≤14.33	PASS
				5875~5925	-38.23	≤-26.11	PASS
				5925~5935	-37.86	≤-27	PASS
11N40SISO	Ant1	Low	5755	5650~5700	-40.03	≤-26.50	PASS
				5700~5720	-29.49	≤13.20	PASS
				5720~5725	-29.31	≤17.28	PASS
				5780~5650	-40.01	≤-27	PASS
		High	5795	5850~5855	-36.39	≤17.54	PASS
				5855~5875	-38.67	≤10.29	PASS
				5875~5925	-39.38	≤-26.83	PASS
				5925~5935	-38.59	≤-27	PASS
11AC20SISO	Ant1	Low	5745	5650~5700	-40.5	≤-26.62	PASS
				5700~5720	-29.79	≤13.66	PASS
				5720~5725	-30.16	≤17.13	PASS
				5760~5650	-39.94	≤-27	PASS
		High	5825	5850~5855	-30.78	≤18.19	PASS
				5855~5875	-30.73	≤15.54	PASS
				5875~5925	-37.97	≤-26.51	PASS
				5925~5935	-38.26	≤-27	PASS
11AC40SISO	Ant1	Low	5755	5650~5700	-39.68	≤-26.20	PASS
				5700~5720	-28.27	≤12.18	PASS
				5720~5725	-30.14	≤15.74	PASS
				5780~5650	-39.93	≤-27	PASS

		High	5795	5850~5855	-37.57	≤16.03	PASS
				5855~5875	-39.79	≤10.02	PASS
				5875~5925	-39.41	≤-26.59	PASS
				5925~5935	-38.54	≤-27	PASS
11AX20SISO	Ant1	Low	5745	5650~5700	-39.02	≤-26.45	PASS
				5700~5720	-28.63	≤13.57	PASS
				5720~5725	-29.96	≤16.34	PASS
				5760~5650	-39.47	≤-27	PASS
		High	5825	5850~5855	-30.59	≤16.96	PASS
				5855~5875	-34.18	≤11.53	PASS
				5875~5925	-38.95	≤-26.71	PASS
				5925~5935	-38.03	≤-27	PASS
11AX40SISO	Ant1	Low	5755	5650~5700	-40.9	≤-26.80	PASS
				5700~5720	-30.24	≤10.82	PASS
				5720~5725	-25.1	≤17.58	PASS
				5780~5650	-39.61	≤-27	PASS
		High	5795	5850~5855	-35.46	≤16.41	PASS
				5855~5875	-38.25	≤10.76	PASS
				5875~5925	-38.39	≤-26.95	PASS
				5925~5935	-39.08	≤-27	PASS

Test Graphs B4

11A_Ant1_Low_5745

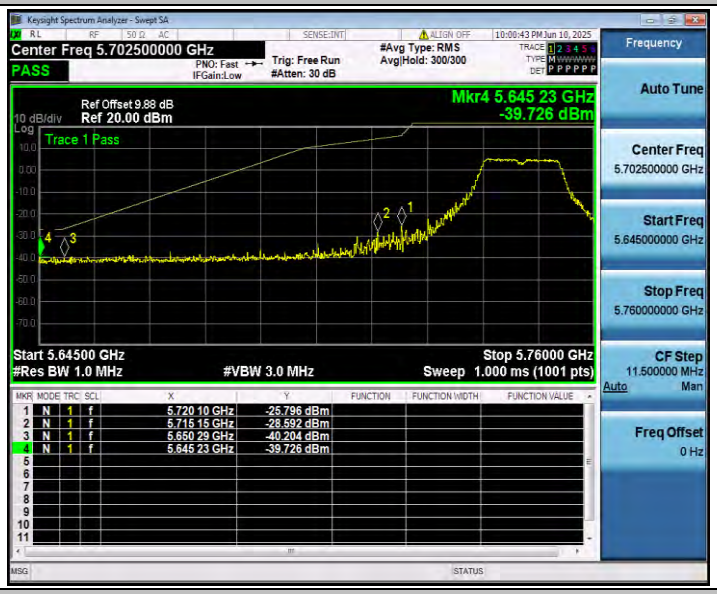

11A_Ant1_High_5825

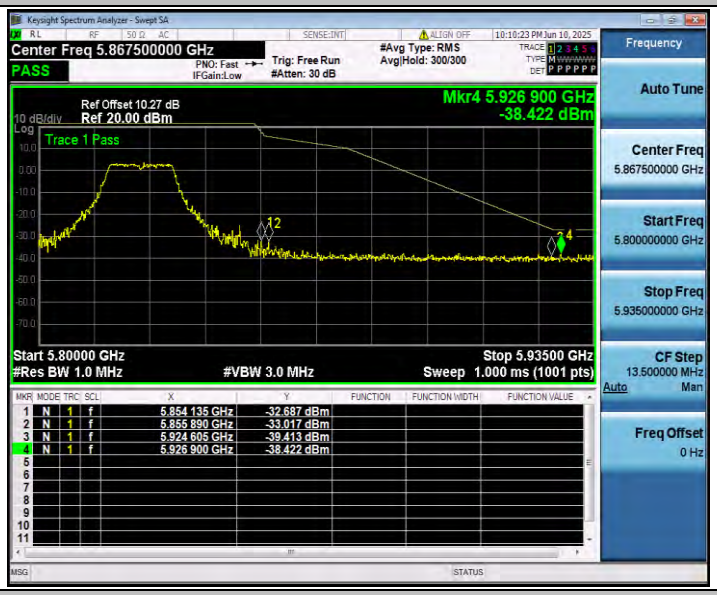

11N20SISO_Ant1_Low_5745

11N20SISO_Ant1_High_5825

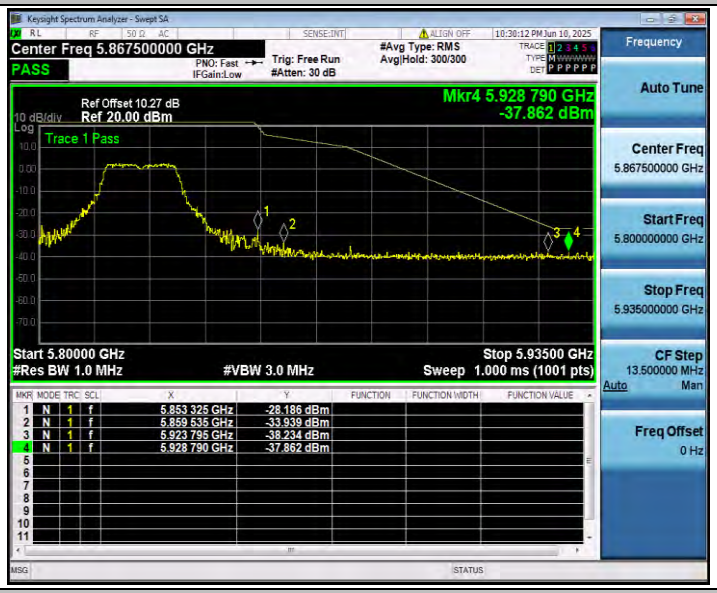

11N40SISO_Ant1_Low_5755

11N40SISO_Ant1_High_5795

11AC20SISO_Ant1_Low_5745

11AC20SISO_Ant1_High_5825

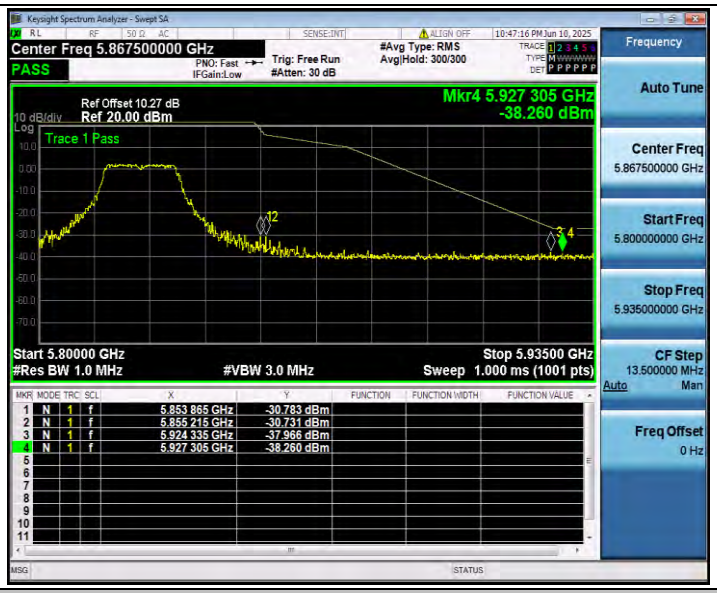

11AC40SISO_Ant1_Low_5755

11AC40SISO_Ant1_High_5795

11AX20SISO_Ant1_Low_5745

11AX20SISO_Ant1_High_5825

11AX40SISO_Ant1_Low_5755

11AX40SISO_Ant1_High_5795

Appendix E.7: Conducted Spurious Emission

Test Result

TestMode	Antenna	Freq(MHz)	FreqRange [MHz]	Max. Fre [MHz]	Max. Level [dBm]	Limit [dBm]	Verdict
11A	Ant1	5745	30~5650	5446.37	-40.41	≤-27	PASS
			5925~27000	24912.87	-32.06	≤-27	PASS
		5785	30~5650	4628.1	-38.66	≤-27	PASS
			5925~27000	24773.78	-30.75	≤-27	PASS
		5825	30~5650	4810.56	-32.67	≤-27	PASS
			5925~27000	26041.09	-32.01	≤-27	PASS
11N20SISO	Ant1	5745	30~5650	3478.81	-41.06	≤-27	PASS
			5925~27000	24319.26	-31.8	≤-27	PASS
		5785	30~5650	4777.96	-31.64	≤-27	PASS
			5925~27000	24284.14	-31.64	≤-27	PASS
		5825	30~5650	4628.1	-38.66	≤-27	PASS
			5925~27000	24230.04	-31.11	≤-27	PASS
11N40SISO	Ant1	5755	30~5650	3295.03	-41.28	≤-27	PASS
			5925~27000	24215.99	-31.45	≤-27	PASS
		5795	30~5650	5383.61	-39.8	≤-27	PASS
			5925~27000	25645.58	-30.8	≤-27	PASS
11AC20SISO	Ant1	5745	30~5650	4746.3	-31.72	≤-27	PASS
			5925~27000	23583.04	-31.51	≤-27	PASS
		5785	30~5650	5383.61	-39.8	≤-27	PASS
			5925~27000	25101.85	-31.13	≤-27	PASS
		5825	30~5650	5383.61	-39.8	≤-27	PASS
			5925~27000	26572.18	-31.03	≤-27	PASS
11AC40SISO	Ant1	5755	30~5650	5413.96	-39.97	≤-27	PASS
			5925~27000	24295.38	-32.08	≤-27	PASS
		5795	30~5650	2652.85	-40.09	≤-27	PASS
			5925~27000	24331.91	-31.23	≤-27	PASS
11AX20SISO	Ant1	5745	30~5650	5448.24	-39.58	≤-27	PASS
			5925~27000	26931.16	-32.12	≤-27	PASS
		5785	30~5650	4778.15	-33.28	≤-27	PASS
			5925~27000	23460.1	-31.7	≤-27	PASS
		5825	30~5650	4810.56	-31.36	≤-27	PASS
			5925~27000	24809.61	-30.89	≤-27	PASS
11AX40SISO	Ant1	5755	30~5650	4603.74	-38.69	≤-27	PASS
			5925~27000	24322.77	-31.42	≤-27	PASS
		5795	30~5650	3288.48	-39.41	≤-27	PASS
			5925~27000	24866.51	-31.35	≤-27	PASS

Test Graphs

11A_Ant1_5745_30~5650

11A_Ant1_5745_5925~27000

11A_Ant1_5785_30~5650

11A_Ant1_5785_5925~27000

11A_Ant1_5825_30~5650

11A_Ant1_5825_5925~27000

11N20SISO_Ant1_5745_30~5650

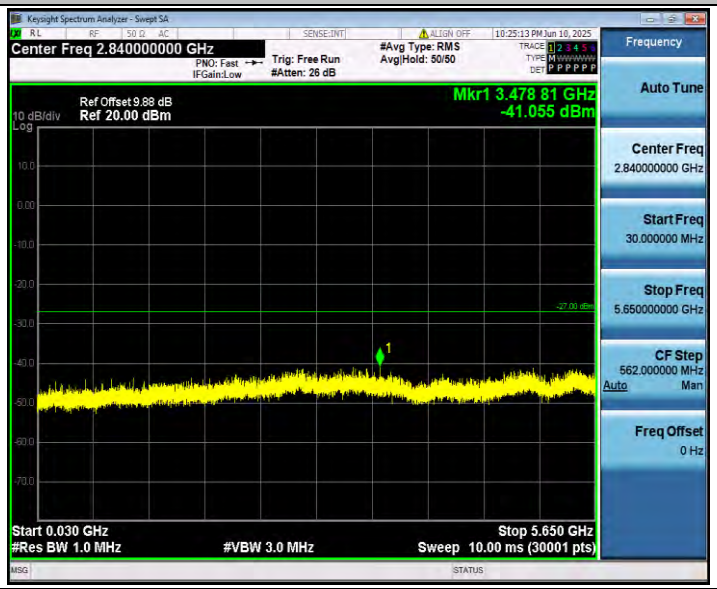

11N20SISO_Ant1_5745_5925~27000

11N20SISO_Ant1_5785_30~5650

11N20SISO_Ant1_5785_5925~27000

11N20SISO_Ant1_5825_30~5650

11N20SISO_Ant1_5825_5925~27000

11N40SISO_Ant1_5755_30~5650

11N40SISO_Ant1_5755_5925~27000

11N40SISO_Ant1_5795_30~5650

11N40SISO_Ant1_5795_5925~27000

11AC20SISO_Ant1_5745_30~5650

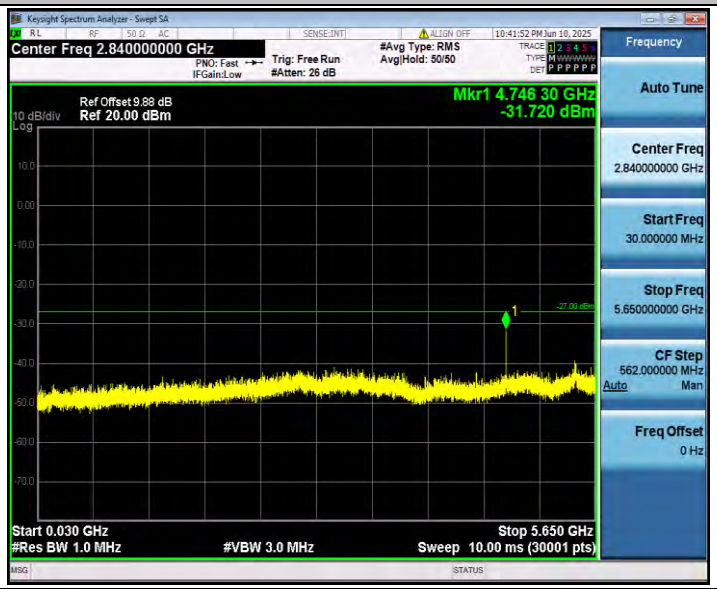

11AC20SISO_Ant1_5745_5925~27000

11AC20SISO_Ant1_5785_30~5650

11AC20SISO_Ant1_5785_5925~27000

11AC20SISO_Ant1_5825_30~5650

11AC20SISO_Ant1_5825_5925~27000

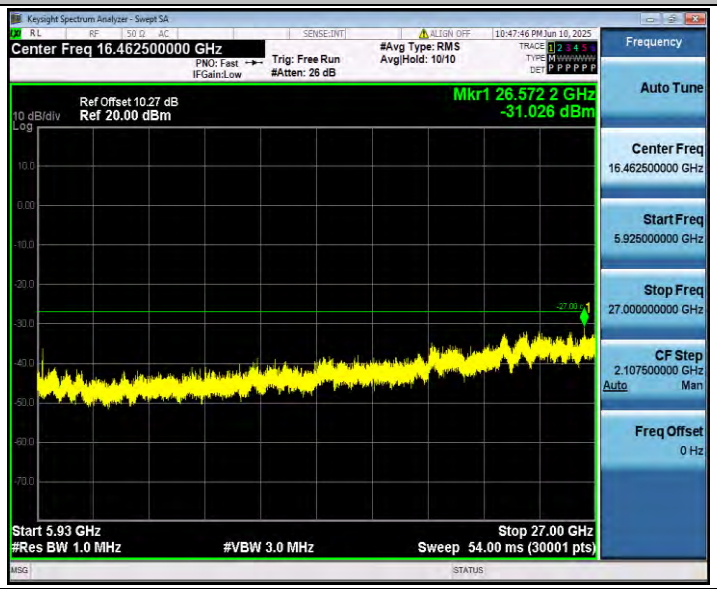

11AC40SISO_Ant1_5755_30~5650

11AC40SISO_Ant1_5755_5925~27000

11AC40SISO_Ant1_5795_30~5650

11AC40SISO_Ant1_5795_5925~27000

11AX20SISO_Ant1_5745_30~5650

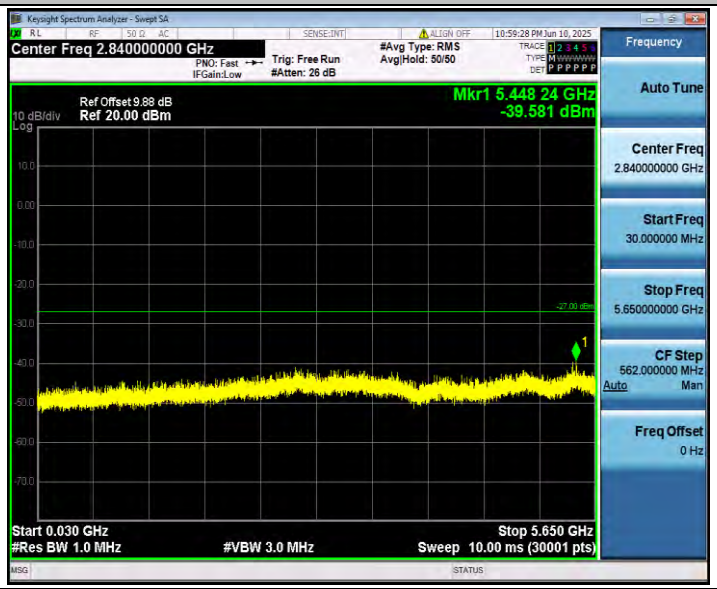

11AX20SISO_Ant1_5745_5925~27000

11AX20SISO_Ant1_5785_30~5650

11AX20SISO_Ant1_5785_5925~27000

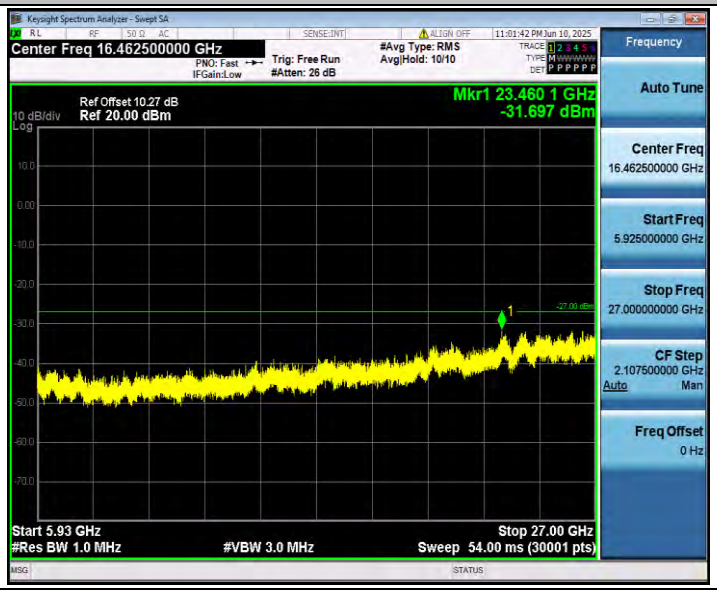

11AX20SISO_Ant1_5825_30~5650

11AX20SISO_Ant1_5825_5925~27000

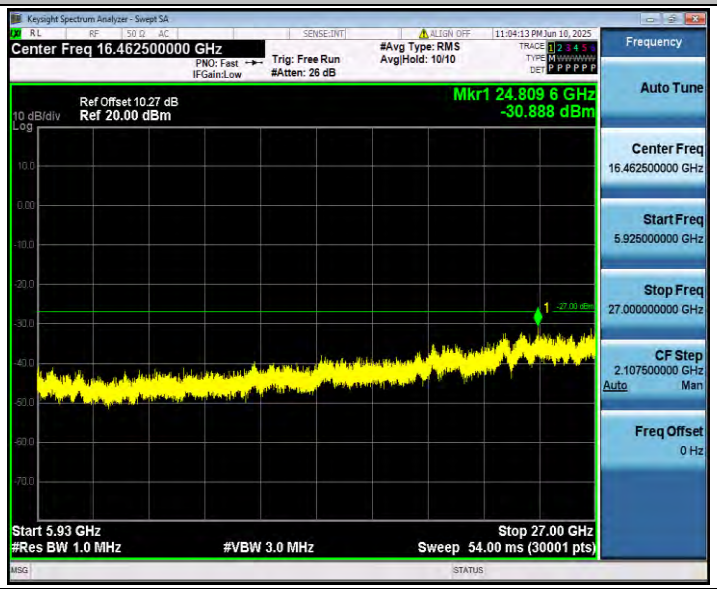

11AX40SISO_Ant1_5755_30~5650

11AX40SISO_Ant1_5755_5925~27000

11AX40SISO_Ant1_5795_30~5650

11AX40SISO_Ant1_5795_5925~27000

Appendix E.8: Emissions in Restricted Bands

Test Result

TestMode	Antenna	ChName	Freq(MHz)	Detector	Freq [MHz]	Result [dBm]	Limit [dBm]	Result [dBuV/m]	Limit [dBuV/m]	Verdict
11A	Ant1	Low	5745	Peak	5650.000	-40.511	≤-27.00	---	---	PASS
				Peak	5700.000	-38.95	≤10.00	---	---	PASS
				Peak	5720.000	-34.49	≤15.60	---	---	PASS
				Peak	5725.000	-31.79	≤27.00	- --	- --	PASS
		High	5825	Peak	5850.000	-32.838	≤27.00	---	---	PASS
				Peak	5855.000	-34.83	≤15.60	---	---	PASS
				Peak	5875.000	-35.16	≤10.00	---	---	PASS
				Peak	5925.000	-37.69	≤-27.00	- --	- --	PASS
11N20SISO	Ant1	Low	5745	Peak	5650.000	-37.689	≤-27.00	---	---	PASS
				Peak	5700.000	-37.25	≤10.00	---	---	PASS
				Peak	5720.000	-30.98	≤15.60	---	---	PASS
				Peak	5725.000	-26.96	≤27.00	- --	- --	PASS
		High	5825	Peak	5850.000	-32.138	≤27.00	---	---	PASS
				Peak	5855.000	-32.47	≤15.60	---	---	PASS
				Peak	5875.000	-37.35	≤10.00	---	---	PASS
				Peak	5925.000	-35.79	≤-27.00	- --	- --	PASS
11N40SISO	Ant1	Low	5755	Peak	5650.000	-39.298	≤-27.00	---	---	PASS
				Peak	5700.000	-31.91	≤10.00	---	---	PASS
				Peak	5720.000	-28.43	≤15.60	---	---	PASS
				Peak	5725.000	-30.59	≤27.00	- --	- --	PASS
		High	5795	Peak	5850.000	-35.659	≤27.00	---	---	PASS
				Peak	5855.000	-34.62	≤15.60	---	---	PASS
				Peak	5875.000	-37.44	≤10.00	---	---	PASS
				Peak	5925.000	-36.55	≤-27.00	- --	- --	PASS
11AC20SISO	Ant1	Low	5745	Peak	5650.000	-39.99	≤-27.00	---	---	PASS
				Peak	5700.000	-37.58	≤10.00	---	---	PASS
				Peak	5720.000	-30.32	≤15.60	---	---	PASS
				Peak	5725.000	-29.48	≤27.00	- --	- --	PASS
		High	5825	Peak	5850.000	-29.086	≤27.00	---	---	PASS
				Peak	5855.000	-35.4	≤15.60	---	---	PASS

				Peak	5875.000	-37.15	≤10.00	---	---	PASS
				Peak	5925.000	-37.25	≤-27.00	- --	- --	PASS
11AC40SISO	Ant1	Low	5755	Peak	5650.000	-40.139	≤-27.00	---	---	PASS
				Peak	5700.000	-38.04	≤10.00	---	---	PASS
				Peak	5720.000	-29.36	≤15.60	---	---	PASS
				Peak	5725.000	-27.29	≤27.00	- --	- --	PASS
		High	5795	Peak	5850.000	-32.571	≤27.00	---	---	PASS
				Peak	5855.000	-35.38	≤15.60	---	---	PASS
				Peak	5875.000	-36.18	≤10.00	---	---	PASS
				Peak	5925.000	-38.07	≤-27.00	- --	- --	PASS
11AX20SISO	Ant1	Low	5745	Peak	5650.000	-39.413	≤-27.00	---	---	PASS
				Peak	5700.000	-37.42	≤10.00	---	---	PASS
				Peak	5720.000	-35.61	≤15.60	---	---	PASS
				Peak	5725.000	-26.85	≤27.00	- --	- --	PASS
		High	5825	Peak	5850.000	-32.231	≤27.00	---	---	PASS
				Peak	5855.000	-30.36	≤15.60	---	---	PASS
				Peak	5875.000	-34.51	≤10.00	---	---	PASS
				Peak	5925.000	-37.53	≤-27.00	- --	- --	PASS
11AX40SISO	Ant1	Low	5755	Peak	5650.000	-39.157	≤-27.00	---	---	PASS
				Peak	5700.000	-34.53	≤10.00	---	---	PASS
				Peak	5720.000	-29.87	≤15.60	---	---	PASS
				Peak	5725.000	-28.06	≤27.00	- --	- --	PASS
		High	5795	Peak	5850.000	-32.601	≤27.00	---	---	PASS
				Peak	5855.000	-36.47	≤15.60	---	---	PASS
				Peak	5875.000	-34.64	≤10.00	---	---	PASS
				Peak	5925.000	-36.58	≤-27.00	- --	- --	PASS

Note：

1. The Antenna Gain is compensated in the graph.
2. The Duty Cycle Factor and RBW Factor is compensated in the graph.
3. For transmitters operating in 5150-5350 GHz band and 5470-5725 GHz band: The limit in dBm for average detector is conversion from 54dBuV/m, according to 15.209(a). The limit in dBm for peak detector is 20dB above the limit of average detector in dBm.

Test Graphs

11A_Ant1_Low_5745_Peak

11A_Ant1_High_5825_Peak

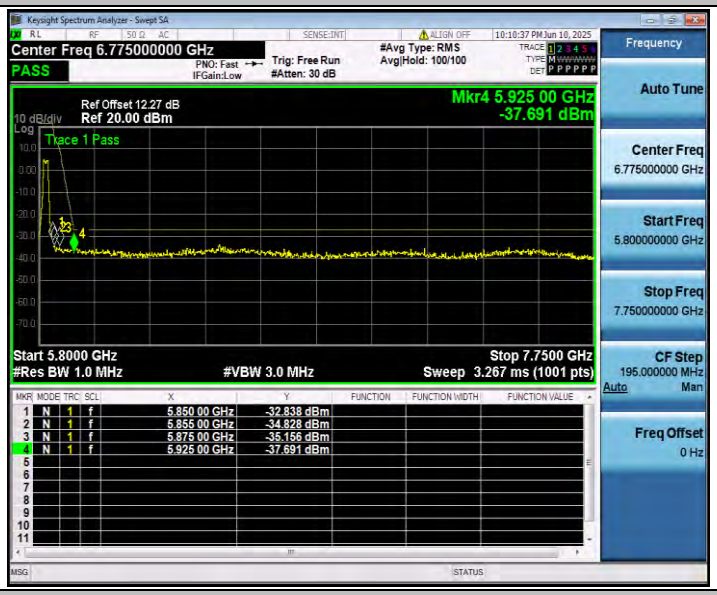

11N20SISO_Ant1_Low_5745_Peak

11N20SISO_Ant1_High_5825_Peak

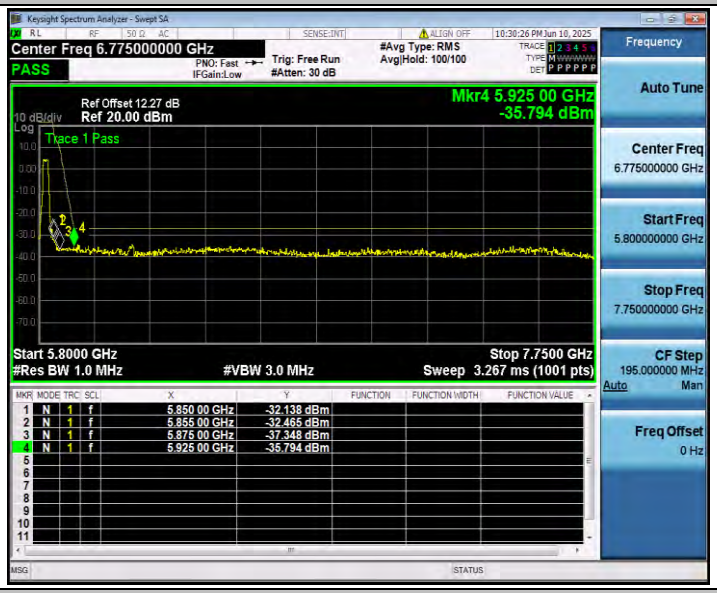

11N40SISO_Ant1_Low_5755_Peak

11N40SISO_Ant1_High_5795_Peak

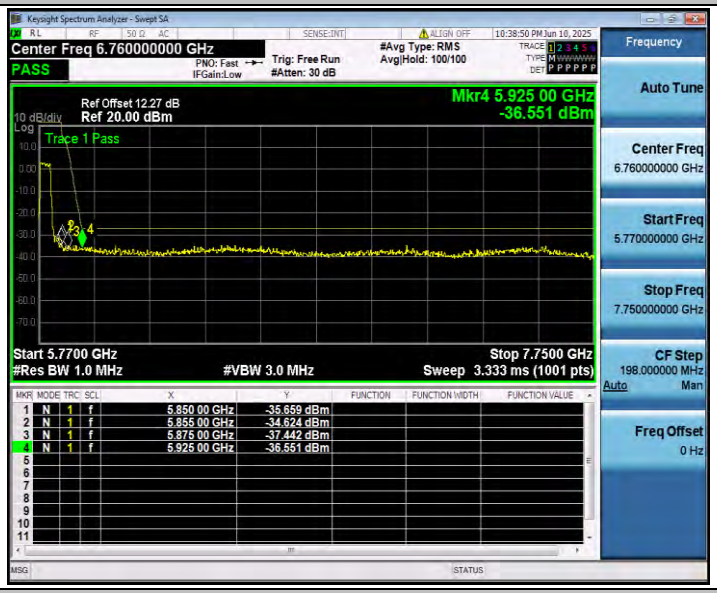

11AC20SISO_Ant1_Low_5745_Peak

11AC20SISO_Ant1_High_5825_Peak

11AC40SISO_Ant1_Low_5755_Peak

11AC40SISO_Ant1_High_5795_Peak

11AX20SISO_Ant1_Low_5745_Peak

11AX20SISO_Ant1_High_5825_Peak

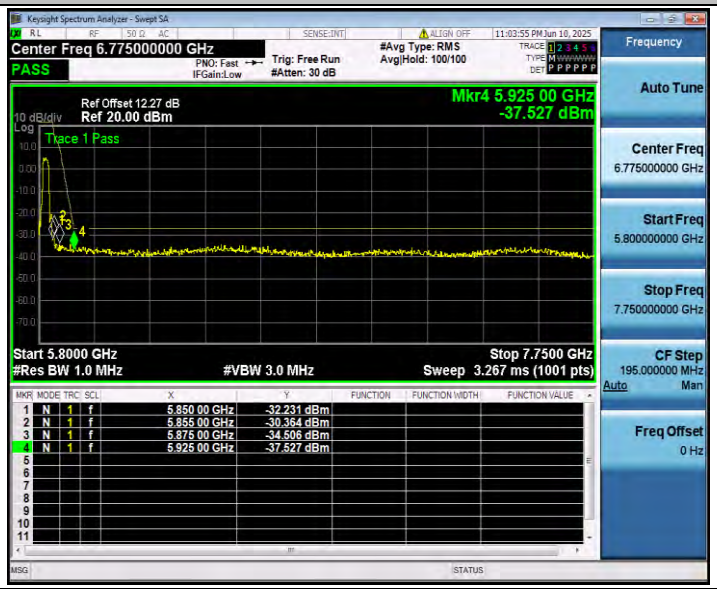

11AX40SISO_Ant1_Low_5755_Peak

11AX40SISO_Ant1_High_5795_Peak