Case No. : GTS20230417015-1-4	
Ambient Condition: 25 ℃, 50 %RH, Atmos100.1Kpa,	
Test Date: 2023.5.22	**Test Engineer:** Jenny zeng

Appendix C.1: Emission Bandwidth

Test Result

TestMode	Antenna	Frequency[MHz]	26db EBW [MHz]	FL[MHz]	FH[MHz]	Limit[MHz]	Verdict
11A	Ant1	5180	19.920	5170.120	5190.040	---	---
		5200	20.120	5189.880	5210.000	---	---
		5240	19.840	5230.040	5249.880	---	---
11N20SISO	Ant1	5180	23.160	5168.000	5191.160	---	---
		5200	21.600	5189.360	5210.960	---	---
		5240	21.640	5228.360	5250.000	---	---
11N40SISO	Ant1	5190	40.480	5169.760	5210.240	---	---
		5230	40.480	5209.760	5250.240	---	---
11AC20SISO	Ant1	5180	21.520	5168.520	5190.040	---	---
		5200	20.160	5189.960	5210.120	---	---
		5240	20.240	5229.880	5250.120	---	---
11AC40SISO	Ant1	5190	40.400	5170.000	5210.400	---	---
		5230	40.240	5209.920	5250.160	---	---
11AC80SISO	Ant1	5210	80.640	5169.520	5250.160	---	---

Test Graphs

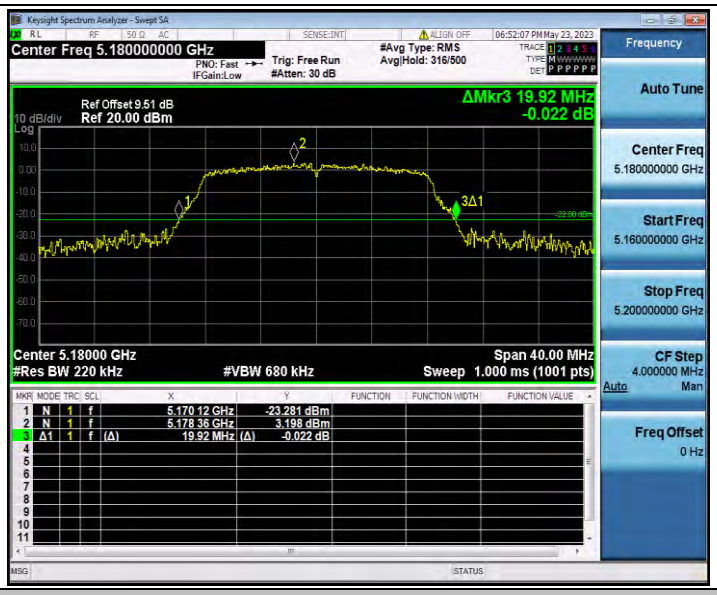

11A_Ant1_5180

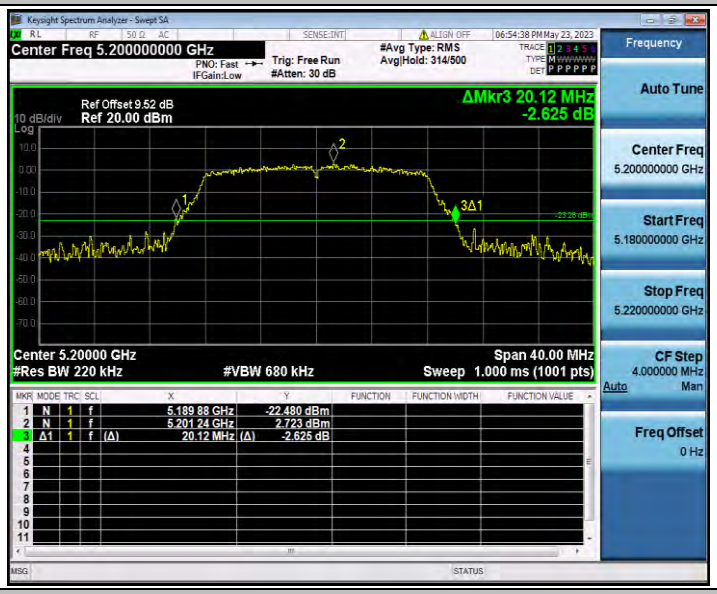

11A_Ant1_5200

11A_Ant1_5240

11N20SISO_Ant1_5180

11N20SISO_Ant1_5200
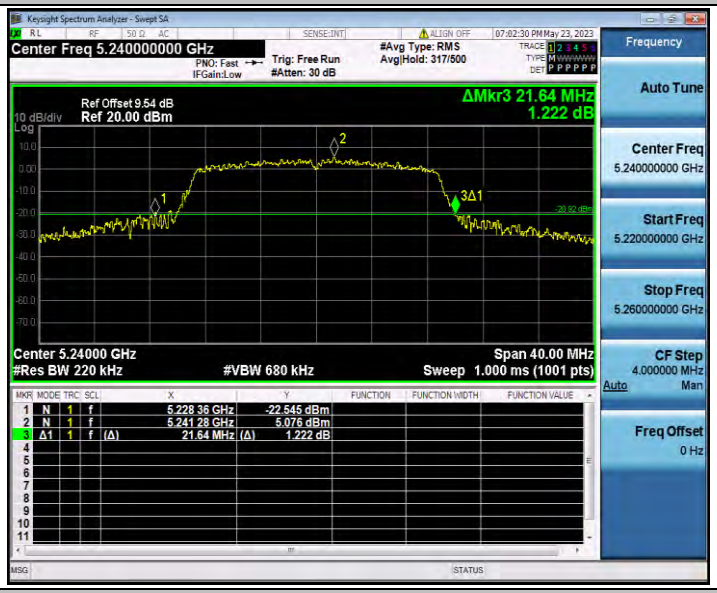
11N20SISO_Ant1_5240
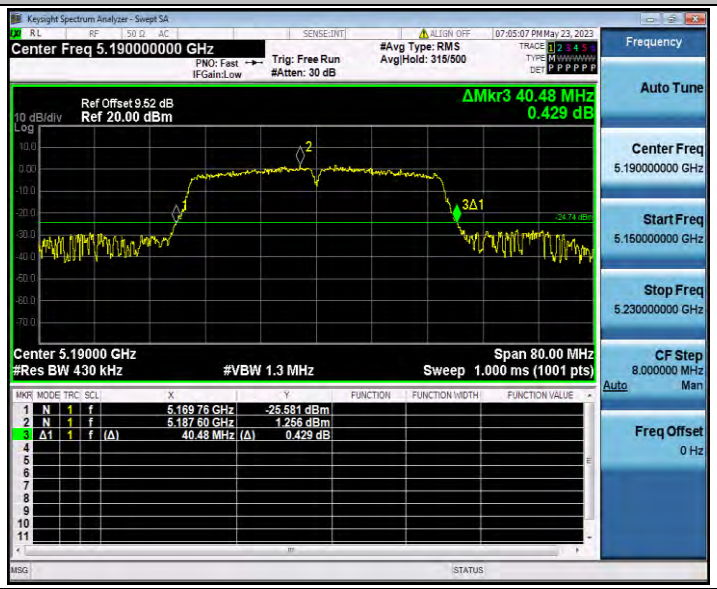
11N40SISO_Ant1_5190

11N40SISO_Ant1_5230

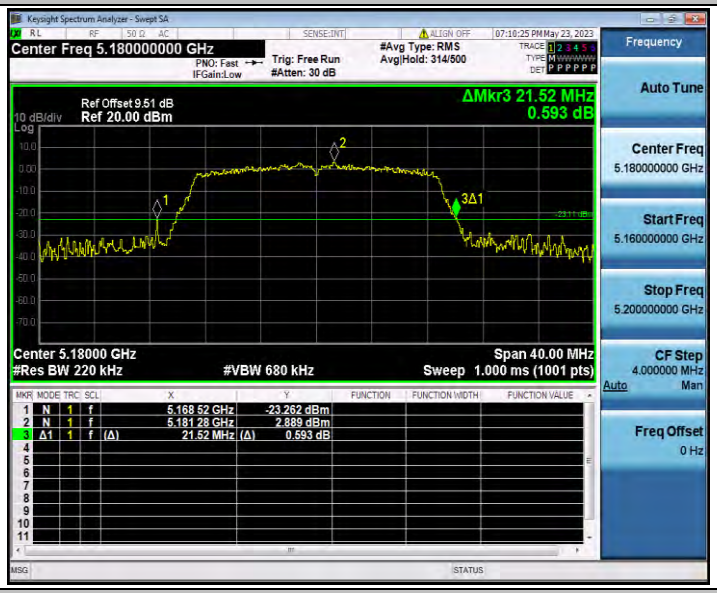

11AC20SISO_Ant1_5180

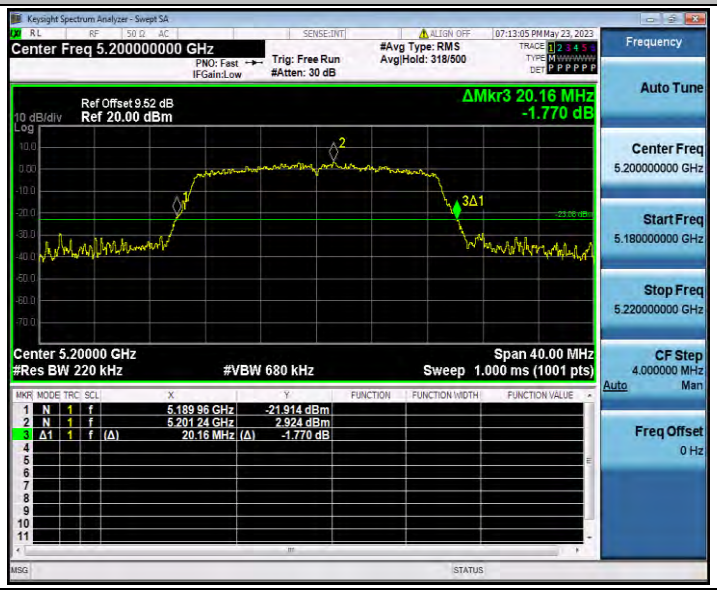

11AC20SISO_Ant1_5200
11AC20SISO_Ant1_5240
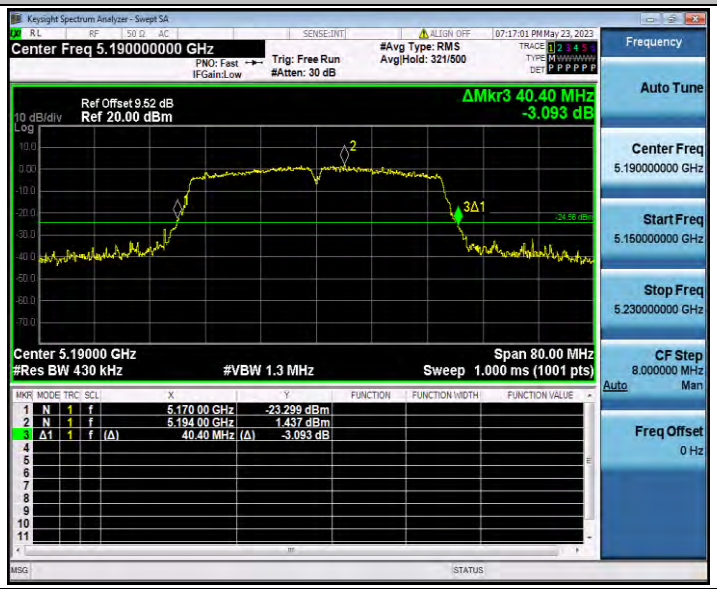
11AC40SISO_Ant1_5190

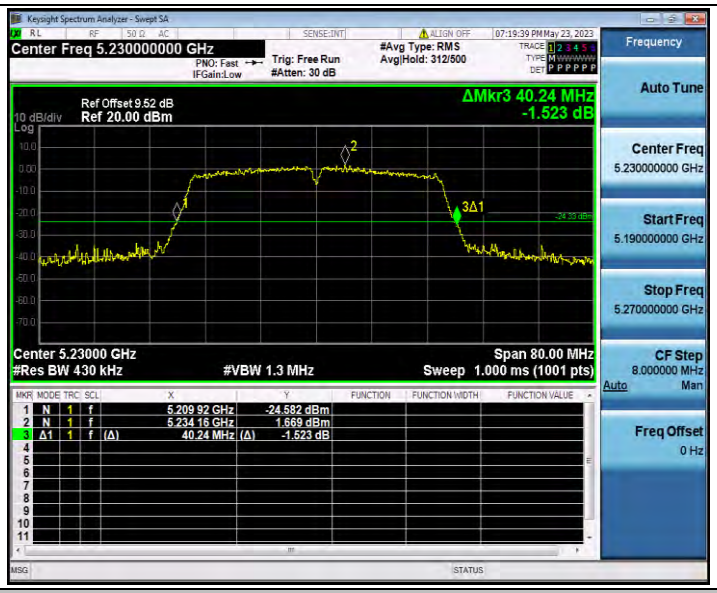

11AC40SISO_Ant1_5230

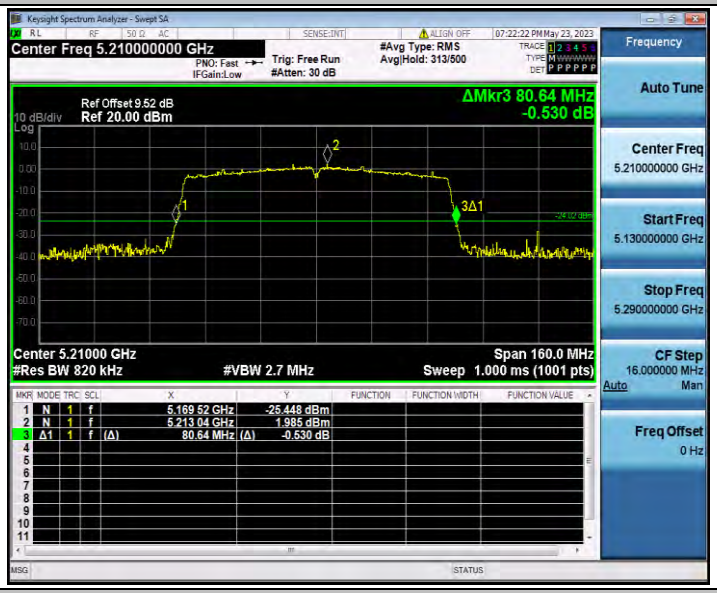

11AC80SISO_Ant1_5210

Appendix C.2: Occupied channel bandwidth

Test Result

TestMode	Antenna	Frequency[MHz]	OCB [MHz]	FL[MHz]	FH[MHz]	Limit[MHz]	Verdict
11A	Ant1	5180	16.983	5171.500	5188.483	---	---
		5200	16.908	5191.569	5208.477	---	---
		5240	16.867	5231.545	5248.412	---	---
11N20SISO	Ant1	5180	18.030	5170.999	5189.029	---	---
		5200	18.107	5190.941	5209.048	---	---
		5240	18.037	5230.950	5248.987	---	---
11N40SISO	Ant1	5190	36.357	5171.889	5208.246	---	---
		5230	36.305	5211.841	5248.146	---	---
11AC20SISO	Ant1	5180	17.836	5171.078	5188.914	---	---
		5200	17.848	5191.088	5208.936	---	---
		5240	17.918	5231.026	5248.944	---	---
11AC40SISO	Ant1	5190	36.260	5171.894	5208.154	---	---
		5230	36.195	5211.874	5248.069	---	---
11AC80SISO	Ant1	5210	75.070	5172.475	5247.545	---	---

Test Graphs

11A_Ant1_5180

11A_Ant1_5200

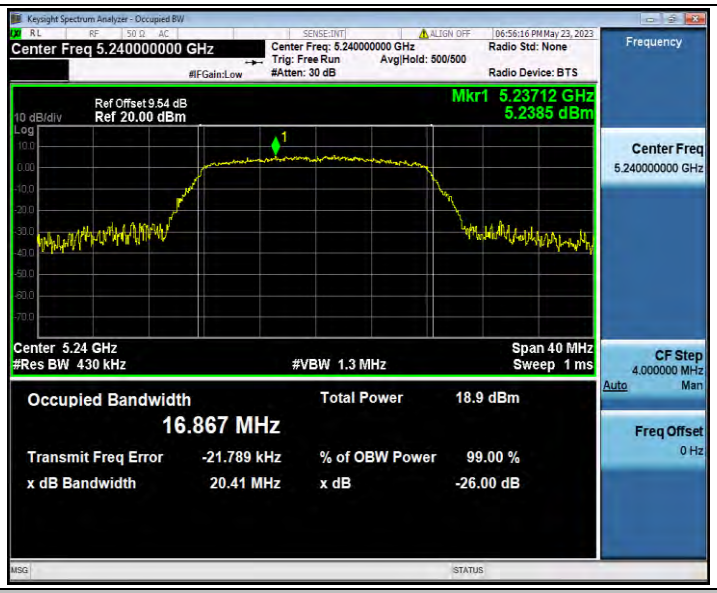

11A_Ant1_5240

11N20SISO_Ant1_5180

11N20SISO_Ant1_5200
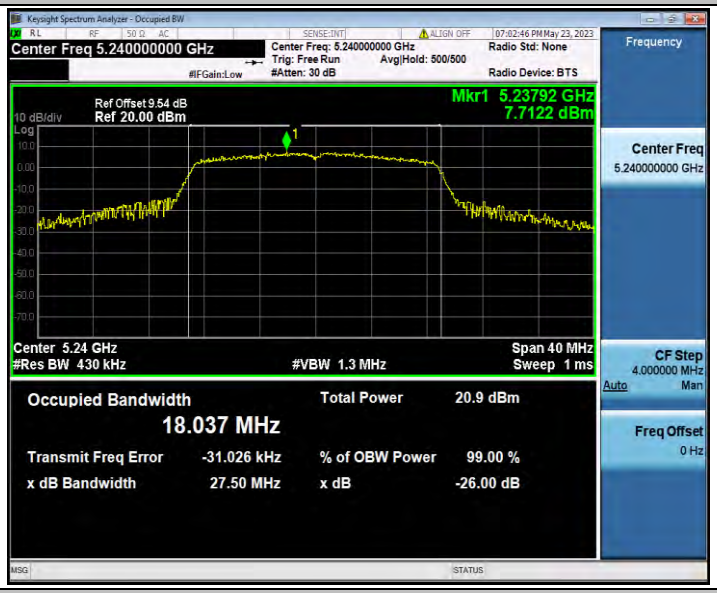

11N20SISO_Ant1_5240

11N40SISO_Ant1_5190

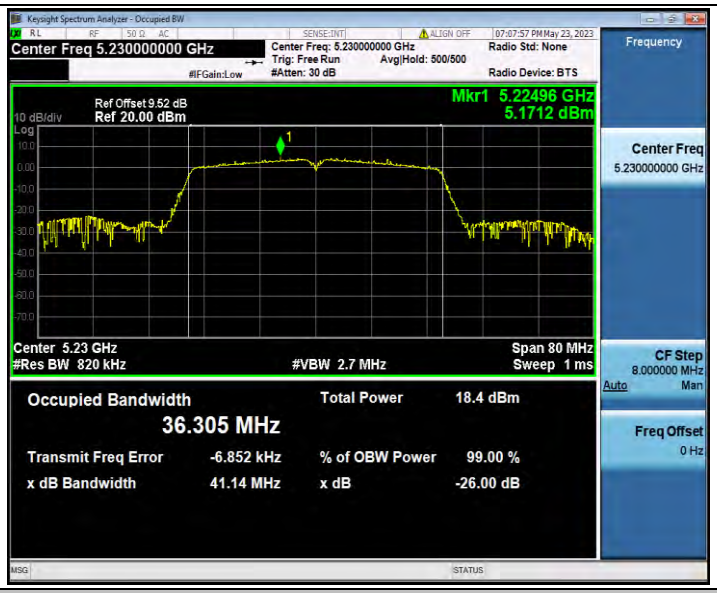

11N40SISO_Ant1_5230

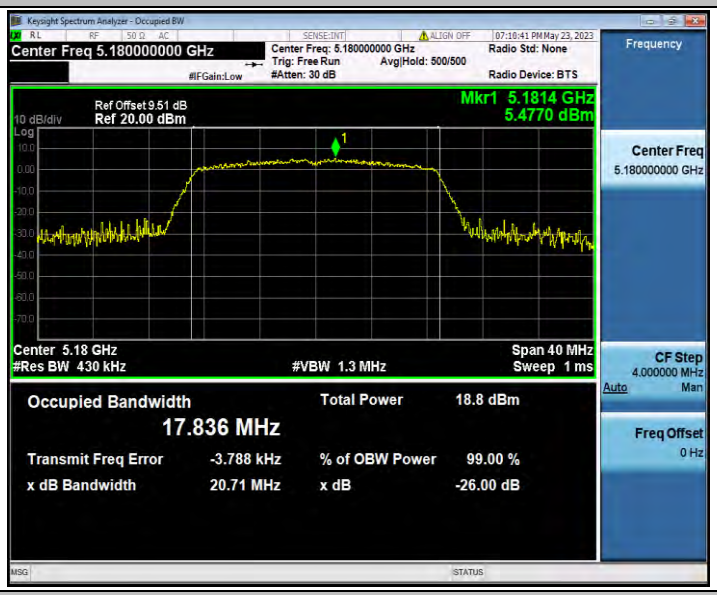

11AC20SISO_Ant1_5180

11AC20SISO_Ant1_5200

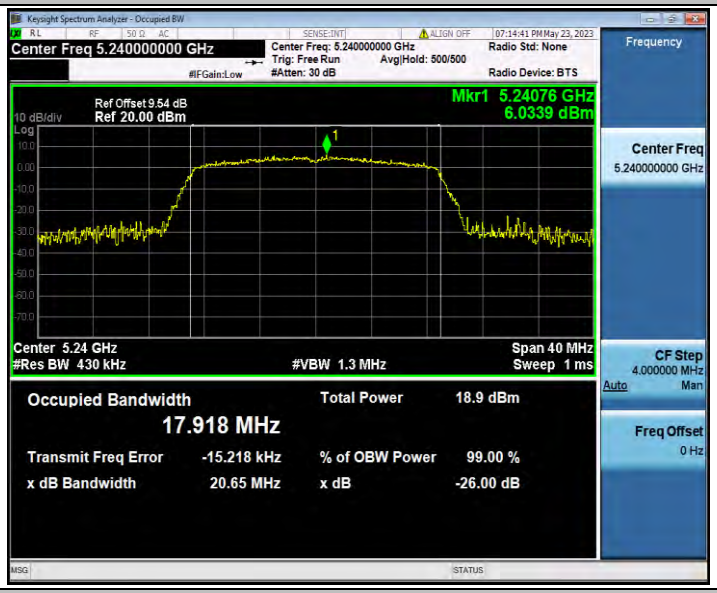

11AC20SISO_Ant1_5240

11AC40SISO_Ant1_5190

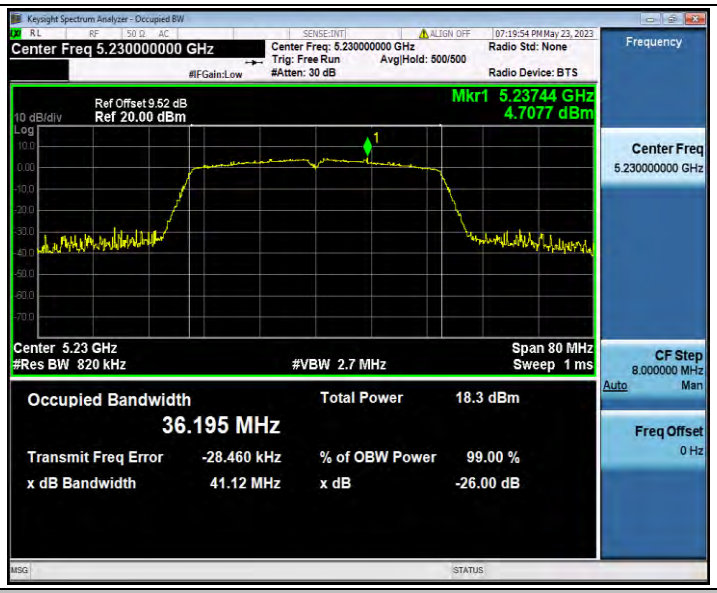

11AC40SISO_Ant1_5230

11AC80SISO_Ant1_5210

Appendix C.3: Duty Cycle

Test Result

TestMode	Antenna	Frequency[MHz]	Transmission Duration [ms]	Transmission Period [ms]	Duty Cycle [%]
11A	Ant1	5180	1.39	1.43	97.20
		5200	1.39	1.44	96.53
		5240	1.40	1.44	97.22
11N20SISO	Ant1	5180	1.30	1.34	97.01
		5200	1.29	1.34	96.27
		5240	1.30	1.34	97.01
11N40SISO	Ant1	5190	0.65	0.69	94.20
		5230	0.65	0.69	94.20
11AC20SISO	Ant1	5180	1.31	1.35	97.04
		5200	1.31	1.36	96.32
		5240	1.31	1.36	96.32
11AC40SISO	Ant1	5190	0.65	0.70	92.86
		5230	0.66	0.70	94.29
11AC80SISO	Ant1	5210	0.32	0.37	86.49

Test Graphs

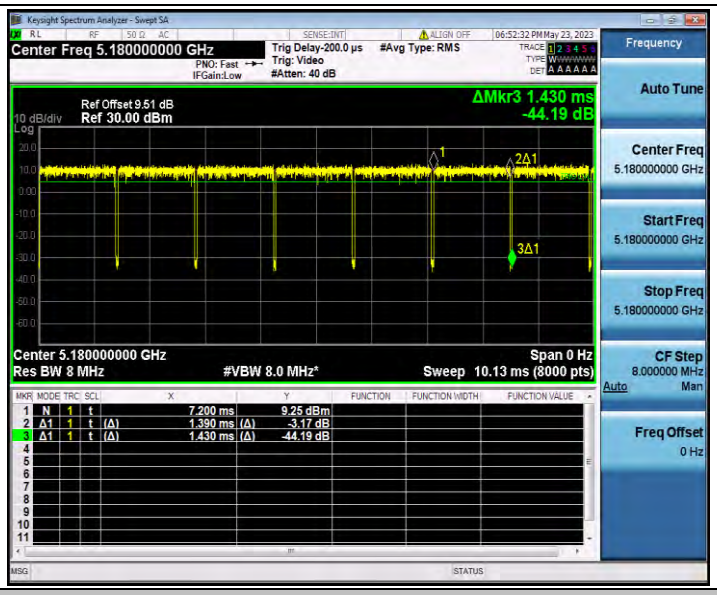

11A_Ant1_5180

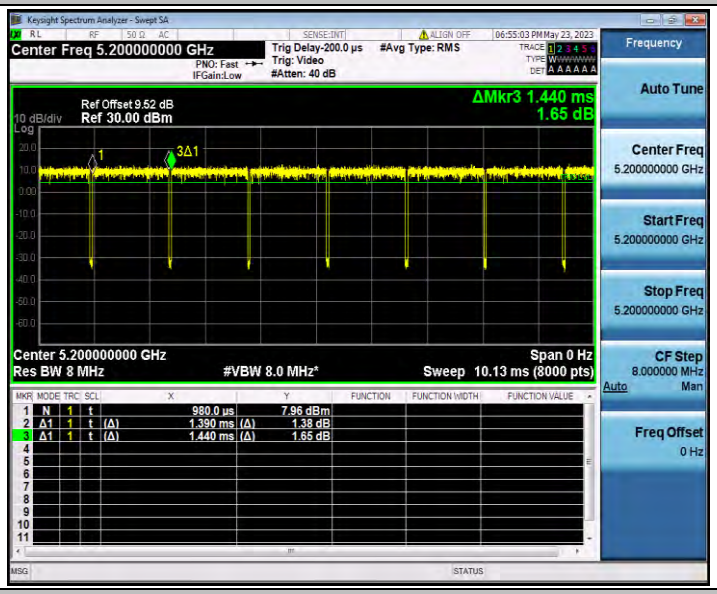

11A_Ant1_5200

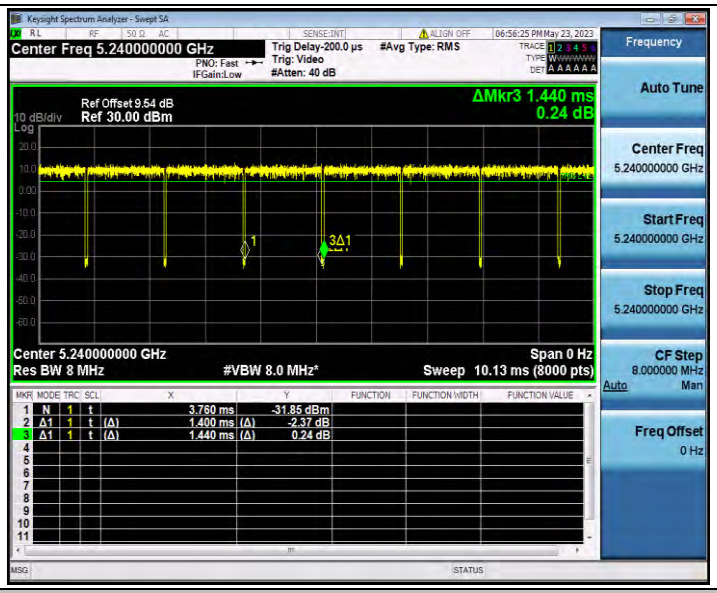

11A_Ant1_5240

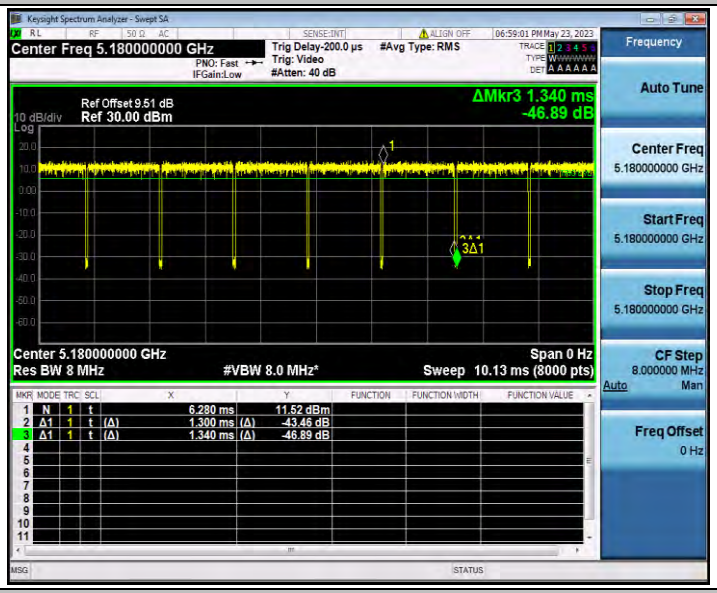

11N20SISO_Ant1_5180

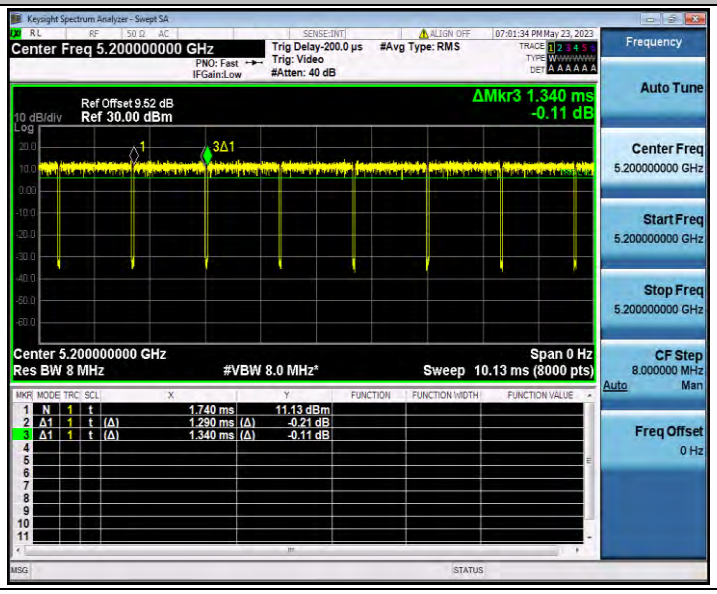

11N20SISO_Ant1_5200

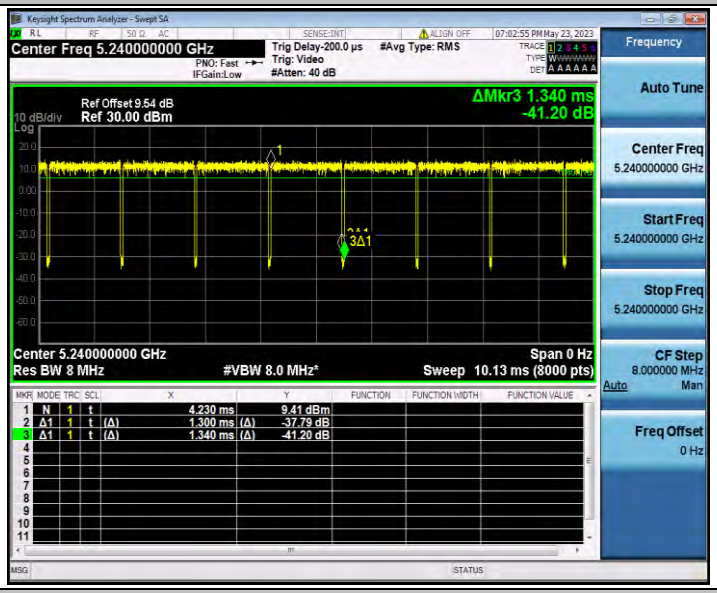

11N20SISO_Ant1_5240

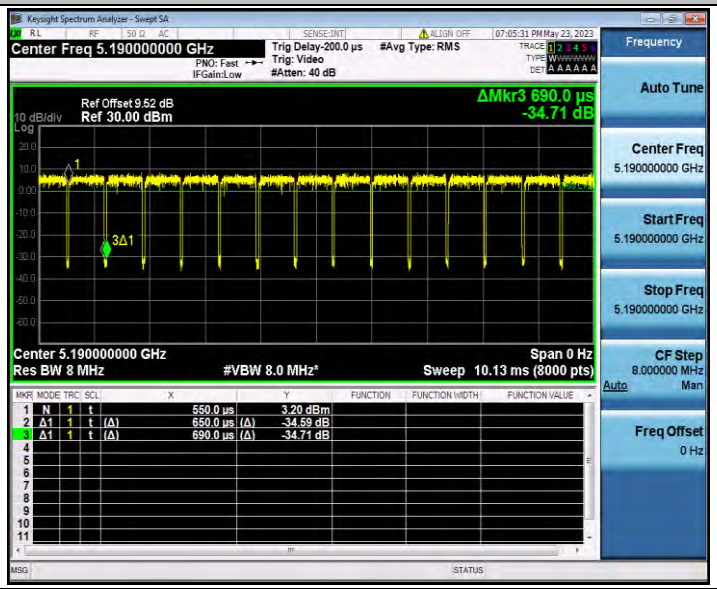

11N40SISO_Ant1_5190

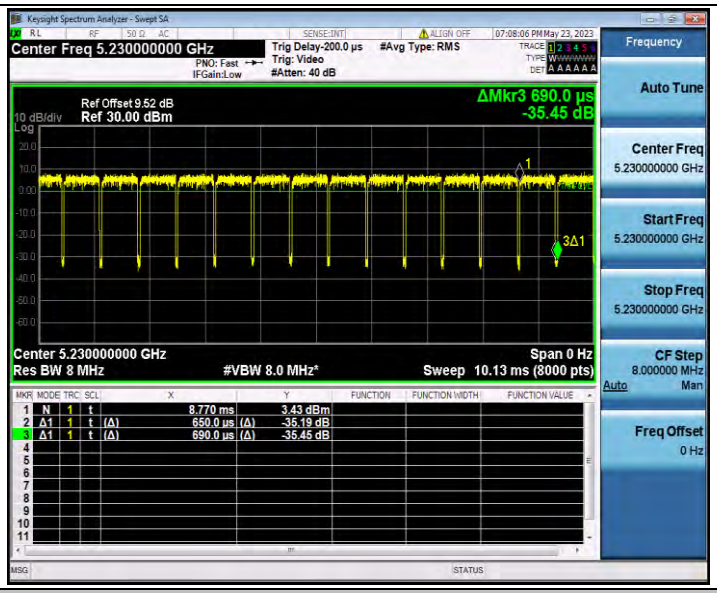

11N40SISO_Ant1_5230

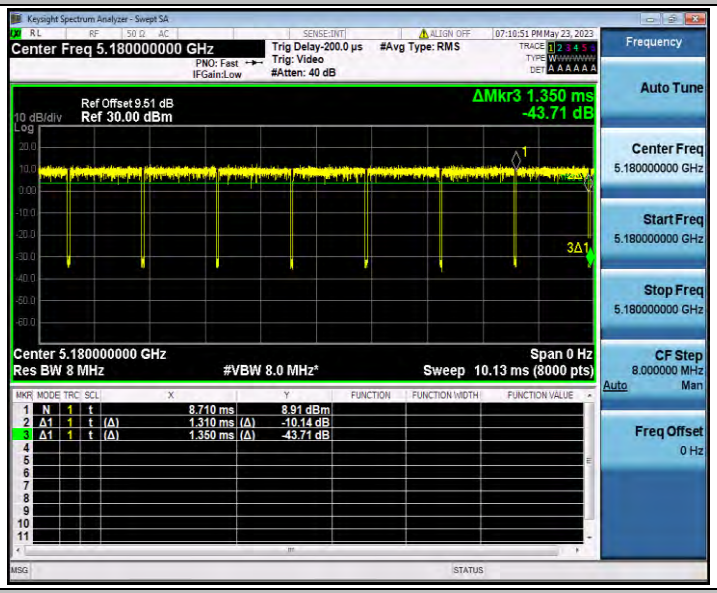

11AC20SISO_Ant1_5180

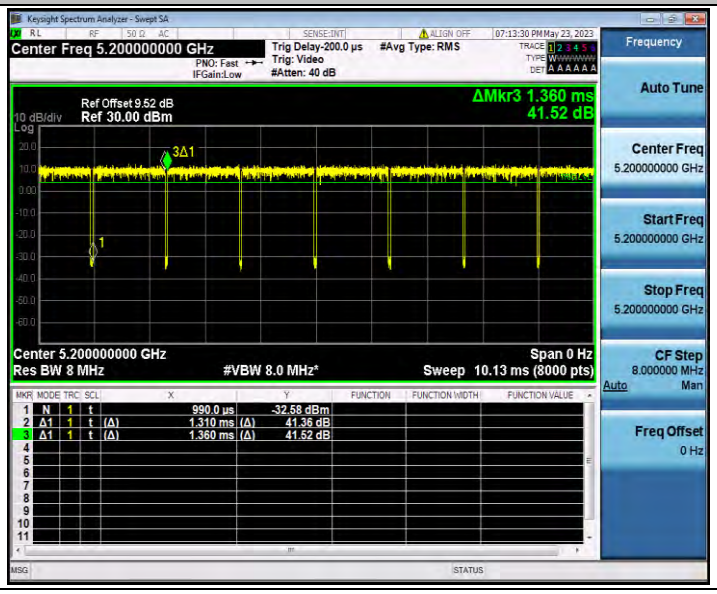

11AC20SISO_Ant1_5200
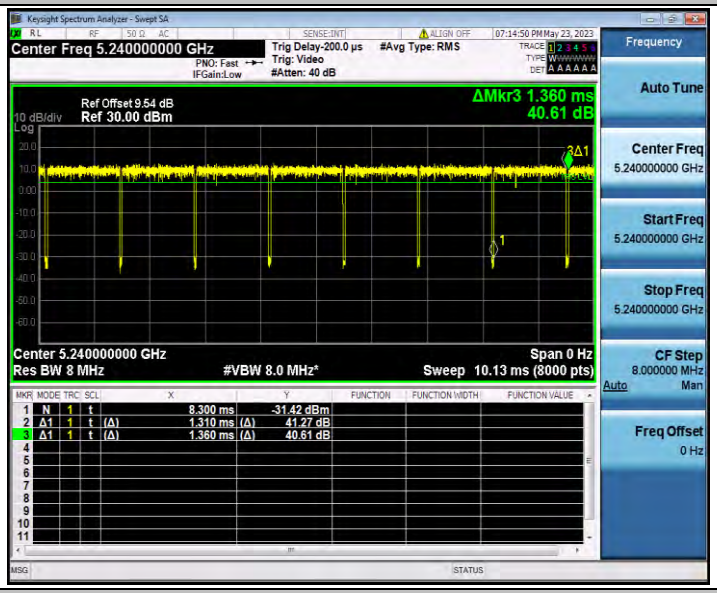
11AC20SISO_Ant1_5240
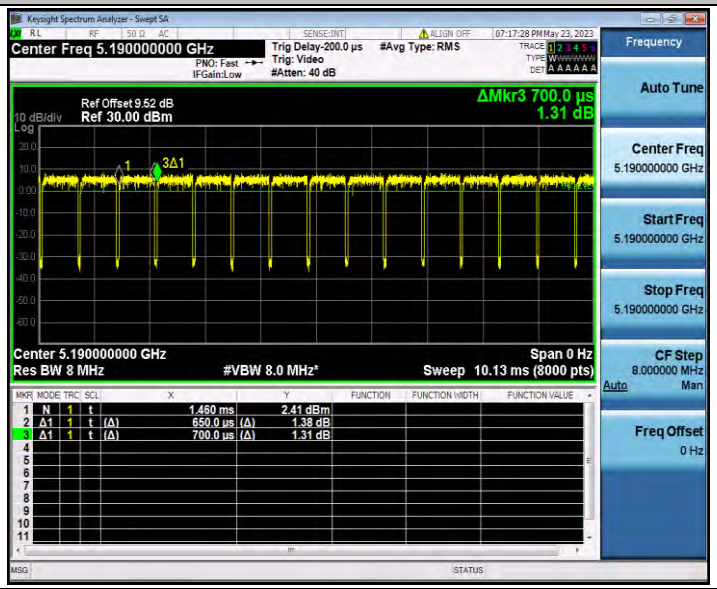
11AC40SISO_Ant1_5190

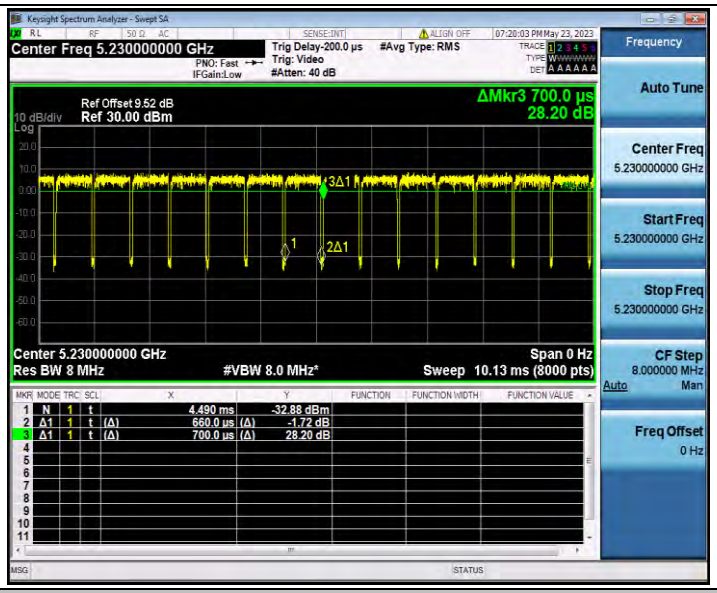

11AC40SISO_Ant1_5230

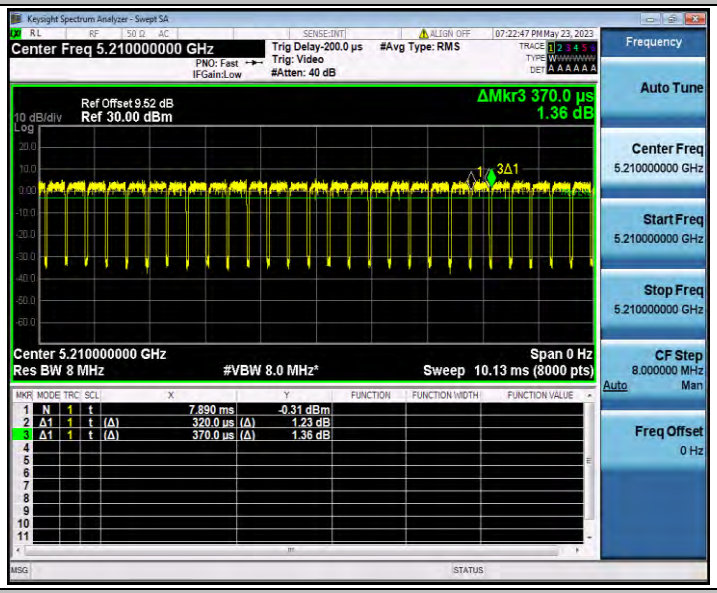

11AC80SISO_Ant1_5210

Appendix C.4: Maximum conducted output power

Test Result Channel Power

Test Mode	Antenna	Frequency[MHz]	Channel Powert [dBm]	Duty Cycle [%]	DC Factor [dBm]	Result [dBm]	Limit [dBm]	Verdict
11A	Ant1	5180	12.38	97.20	0.12	12.50	≤23.98	PASS
		5200	12.16	96.53	0.15	12.31	≤23.98	PASS
		5240	12.17	97.22	0.12	12.29	≤23.98	PASS
11N20SISO	Ant1	5180	13.76	97.01	0.13	13.89	≤23.98	PASS
		5200	13.93	96.27	0.17	14.10	≤23.98	PASS
		5240	14.00	97.01	0.13	14.13	≤23.98	PASS
11N40SISO	Ant1	5190	10.70	94.20	0.26	10.96	≤23.98	PASS
		5230	10.73	94.20	0.26	10.99	≤23.98	PASS
11AC20SISO	Ant1	5180	11.92	97.04	0.13	12.05	≤23.98	PASS
		5200	11.96	96.32	0.16	12.12	≤23.98	PASS
		5240	12.05	96.32	0.16	12.21	≤23.98	PASS
11AC40SISO	Ant1	5190	10.67	92.86	0.32	10.99	≤23.98	PASS
		5230	10.68	94.29	0.26	10.94	≤23.98	PASS
11AC80SISO	Ant1	5210	10.37	86.49	0.63	11.00	≤23.98	PASS

Note：The Duty Cycle Factor is compensated in the graph.

Appendix C.5: Maximum power spectral density

Test Result

TestMode	Antenna	Frequency[MHz]	Result [dBm/MHz]	Limit[dBm/MHz]	Verdict
11A	Ant1	5180	1.87	≤11.00	PASS
		5200	1.81	≤11.00	PASS
		5240	1.86	≤11.00	PASS
11N20SISO	Ant1	5180	3.05	≤11.00	PASS
		5200	3.33	≤11.00	PASS
		5240	3.41	≤11.00	PASS
11N40SISO	Ant1	5190	-2.57	≤11.00	PASS
		5230	-2.54	≤11.00	PASS
11AC20SISO	Ant1	5180	1.35	≤11.00	PASS
		5200	1.54	≤11.00	PASS
		5240	1.49	≤11.00	PASS
11AC40SISO	Ant1	5190	-2.57	≤11.00	PASS
		5230	-2.6	≤11.00	PASS
11AC80SISO	Ant1	5210	-5.44	≤11.00	PASS

Note：1.The Result and Limit Unit is dBm/500 kHz in the band 5.725–5.85 GHz.
2.The Duty Cycle Factor and RBW Factor is compensated in the graph.

Test Graphs

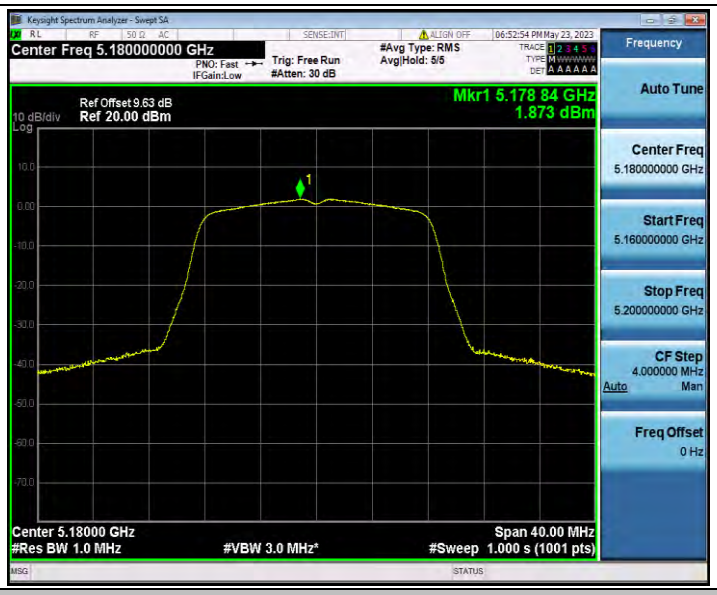

11A_Ant1_5180

11A_Ant1_5200

11A_Ant1_5240

11N20SISO_Ant1_5180

11N20SISO_Ant1_5200
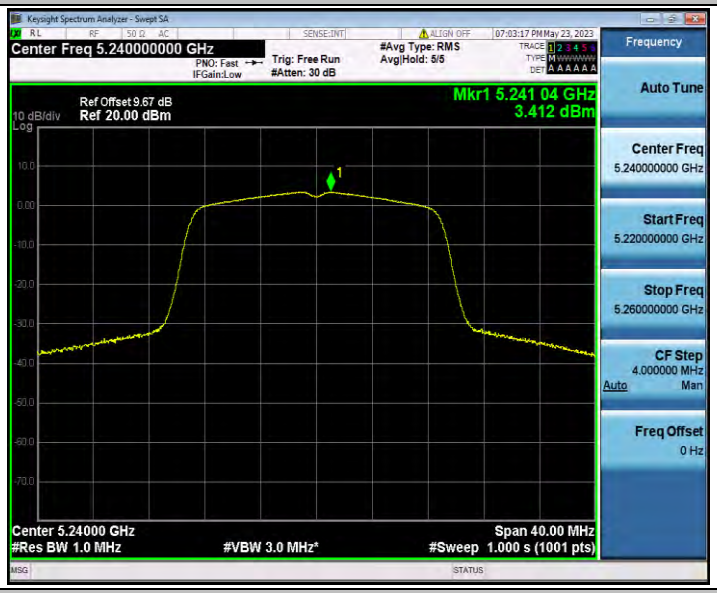
11N20SISO_Ant1_5240
11N40SISO_Ant1_5190

11N40SISO_Ant1_5230

11AC20SISO_Ant1_5180

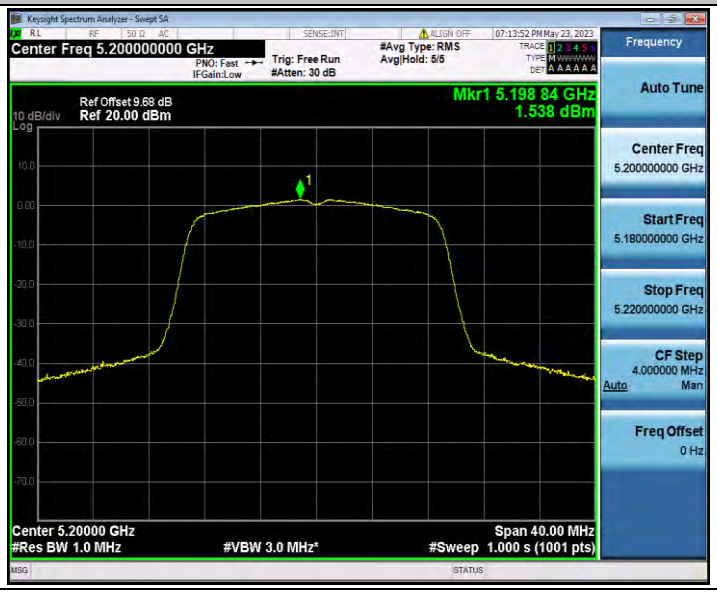

11AC20SISO_Ant1_5200
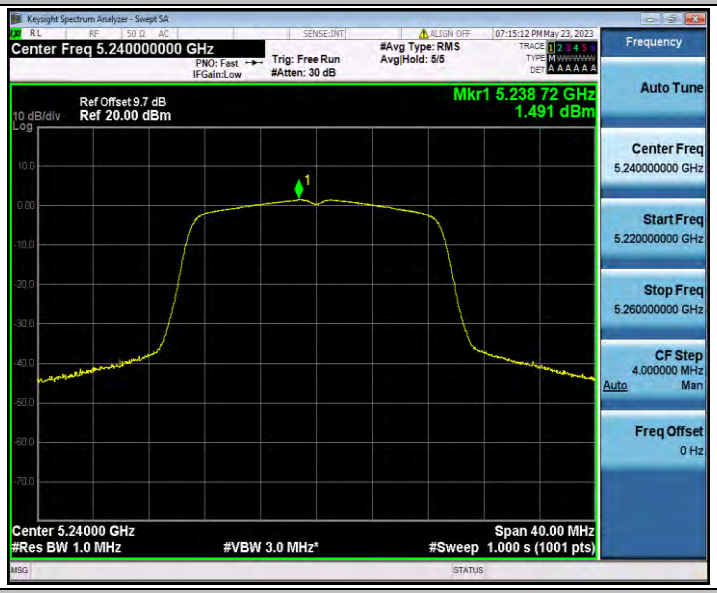
11AC20SISO_Ant1_5240
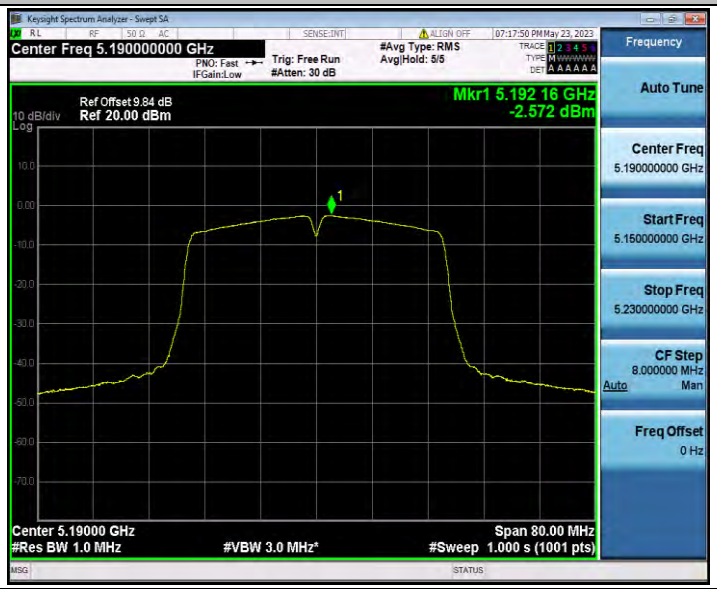
11AC40SISO_Ant1_5190

11AC40SISO_Ant1_5230

11AC80SISO_Ant1_5210