Appendix C.6: Band edge measurements

Test Result B1

TestMode	Antenna	ChName	Frequency[MHz]	Result[dBm]	Limit[dBm]	Verdict
11A	Ant1	Low	5180	-33.74	≤-27	PASS
		High	5240	-37.94	≤-27	PASS
11N20SISO	Ant1	Low	5180	-30.27	≤-27	PASS
		High	5240	-38.27	≤-27	PASS
11N40SISO	Ant1	Low	5190	-32.42	≤-27	PASS
		High	5230	-37.1	≤-27	PASS
11AC20SISO	Ant1	Low	5180	-33.22	≤-27	PASS
		High	5240	-38.1	≤-27	PASS
11AC40SISO	Ant1	Low	5190	-33.45	≤-27	PASS
		High	5230	-38.13	≤-27	PASS
11AC80SISO	Ant1	Low	5210	-30.46	≤-27	PASS
		High	5210	-37.82	≤-27	PASS

Test Graphs B1

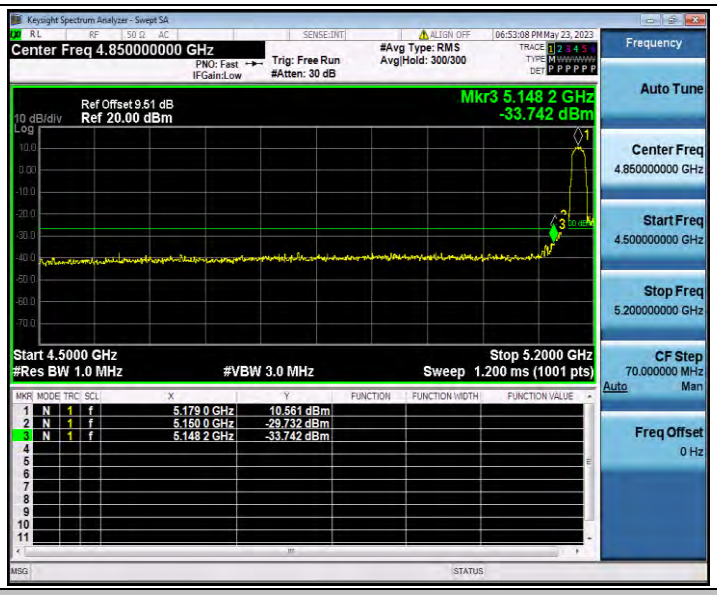

11A_Ant1_Low_5180

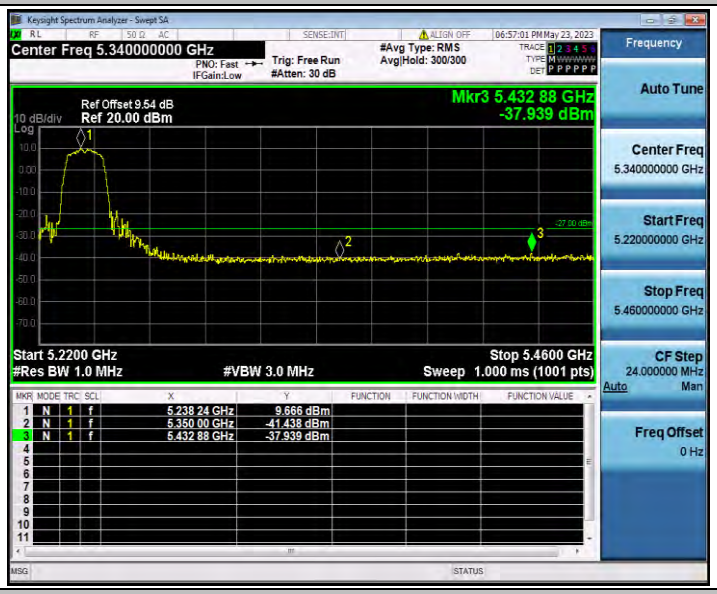

11A_Ant1_High_5240

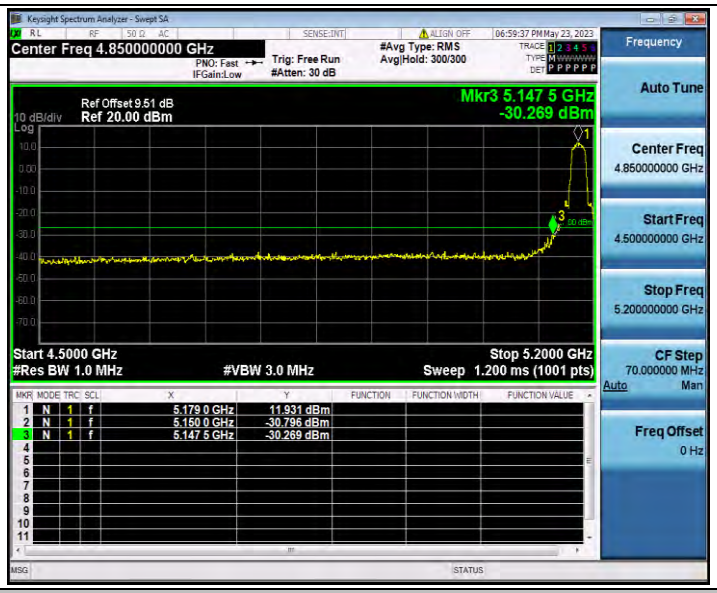

11N20SISO_Ant1_Low_5180

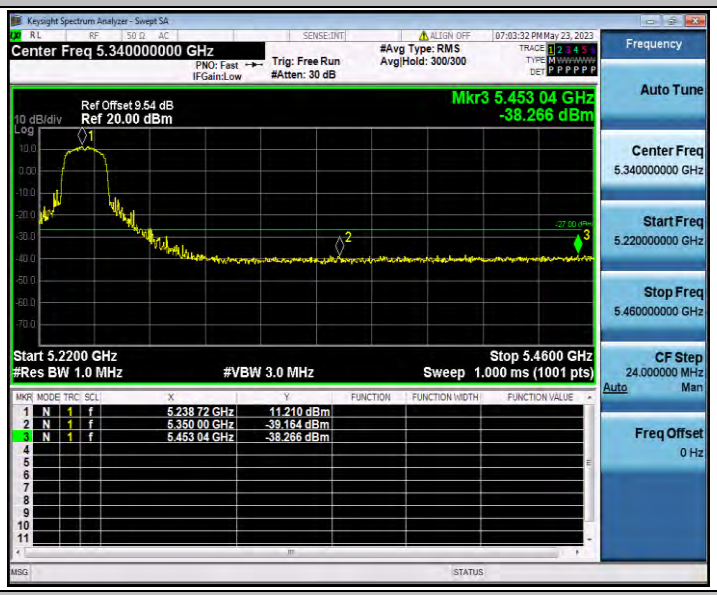

11N20SISO_Ant1_High_5240

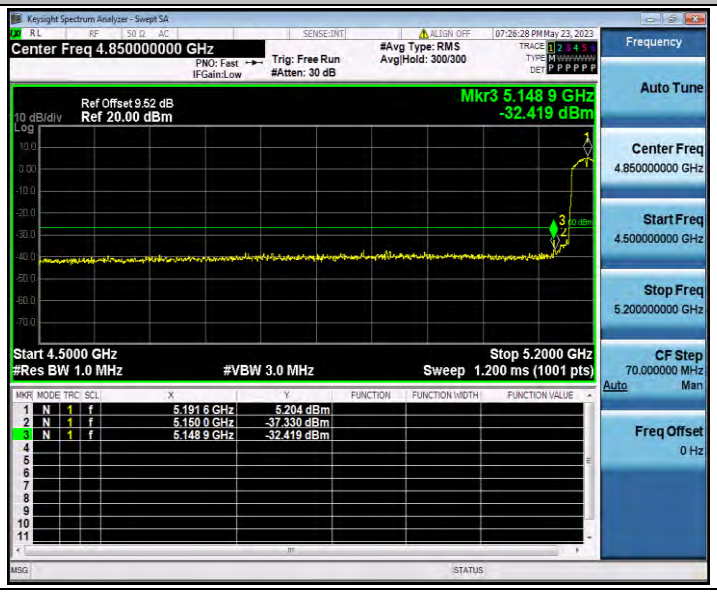

11N40SISO_Ant1_Low_5190

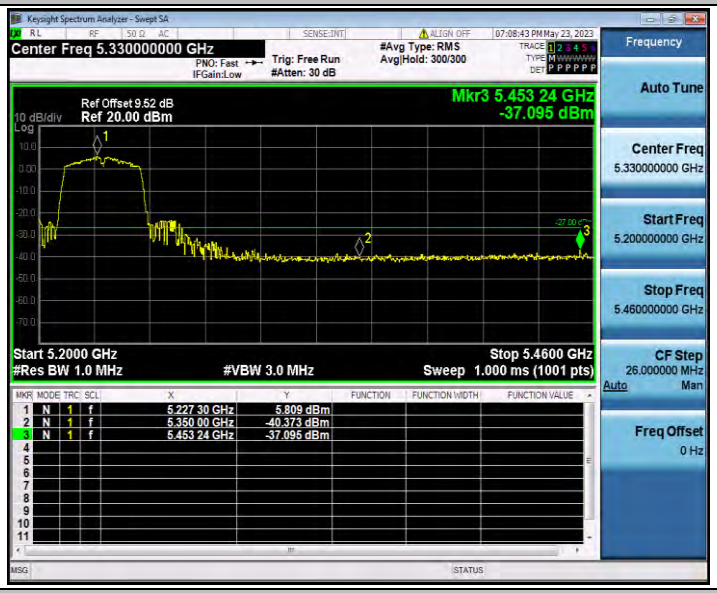

11N40SISO_Ant1_High_5230

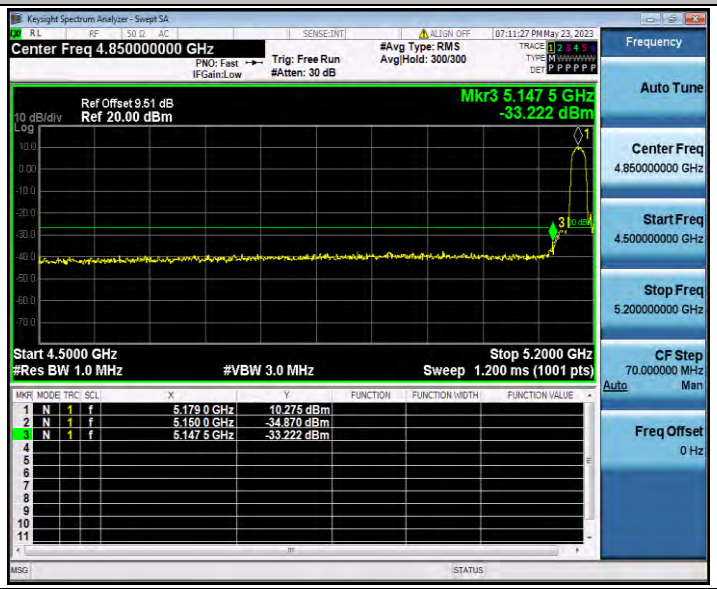

11AC20SISO_Ant1_Low_5180

11AC20SISO_Ant1_High_5240

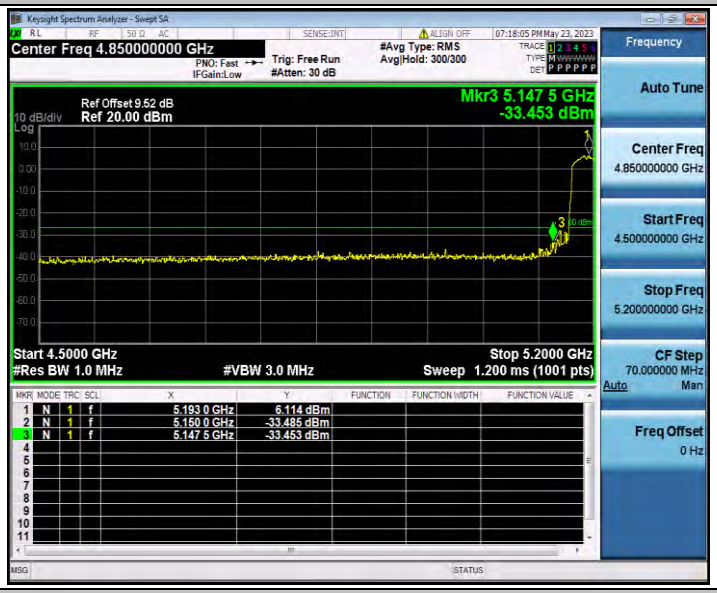

11AC40SISO_Ant1_Low_5190

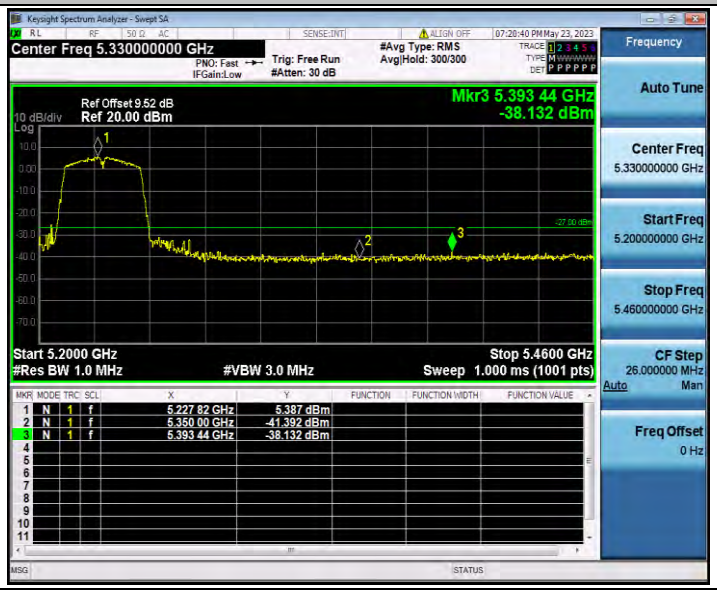

11AC40SISO_Ant1_High_5230

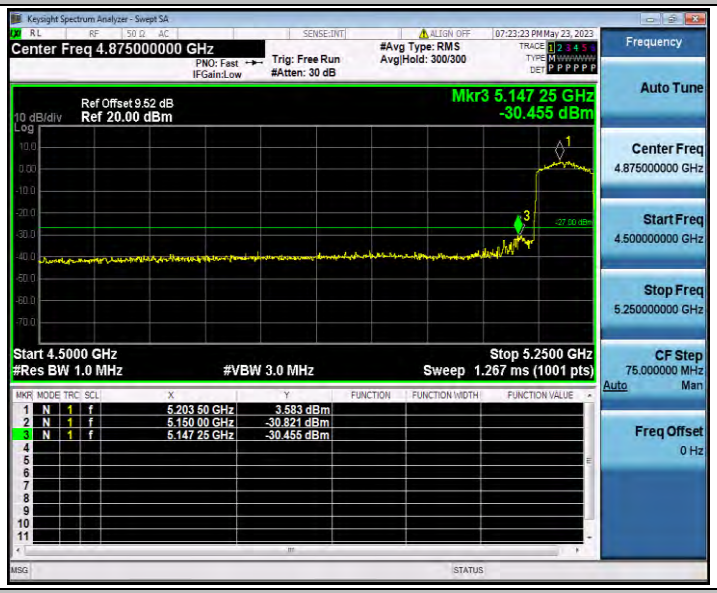

11AC80SISO_Ant1_Low_5210

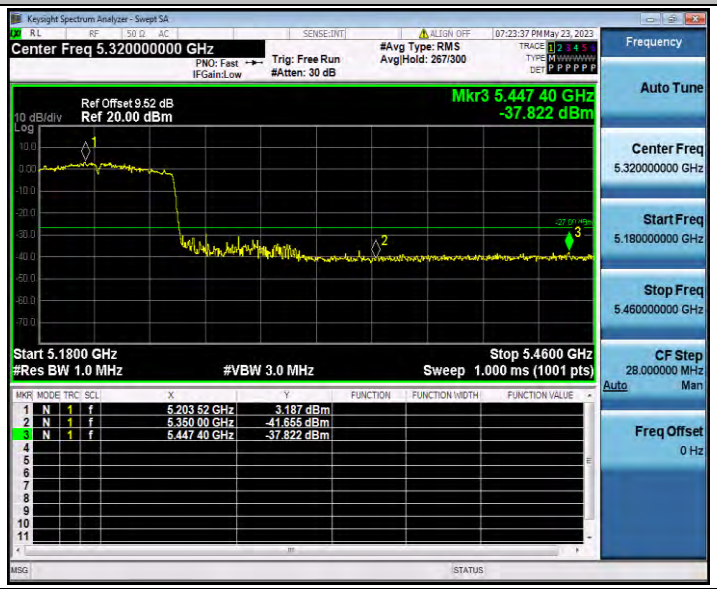

11AC80SISO_Ant1_High_5210

Appendix C.7: Conducted Spurious Emission

Test Result

TestMode	Antenna	Frequency[MHz]	FreqRange [MHz]	Max. Fre [MHz]	Max. Level [dBm]	Limit [dBm]	Verdict
11A	Ant1	5180	30~5140	5139.49	-38.15	≤-27	PASS
			5360~40000	24297.16	-37.83	≤-27	PASS
		5200	30~5140	5131.99	-45.53	≤-27	PASS
			5360~40000	24261.82	-37.93	≤-27	PASS
		5240	30~5140	5070.16	-46.37	≤-27	PASS
			5360~40000	26914.16	-37.96	≤-27	PASS
11N20SISO	Ant1	5180	30~5140	5137.96	-35.89	≤-27	PASS
			5360~40000	23559.96	-37.31	≤-27	PASS
		5200	30~5140	5134.21	-44.1	≤-27	PASS
			5360~40000	26867.27	-37.91	≤-27	PASS
		5240	30~5140	5122.12	-46.77	≤-27	PASS
			5360~40000	25488.09	-38.17	≤-27	PASS
11N40SISO	Ant1	5190	30~5140	5128.42	-38.27	≤-27	PASS
			5360~40000	26091.12	-38.35	≤-27	PASS
		5230	30~5140	5108.66	-46.52	≤-27	PASS
			5360~40000	26933.64	-38.11	≤-27	PASS
11AC20SISO	Ant1	5180	30~5140	5137.27	-42.65	≤-27	PASS
			5360~40000	26897.57	-38.13	≤-27	PASS
		5200	30~5140	905.85	-41.57	≤-27	PASS
			5360~40000	26559.99	-37.63	≤-27	PASS
		5240	30~5140	5135.57	-46.99	≤-27	PASS
			5360~40000	24171.65	-37.4	≤-27	PASS
11AC40SISO	Ant1	5190	30~5140	5140	-40.15	≤-27	PASS
			5360~40000	26042.79	-38.38	≤-27	PASS
		5230	30~5140	4947.18	-46.44	≤-27	PASS
			5360~40000	25041.58	-38.23	≤-27	PASS
11AC80SISO	Ant1	5210	30~5140	5138.64	-36.12	≤-27	PASS
			5360~40000	24155.78	-38.35	≤-27	PASS

Test Graphs

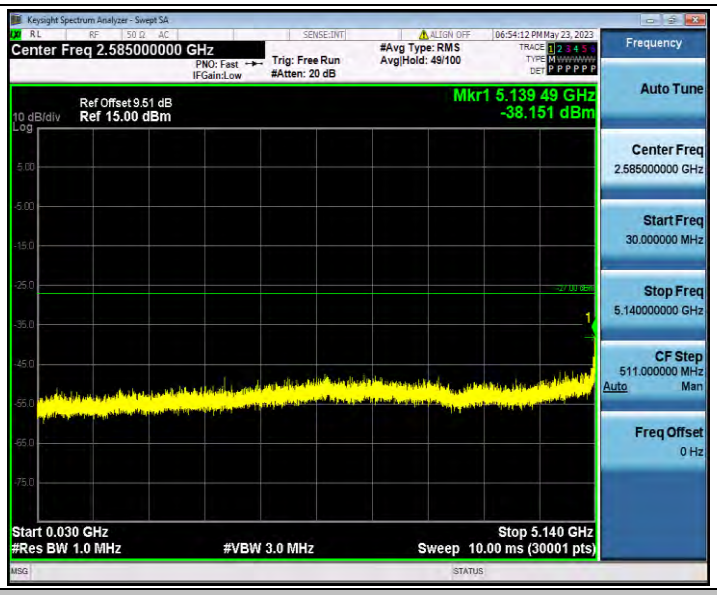

11A_Ant1_5180_30~5140

11A_Ant1_5180_5360~40000

11A_Ant1_5200_30~5140

11A_Ant1_5200_5360~40000

11A_Ant1_5240_30~5140

11A_Ant1_5240_5360~40000

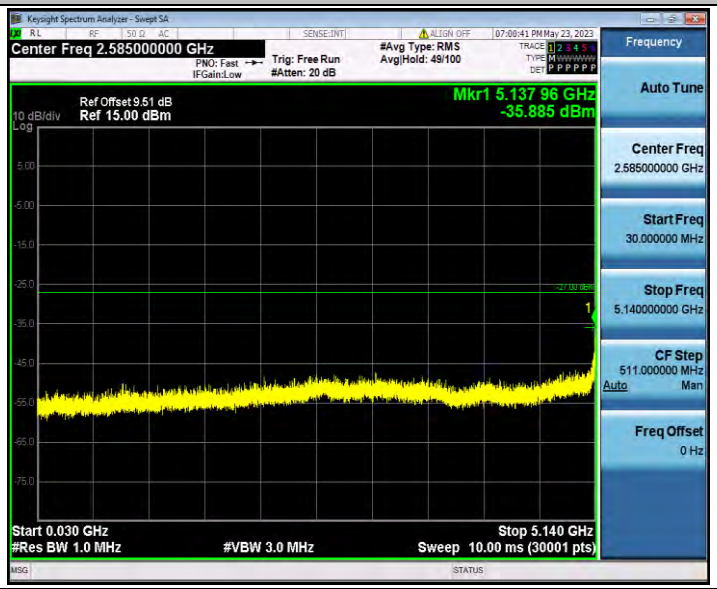

11N20SISO_Ant1_5180_30~5140

11N20SISO_Ant1_5180_5360~40000

11N20SISO_Ant1_5200_30~5140

11N20SISO_Ant1_5200_5360~40000

11N20SISO_Ant1_5240_30~5140

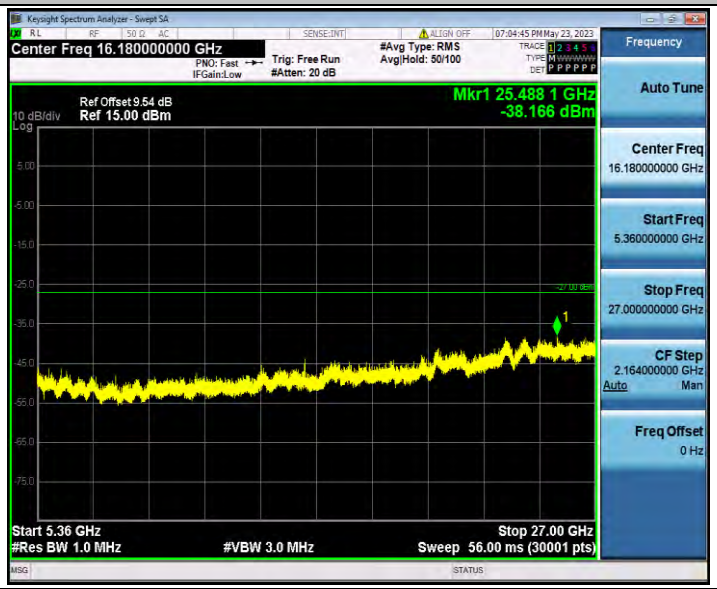

11N20SISO_Ant1_5240_5360~40000

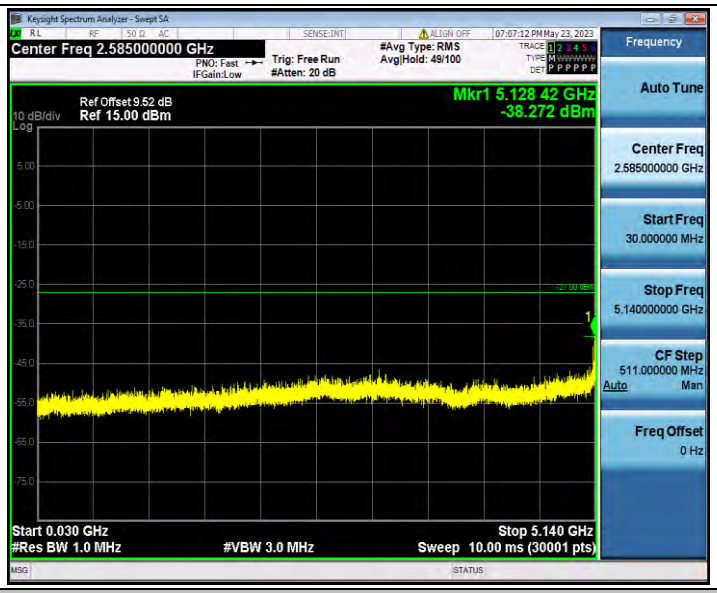

11N40SISO_Ant1_5190_30~5140

11N40SISO_Ant1_5190_5360~40000

11N40SISO_Ant1_5230_30~5140

11N40SISO_Ant1_5230_5360~40000

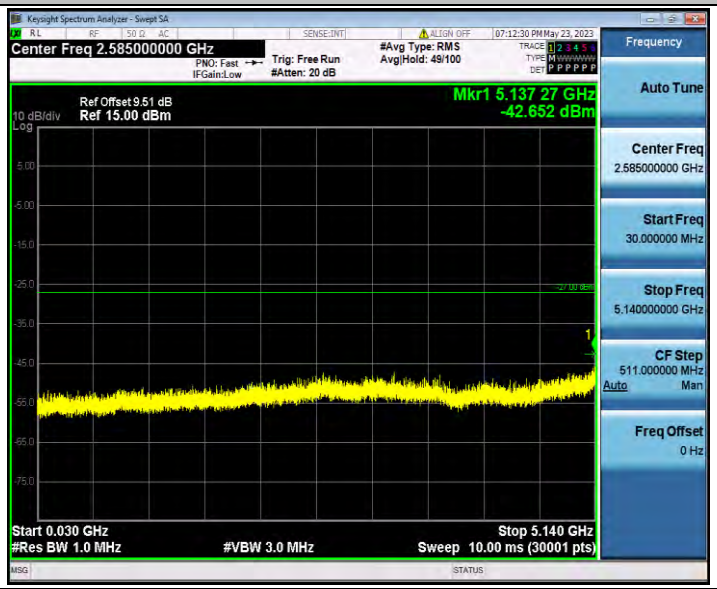

11AC20SISO_Ant1_5180_30~5140

11AC20SISO_Ant1_5180_5360~40000

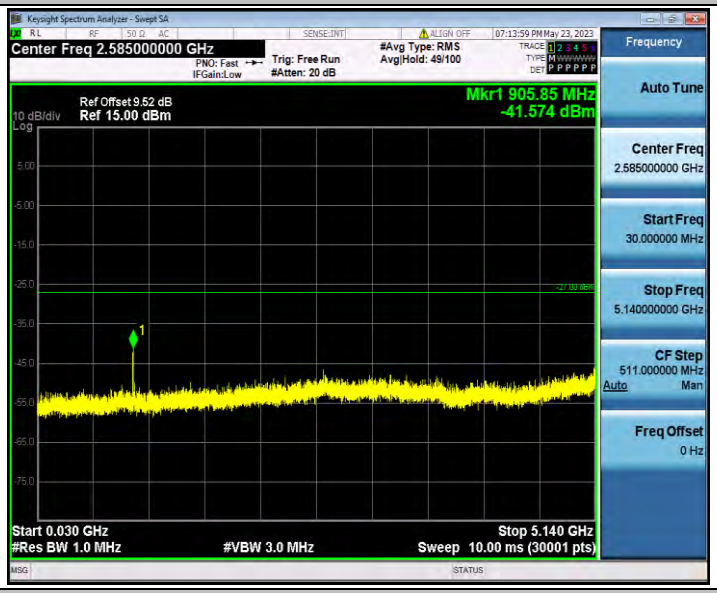

11AC20SISO_Ant1_5200_30~5140

11AC20SISO_Ant1_5200_5360~40000

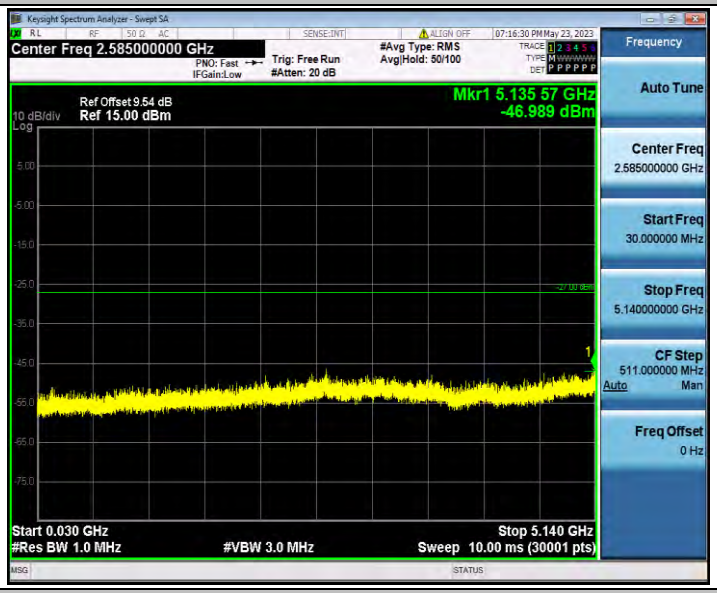

11AC20SISO_Ant1_5240_30~5140

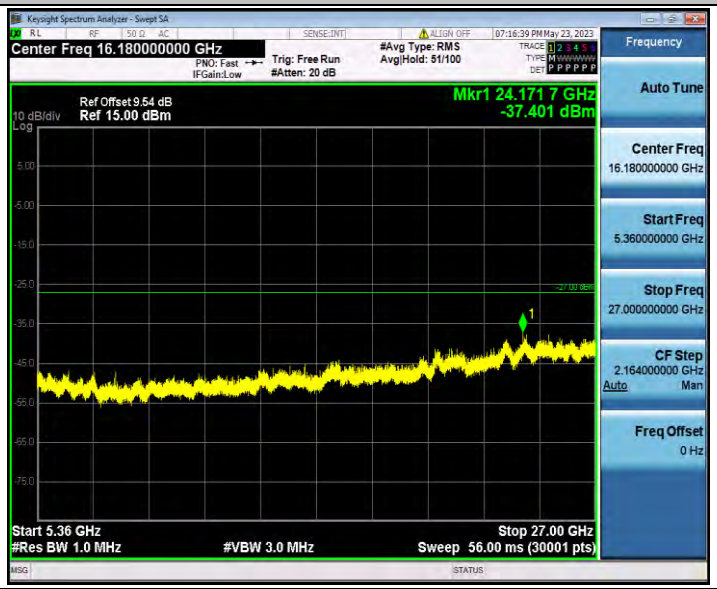

11AC20SISO_Ant1_5240_5360~40000

11AC40SISO_Ant1_5190_30~5140

11AC40SISO_Ant1_5190_5360~40000

11AC40SISO_Ant1_5230_30~5140

11AC40SISO_Ant1_5230_5360~40000

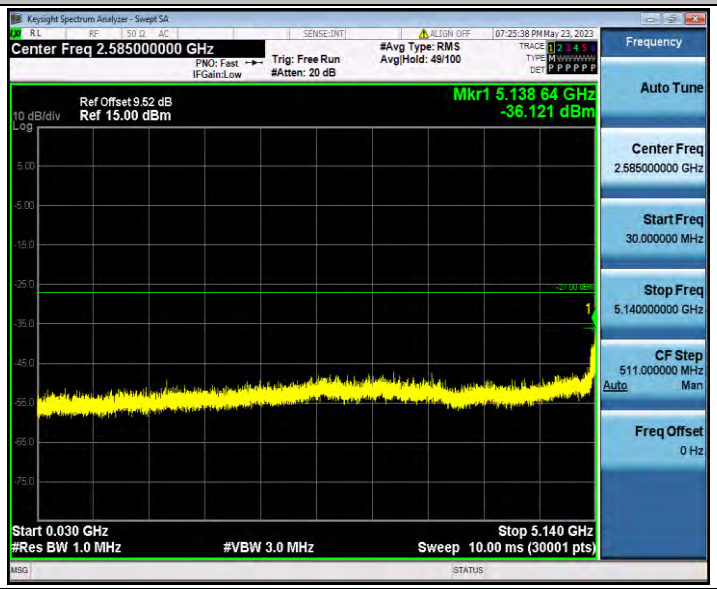

11AC80SISO_Ant1_5210_30~5140

11AC80SISO_Ant1_5210_5360~40000

Appendix C.8: Emissions in Restricted Bands

Test Result

TestMode	Antenna	ChName	Frequency[MHz]	Detector	Freq [MHz]	Result [dBm]	Limit [dBm]	Result [dBuV/m]	Limit [dBuV/m]	Verdict
11A	Ant1	Low	5180	AV	4500.000	-48.08	≤-41.20	47.12	≤54	PASS
				AV	5148.900	-43.18	≤-41.20	52.02	≤54	PASS
				AV	5150.000	-42.55	≤-41.20	52.65	≤54	PASS
				Peak	4500.000	-46.45	≤-21.20	48.75	≤74	PASS
				Peak	5149.600	-32.45	≤-21.20	62.75	≤74	PASS
				Peak	5150.000	-41.03	≤-21.20	54.17	≤74	PASS
		High	5240	AV	5350.000	-46.92	≤-41.20	48.28	≤54	PASS
				AV	5452.080	-45.94	≤-41.20	49.26	≤54	PASS
				AV	5460.000	-46.25	≤-41.20	48.95	≤54	PASS
				Peak	5350.000	-44.73	≤-21.20	50.47	≤74	PASS
				Peak	5433.840	-38.51	≤-21.20	56.69	≤74	PASS
				Peak	5460.000	-43.25	≤-21.20	51.95	≤74	PASS
11N20SISO	Ant1	Low	5180	AV	4500.000	-48.11	≤-41.20	47.09	≤54	PASS
				AV	5149.600	-42	≤-41.20	53.20	≤54	PASS
				AV	5150.000	-42.44	≤-41.20	52.76	≤54	PASS
				Peak	4500.000	-47.23	≤-21.20	47.97	≤74	PASS
				Peak	5146.100	-28.91	≤-21.20	66.29	≤74	PASS
				Peak	5150.000	-34.3	≤-21.20	60.90	≤74	PASS
		High	5240	AV	5350.000	-46.75	≤-41.20	48.45	≤54	PASS
				AV	5427.120	-45.86	≤-41.20	49.34	≤54	PASS
				AV	5460.000	-46.4	≤-41.20	48.80	≤54	PASS
				Peak	5350.000	-45.91	≤-21.20	49.29	≤74	PASS
				Peak	5457.840	-38.51	≤-21.20	56.69	≤74	PASS
				Peak	5460.000	-45.78	≤-21.20	49.42	≤74	PASS
11N40SISO	Ant1	Low	5190	AV	4500.000	-48.06	≤-41.20	47.14	≤54	PASS
				AV	5149.600	-43.25	≤-41.20	51.95	≤54	PASS
				AV	5150.000	-43.1	≤-41.20	52.10	≤54	PASS
				Peak	4500.000	-42.11	≤-21.20	53.09	≤74	PASS
				Peak	4906.700	-37.56	≤-21.20	57.64	≤74	PASS
				Peak	5150.000	-46.85	≤-21.20	48.35	≤74	PASS
		High	5230	AV	5350.000	-46.96	≤-41.20	48.24	≤54	PASS
				AV	5450.900	-45.73	≤-41.20	49.47	≤54	PASS
				AV	5460.000	-46.21	≤-41.20	48.99	≤54	PASS
				Peak	5350.000	-45.93	≤-21.20	49.27	≤74	PASS
				Peak	5353.400	-38.26	≤-21.20	56.94	≤74	PASS
				Peak	5460.000	-42.45	≤-21.20	52.75	≤74	PASS

11AC20SISO	Ant1	Low	5180	AV	4500.000	-48.31	≤-41.20	46.89	≤54	PASS
				AV	5149.600	-45.09	≤-41.20	50.11	≤54	PASS
				AV	5150.000	-44.73	≤-41.20	50.47	≤54	PASS
				Peak	4500.000	-46.48	≤-21.20	48.72	≤74	PASS
				Peak	4997.000	-37.15	≤-21.20	58.05	≤74	PASS
				Peak	5150.000	-43.85	≤-21.20	51.35	≤74	PASS
		High	5240	AV	5350.000	-46.93	≤-41.20	48.27	≤54	PASS
				AV	5457.600	-45.94	≤-41.20	49.26	≤54	PASS
				AV	5460.000	-46.39	≤-41.20	48.81	≤54	PASS
				Peak	5350.000	-46.31	≤-21.20	48.89	≤74	PASS
				Peak	5396.640	-38.54	≤-21.20	56.66	≤74	PASS
				Peak	5460.000	-43.57	≤-21.20	51.63	≤74	PASS
11AC40SISO	Ant1	Low	5190	AV	4500.000	-48.12	≤-41.20	47.08	≤54	PASS
				AV	5148.900	-44.92	≤-41.20	50.28	≤54	PASS
				AV	5150.000	-44.7	≤-41.20	50.50	≤54	PASS
				Peak	4500.000	-47.72	≤-21.20	47.48	≤74	PASS
				Peak	4981.600	-37.94	≤-21.20	57.26	≤74	PASS
				Peak	5150.000	-43.46	≤-21.20	51.74	≤74	PASS
		High	5230	AV	5350.000	-46.95	≤-41.20	48.25	≤54	PASS
				AV	5454.800	-45.7	≤-41.20	49.50	≤54	PASS
				AV	5460.000	-46.05	≤-41.20	49.15	≤54	PASS
				Peak	5350.000	-46.42	≤-21.20	48.78	≤74	PASS
				Peak	5419.960	-38.13	≤-21.20	57.07	≤74	PASS
				Peak	5460.000	-42.44	≤-21.20	52.76	≤74	PASS
11AC80SISO	Ant1	Low	5210	AV	4500.000	-47.58	≤-41.20	47.62	≤54	PASS
				AV	5149.500	-43.46	≤-41.20	51.74	≤54	PASS
				AV	5150.000	-43.36	≤-41.20	51.84	≤54	PASS
				Peak	4500.000	-48.56	≤-21.20	46.64	≤74	PASS
				Peak	5123.250	-37.26	≤-21.20	57.94	≤74	PASS
				Peak	5150.000	-41.05	≤-21.20	54.15	≤74	PASS
		High	5210	AV	5350.000	-46.37	≤-41.20	48.83	≤54	PASS
				AV	5437.880	-45.41	≤-41.20	49.79	≤54	PASS
				AV	5460.000	-46.23	≤-41.20	48.97	≤54	PASS
				Peak	5350.000	-44.14	≤-21.20	51.06	≤74	PASS
				Peak	5396.720	-39.27	≤-21.20	55.93	≤74	PASS
				Peak	5460.000	-41.32	≤-21.20	53.88	≤74	PASS

Note：

1. The Antenna Gain is compensated in the graph.
2. The Duty Cycle Factor is compensated in the graph.
3. For transmitters operating in 5150-5350 GHz band and 5470-5725 GHz band: The limit in dBm for average detector is conversion from 54dBuV/m, according to 15.209(a). The limit in dBm for peak detector is 20dB above the limit of average detector in dBm.

Test Graphs

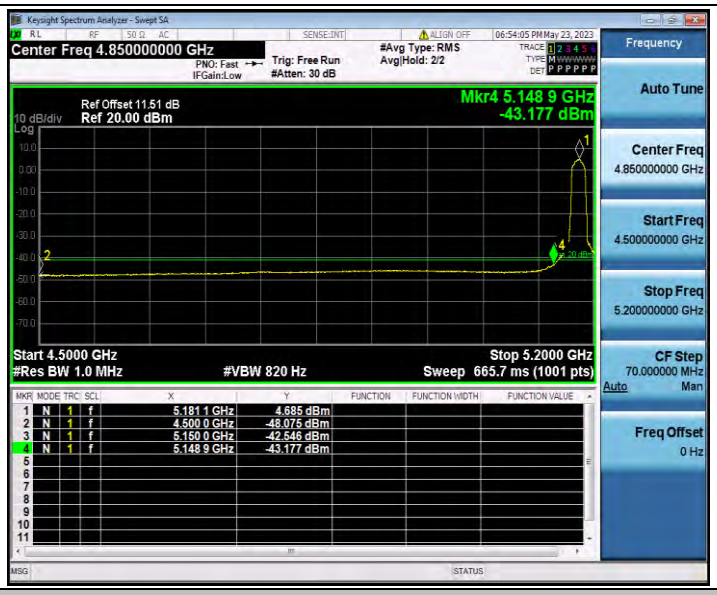

11A_Ant1_Low_5180_AV

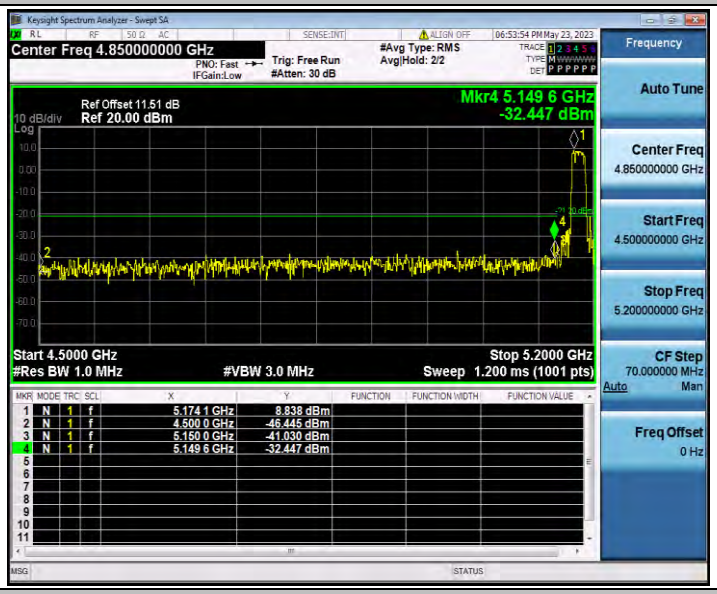

11A_Ant1_Low_5180_Peak

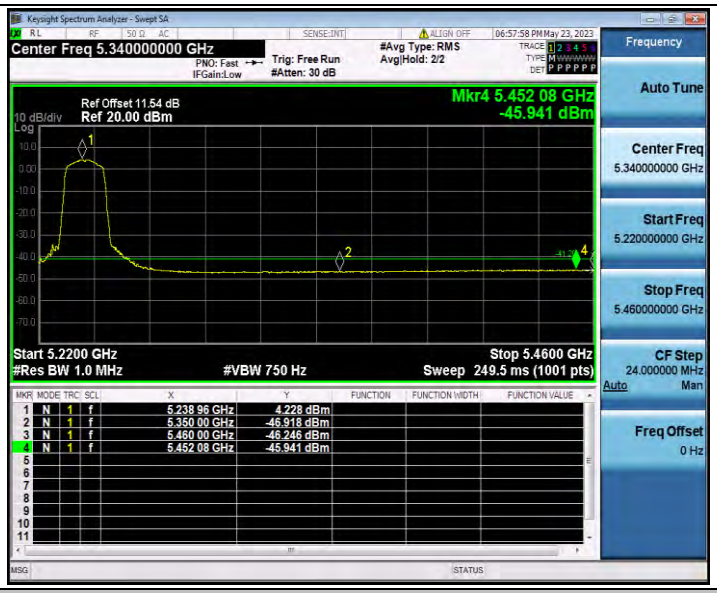

11A_Ant1_High_5240_AV

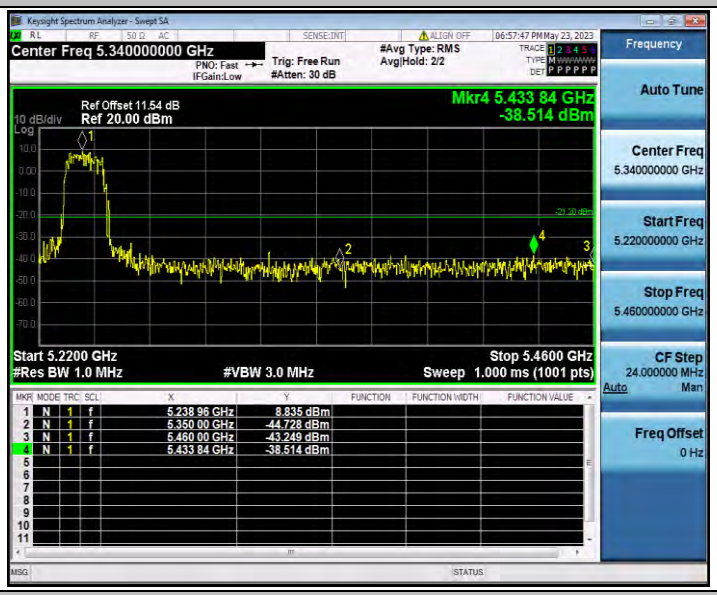

11A_Ant1_High_5240_Peak

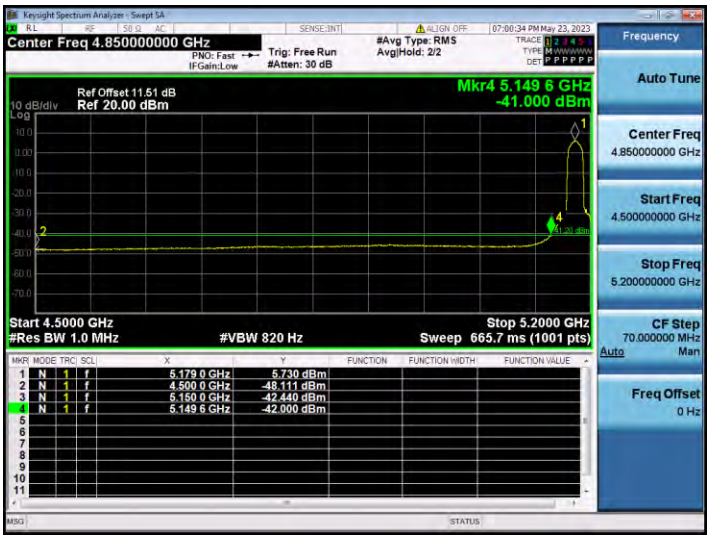

11N20SISO_Ant1_Low_5180_AV

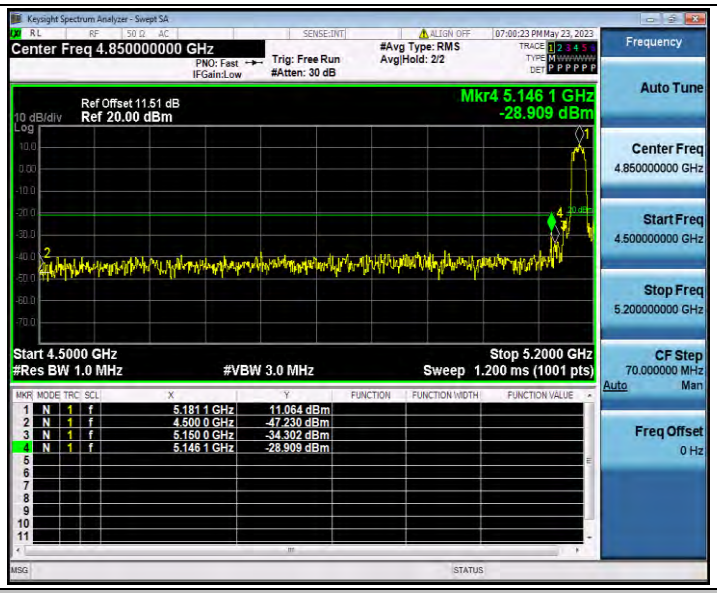

11N20SISO_Ant1_Low_5180_Peak

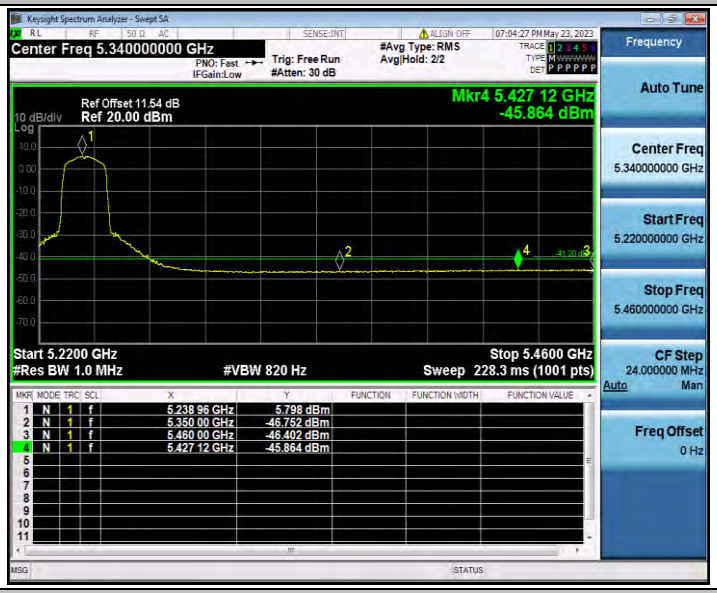

11N20SISO_Ant1_High_5240_AV

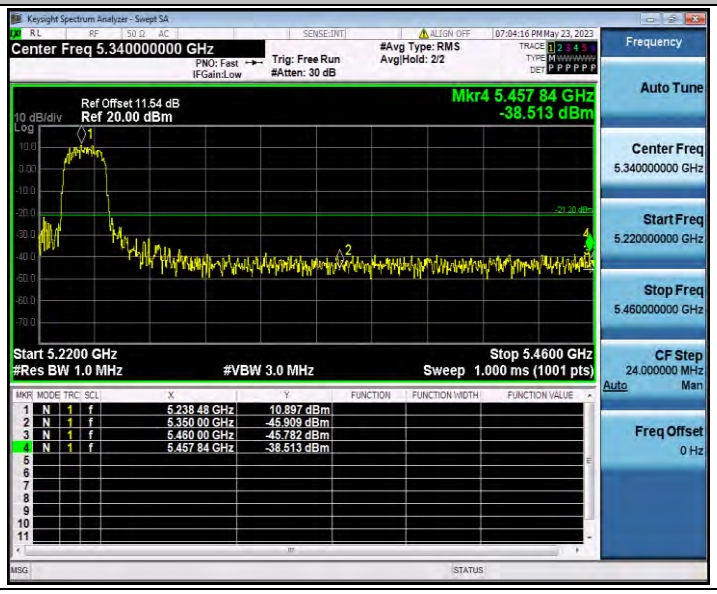

11N20SISO_Ant1_High_5240_Peak

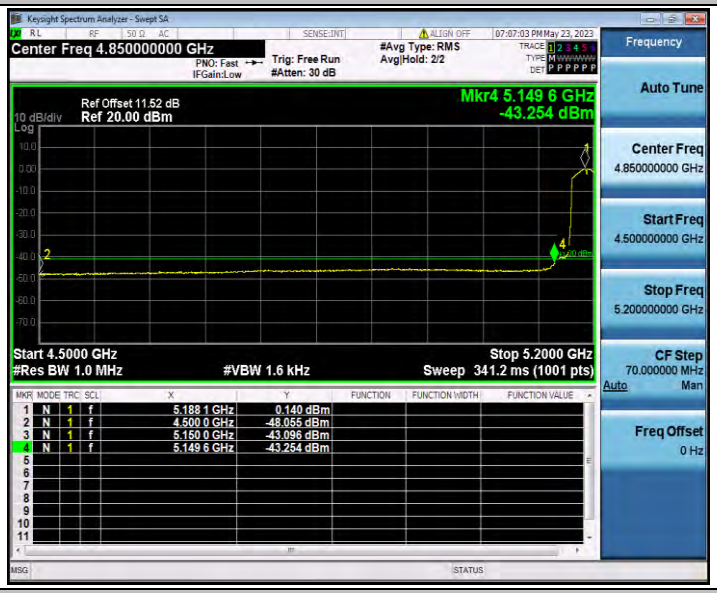

11N40SISO_Ant1_Low_5190_AV

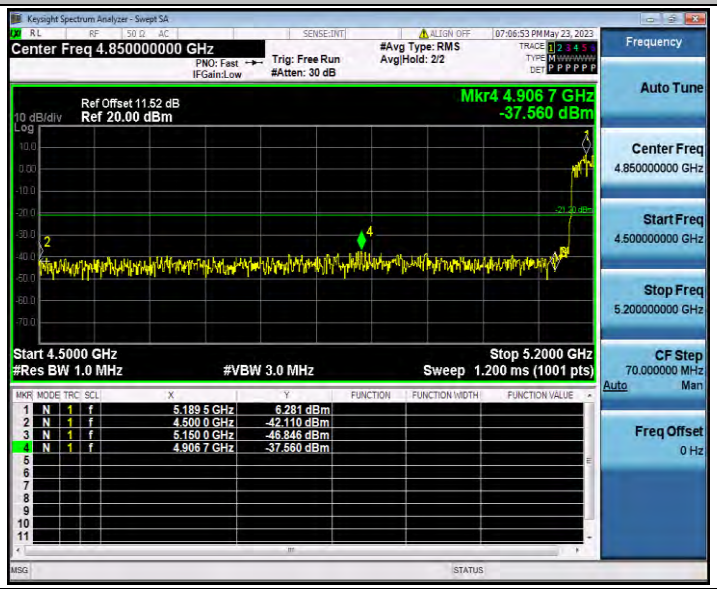

11N40SISO_Ant1_Low_5190_Peak

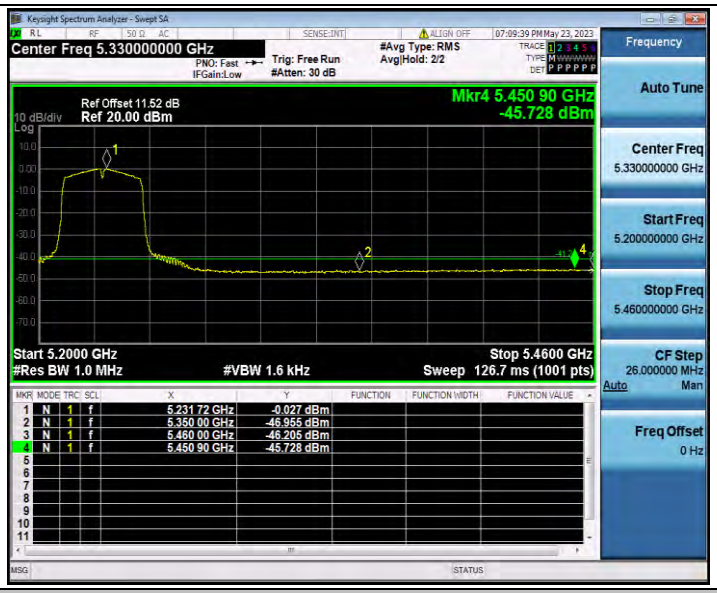

11N40SISO_Ant1_High_5230_AV

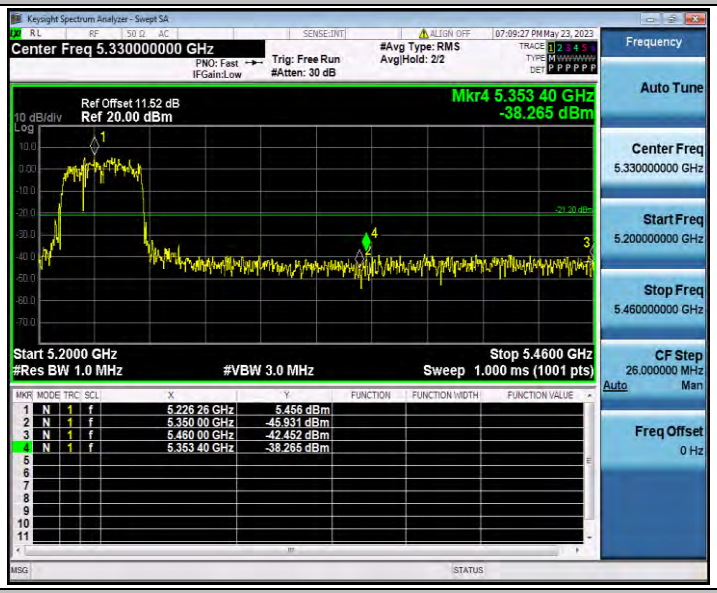

11N40SISO_Ant1_High_5230_Peak

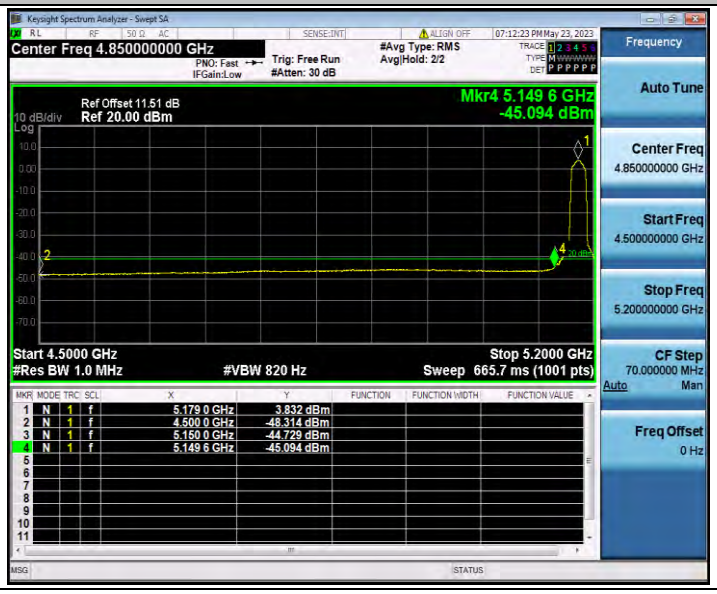

11AC20SISO_Ant1_Low_5180_AV

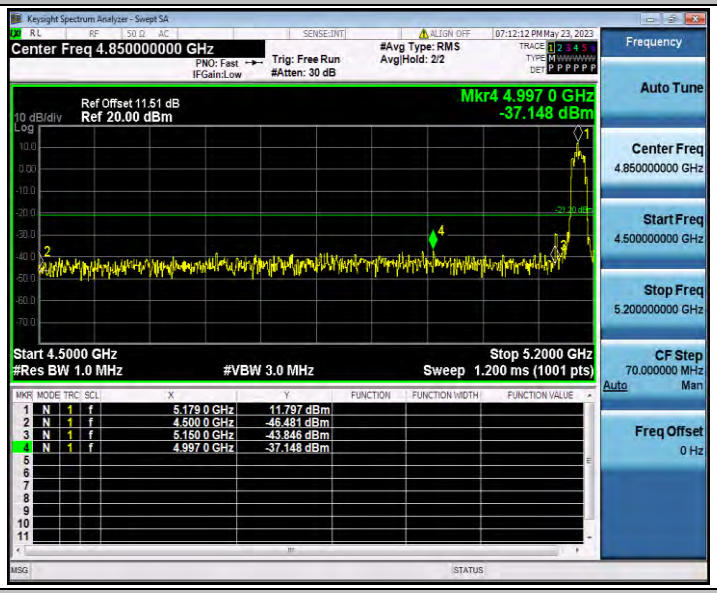

11AC20SISO_Ant1_Low_5180_Peak

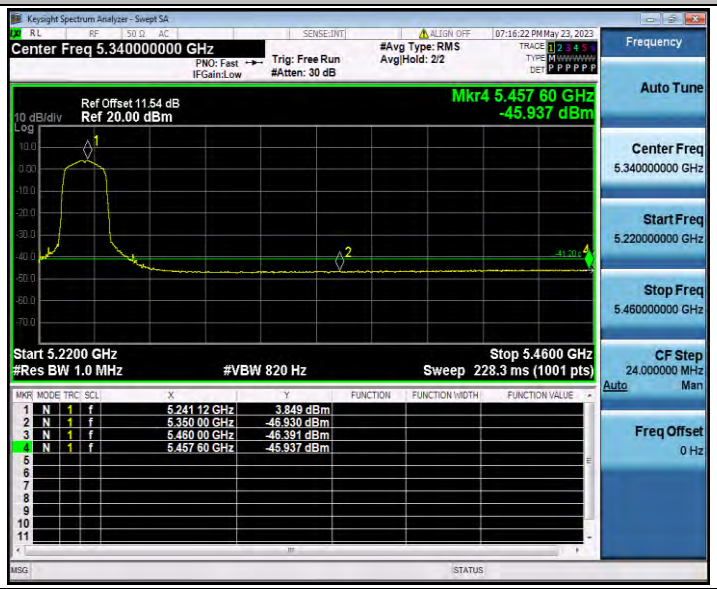

11AC20SISO_Ant1_High_5240_AV

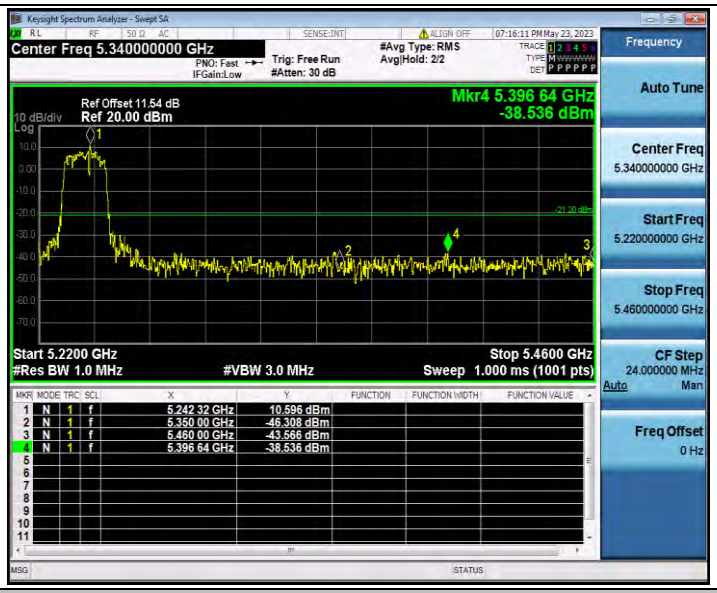

11AC20SISO_Ant1_High_5240_Peak

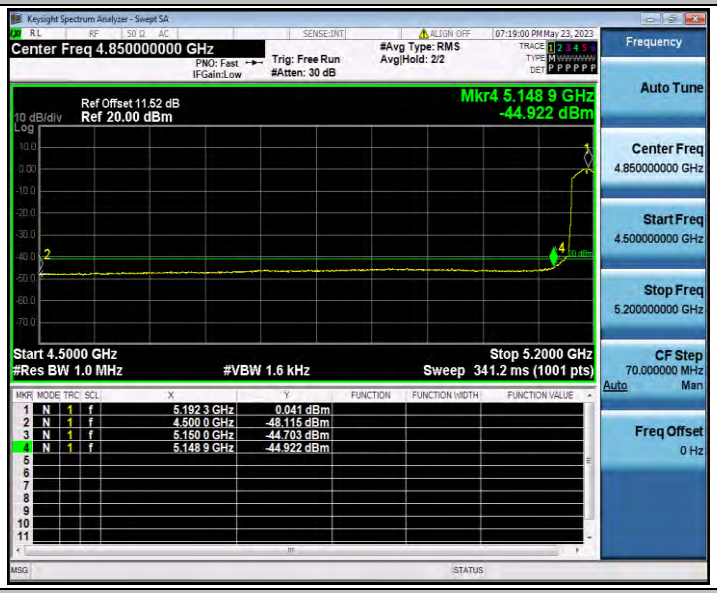

11AC40SISO_Ant1_Low_5190_AV

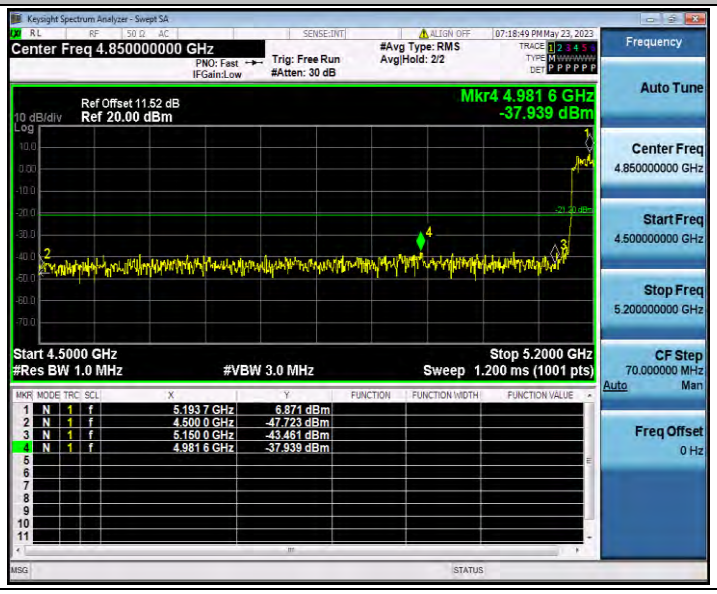

11AC40SISO_Ant1_Low_5190_Peak

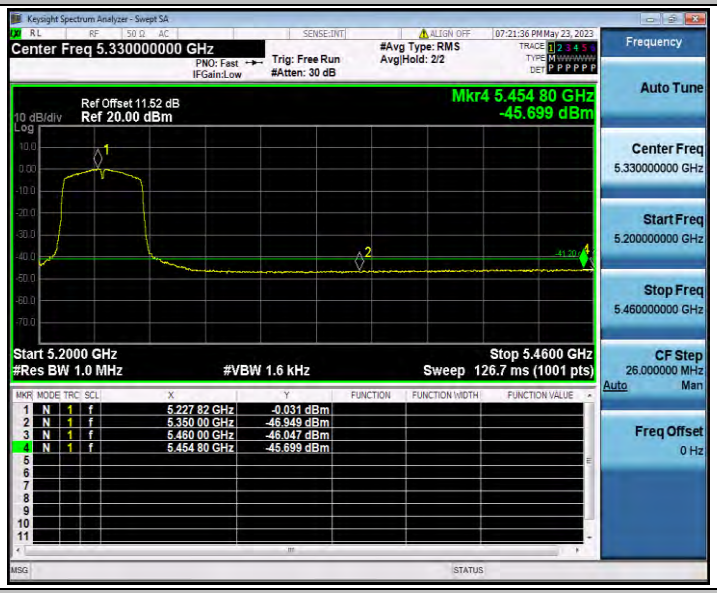

11AC40SISO_Ant1_High_5230_AV

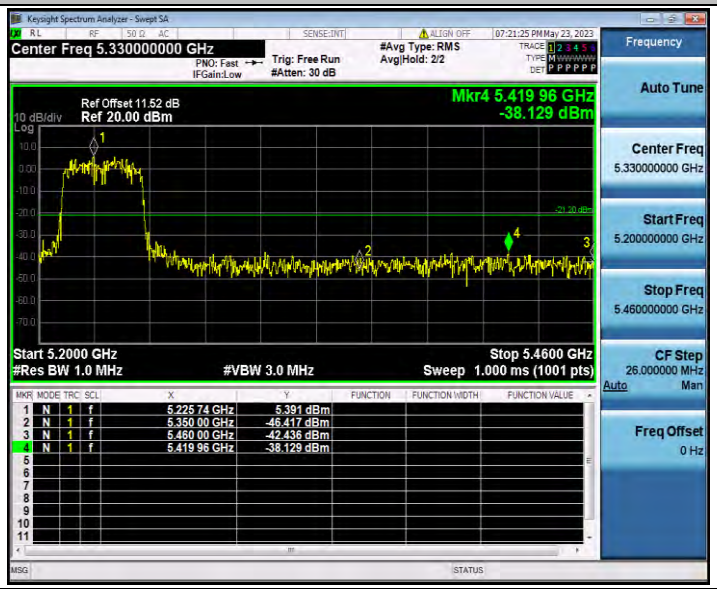

11AC40SISO_Ant1_High_5230_Peak

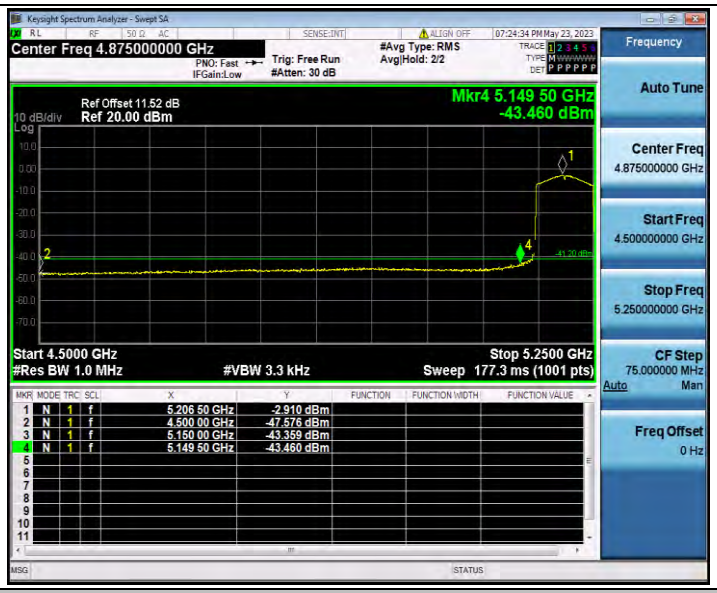

11AC80SISO_Ant1_Low_5210_AV

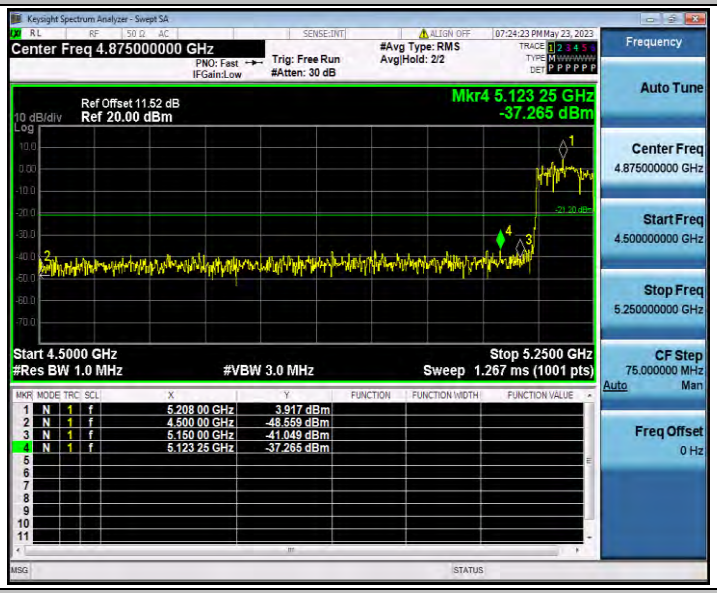

11AC80SISO_Ant1_Low_5210_Peak

11AC80SISO_Ant1_High_5210_AV

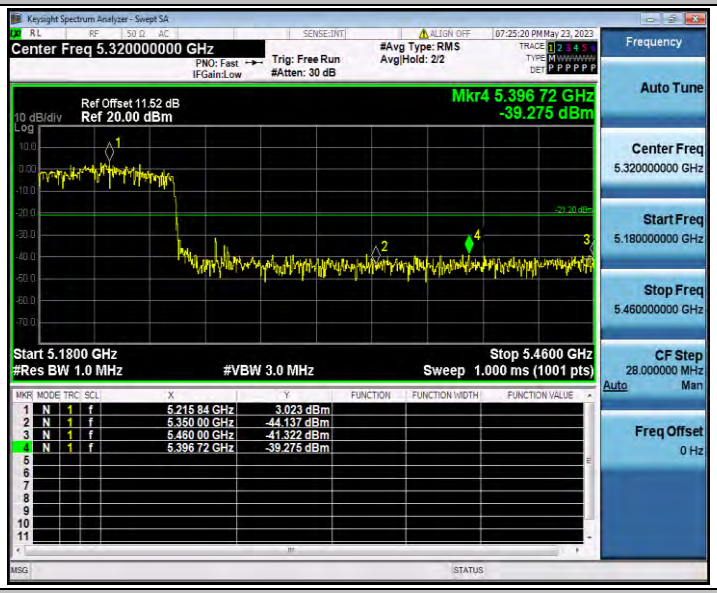

11AC80SISO_Ant1_High_5210_Peak