Case No. : GTS20230417015-1-4	
Ambient Condition: 23 ℃, 49 %RH, Atmos100.1Kpa,	
Test Date: 2023.5.23	**Test Engineer:** Jenny zeng

Appendix D.1: Occupied channel bandwidth

Test Result

TestMode	Antenna	Frequency[MHz]	OCB [MHz]	FL[MHz]	FH[MHz]	Limit[MHz]	Verdict
11A	Ant1	5745	16.948	5736.540	5753.488	---	---
		5785	17.042	5776.489	5793.531	---	---
		5825	17.025	5816.507	5833.532	---	---
11N20SISO	Ant1	5745	18.072	5735.931	5754.003	---	---
		5785	18.118	5775.923	5794.041	---	---
		5825	18.241	5815.875	5834.116	---	---
11N40SISO	Ant1	5755	36.446	5736.789	5773.235	---	---
		5795	36.427	5776.830	5813.257	---	---
11AC20SISO	Ant1	5745	17.923	5736.054	5753.977	---	---
		5785	17.860	5776.081	5793.941	---	---
		5825	17.929	5816.047	5833.976	---	---
11AC40SISO	Ant1	5755	36.377	5736.849	5773.226	---	---
		5795	36.278	5776.888	5813.166	---	---
11AC80SISO	Ant1	5775	75.356	5737.417	5812.773	---	---

Test Graphs

11A_Ant1_5745

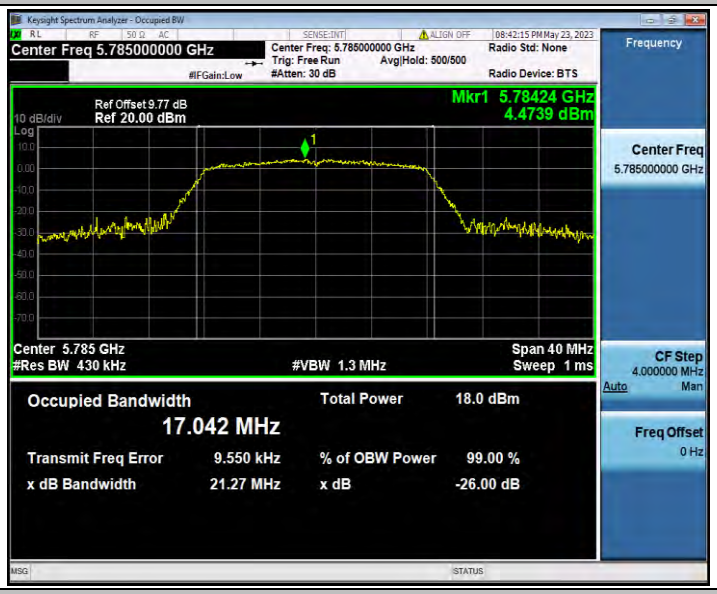

11A_Ant1_5785

11A_Ant1_5825

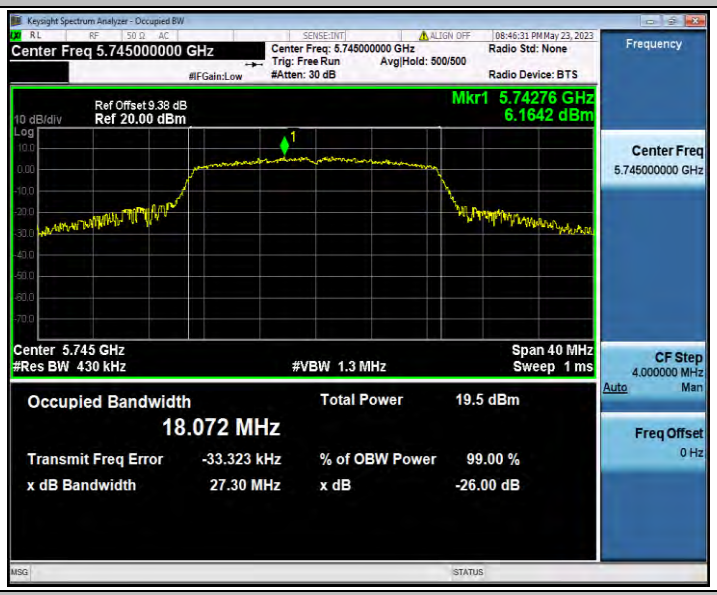

11N20SISO_Ant1_5745

11N20SISO_Ant1_5785

11N20SISO_Ant1_5825
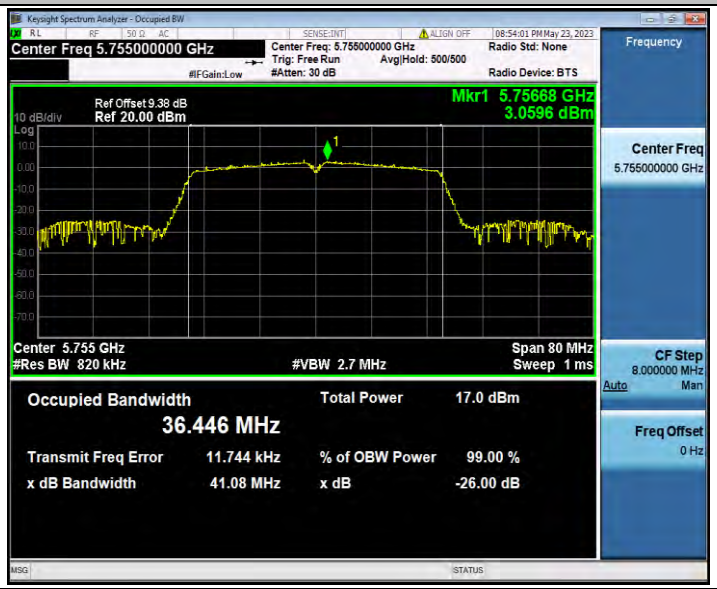

11N40SISO_Ant1_5755

11N40SISO_Ant1_5795

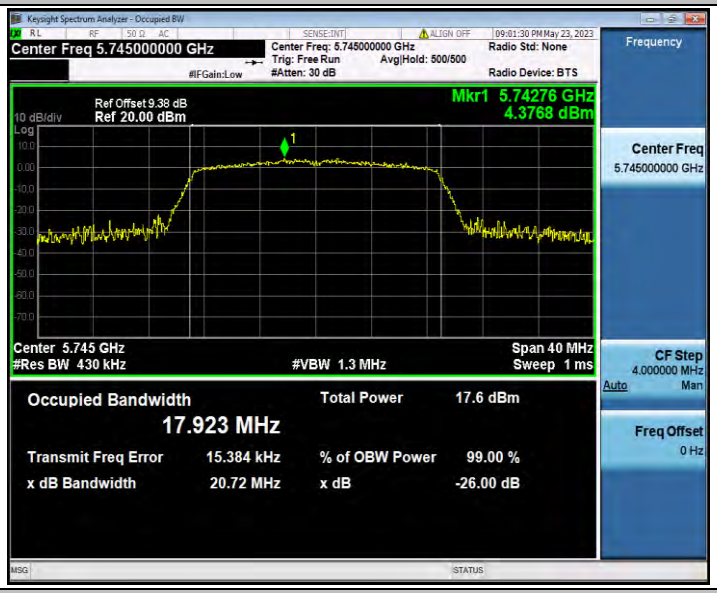

11AC20SISO_Ant1_5745

11AC20SISO_Ant1_5785

11AC20SISO_Ant1_5825

11AC40SISO_Ant1_5755

11AC40SISO_Ant1_5795

11AC80SISO_Ant1_5775

Appendix D.2: Min emission bandwidth

Test Result B4

TestMode	Antenna	Frequency[MHz]	6db EBW [MHz]	FL[MHz]	FH[MHz]	Limit[MHz]	Verdict
11A	Ant1	5745	14.840	5737.720	5752.560	0.5	PASS
		5785	14.720	5777.840	5792.560	0.5	PASS
		5825	15.040	5817.480	5832.520	0.5	PASS
11N20SISO	Ant1	5745	15.080	5737.440	5752.520	0.5	PASS
		5785	15.080	5777.440	5792.520	0.5	PASS
		5825	15.080	5817.480	5832.560	0.5	PASS
11N40SISO	Ant1	5755	35.040	5737.480	5772.520	0.5	PASS
		5795	35.040	5777.480	5812.520	0.5	PASS
11AC20SISO	Ant1	5745	15.120	5737.440	5752.560	0.5	PASS
		5785	15.040	5777.480	5792.520	0.5	PASS
		5825	15.040	5817.520	5832.560	0.5	PASS
11AC40SISO	Ant1	5755	35.040	5737.480	5772.520	0.5	PASS
		5795	35.040	5777.480	5812.520	0.5	PASS
11AC80SISO	Ant1	5775	75.200	5737.400	5812.600	0.5	PASS

Test Graphs B4

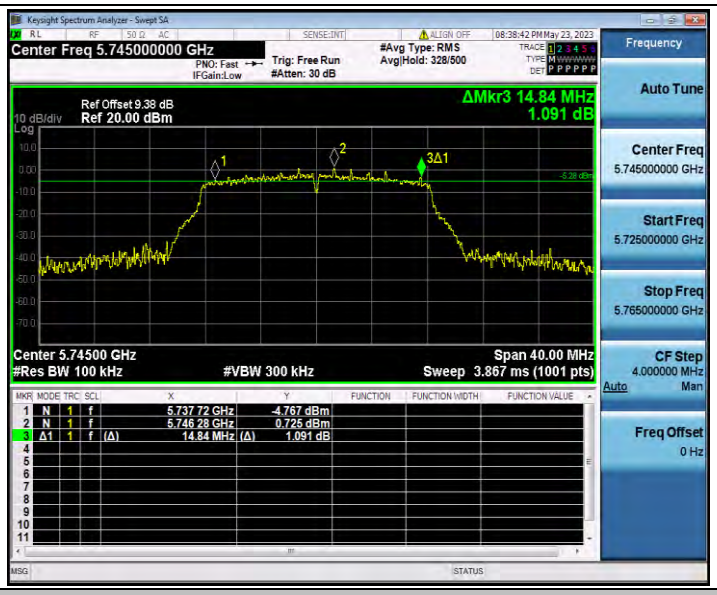

11A_Ant1_5745

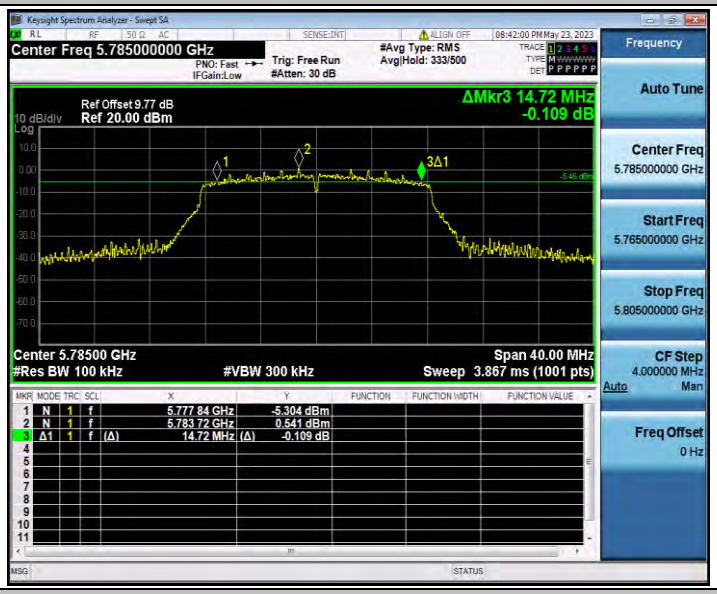

11A_Ant1_5785

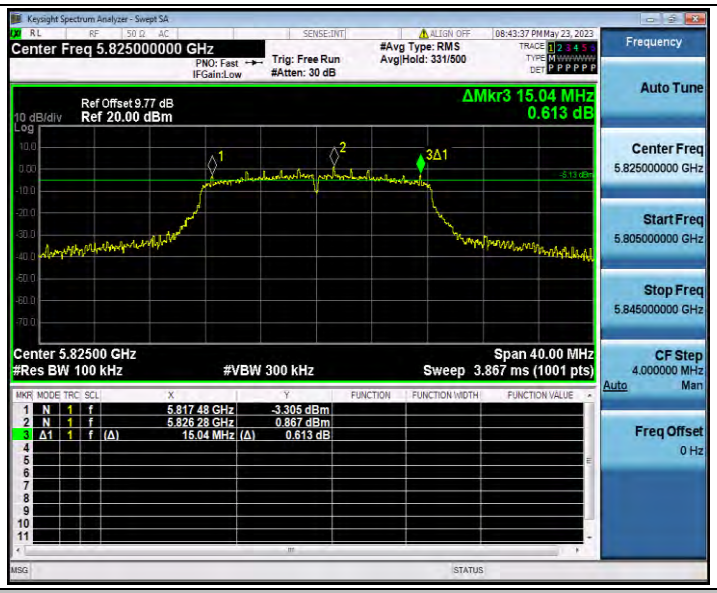

11A_Ant1_5825

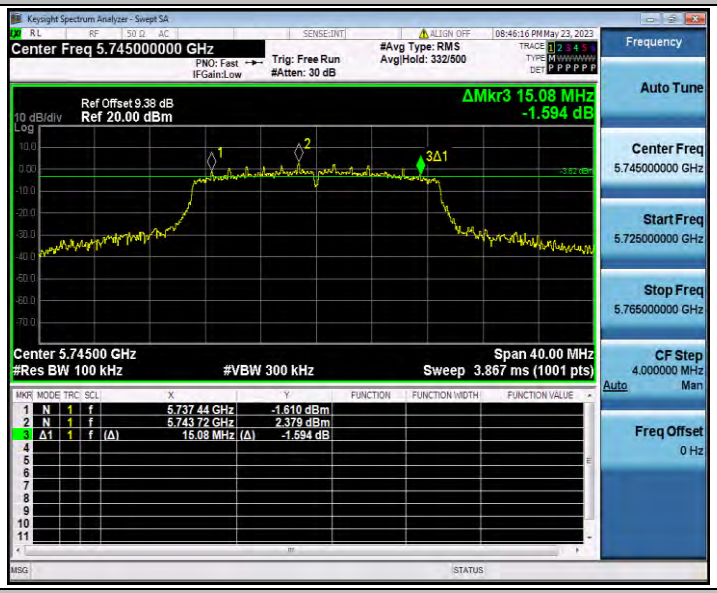

11N20SISO_Ant1_5745

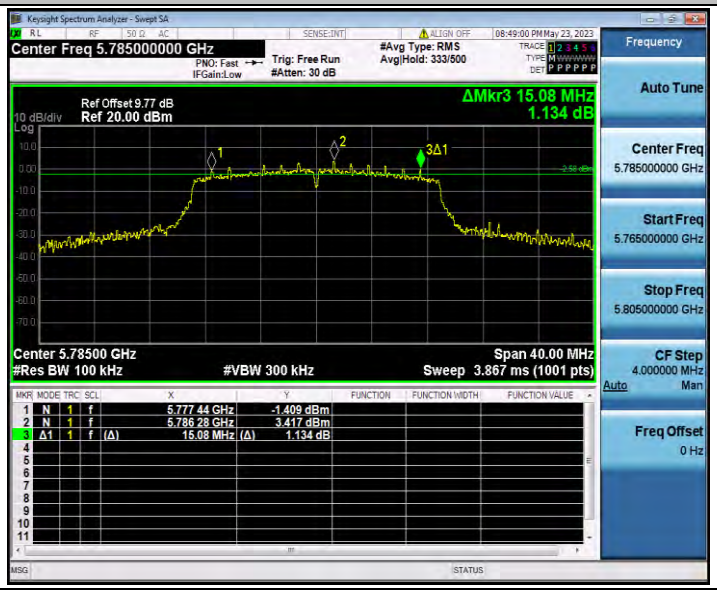

11N20SISO_Ant1_5785
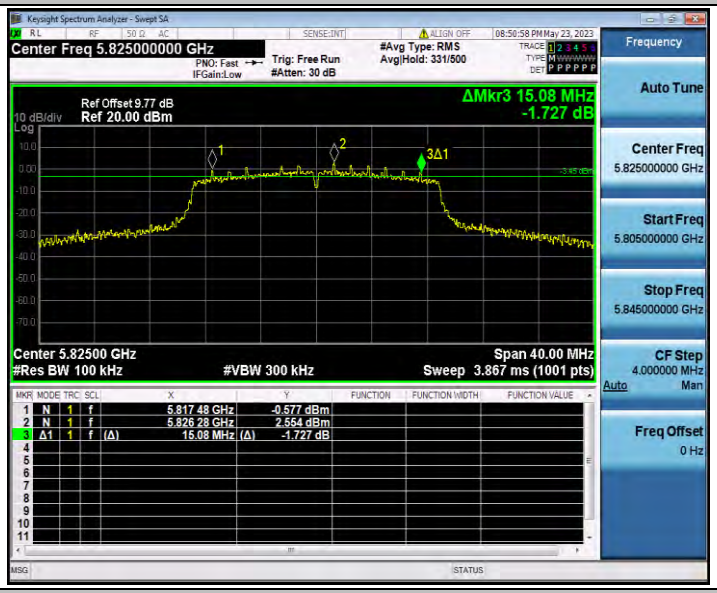
11N20SISO_Ant1_5825
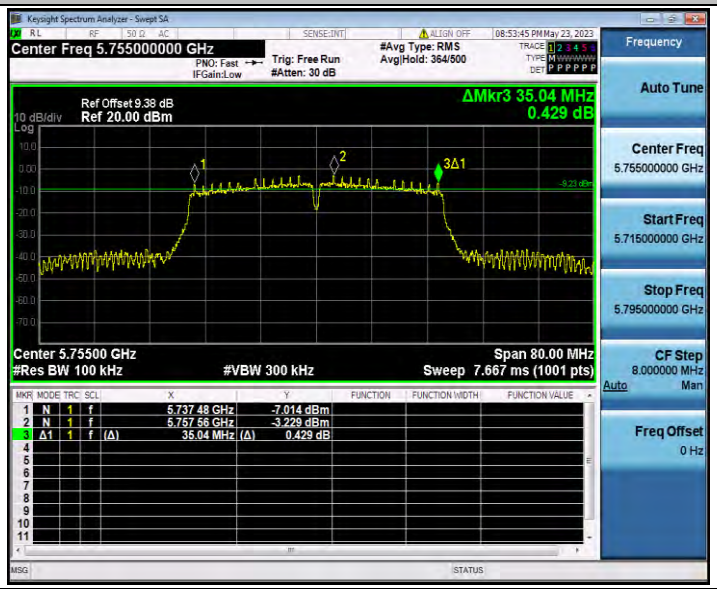
11N40SISO_Ant1_5755

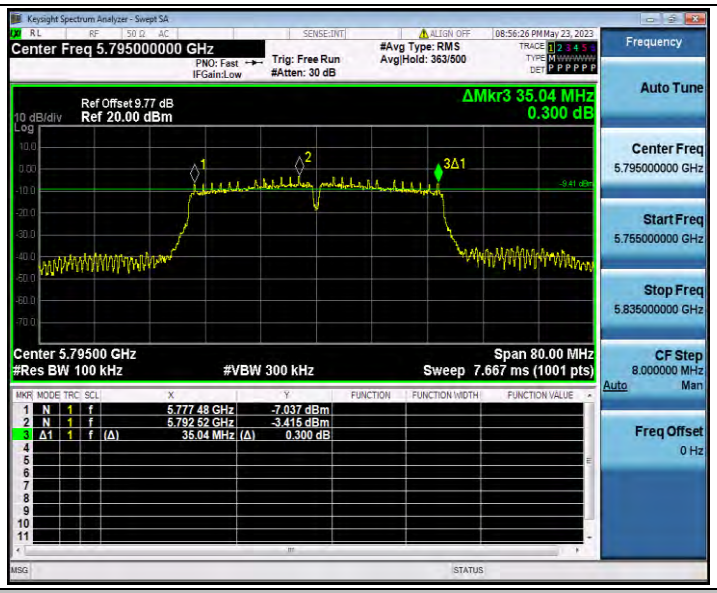

11N40SISO_Ant1_5795

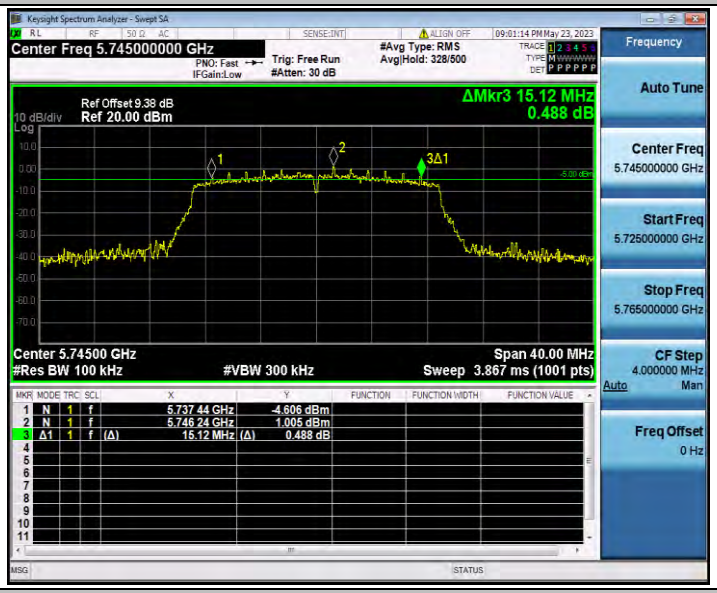

11AC20SISO_Ant1_5745

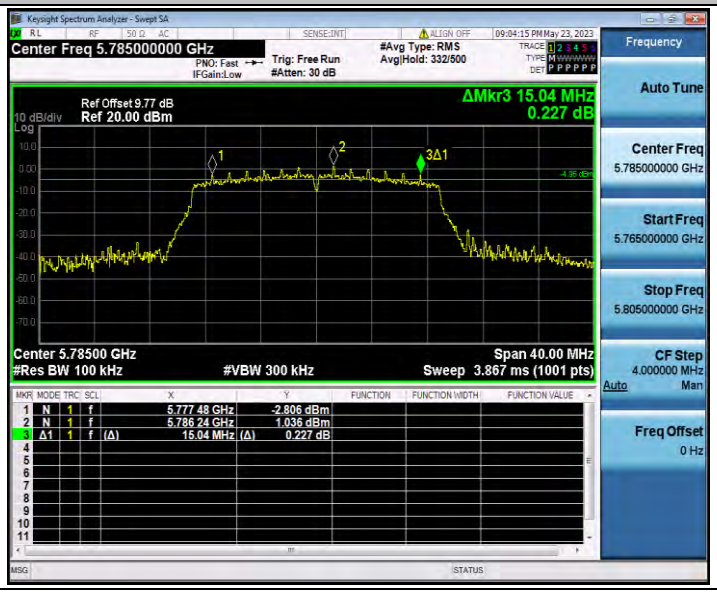

11AC20SISO_Ant1_5785
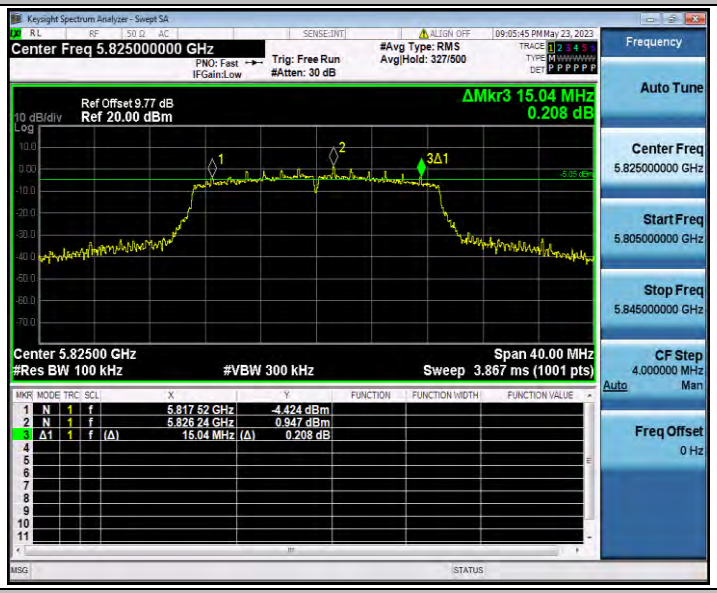

11AC20SISO_Ant1_5825
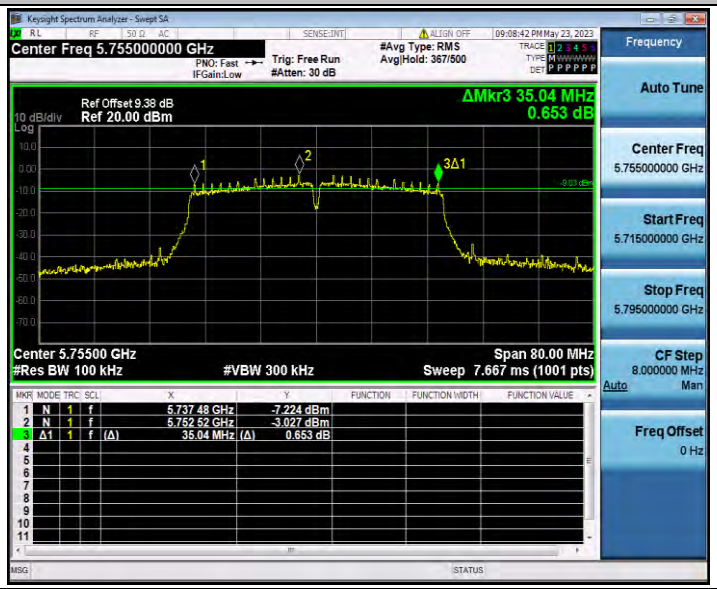

11AC40SISO_Ant1_5755

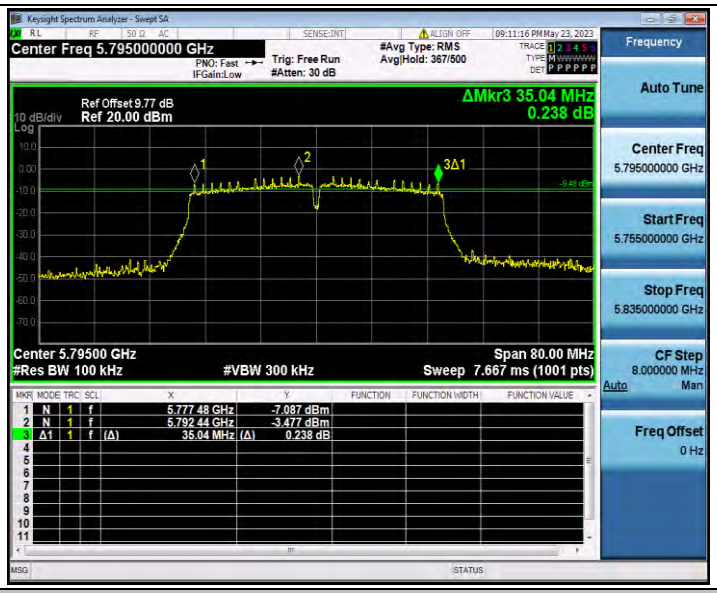

11AC40SISO_Ant1_5795

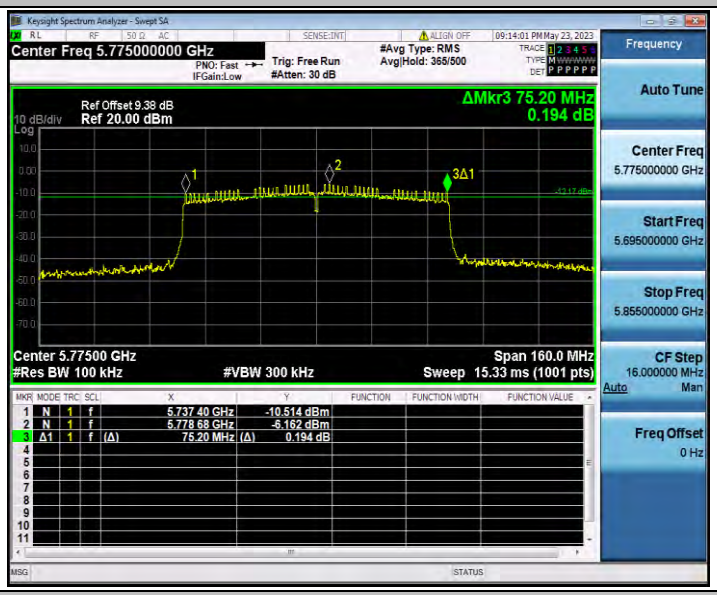

11AC80SISO_Ant1_5775

Appendix D.3: Duty Cycle

Test Result

TestMode	Antenna	Frequency[MHz]	Transmission Duration [ms]	Transmission Period [ms]	Duty Cycle [%]
11A	Ant1	5745	1.39	1.44	96.53
		5785	1.39	1.44	96.53
		5825	1.39	1.44	96.53
11N20SISO	Ant1	5745	1.30	1.34	97.01
		5785	1.30	1.34	97.01
		5825	1.30	1.35	96.30
11N40SISO	Ant1	5755	0.65	0.69	94.20
		5795	0.65	0.70	92.86
11AC20SISO	Ant1	5745	1.31	1.36	96.32
		5785	1.31	1.36	96.32
		5825	1.31	1.36	96.32
11AC40SISO	Ant1	5755	0.65	0.69	94.20
		5795	0.65	0.70	92.86
11AC80SISO	Ant1	5775	0.32	0.36	88.89

Test Graphs

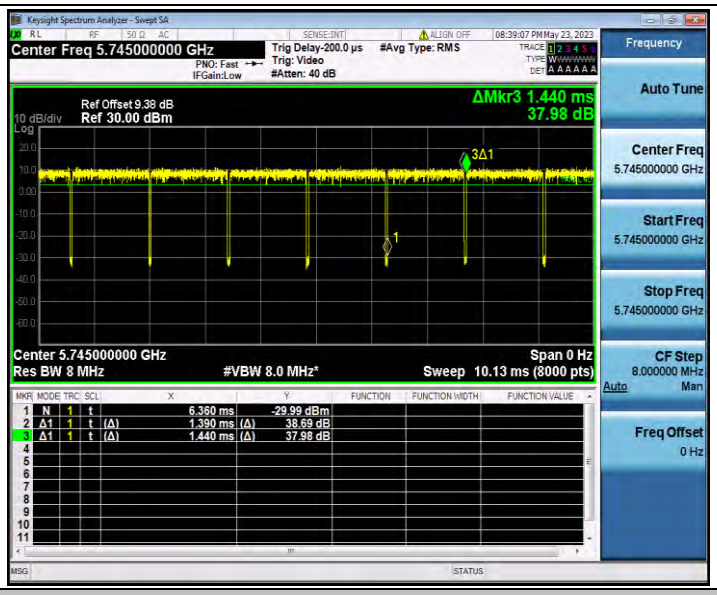

11A_Ant1_5745

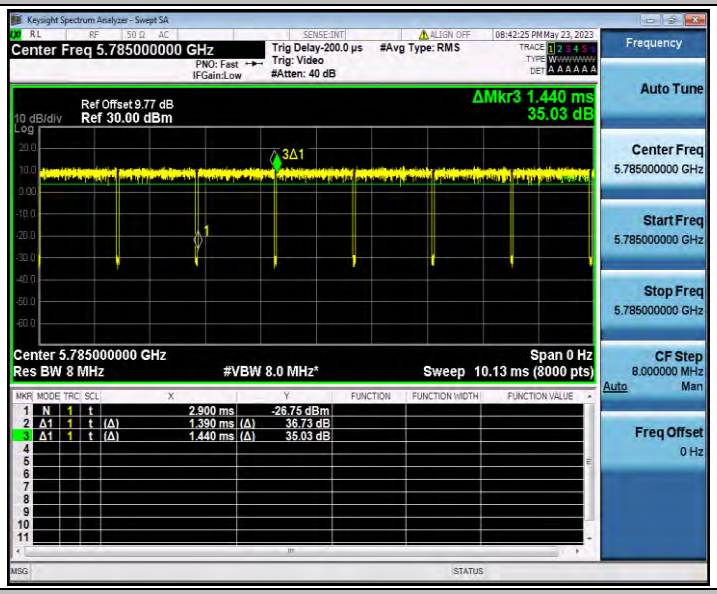

11A_Ant1_5785

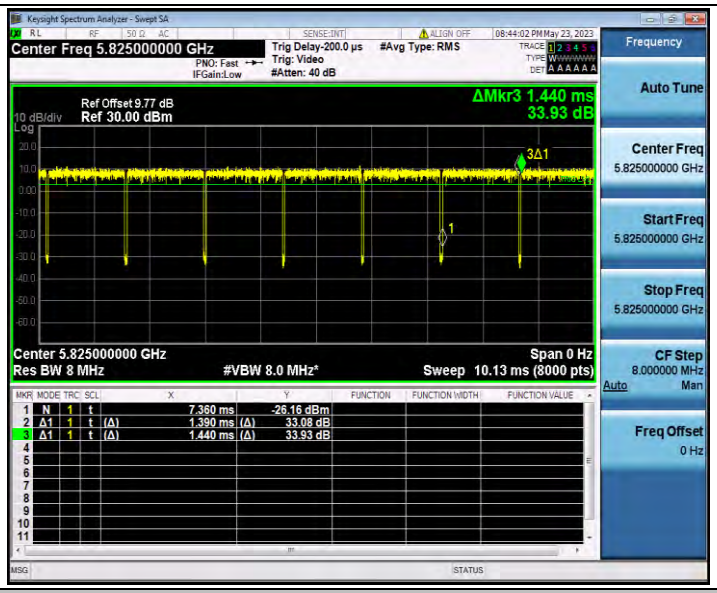

11A_Ant1_5825

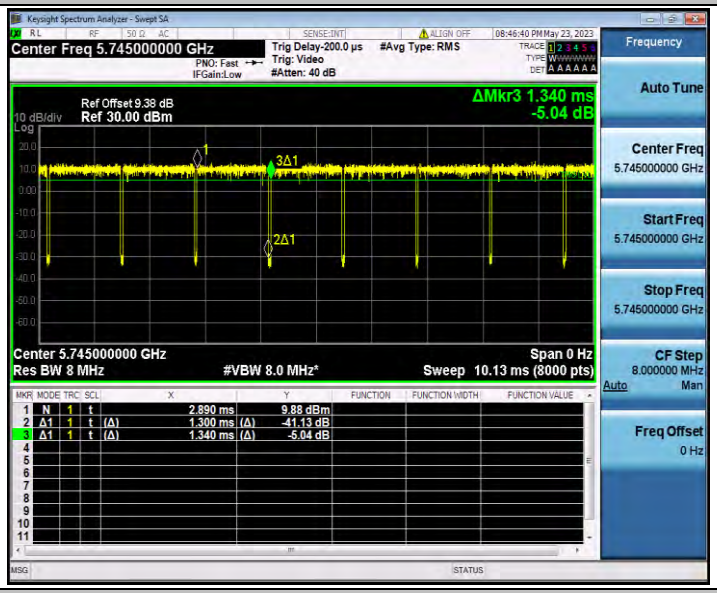

11N20SISO_Ant1_5745

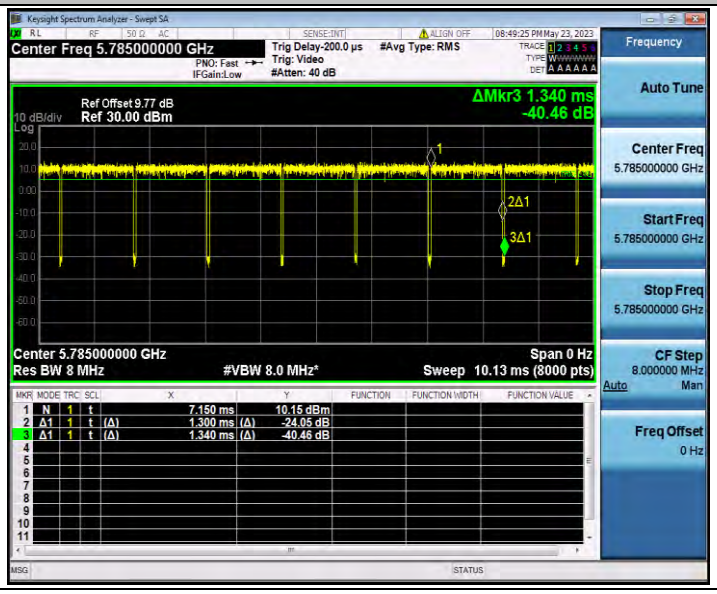

11N20SISO_Ant1_5785
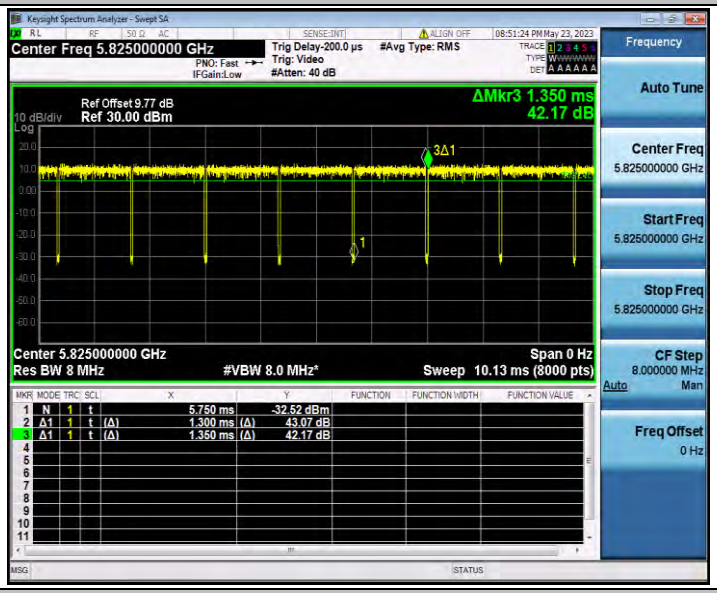
11N20SISO_Ant1_5825
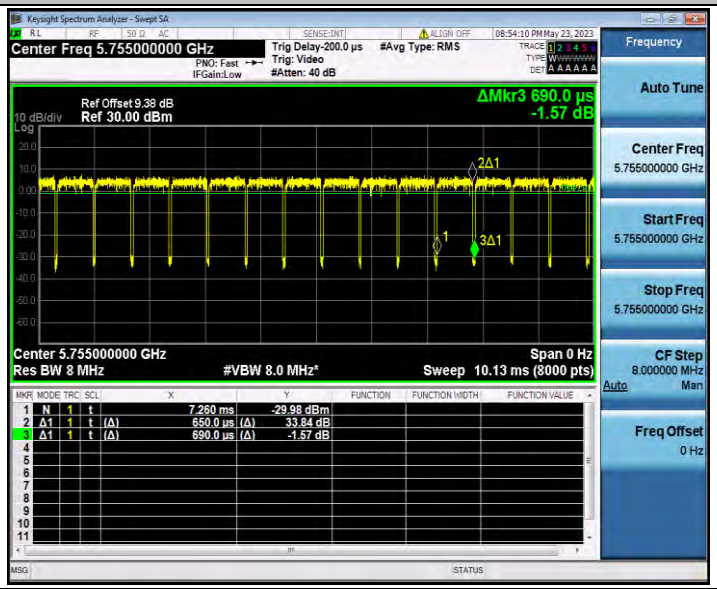
11N40SISO_Ant1_5755

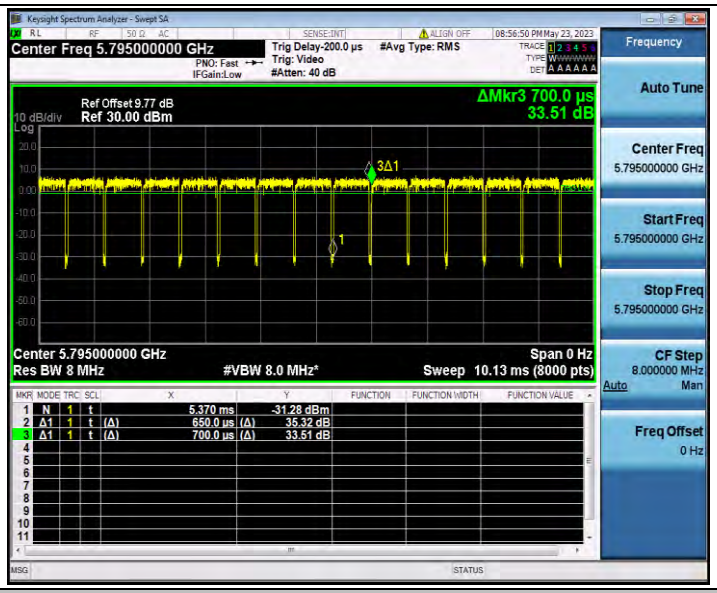

11N40SISO_Ant1_5795

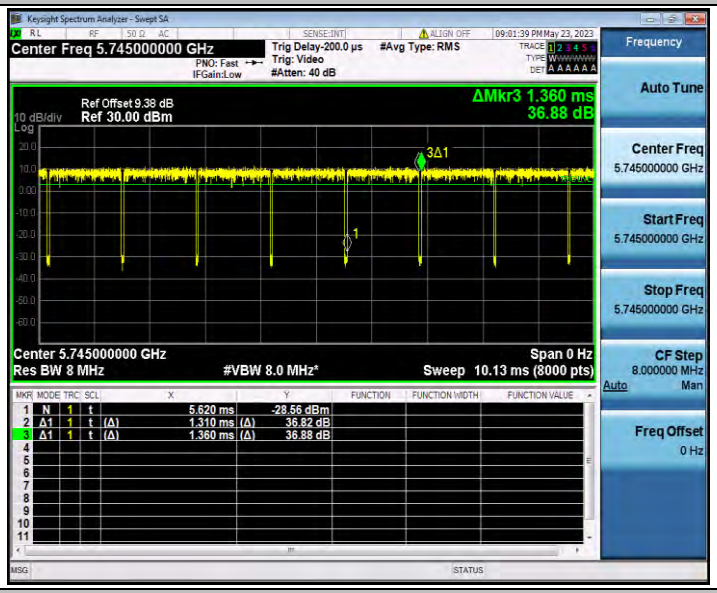

11AC20SISO_Ant1_5745

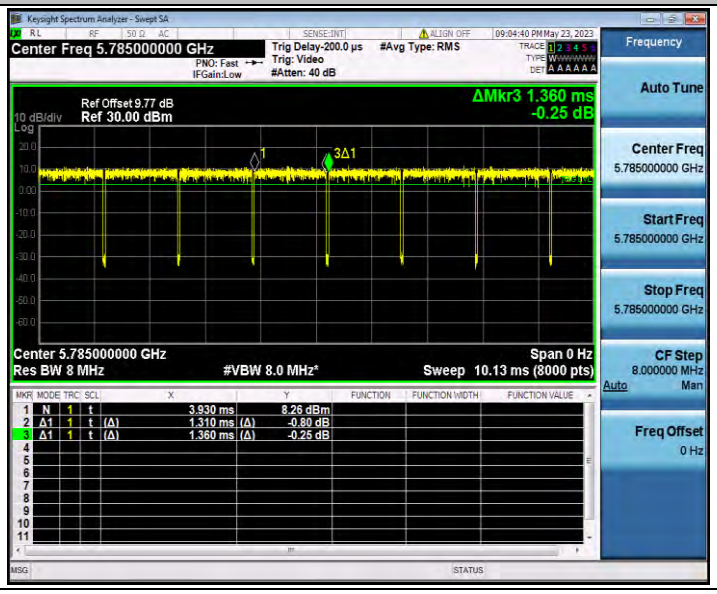

11AC20SISO_Ant1_5785
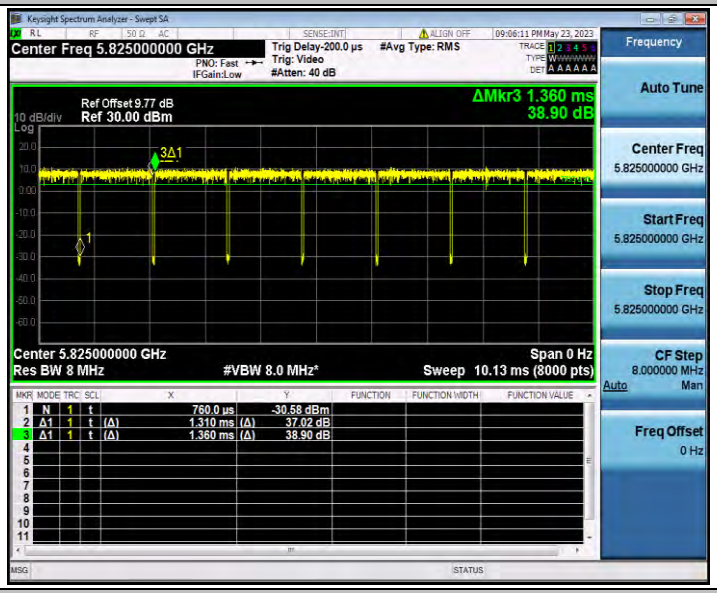
11AC20SISO_Ant1_5825
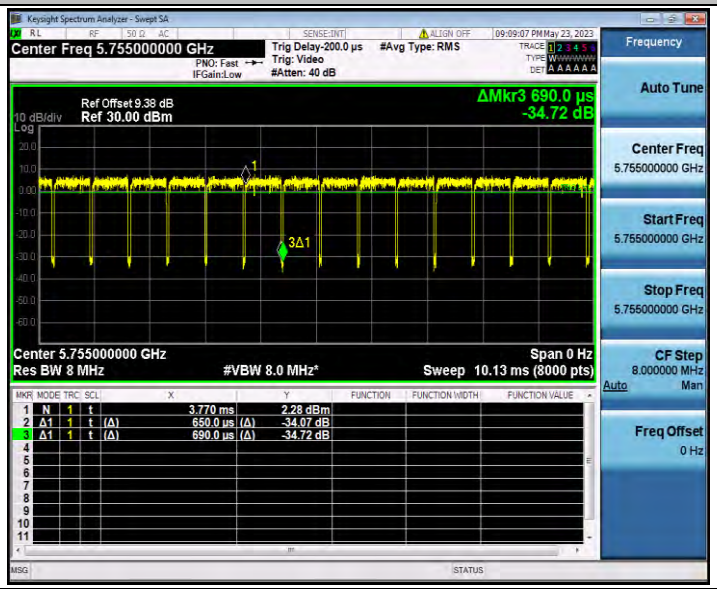
11AC40SISO_Ant1_5755

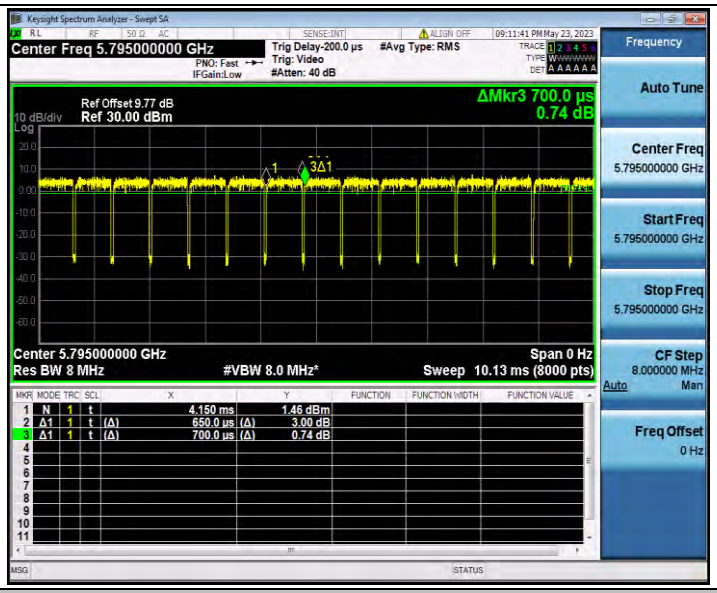

11AC40SISO_Ant1_5795

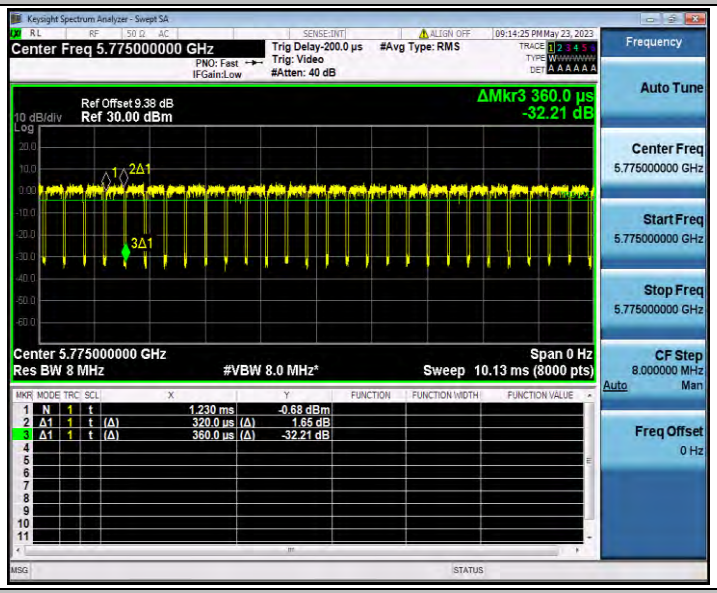

11AC80SISO_Ant1_5775

Appendix D.4: Maximum conducted output power

Test Result Channel Power

Test Mode	Antenna	Frequency[MHz]	Channel Powert [dBm]	Duty Cycle [%]	DC Factor [dBm]	Result [dBm]	Limit [dBm]	Verdict
11A	Ant1	5745	10.92	96.53	0.15	11.07	≤30.00	PASS
		5785	11.10	96.53	0.15	11.25	≤30.00	PASS
		5825	10.57	96.53	0.15	10.72	≤30.00	PASS
11N20SISO	Ant1	5745	12.79	97.01	0.13	12.92	≤30.00	PASS
		5785	12.92	97.01	0.13	13.05	≤30.00	PASS
		5825	12.21	96.30	0.16	12.37	≤30.00	PASS
11N40SISO	Ant1	5755	9.38	94.20	0.26	9.64	≤30.00	PASS
		5795	9.16	92.86	0.32	9.48	≤30.00	PASS
11AC20SISO	Ant1	5745	10.72	96.32	0.16	10.88	≤30.00	PASS
		5785	10.76	96.32	0.16	10.92	≤30.00	PASS
		5825	10.46	96.32	0.16	10.62	≤30.00	PASS
11AC40SISO	Ant1	5755	9.44	94.20	0.26	9.70	≤30.00	PASS
		5795	9.40	92.86	0.32	9.72	≤30.00	PASS
11AC80SISO	Ant1	5775	9.10	88.89	0.51	9.61	≤30.00	PASS

Note：The Duty Cycle Factor is compensated in the graph.

Appendix D.5: Maximum power spectral density

Test Result

TestMode	Antenna	Frequency[MHz]	Result [dBm/MHz]	Limit[dBm/MHz]	Verdict
11A	Ant1	5745	-2.21	≤30.00	PASS
		5785	-1.95	≤30.00	PASS
		5825	-2.46	≤30.00	PASS
11N20SISO	Ant1	5745	-0.61	≤30.00	PASS
		5785	-0.44	≤30.00	PASS
		5825	-0.96	≤30.00	PASS
11N40SISO	Ant1	5755	-6.74	≤30.00	PASS
		5795	-6.89	≤30.00	PASS
11AC20SISO	Ant1	5745	-2.57	≤30.00	PASS
		5785	-2.56	≤30.00	PASS
		5825	-2.7	≤30.00	PASS
11AC40SISO	Ant1	5755	-6.64	≤30.00	PASS
		5795	-6.59	≤30.00	PASS
11AC80SISO	Ant1	5775	-9.84	≤30.00	PASS

Note：1.The Result and Limit Unit is dBm/500 kHz in the band 5.725–5.85 GHz.
2.The Duty Cycle Factor and RBW Factor is compensated in the graph.

Test Graphs

11A_Ant1_5745

11A_Ant1_5785

11A_Ant1_5825

11N20SISO_Ant1_5745

11N20SISO_Ant1_5785
11N20SISO_Ant1_5825
11N40SISO_Ant1_5755

11N40SISO_Ant1_5795

11AC20SISO_Ant1_5745

11AC20SISO_Ant1_5785

11AC20SISO_Ant1_5825

11AC40SISO_Ant1_5755

11AC40SISO_Ant1_5795

11AC80SISO_Ant1_5775

Appendix D.6: Band edge measurements

Test Result B4

TestMode	Antenna	ChName	Frequency[MHz]	FreqRange [MHz]	Result [dBm]	Limit [dBm]	Verdict
11A	Ant1	Low	5745	5650~5700	-38.1	≤-15.72	PASS
				5700~5720	-36.49	≤13.50	PASS
				5720~5725	-28.46	≤20.80	PASS
				5760~5650	-40.17	≤-27	PASS
		High	5825	5850~5855	-30.91	≤21.64	PASS
				5855~5875	-35.99	≤10.32	PASS
				5875~5925	-37.84	≤8.01	PASS
				5925~5935	-38.17	≤-27	PASS
11N20SISO	Ant1	Low	5745	5650~5700	-34.49	≤8.87	PASS
				5700~5720	-25.44	≤15.50	PASS
				5720~5725	-19.4	≤23.94	PASS
				5760~5650	-38.5	≤-27	PASS
		High	5825	5850~5855	-28.58	≤15.79	PASS
				5855~5875	-31.42	≤10.70	PASS
				5875~5925	-37.21	≤-12.07	PASS
				5925~5935	-38.61	≤-27	PASS
11N40SISO	Ant1	Low	5755	5650~5700	-38.74	≤-13.52	PASS
				5700~5720	-24.68	≤15.54	PASS
				5720~5725	-23.67	≤22.51	PASS
				5780~5650	-39.96	≤-27	PASS
		High	5795	5850~5855	-35.22	≤17.91	PASS
				5855~5875	-36.72	≤11.10	PASS
				5875~5925	-38.01	≤-4.21	PASS
				5925~5935	-39.24	≤-27	PASS
11AC20SISO	Ant1	Low	5745	5650~5700	-37.33	≤0.96	PASS
				5700~5720	-30.73	≤15.24	PASS
				5720~5725	-25.11	≤20.54	PASS
				5760~5650	-39.14	≤-27	PASS
		High	5825	5850~5855	-33.45	≤18.87	PASS
				5855~5875	-36.86	≤10.02	PASS
				5875~5925	-38.12	≤-23.06	PASS
				5925~5935	-39.12	≤-27	PASS
11AC40SISO	Ant1	Low	5755	5650~5700	-38.44	≤-6.82	PASS
				5700~5720	-30.31	≤14.63	PASS
				5720~5725	-28.15	≤22.82	PASS

				5780~5650	-40.31	≤-27	PASS
		High	5795	5850~5855	-36.75	≤16.03	PASS
				5855~5875	-37.84	≤10.22	PASS
				5875~5925	-38.39	≤-9.22	PASS
				5925~5935	-38.99	≤-27	PASS
11AC80S ISO	Ant1	Low	5775	5650~5700	-35.27	≤7.84	PASS
				5700~5720	-31.09	≤15.26	PASS
				5720~5725	-31.26	≤25.89	PASS
				5800~5650	-39.44	≤-27	PASS
		High	5775	5850~5855	-32	≤22.12	PASS
				5855~5875	-32.78	≤12.66	PASS
				5875~5925	-36.79	≤-23.94	PASS
				5925~5935	-38.2	≤-27	PASS

Test Graphs B4

11A_Ant1_Low_5745

11A_Ant1_High_5825

11N20SISO_Ant1_Low_5745

11N20SISO_Ant1_High_5825

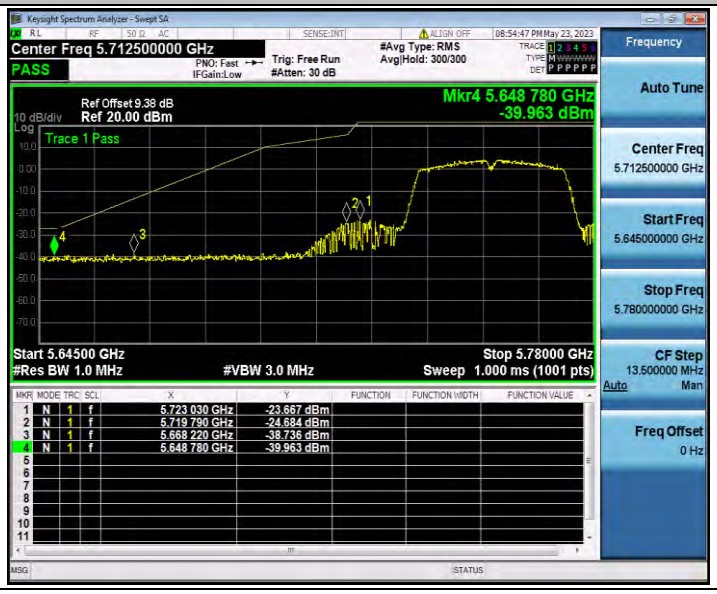

11N40SISO_Ant1_Low_5755

11N40SISO_Ant1_High_5795

11AC20SISO_Ant1_Low_5745

11AC20SISO_Ant1_High_5825

11AC40SISO_Ant1_Low_5755

11AC40SISO_Ant1_High_5795

11AC80SISO_Ant1_Low_5775

11AC80SISO_Ant1_High_5775

Appendix D.7: Conducted Spurious Emission

Test Result

TestMode	Antenna	Frequency[MHz]	FreqRange [MHz]	Max. Fre [MHz]	Max. Level [dBm]	Limit [dBm]	Verdict
11A	Ant1	5745	30~5650	5475.97	-40.39	≤-27	PASS
			5925~40000	24909.36	-32.64	≤-27	PASS
		5785	30~5650	5428.95	-39.82	≤-27	PASS
			5925~40000	24223.02	-32.49	≤-27	PASS
		5825	30~5650	5492.45	-40.51	≤-27	PASS
			5925~40000	24246.2	-31.37	≤-27	PASS
11N20SISO	Ant1	5745	30~5650	5608.41	-40.89	≤-27	PASS
			5925~40000	24785.72	-33.2	≤-27	PASS
		5785	30~5650	5437.94	-39.82	≤-27	PASS
			5925~40000	24138.02	-32.33	≤-27	PASS
		5825	30~5650	4980.28	-39.16	≤-27	PASS
			5925~40000	24185.08	-31.12	≤-27	PASS
11N40SISO	Ant1	5755	30~5650	5255.1	-40.9	≤-27	PASS
			5925~40000	26810.33	-32.58	≤-27	PASS
		5795	30~5650	5549.96	-39.97	≤-27	PASS
			5925~40000	23653.29	-32.16	≤-27	PASS
11AC20SISO	Ant1	5745	30~5650	5515.49	-41.19	≤-27	PASS
			5925~40000	25627.32	-32.96	≤-27	PASS
		5785	30~5650	5377.8	-39.95	≤-27	PASS
			5925~40000	24248.31	-31.82	≤-27	PASS
		5825	30~5650	5439.81	-39.62	≤-27	PASS
			5925~40000	24275	-32.66	≤-27	PASS
11AC40SISO	Ant1	5755	30~5650	1736.23	-40.25	≤-27	PASS
			5925~40000	26851.77	-32.47	≤-27	PASS
		5795	30~5650	4906.29	-39.89	≤-27	PASS
			5925~40000	24753.41	-32.09	≤-27	PASS
11AC80SISO	Ant1	5775	30~5650	4862.26	-41.08	≤-27	PASS
			5925~40000	24982.42	-32.57	≤-27	PASS

Test Graphs

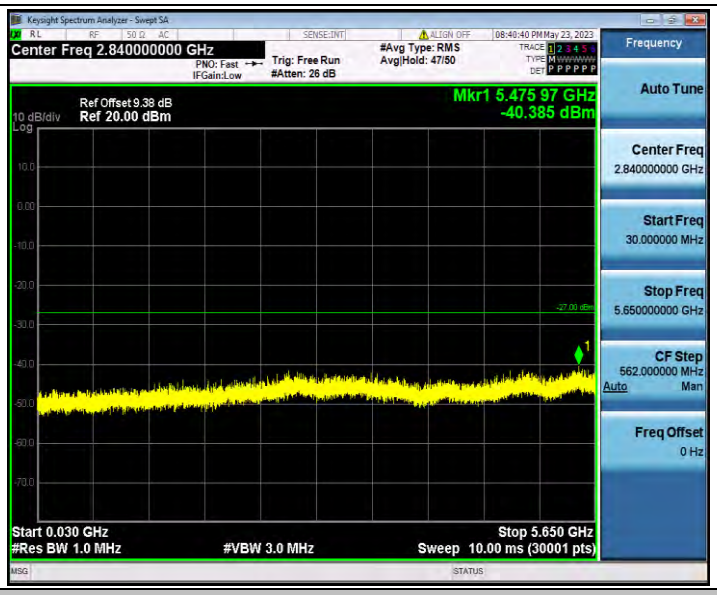

11A_Ant1_5745_30~5650

11A_Ant1_5745_5925~40000

11A_Ant1_5785_30~5650

11A_Ant1_5785_5925~40000

11A_Ant1_5825_30~5650
11A_Ant1_5825_5925~40000
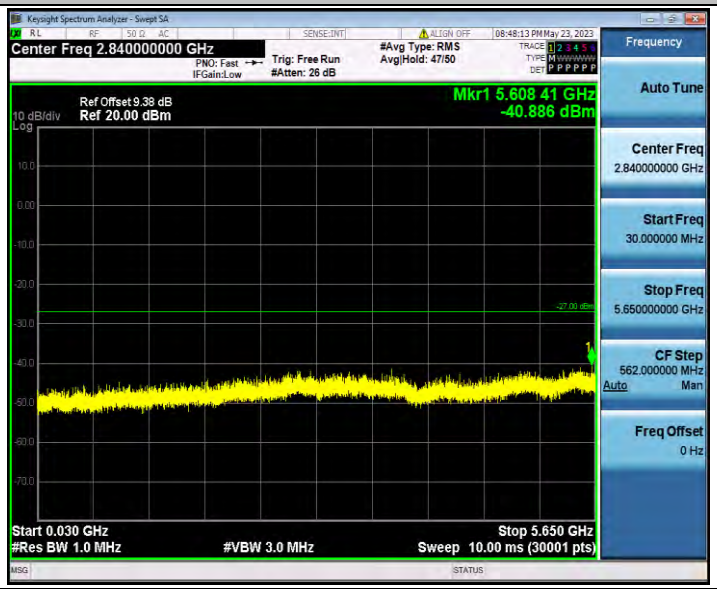
11N20SISO_Ant1_5745_30~5650

11N20SISO_Ant1_5745_5925~40000

11N20SISO_Ant1_5785_30~5650

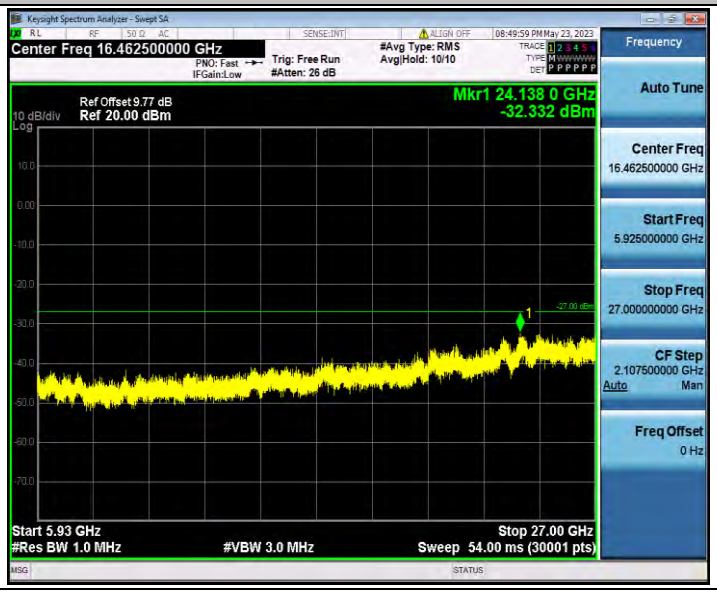

11N20SISO_Ant1_5785_5925~40000

11N20SISO_Ant1_5825_30~5650

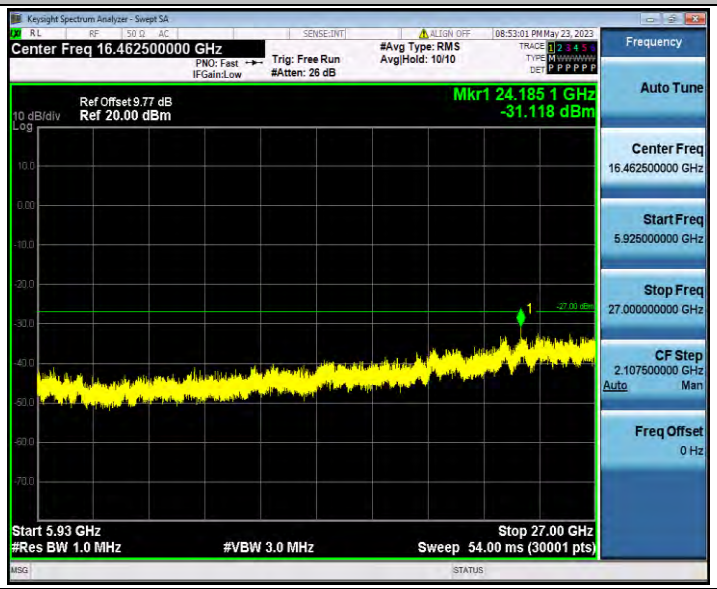

11N20SISO_Ant1_5825_5925~40000

11N40SISO_Ant1_5755_30~5650

11N40SISO_Ant1_5755_5925~40000

11N40SISO_Ant1_5795_30~5650

11N40SISO_Ant1_5795_5925~40000

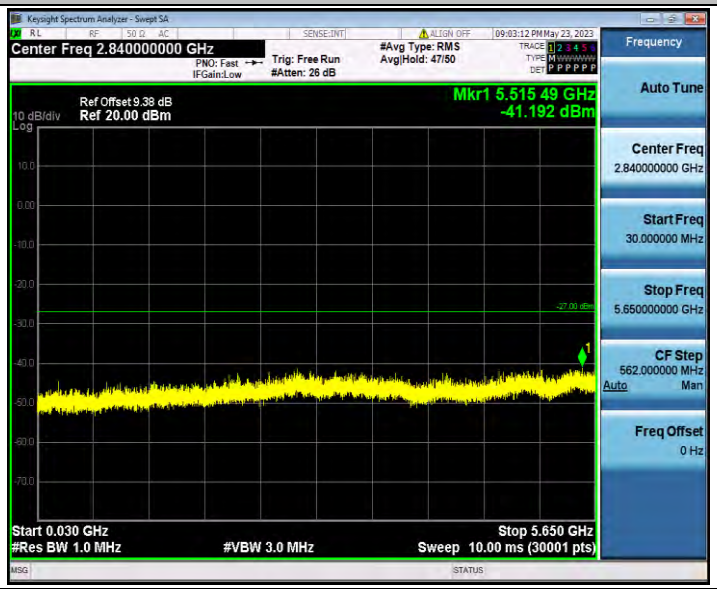

11AC20SISO_Ant1_5745_30~5650

11AC20SISO_Ant1_5745_5925~40000

11AC20SISO_Ant1_5785_30~5650

11AC20SISO_Ant1_5785_5925~40000

11AC20SISO_Ant1_5825_30~5650

11AC20SISO_Ant1_5825_5925~40000

11AC40SISO_Ant1_5755_30~5650

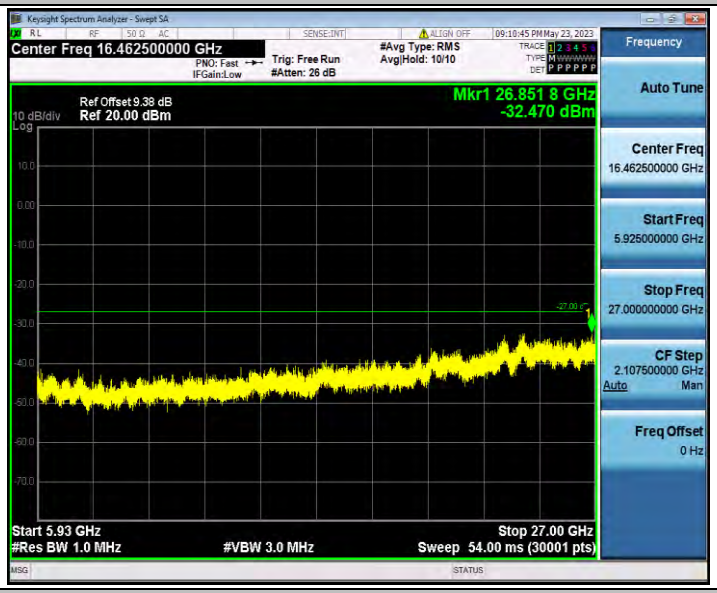

11AC40SISO_Ant1_5755_5925~40000

11AC40SISO_Ant1_5795_30~5650

11AC40SISO_Ant1_5795_5925~40000

11AC80SISO_Ant1_5775_30~5650

11AC80SISO_Ant1_5775_5925~40000

Appendix D.8: Emissions in Restricted Bands

Test Result

TestMode	Antenna	ChName	Frequency[MHz]	Detector	Freq [MHz]	Result [dBm]	Limit [dBm]	Result [dBuV/m]	Limit [dBuV/m]	Verdict
11A	Ant1	Low	5745	Peak	5650.000	-39.251	≤-27.00	---	---	PASS
				Peak	5700.000	-38.59	≤10.00	---	---	PASS
				Peak	5720.000	-36.76	≤15.60	---	---	PASS
				Peak	5725.000	-29.84	≤27.00	- --	- --	PASS
		High	5825	Peak	5850.000	-31.747	≤15.60	---	---	PASS
				Peak	5855.000	-35.87	≤27.00	---	---	PASS
				Peak	5875.000	-39.34	≤15.60	---	---	PASS
				Peak	5925.000	-39.43	≤10.00	- --	- --	PASS
11N20SISO	Ant1	Low	5745	Peak	5650.000	-39.722	≤-27.00	---	---	PASS
				Peak	5700.000	-38.99	≤10.00	---	---	PASS
				Peak	5720.000	-27.25	≤15.60	---	---	PASS
				Peak	5725.000	-24.06	≤27.00	- --	- --	PASS
		High	5825	Peak	5850.000	-28.325	≤15.60	---	---	PASS
				Peak	5855.000	-33.02	≤27.00	---	---	PASS
				Peak	5875.000	-37.74	≤15.60	---	---	PASS
				Peak	5925.000	-38.63	≤10.00	- --	- --	PASS
11N40SISO	Ant1	Low	5755	Peak	5650.000	-40.432	≤-27.00	---	---	PASS
				Peak	5700.000	-40.3	≤10.00	---	---	PASS
				Peak	5720.000	-23.04	≤15.60	---	---	PASS
				Peak	5725.000	-34.18	≤27.00	- --	- --	PASS
		High	5795	Peak	5850.000	-36.435	≤15.60	---	---	PASS
				Peak	5855.000	-39.09	≤27.00	---	---	PASS
				Peak	5875.000	-39.05	≤15.60	---	---	PASS
				Peak	5925.000	-39.6	≤10.00	- --	- --	PASS
11AC20SISO	Ant1	Low	5745	Peak	5650.000	-40.529	≤-27.00	---	---	PASS
				Peak	5700.000	-39.57	≤10.00	---	---	PASS
				Peak	5720.000	-31.01	≤15.60	---	---	PASS
				Peak	5725.000	-28.86	≤27.00	- --	- --	PASS
		High	5825	Peak	5850.000	-37.329	≤15.60	---	---	PASS

				Peak	5855.000	-36.17	≤27.00	---	---	PASS
				Peak	5875.000	-38.64	≤15.60	---	---	PASS
				Peak	5925.000	-39.44	≤10.00	- --	- --	PASS
11AC40SISO	Ant1	Low	5755	Peak	5650.000	-41.011	≤-27.00	---	---	PASS
				Peak	5700.000	-38.62	≤10.00	---	---	PASS
				Peak	5720.000	-33.93	≤15.60	---	---	PASS
				Peak	5725.000	-29.92	≤27.00	- --	- --	PASS
		High	5795	Peak	5850.000	-36.697	≤15.60	---	---	PASS
				Peak	5855.000	-39.42	≤27.00	---	---	PASS
				Peak	5875.000	-39.06	≤15.60	---	---	PASS
				Peak	5925.000	-37.07	≤10.00	- --	- --	PASS
11AC80SISO	Ant1	Low	5775	Peak	5650.000	-40.154	≤-27.00	---	---	PASS
				Peak	5700.000	-38.66	≤10.00	---	---	PASS
				Peak	5720.000	-29.59	≤15.60	---	---	PASS
				Peak	5725.000	-31.7	≤27.00	- --	- --	PASS
		High	5775	Peak	5850.000	-33.141	≤15.60	---	---	PASS
				Peak	5855.000	-34.25	≤27.00	---	---	PASS
				Peak	5875.000	-38.43	≤15.60	---	---	PASS
				Peak	5925.000	-38.89	≤10.00	- --	- --	PASS

Note：

1. The Antenna Gain is compensated in the graph.
2. The Duty Cycle Factor is compensated in the graph.
3. For transmitters operating in 5150-5350 GHz band and 5470-5725 GHz band: The limit in dBm for average detector is conversion from 54dBuV/m, according to 15.209(a). The limit in dBm for peak detector is 20dB above the limit of average detector in dBm.

Test Graphs

11A_Ant1_Low_5745_Peak

11A_Ant1_High_5825_Peak

11N20SISO_Ant1_Low_5745_Peak

11N20SISO_Ant1_High_5825_Peak

11N40SISO_Ant1_Low_5755_Peak

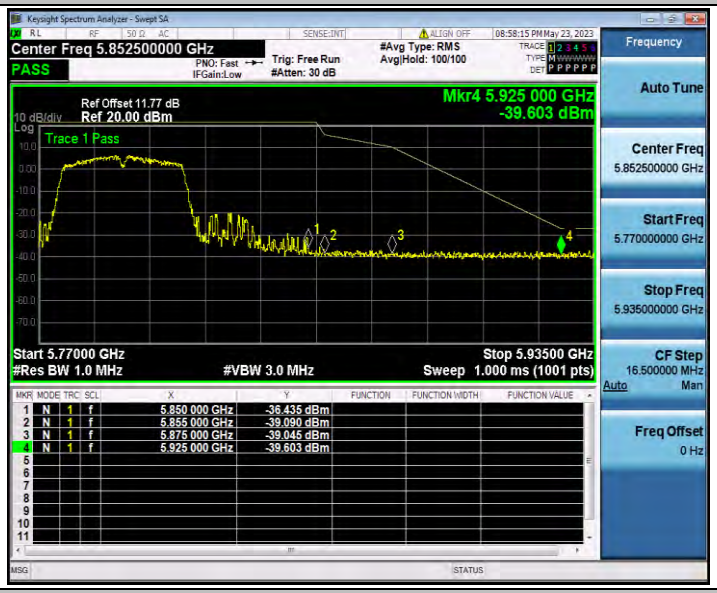

11N40SISO_Ant1_High_5795_Peak

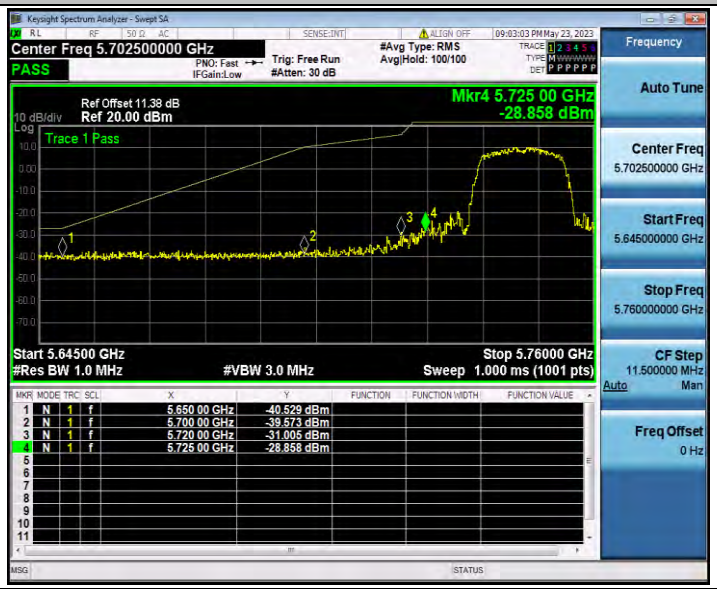

11AC20SISO_Ant1_Low_5745_Peak

11AC20SISO_Ant1_High_5825_Peak

11AC40SISO_Ant1_Low_5755_Peak

11AC40SISO_Ant1_High_5795_Peak

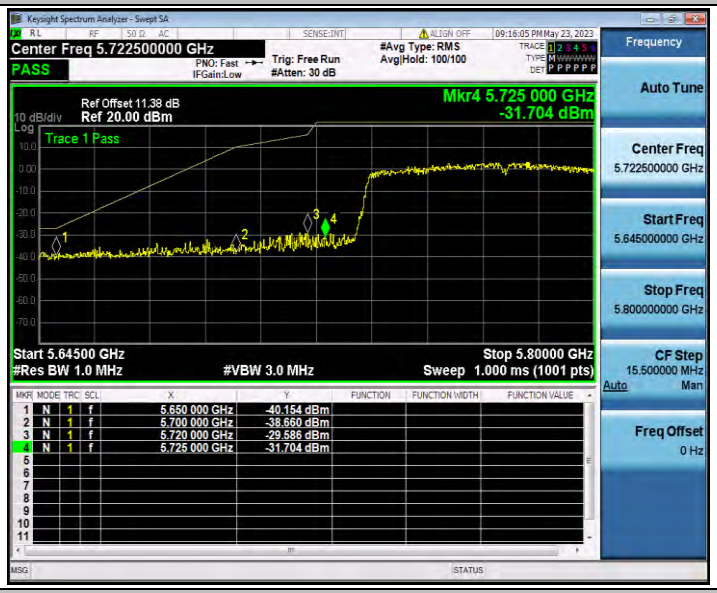

11AC80SISO_Ant1_Low_5775_Peak

11AC80SISO_Ant1_High_5775_Peak