RF Test Data for 2.4G Wi-Fi (Conducted Measurements)

General Description of EUT	
Product Name:	BW6 Wire-Free Camera
Test Model:	BW6
Sample ID:	202306-0316-2-2#
Environmental Conditions	
Temperature:	25℃
Relative Humidity:	55%
Test Voltage:	DC 3.7V
Test Engineer:	Huang jian ping
Note: For a more detailed features description, please refer to the report TBR-C-202306-0316-3 The report only show the worst case data.	

Contents

1. -6bB Bandwidth 3
1.1.Test Result 3
1.2.Test Graphs 4
2. Occupied Channel Bandwidth 7
2.1.Test Result 7
2.2.Test Graphs 8
3. Maximum conducted output power 11
3.1.Test Result 11
4. Maximum power spectral density 12
4.1.Test Result 12
4.2.Test Graphs 13
5. Band edge measurements 16
5.1.Test Result 16
5.2.Test Graphs 17
6. Conducted Spurious Emission 19
6.1.Test Result 19
6.2.Test Graphs 20
7. Duty Cycle 29
7.1.Test Result 29
7.2.Test Graphs 30
8. Emissions in Restricted Bands 33
8.1.Test Result 33
8.2.Test Graphs 35

1. -6bB Bandwidth

1.1.Test Result

TestMode	Antenna	Channel	-6bB BW [MHz]	FL[MHz]	FH[MHz]	Limit[MHz]	Verdict
11B	Ant1	2412	9.00	2407.64	2416.64	0.5	PASS
		2437	9.16	2432.44	2441.60	0.5	PASS
		2462	9.12	2457.48	2466.60	0.5	PASS
11G	Ant1	2412	16.32	2403.84	2420.16	0.5	PASS
		2437	16.36	2428.80	2445.16	0.5	PASS
		2462	16.36	2453.80	2470.16	0.5	PASS
11N20SISO	Ant1	2412	17.80	2403.08	2420.88	0.5	PASS
		2437	17.60	2428.20	2445.80	0.5	PASS
		2462	17.60	2453.20	2470.80	0.5	PASS

1.2.Test Graphs

11B_Ant1_2412

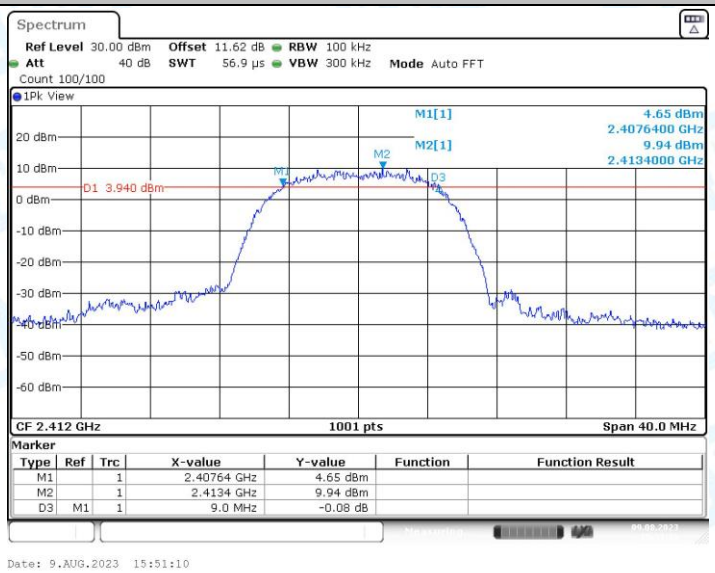

11B_Ant1_2437

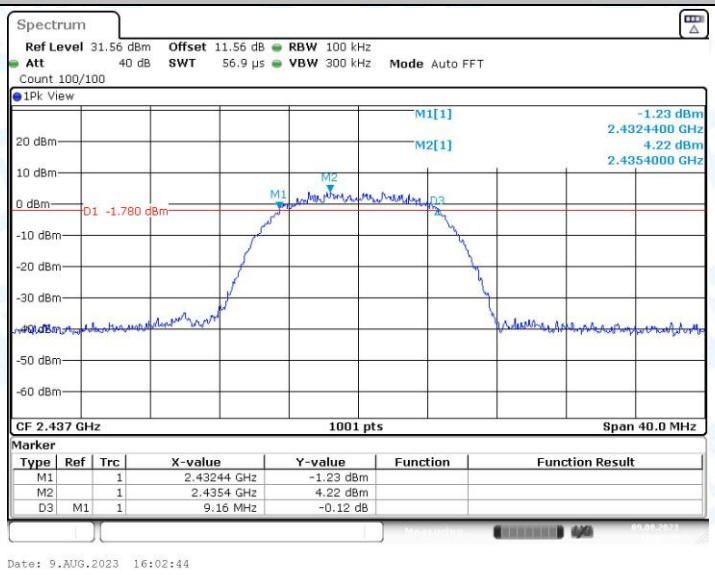

11B_Ant1_2462

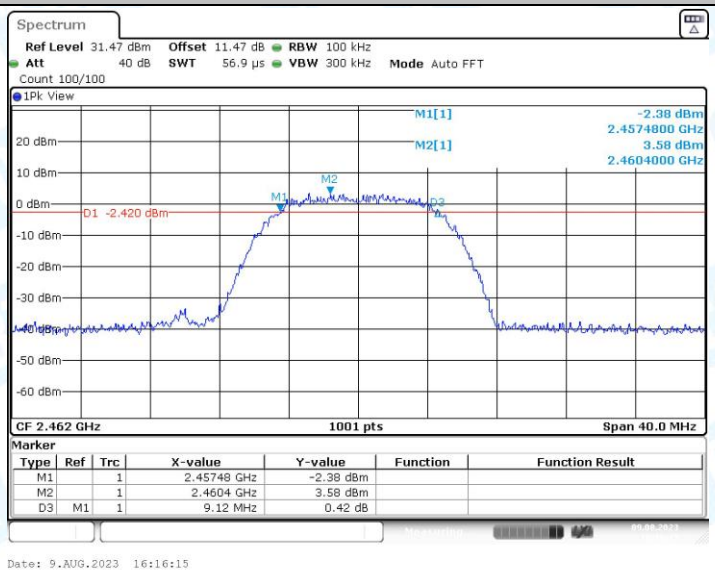

11G_Ant1_2412

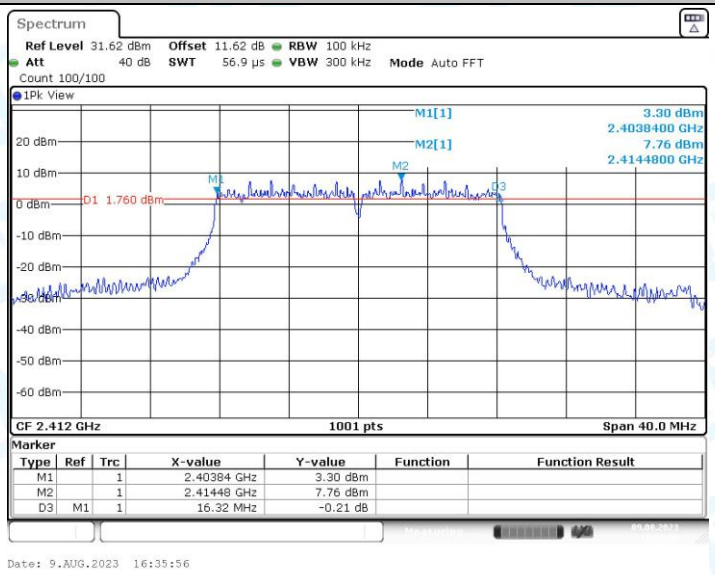

11G_Ant1_2437

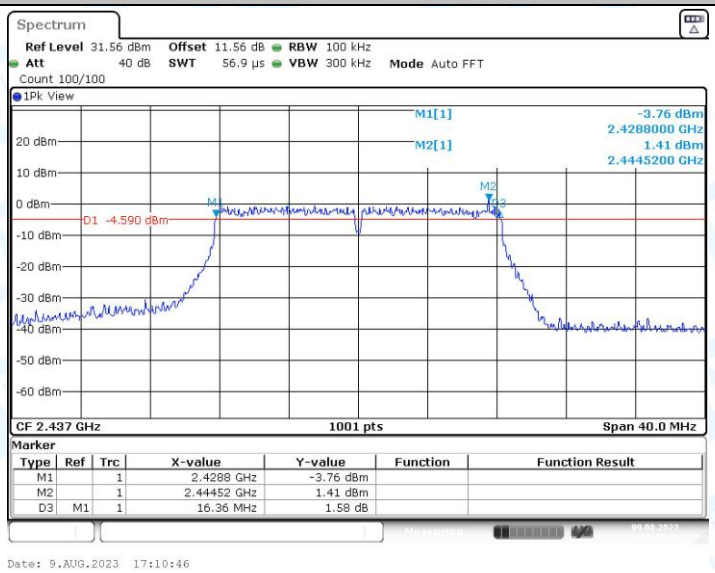

11G_Ant1_2462

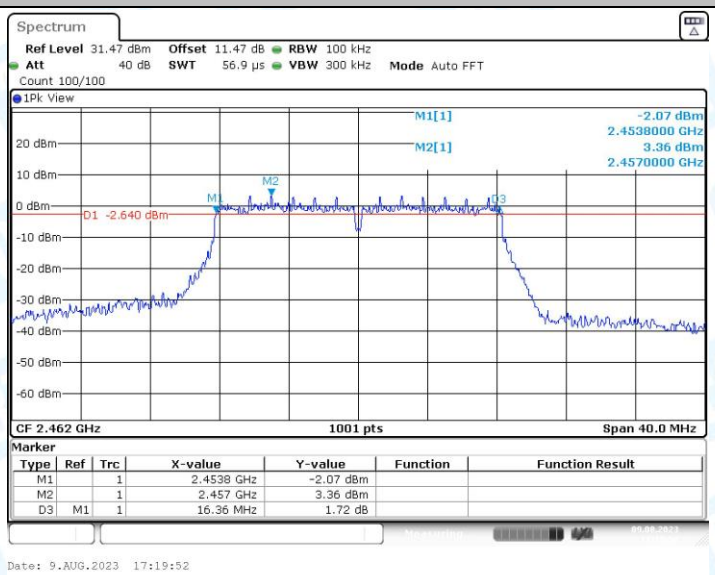

11N20SISO_Ant1_2412

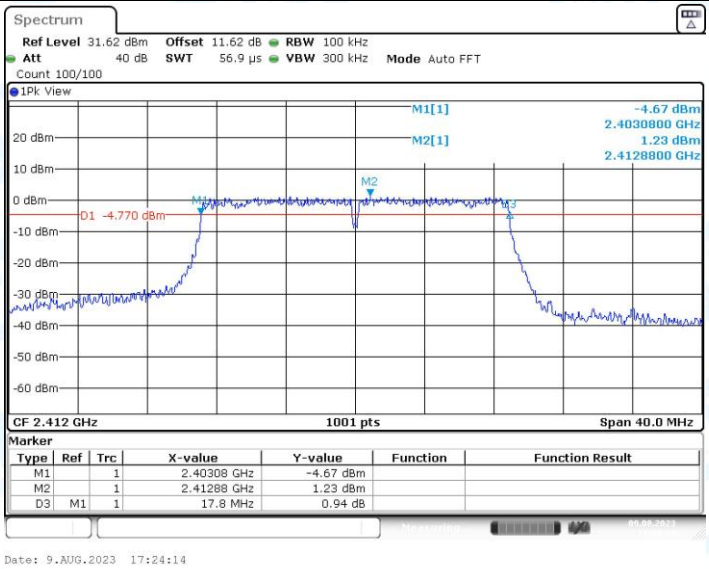

11N20SISO_Ant1_2437

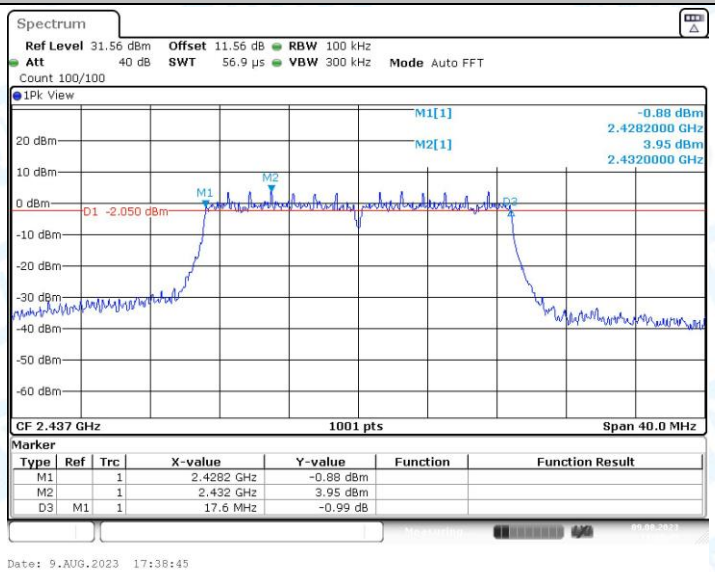

11N20SISO_Ant1_2462

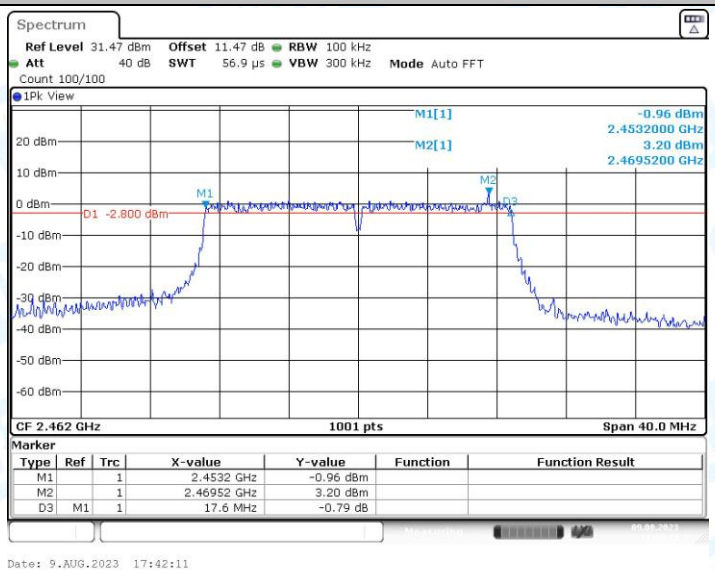

2. Occupied Channel Bandwidth

2.1.Test Result

TestMode	Antenna	Channel	OCB [MHz]	FL[MHz]	FH[MHz]	Limit[MHz]	Verdict
11B	Ant1	2412	11.309	2406.3656	2417.6743	---	---
		2437	11.429	2431.2857	2442.7143	---	---
		2462	11.349	2456.2458	2467.5944	---	---
11G	Ant1	2412	17.103	2403.6084	2420.7113	---	---
		2437	16.743	2428.5684	2445.3117	---	---
		2462	17.063	2453.2887	2470.3516	---	---
11N20SISO	Ant1	2412	17.862	2403.1289	2420.9910	---	---
		2437	18.022	2427.9291	2445.9510	---	---
		2462	17.822	2453.0889	2470.9111	---	---

2.2.Test Graphs

11B_Ant1_2412

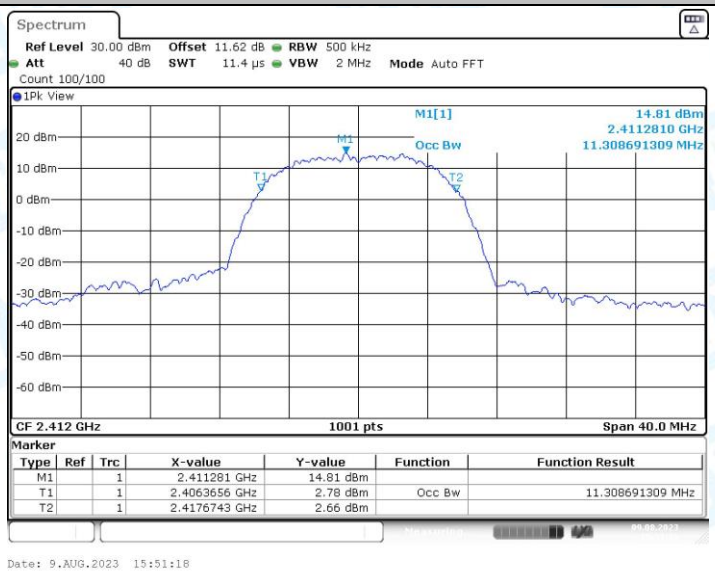

11B_Ant1_2437

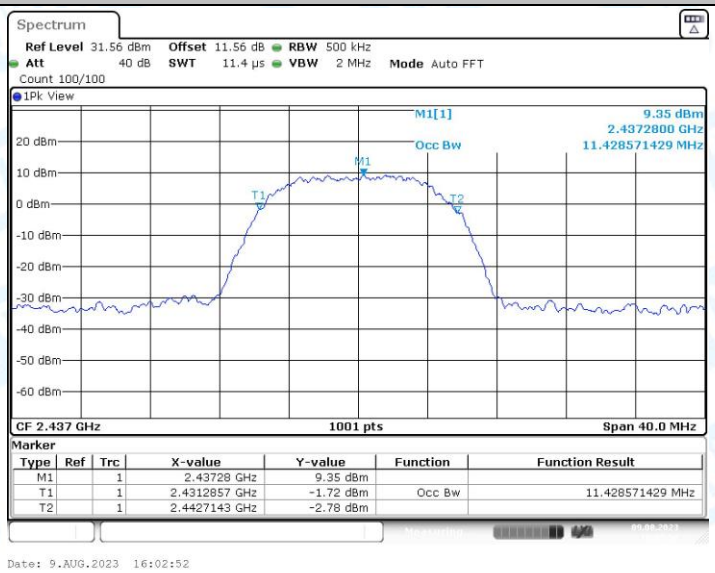

11B_Ant1_2462

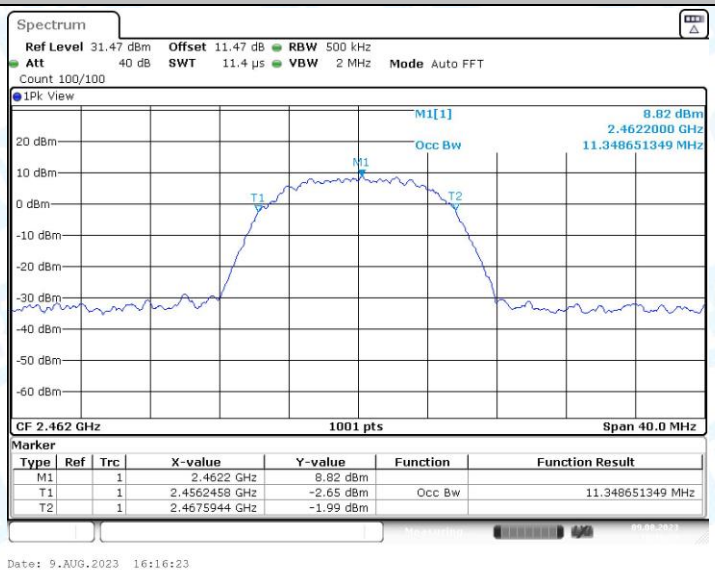

11G_Ant1_2412

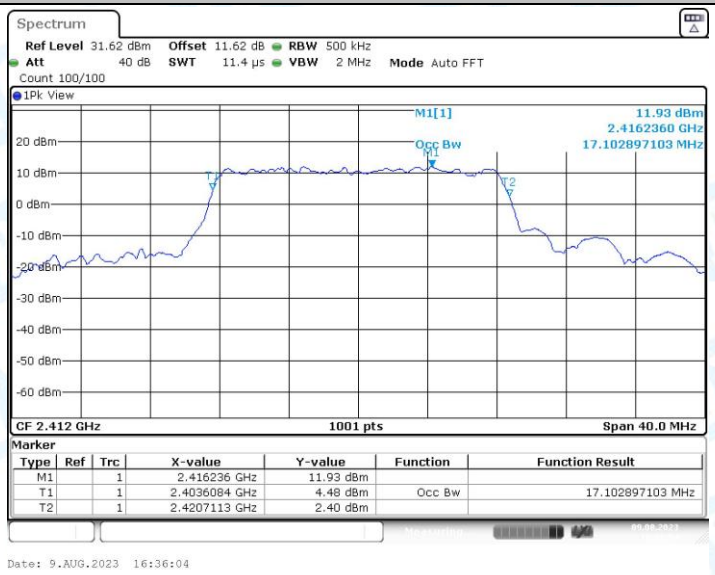

11G_Ant1_2437

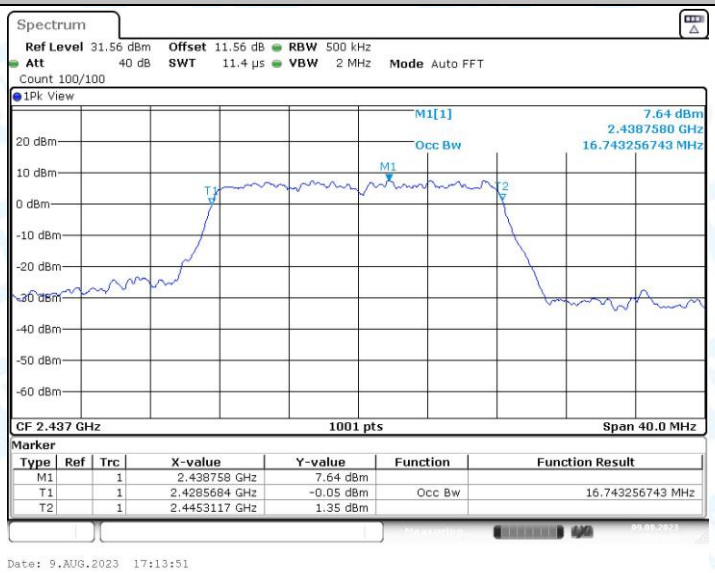

11G_Ant1_2462

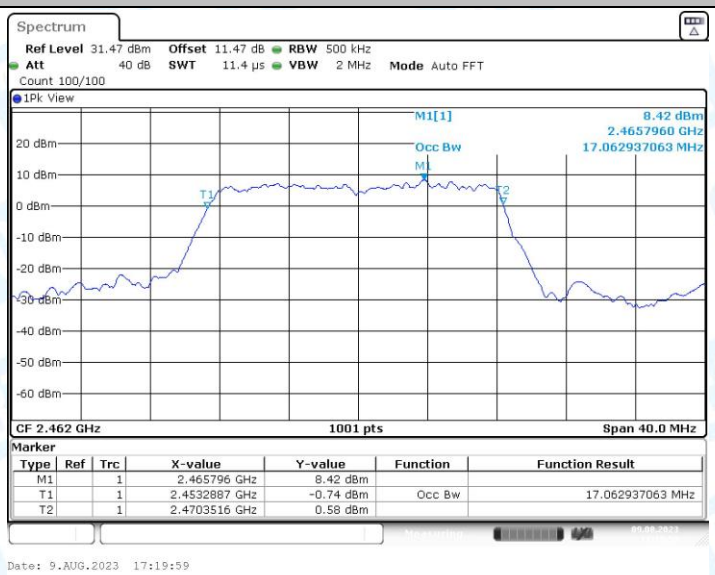

11N20SISO_Ant1_2412

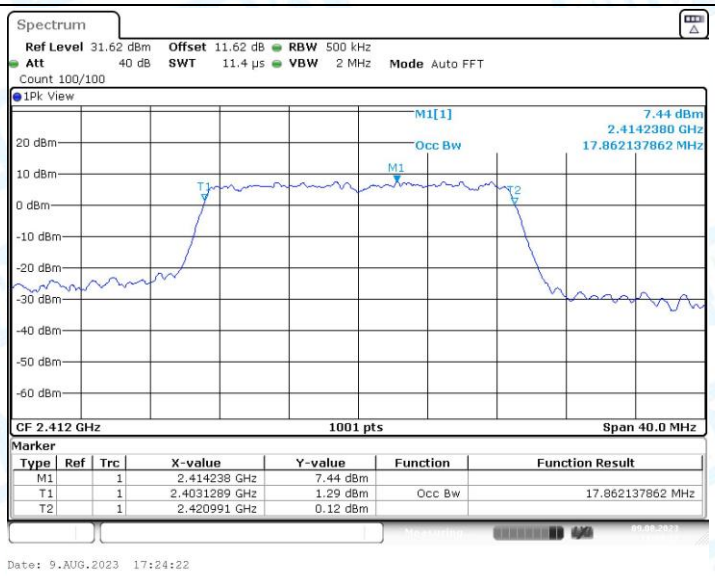

11N20SISO_Ant1_2437

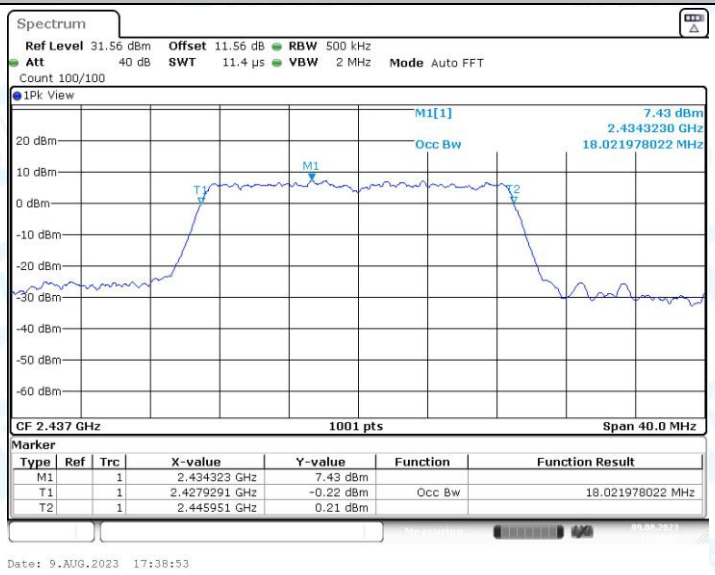

11N20SISO_Ant1_2462

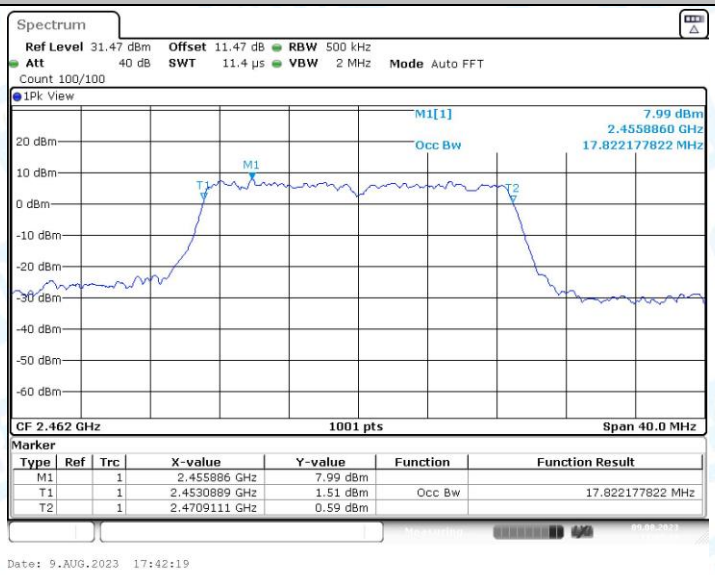

3. Maximum conducted output power

3.1.Test Result

TestMode	Antenna	Channel	Result[dBm]	Limit[dBm]	Verdict
11B	Ant1	2412	17.66	≤30.00	PASS
		2437	17.36	≤30.00	PASS
		2462	17.14	≤30.00	PASS
11G	Ant1	2412	14.03	≤30.00	PASS
		2437	15.41	≤30.00	PASS
		2462	14.97	≤30.00	PASS
11N20SISO	Ant1	2412	12.65	≤30.00	PASS
		2437	15.13	≤30.00	PASS
		2462	13.56	≤30.00	PASS

4. Maximum power spectral density

4.1.Test Result

TestMode	Antenna	Channel	Result[dBm/3-100kHz]	Limit[dBm/3kHz]	Verdict
11B	Ant1	2412	-10.83	≤8.00	PASS
		2437	-11.39	≤8.00	PASS
		2462	-11.19	≤8.00	PASS
11G	Ant1	2412	-18.92	≤8.00	PASS
		2437	-16.98	≤8.00	PASS
		2462	-18.03	≤8.00	PASS
11N20SISO	Ant1	2412	-19.98	≤8.00	PASS
		2437	-17.7	≤8.00	PASS
		2462	-19.26	≤8.00	PASS

4.2.Test Graphs

11B_Ant1_2412

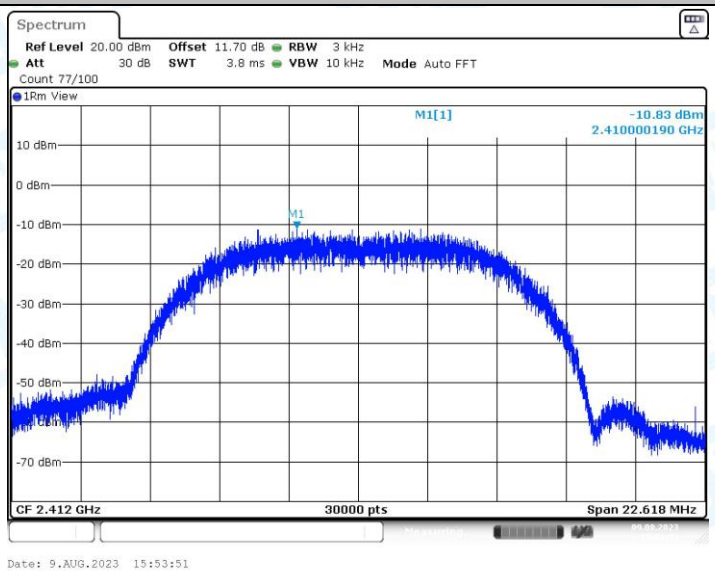

11B_Ant1_2437

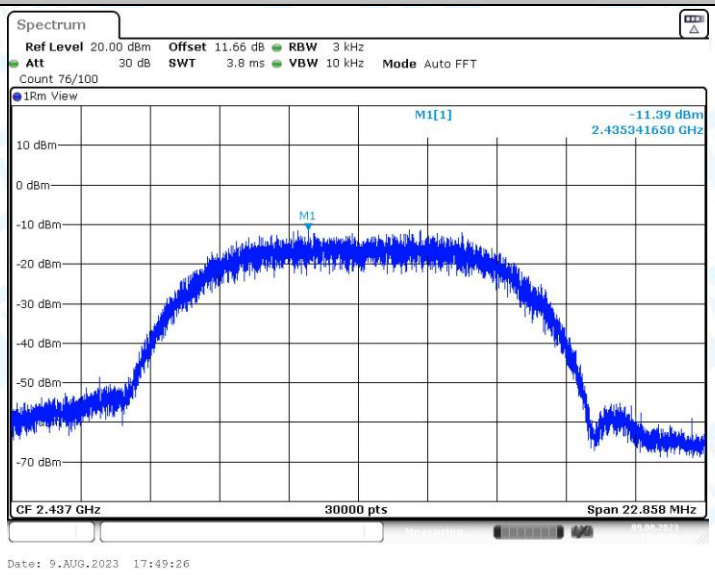

11B_Ant1_2462

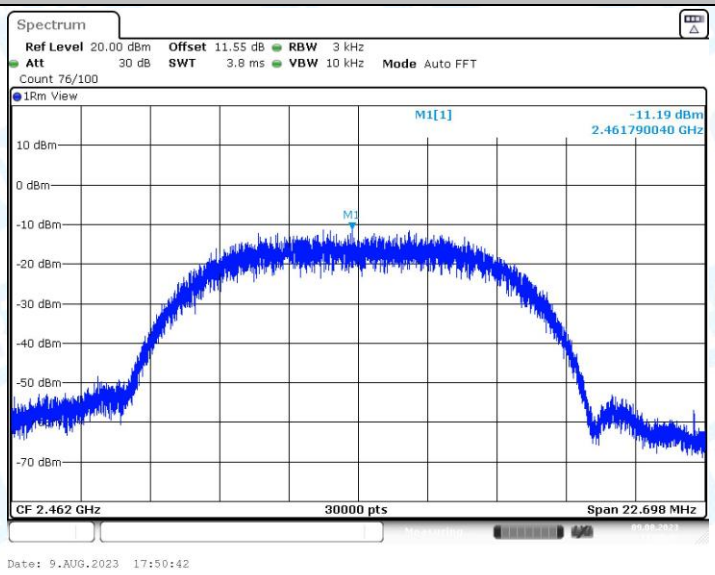

11G_Ant1_2412

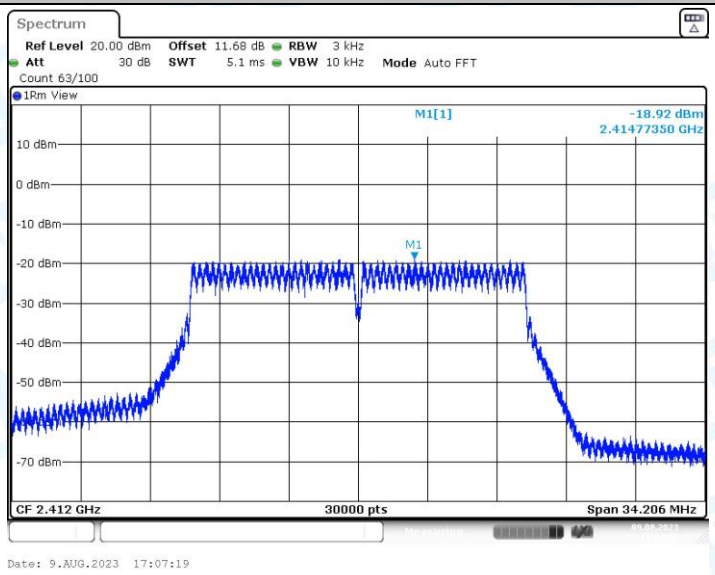

11G_Ant1_2437

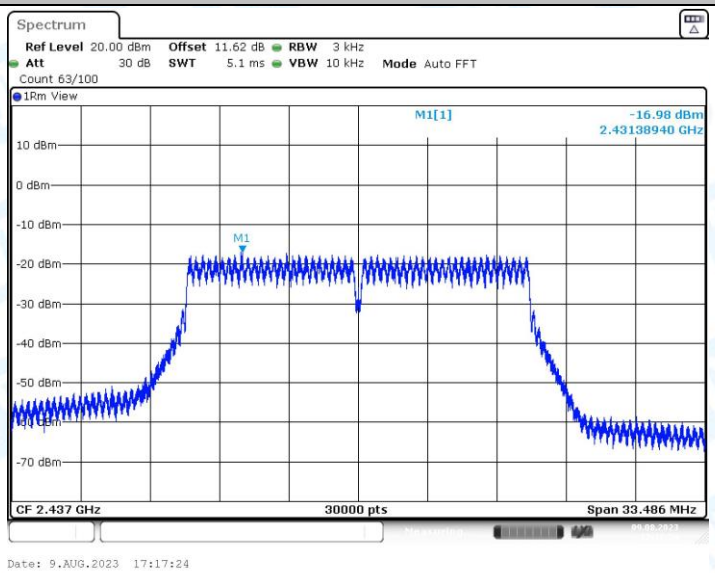

11G_Ant1_2462

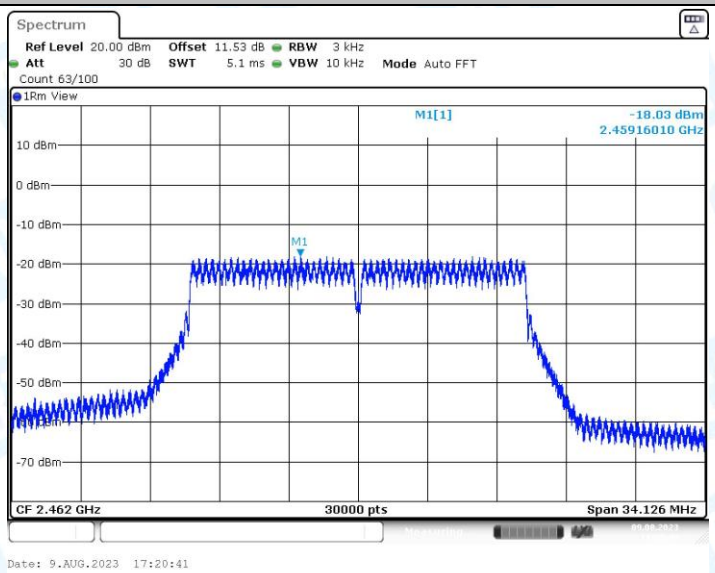

11N20SISO_Ant1_2412

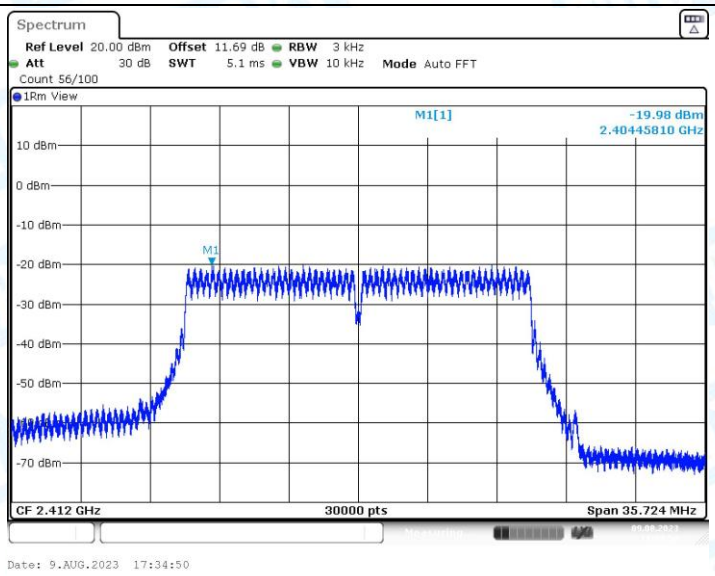

11N20SISO_Ant1_2437

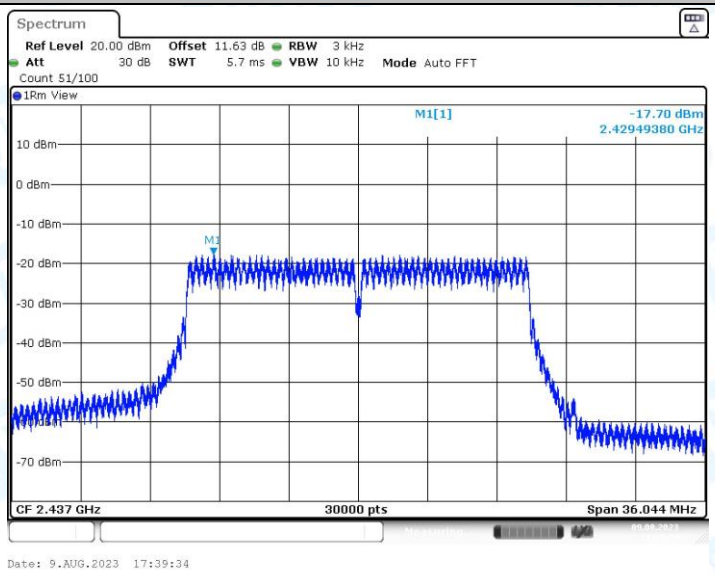

11N20SISO_Ant1_2462

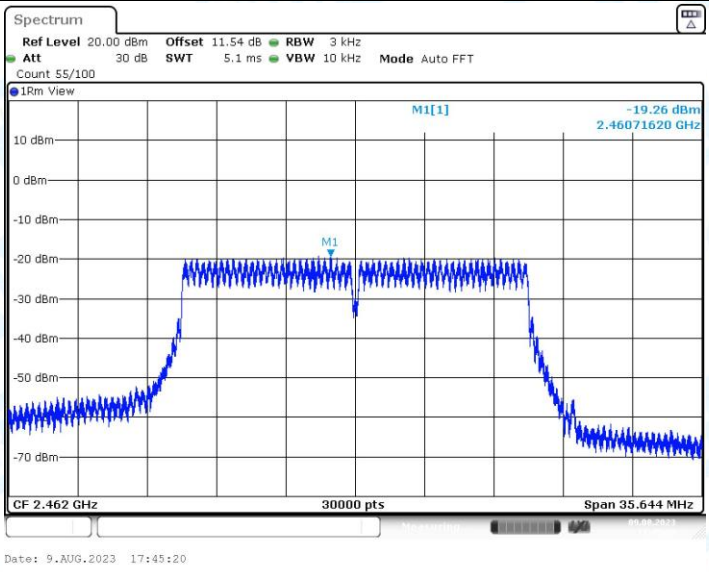

5. Band edge measurements

5.1.Test Result

TestMode	Antenna	ChName	Channel	RefLevel[dBm]	Result[dBm]	Limit[dBm]	Verdict
11B	Ant1	Low	2412	8.66	-35.15	≤-21.34	PASS
		High	2462	7.95	-44.72	≤-22.05	PASS
11G	Ant1	Low	2412	0.00	-31.08	≤-30	PASS
		High	2462	2.48	-39.29	≤-27.52	PASS
11N20SISO	Ant1	Low	2412	-0.71	-31.96	≤-30.71	PASS
		High	2462	0.60	-43.11	≤-29.4	PASS

5.2.Test Graphs

11B_Ant1_Low_2412

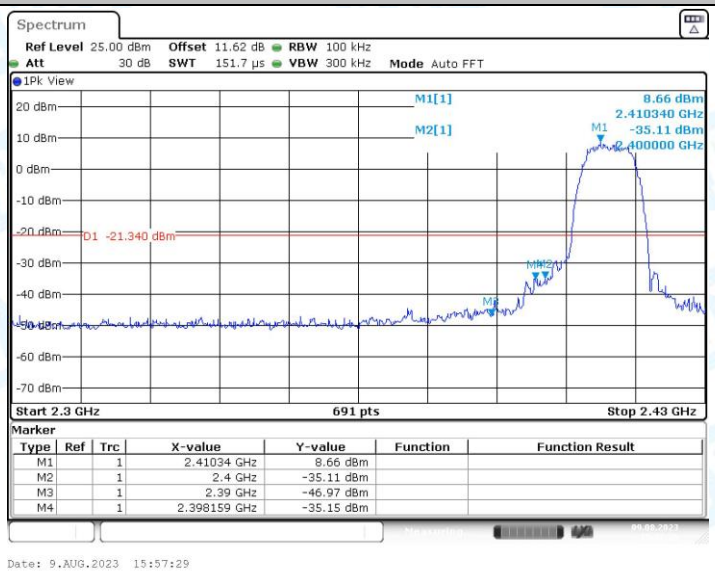

11B_Ant1_High_2462

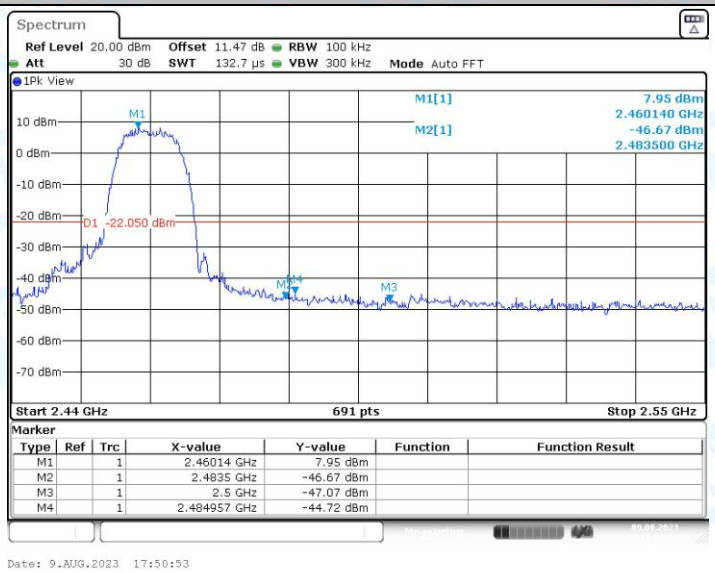

11G_Ant1_Low_2412

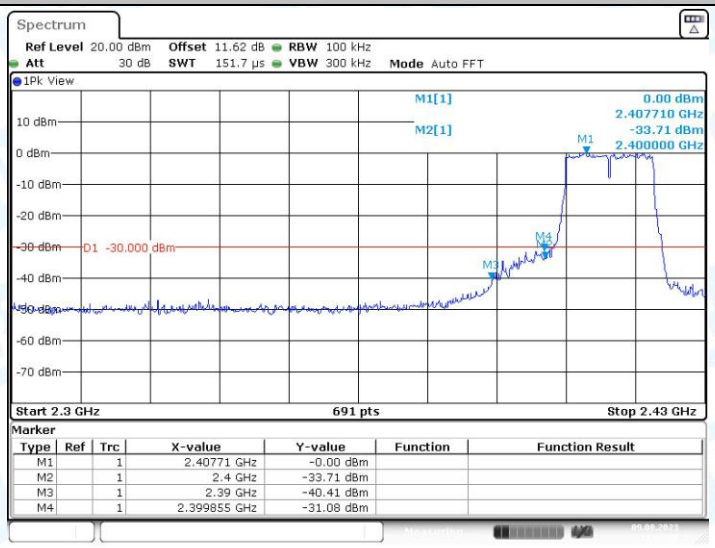

11G_Ant1_High_2462

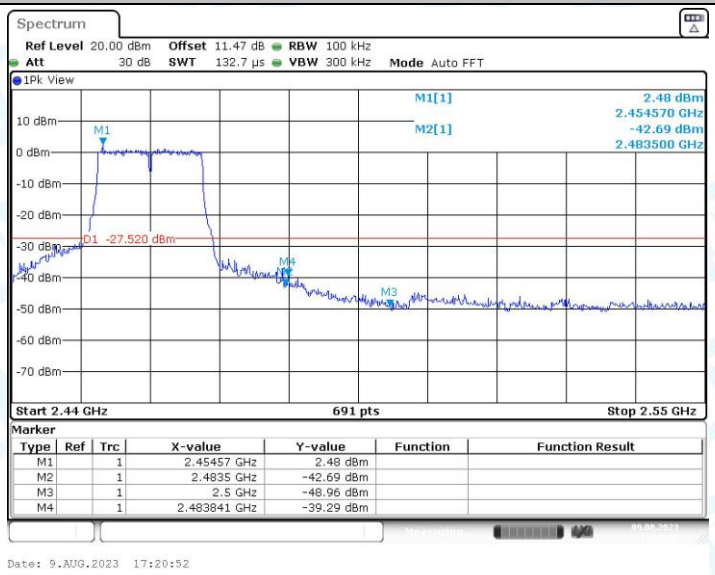

Marker

Type	Ref	Trc	X-value	Y-value	Function	Function Result
M1		1	2.45457 GHz	2.48 dBm		
M2		1	2.4835 GHz	-42.69 dBm		
M3		1	2.5 GHz	-48.96 dBm		
M4		1	2.483841 GHz	-39.29 dBm		

11N20SISO_Ant1_Low_2412

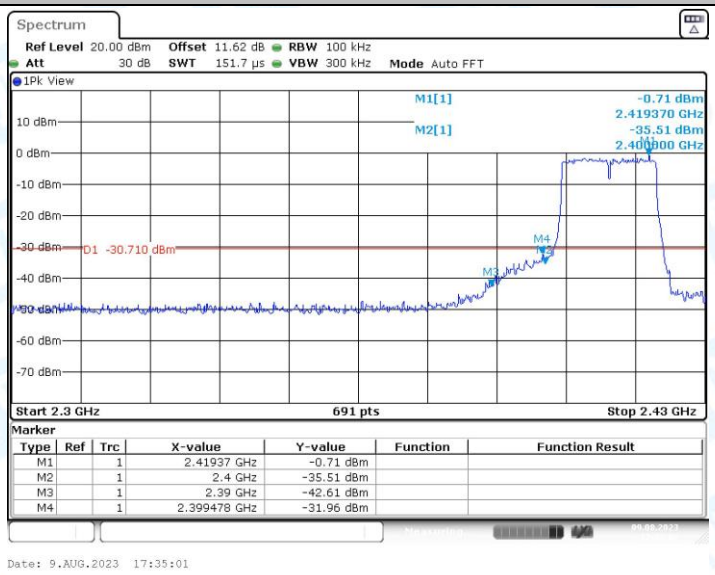

Marker

Type	Ref	Trc	X-value	Y-value	Function	Function Result
M1		1	2.41937 GHz	-0.71 dBm		
M2		1	2.4 GHz	-35.51 dBm		
M3		1	2.39 GHz	-42.61 dBm		
M4		1	2.399478 GHz	-31.96 dBm		

11N20SISO_Ant1_High_2462

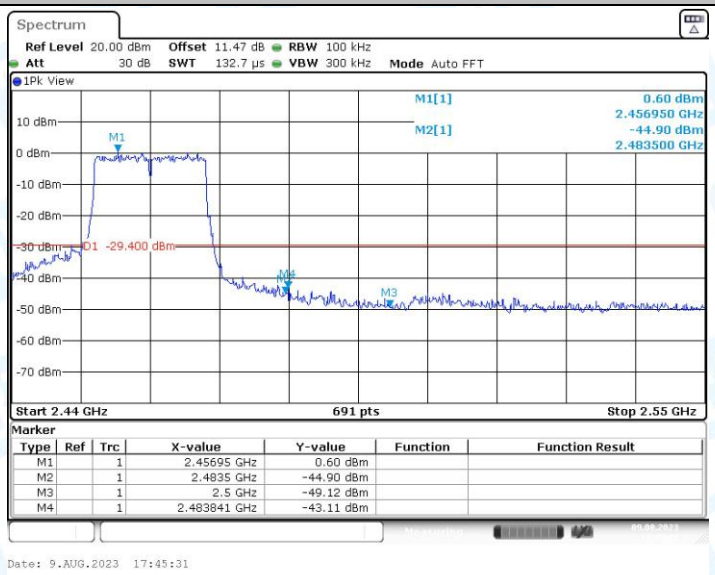

Marker

Type	Ref	Trc	X-value	Y-value	Function	Function Result
M1		1	2.45695 GHz	0.60 dBm		
M2		1	2.4835 GHz	-44.90 dBm		
M3		1	2.5 GHz	-49.12 dBm		
M4		1	2.483841 GHz	-43.11 dBm		

6. Conducted Spurious Emission

6.1.Test Result

TestMode	Antenna	Channel	FreqRange [Mhz]	RefLevel [dBm]	Result [dBm]	Limit [dBm]	Verdict
11B	Ant1	2412	Reference	9.11	9.11	---	PASS
			30~1000	9.11	-56.74	≤-20.89	PASS
			1000~26500	9.11	-48.13	≤-20.89	PASS
		2437	Reference	4.68	4.68	---	PASS
			30~1000	4.68	-57.71	≤-25.32	PASS
			1000~26500	4.68	-48.33	≤-25.32	PASS
		2462	Reference	4.25	4.25	---	PASS
			30~1000	4.25	-57.37	≤-25.75	PASS
			1000~26500	4.25	-48.61	≤-25.75	PASS
11G	Ant1	2412	Reference	2.84	2.84	---	PASS
			30~1000	2.84	-56.7	≤-27.16	PASS
			1000~26500	2.84	-47.97	≤-27.16	PASS
		2437	Reference	3.63	3.63	---	PASS
			30~1000	3.63	-57.39	≤-26.37	PASS
			1000~26500	3.63	-47.81	≤-26.37	PASS
		2462	Reference	3.67	3.67	---	PASS
			30~1000	3.67	-57.01	≤-26.33	PASS
			1000~26500	3.67	-48.24	≤-26.33	PASS
11N20SISO	Ant1	2412	Reference	1.36	1.36	---	PASS
			30~1000	1.36	-57.17	≤-28.64	PASS
			1000~26500	1.36	-47.91	≤-28.64	PASS
		2437	Reference	3.62	3.62	---	PASS
			30~1000	3.62	-56.62	≤-26.38	PASS
			1000~26500	3.62	-48.4	≤-26.38	PASS
		2462	Reference	2.54	2.54	---	PASS
			30~1000	2.54	-56.91	≤-27.46	PASS
			1000~26500	2.54	-47	≤-27.46	PASS