反面

88cmm

40mm

1

"GloryFit" APP download

1. Scan the QR code on the left to download the APP
2. Install the APP,please register and login according to the interface prompts

*Compatible: IOS10.0 or above/ Andriod5.0 or above.

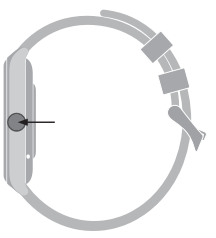

2

Power ON

Press and hold the upper button for 5 seconds to turn on

Power OFF

Press and hold the upper button for 3 seconds to turn off

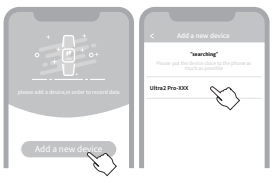

3

Set up and pair

1. Turn ON the Bluetooth in your smartphone
2. Open the GloryFit, go "Device", "+ Add a new device"
3. Search Bluetooth device & Select the "Ultra2 Pro" for binding

On home screen

- Wipe down to enter Quick Menu
- Swipe up to enter the messages
- Swipe left to enter activity data
- Swipe right to Main Menu

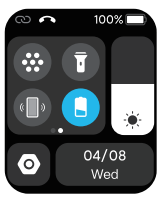

Quick Menu

Phone call
Sub menu style
Do not disturb
Mute
Brightness
Raise wrist setting
Search
Torch
Battery
Settings
...

Main Menu

- Exercise data can view steps, distance, calories
- The phone's information wil be synced to the watch
- Health monitoring:heartrate, blood oxygen, sleep

Enjoy more on Ultra2 Pro .....

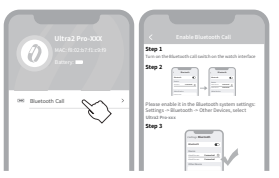

Phone Calls

1.Ensure the Ultra2 Pro is connecting with & nearby your phone within 10 meters .

2.ENABLE the Call functions.

3.Go call settings in the Gloryfit APP.

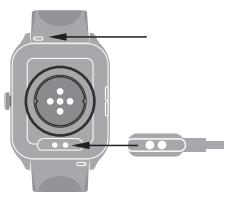

Replace the strap

Slide the spring pin and hold it to remove the watch strap, Then connect the watch strap that needs to be replaced to the watch.

Charging

To charge the watch, place the watch flat and make sure that the back of the two metal holes are aligned with the metal tip of the charging head.

MAKES LIFE
MORE VALUABLE

Made by ShenZhen Future Access Technology Co.,Limited

www.hifuturegroup.com Designed in USA, Assembled in China

SHENZHEN FUTURE ACCESS TECHNOLOGY CO.,LIMITED.Explore more at www.hifuturegroup.com © All Rights Reserved

正面

Ultra2 Pro

QUICK START GUIDE

Product parameter

Waterproof rating: IP68 Waterproof
Heart Rate Sensor: VP60
BT chipset : RTL8763
Battery capacity: 300mAh
Synchronization method: Bluetooth
Resolution: 368*448 pixel
Display screen: 1.78 inch AMOLED display
Working time: about 7-25 days
Working temperature: -10C~50°C
Compatible system: IOS 10.0 or above, Android 5.0 or above

Packing list

Ultra2 Pro Watch x 1
Charging Cable x 1
Quick Start Guide x 1
Watch Strip x 2

Regulatory Information

To view regulatory information, please go to Settings-About-Regulatory Information

Note

Please read the instructions before use:

- The company reserves the right to modify the content of this notice without notice. According to normal circumstances, some functions are different in specific software versions.
- The product should be charged for more than 2 hours before use, but avoid prolonged charging in an unmanned environment when charging.
- Please attach the magnetic charging cable to the charging port of the bracelet automatically.
- Please use the input voltage: 5V/1A or 5V/2A charging head, with the original charging cable provided by the manufacturer.
- Before using the product, please download the login application to the mobile phone, which can use the wristband time to set personal information.

Precautions

Please read this manual first to ensure safe and correct use.

- The data of this product is for health management reference only. Please do not use it as medical data.If any abnormal body data is found, it should be subject to hospital testing.
- The waterproof rating of the watch is IP68 Waterproof. You can use it normally in life situations such as handwashing, raining, etc.Please do not put the watch in hot water, do not perform operations such as underwater pressing or deep diving, and do not expose the watch to corrosion liquid to prevent damage to the watch.

Warranty Card

Customer Information:

Type _____ Seller _____ (Signature)
Customer _____ Seller Tel _____
Customer Tel _____ Purchase Date _____
Customer Address _____ Seller Address _____

Abstract:

Date _____
Fault _____
Malfunction _____
Remarks _____

Limited Warranty

Note: Disassembling device voids warranty

Note: Liquid submersion voids warranty

Documentation & Help

Need help or more information? Please scan QR cod.
You can also visit GloryFit APP for frequently asked questions.

- 1.78 inch AMOLED display
- IP68 Waterproof
- Heart Rate
- Blood Oxygen Monitoring
- Bluetooth Calling
- Up to 7 Days Daily Use
- Alarm
- Notifications Sync

Follow us

http://www.hifuturegroup.com/

FCC regulatory conformance：

This device complies with Part 15 of the FCC Rules. Operation is subject to the following two conditions:

(1) This device may not cause harmful interference.

(2) This device must accept any interference received, including interference that may cause undesired operation.

NOTE: This equipment has been tested and found to comply with the limits for a **Class B** digital device, pursuant to part 15 of the FCC Rules. These limits are designed to provide reasonable protection against harmful interference in a residential installation.

This equipment generates uses and can radiate radio frequency energy and, if not installed and used in accordance with the instructions, may cause harmful interference to radio communications. However, there is no guarantee that interference will not occur in a particular installation. If this equipment does cause harmful interference to radio or television reception, which can be determined by turning the equipment off and on, the user is encouraged to try to correct the interference by one or more of the following measures:

- Reorient or relocate the receiving antenna.
- Increase the separation between the equipment and receiver.
- Connect the equipment into an outlet on a circuit different from that to which the receiver is connected.
- Consult the dealer or an experienced radio/TV technician for help

NOTE: The manufacturer is not responsible for any radio or TV interference caused by unauthorized modifications to this equipment. Such modifications could void the user's authority to operate the equipment.

RF Exposure

This equipment complies with FCC radiation exposure limits set forth for an uncontrolled environment.