PSD NVNT ac20 5745MHz Ant1

PSD NVNT ac20 5785MHz Ant1

PSD NVNT ac20 5825MHz Ant1

PSD NVNT ac40 5755MHz Ant1

PSD NVNT ac40 5795MHz Ant1

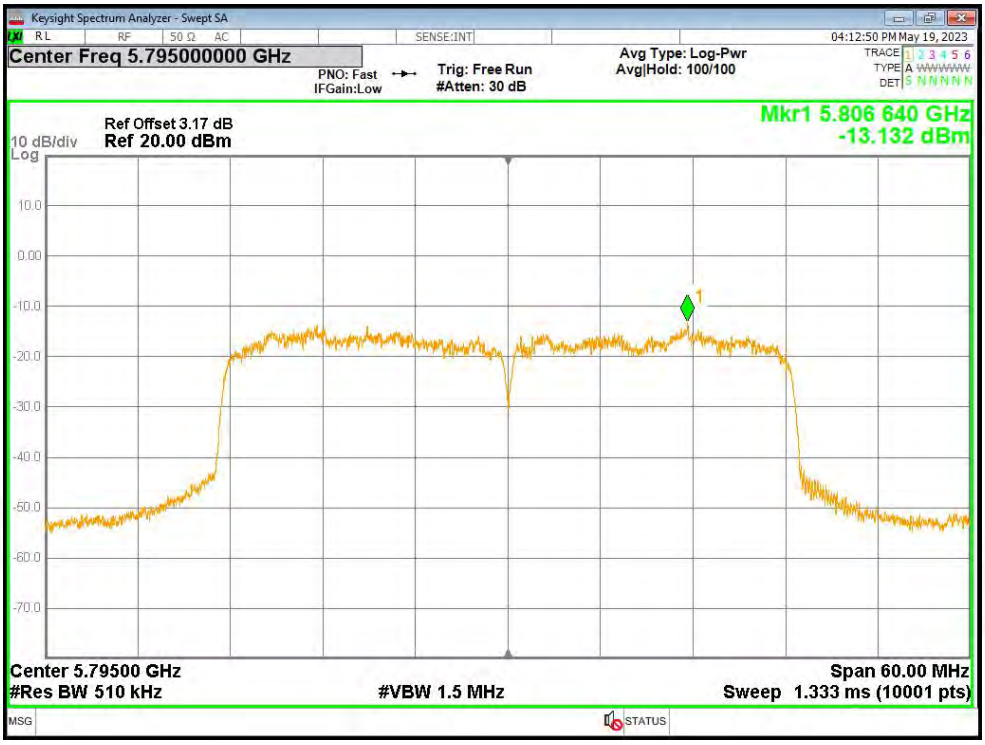

PSD NVNT ac80 5775MHz Ant1

PSD NVNT ax20 5745MHz Ant1

PSD NVNT ax20 5785MHz Ant1

PSD NVNT ax20 5825MHz Ant1

PSD NVNT ax40 5755MHz Ant1

PSD NVNT ax40 5795MHz Ant1

PSD NVNT ax80 5775MHz Ant1

B.6 Band Edge

Condition	Mode	Frequency (MHz)	Antenna	Max Value (dBm)	Limit (dBm)	Verdict
NVNT	a	5745	Ant1	-37.71	Refer to below test plot	Pass
NVNT	a	5825	Ant1	-37.29	Refer to below test plot	Pass
NVNT	n20	5745	Ant1	-33.19	Refer to below test plot	Pass
NVNT	n20	5825	Ant1	-36.68	Refer to below test plot	Pass
NVNT	n40	5755	Ant1	-33.54	Refer to below test plot	Pass
NVNT	n40	5795	Ant1	-39.46	Refer to below test plot	Pass
NVNT	ac20	5745	Ant1	-34.41	Refer to below test plot	Pass
NVNT	ac20	5825	Ant1	-36	Refer to below test plot	Pass
NVNT	ac40	5755	Ant1	-35.33	Refer to below test plot	Pass
NVNT	ac40	5795	Ant1	-41.52	Refer to below test plot	Pass
NVNT	ax20	5745	Ant1	-31.48	Refer to below test plot	Pass
NVNT	ax20	5825	Ant1	-34.68	Refer to below test plot	Pass
NVNT	ax40	5755	Ant1	-25.9	Refer to below test plot	Pass
NVNT	ax40	5795	Ant1	-31.93	Refer to below test plot	Pass

Note:

1. The Antenna Gain is compensated in the graph.

Test Graphs

Band Edge NVNT a 5745MHz Low Ant1

Band Edge NVNT a 5825MHz High Ant1

Band Edge NVNT n20 5745MHz Low Ant1

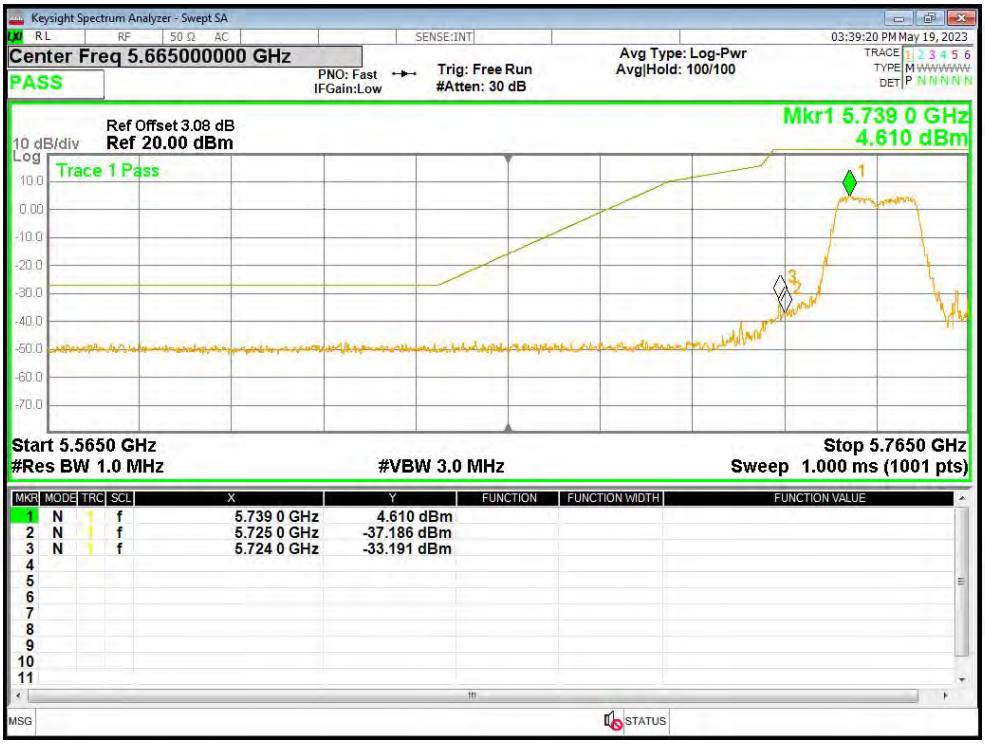

Band Edge NVNT n20 5825MHz High Ant1

Band Edge NVNT n40 5755MHz Low Ant1

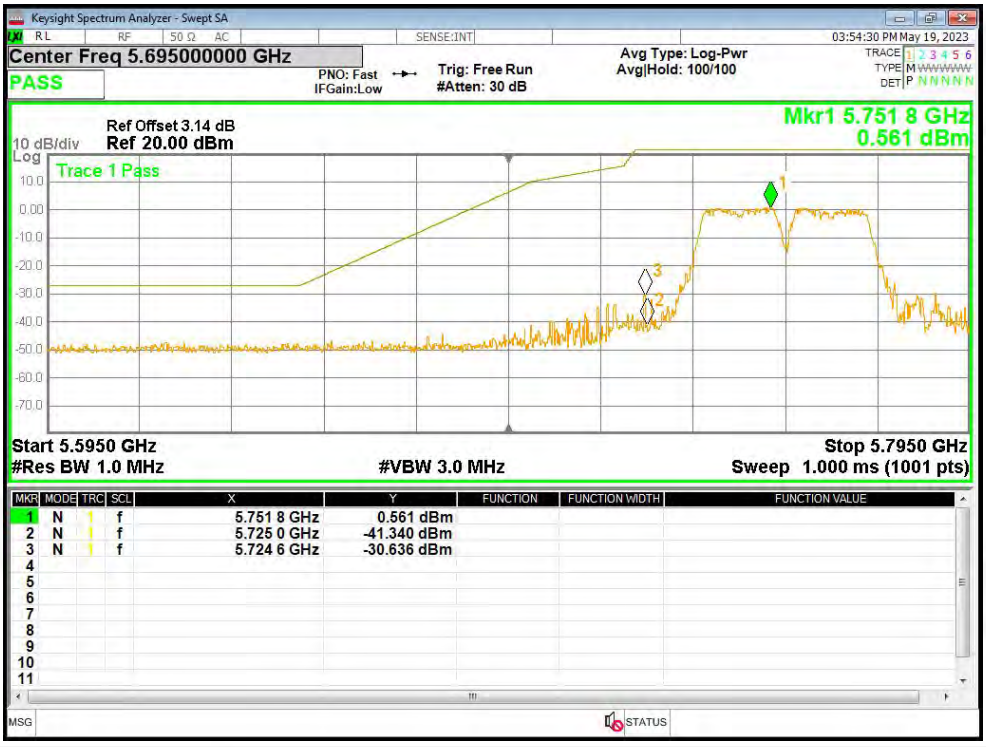

Band Edge NVNT n40 5795MHz High Ant1

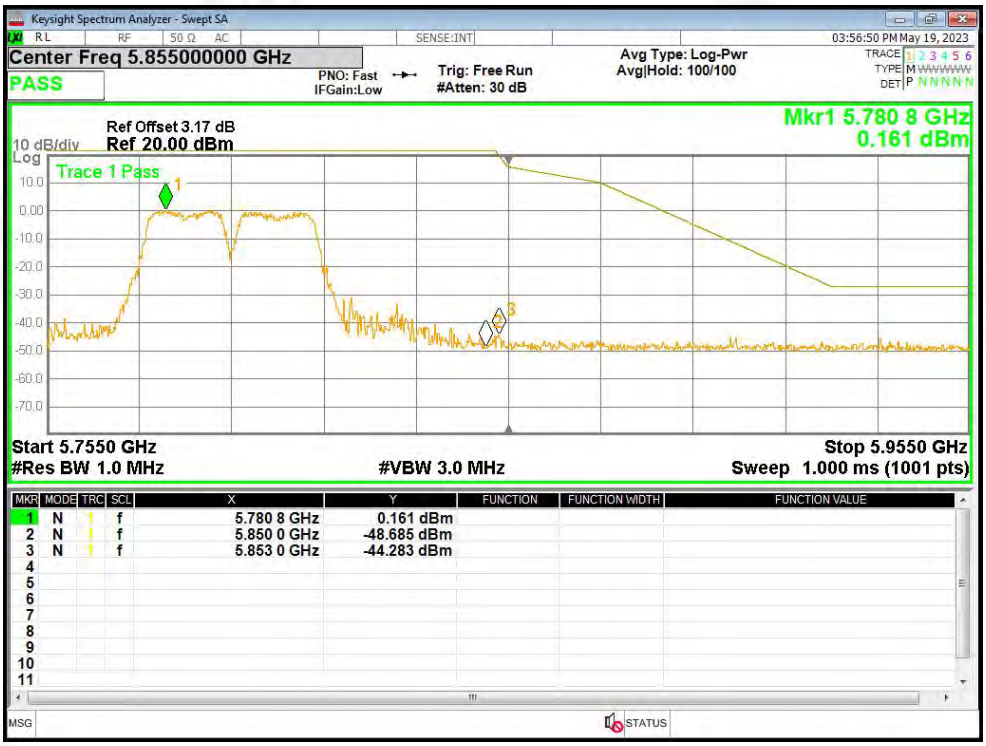

Band Edge NVNT ac20 5745MHz Low Ant1

Band Edge NVNT ac20 5825MHz High Ant1

Band Edge NVNT ac40 5755MHz Low Ant1

Band Edge NVNT ac40 5795MHz High Ant1

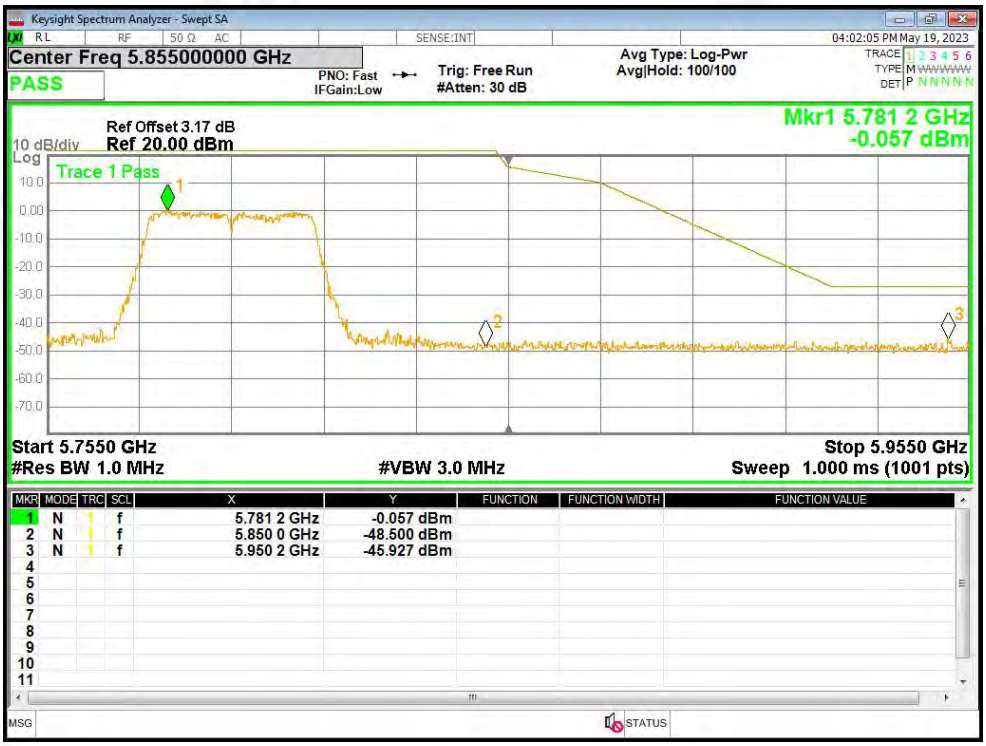

Band Edge NVNT ax20 5745MHz Low Ant1

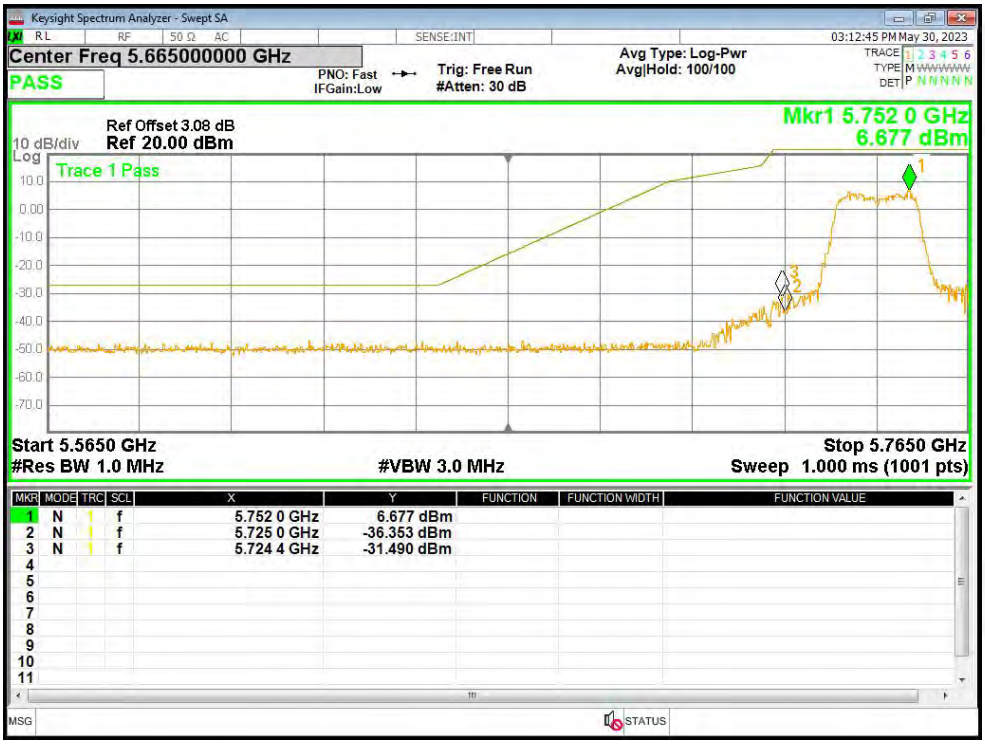

Band Edge NVNT ax20 5825MHz High Ant1

Band Edge NVNT ax40 5755MHz Low Ant1

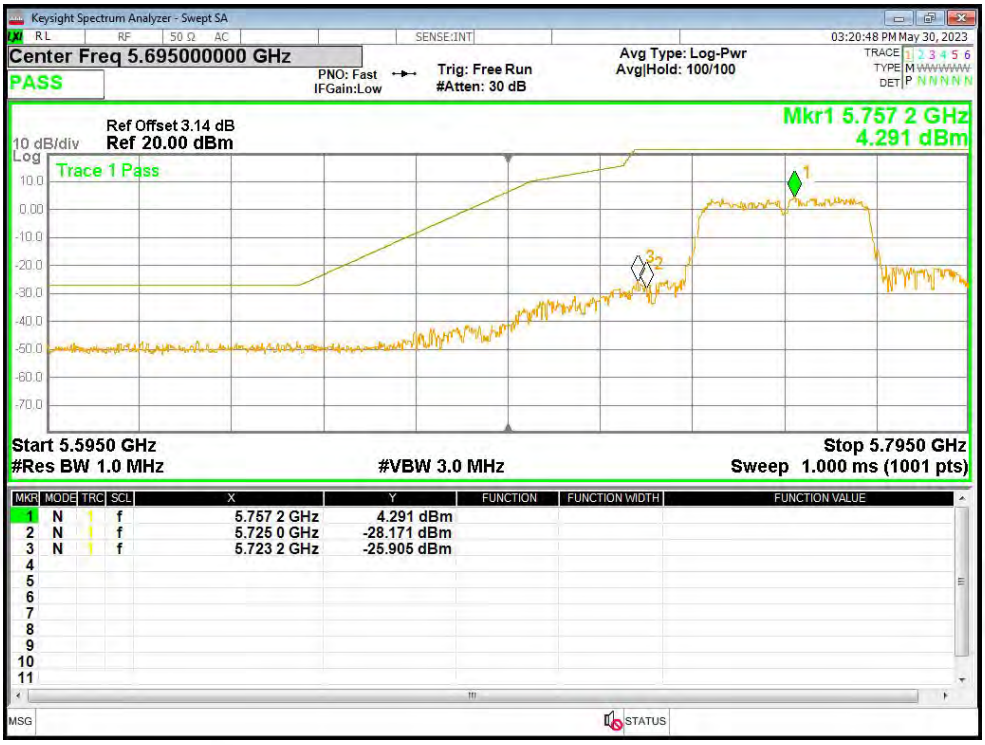

Band Edge NVNT ax40 5795MHz High Ant1

B.7 Frequency Stability

Voltage							
TestMode	Channel	Voltage [Vdc]	Temperature (℃)	Frequency Error (Hz)	Deviation (ppm)	Limit (ppm)	Verdict
a	5745	NV	NT	20000	3.48	Within 5725-5850MHz	Pass
		LV	NT	20000	3.48		
		HV	NT	20000	3.48		
	5785	NV	NT	0	0		
		LV	NT	0	0		
		HV	NT	0	0		
	5825	NV	NT	20000	3.43		
		LV	NT	20000	3.43		
		HV	NT	20000	3.43		
n20	5745	NV	NT	0	0		
		LV	NT	0	0		
		HV	NT	0	0		
	5785	NV	NT	0	0		
		LV	NT	0	0		
		HV	NT	0	0		
	5825	NV	NT	0	0		
		LV	NT	0	0		
		HV	NT	0	0		
ac20	5745	NV	NT	0	0		
		LV	NT	0	0		
		HV	NT	0	0		
	5785	NV	NT	20000	3.46		
		LV	NT	20000	3.46		
		HV	NT	20000	3.46		
	5825	NV	NT	20000	3.43		
		LV	NT	20000	3.43		
		HV	NT	20000	3.43		

ax20	5745	NV	NT	0	0	Within 5725-5850MHz	Pass
		LV	NT	0	0		
		HV	NT	0	0		
	5785	NV	NT	40000	6.91		
		LV	NT	40000	6.91		
		HV	NT	40000	6.91		
	5825	NV	NT	0	0		
		LV	NT	0	0		
		HV	NT	0	0		
n40	5755	NV	NT	0	0		
		LV	NT	0	0		
		HV	NT	0	0		
	5795	NV	NT	0	0		
		LV	NT	0	0		
		HV	NT	0	0		
ax40	5755	NV	NT	0	0		
		LV	NT	0	0		
		HV	NT	0	0		
	5795	NV	NT	0	0		
		LV	NT	0	0		
		HV	NT	0	0		
ac80	5775	NV	NT	0	0		
		LV	NT	0	0		
		HV	NT	0	0		
ax80	5775	NV	NT	40000	6.9		
		LV	NT	40000	6.9		
		HV	NT	40000	6.9		

Temperature							
TestMode	Channel	Voltage [Vdc]	Temperature (℃)	Frequency Error (Hz)	Deviation (ppm)	Limit (ppm)	Verdict
a	5745	NV	-20	0	0	Within 5725-5850MHz	Pass
		NV	-10	0	0		
		NV	0	0	0		
		NV	20	0	0		
		NV	40	0	0		
		NV	60	0	0		
		NV	70	0	0		
	5785	NV	-20	0	0		
		NV	-10	0	0		
		NV	0	0	0		
		NV	20	0	0		
		NV	40	0	0		
		NV	60	0	0		
		NV	70	0	0		
	5825	NV	-20	0	0		
		NV	-10	0	0		
		NV	0	0	0		
		NV	20	0	0		
		NV	40	0	0		
		NV	60	0	0		
		NV	70	0	0		
N20	5745	NV	-20	0	0		
		NV	-10	0	0		
		NV	0	0	0		
		NV	20	0	0		
		NV	40	0	0		
		NV	60	0	0		
		NV	70	0	0		
	5785	NV	-20	0	0		
		NV	-10	0	0		
		NV	0	0	0		
		NV	20	0	0		
		NV	40	0	0		

		NV	60	0	0		
		NV	70	0	0		
	5825	NV	-20	0	0		
		NV	-10	0	0		
		NV	0	0	0		
		NV	20	0	0		
		NV	40	0	0		
		NV	60	0	0		
		NV	70	0	0		
ac20	5745	NV	-20	0	0	Within 5725-5850MHz	Pass
		NV	-10	0	0		
		NV	0	0	0		
		NV	20	0	0		
		NV	40	0	0		
		NV	60	0	0		
		NV	70	0	0		
	5785	NV	-20	0	0		
		NV	-10	0	0		
		NV	0	0	0		
		NV	20	0	0		
		NV	40	0	0		
		NV	60	0	0		
		NV	70	0	0		
	5825	NV	-20	0	0		
		NV	-10	0	0		
		NV	0	0	0		
		NV	20	0	0		
		NV	40	0	0		
		NV	60	0	0		
		NV	70	0	0		
ax20	5745	NV	-20	0	0		
		NV	-10	0	0		
		NV	0	0	0		
		NV	20	0	0		
		NV	40	0	0		
		NV	60	0	0		
		NV	70	0	0		

	5785	NV	-20	0	0	Within 5725-5850MHz	Pass
		NV	-10	0	0		
		NV	0	0	0		
		NV	20	0	0		
		NV	40	0	0		
		NV	60	0	0		
		NV	70	0	0		
	5825	NV	-20	0	0		
		NV	-10	0	0		
		NV	0	0	0		
		NV	20	0	0		
		NV	40	0	0		
		NV	60	0	0		
		NV	70	0	0		
N40	5755	NV	-20	0	0		
		NV	-10	0	0		
		NV	0	0	0		
		NV	20	0	0		
		NV	40	0	0		
		NV	60	0	0		
		NV	70	0	0		
	5795	NV	-20	0	0		
		NV	-10	0	0		
		NV	0	0	0		
		NV	20	0	0		
		NV	40	0	0		
		NV	60	0	0		
		NV	70	0	0		
ac40	5755	NV	-20	0	0		
		NV	-10	0	0		
		NV	0	0	0		
		NV	20	0	0		
		NV	40	0	0		
		NV	60	0	0		
		NV	70	0	0		
	5795	NV	-20	0	0		
		NV	-10	0	0		

		NV	0	0	0	Within 5725-5850MHz	Pass
		NV	20	0	0		
		NV	40	0	0		
		NV	60	0	0		
		NV	70	0	0		
ax40	5755	NV	-20	0	0		
		NV	-10	0	0		
		NV	0	0	0		
		NV	20	0	0		
		NV	40	0	0		
		NV	60	0	0		
		NV	70	0	0		
	5795	NV	-20	0	0		
		NV	-10	0	0		
		NV	0	0	0		
		NV	20	0	0		
		NV	40	0	0		
		NV	60	0	0		
		NV	70	0	0		
ac80	5775	NV	-20	0	0		
		NV	-10	0	0		
		NV	0	0	0		
		NV	20	0	0		
		NV	40	0	0		
		NV	60	0	0		
		NV	70	0	0		
ax80	5775	NV	-20	0	0		
		NV	-10	0	0		
		NV	0	0	0		
		NV	20	0	0		
		NV	40	0	0		
		NV	60	0	0		
		NV	70	0	0		

Note:Test temperature:−20° to + 70° . At room temperature, the test results are the worst, only reflecting the test results graphs at room temperature.

Test Graphs

Freq. Stability NVNT a 5745MHz Ant1

Freq. Stability NVNT a 5785MHz Ant1

Freq. Stability NVNT a 5825MHz Ant1

Freq. Stability NVNT n20 5745MHz Ant1

Freq. Stability NVNT n20 5785MHz Ant1

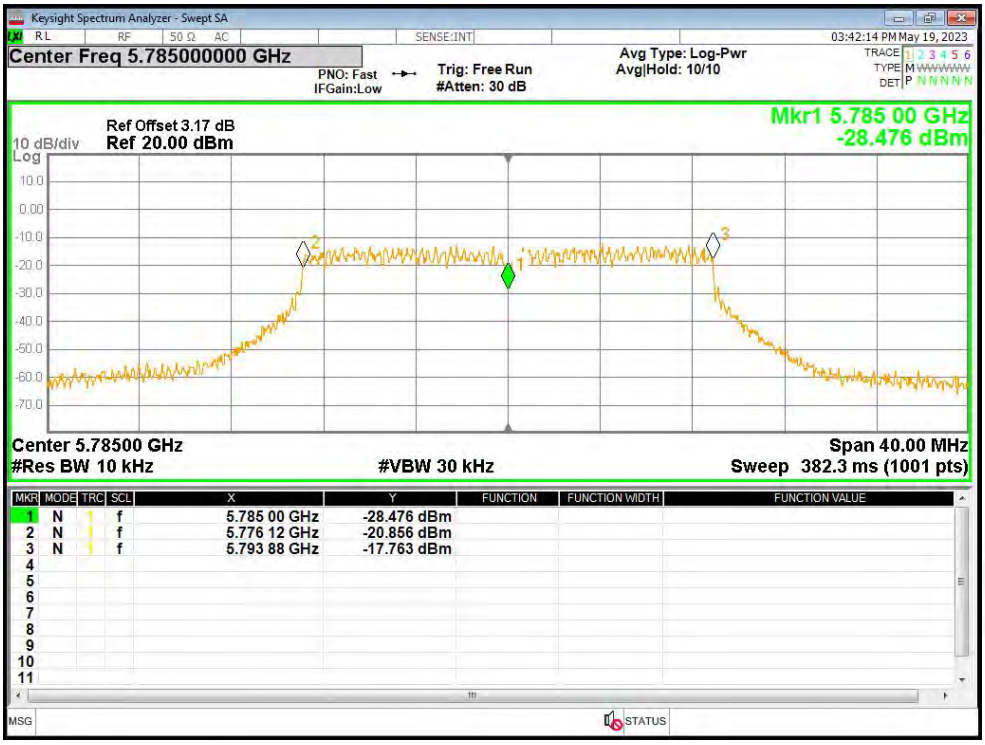

Freq. Stability NVNT n20 5825MHz Ant1

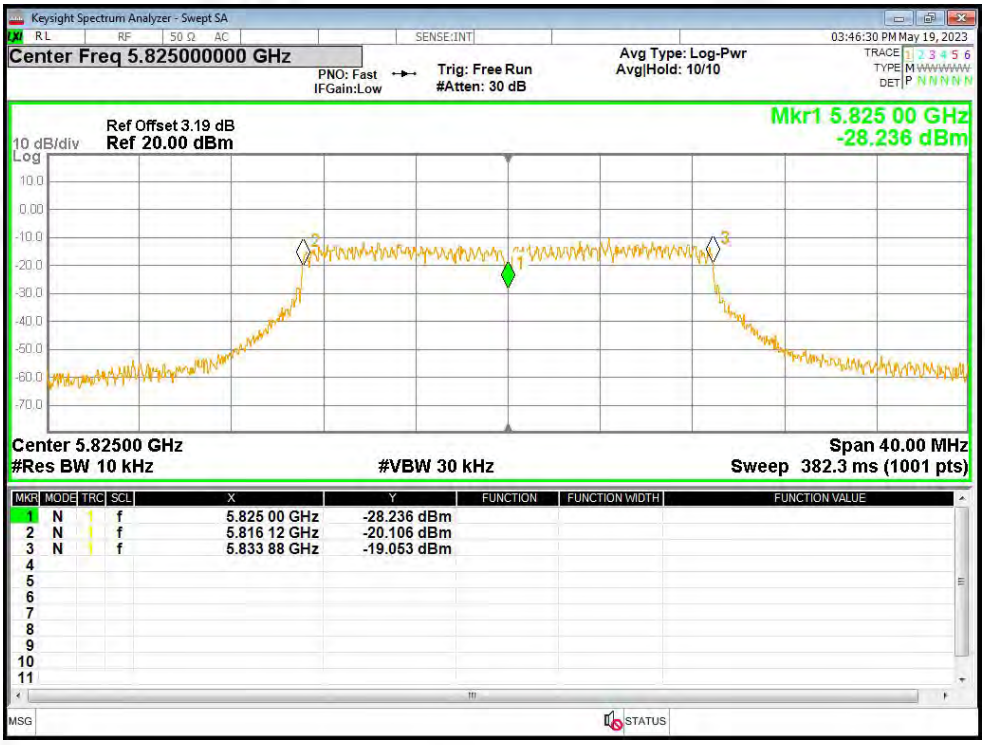

Freq. Stability NVNT n40 5755MHz Ant1

Freq. Stability NVNT n40 5795MHz Ant1

Freq. Stability NVNT ac20 5745MHz Ant1

Freq. Stability NVNT ac20 5785MHz Ant1

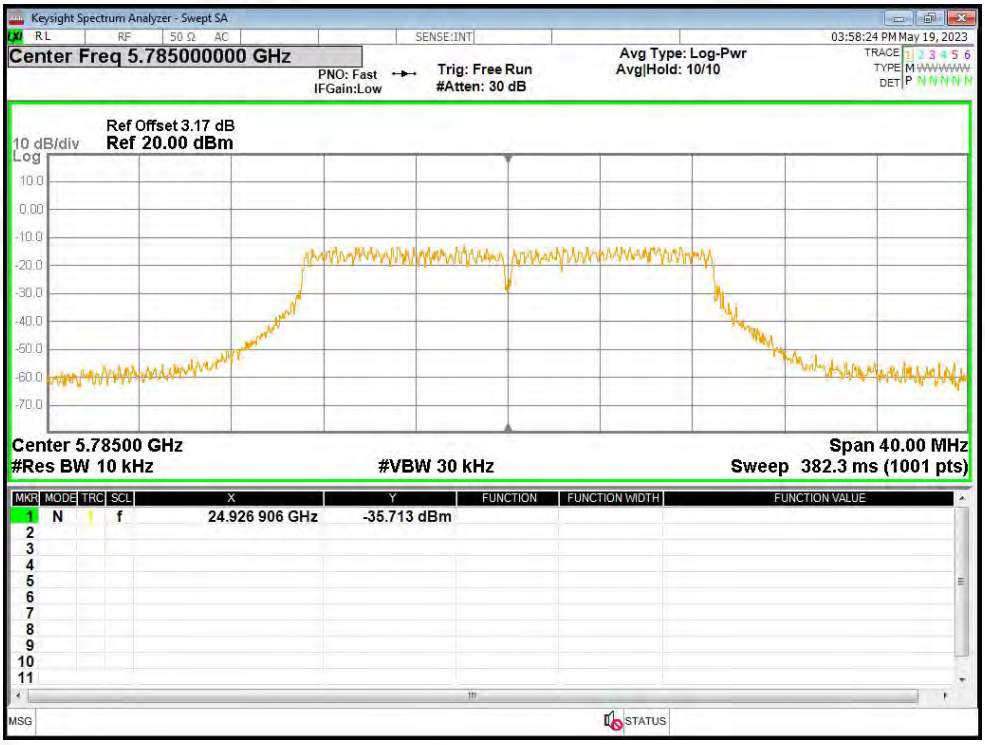

Freq. Stability NVNT ac20 5825MHz Ant1

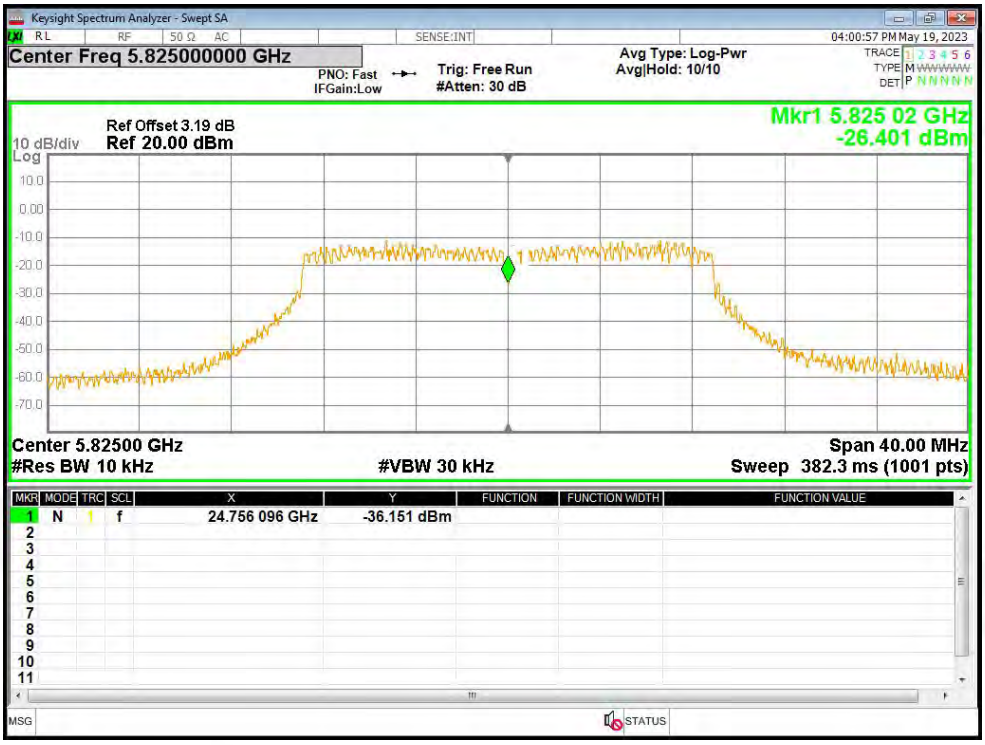

Freq. Stability NVNT ac40 5755MHz Ant1

Freq. Stability NVNT ac40 5795MHz Ant1

Freq. Stability NVNT ac80 5775MHz Ant1

Freq. Stability NVNT ax20 5745MHz Ant1

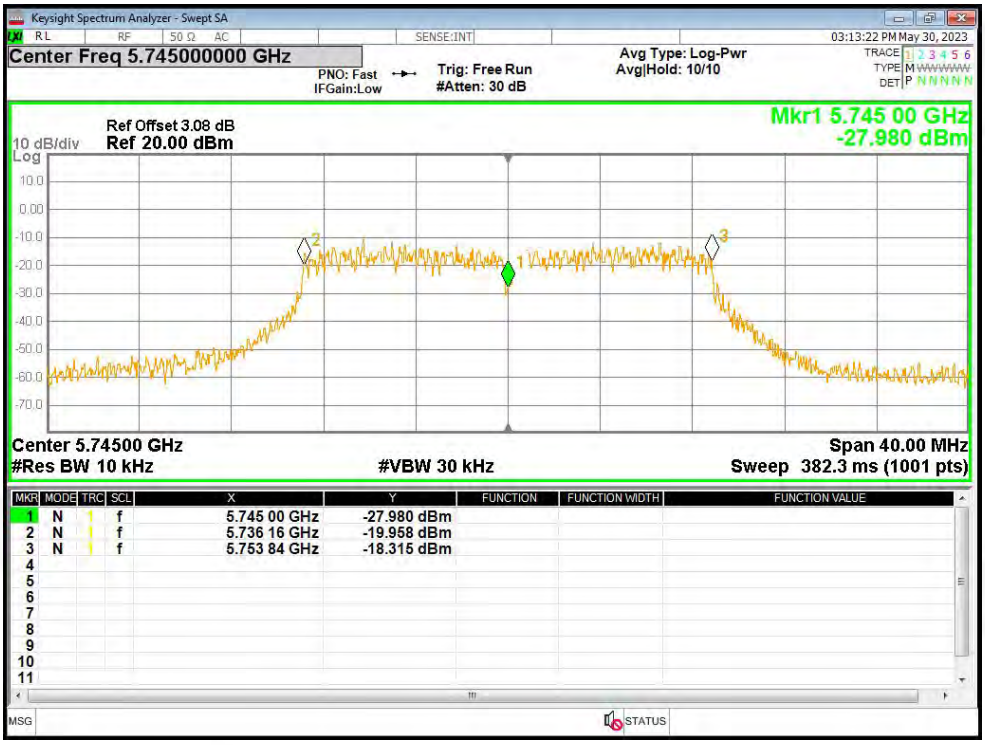

Freq. Stability NVNT ax20 5785MHz Ant1

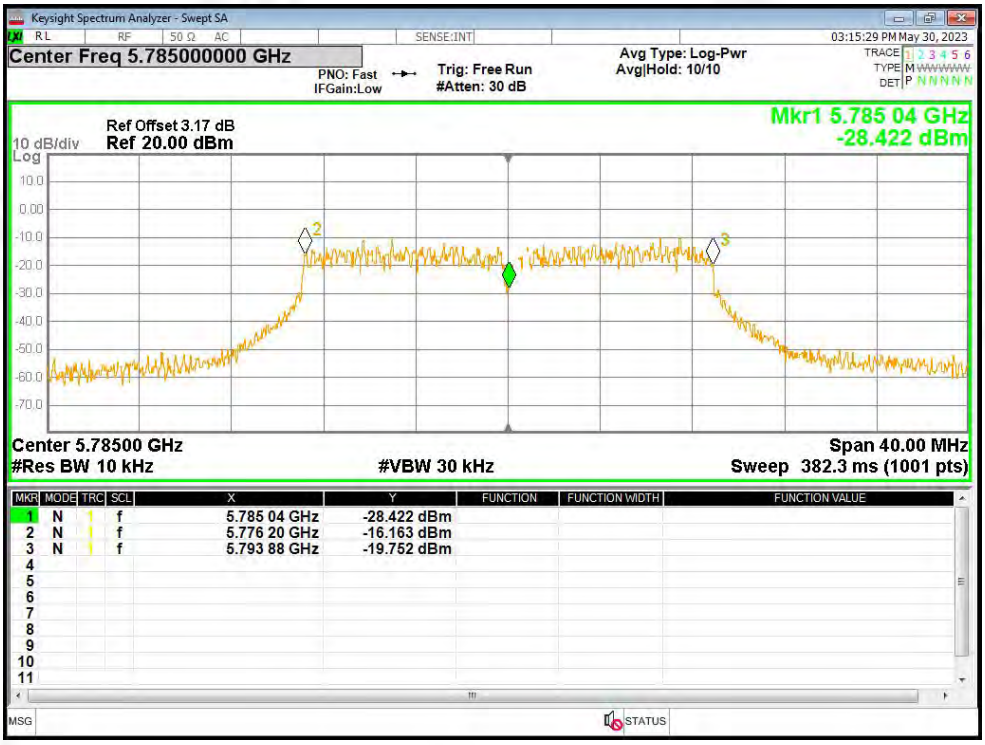

Freq. Stability NVNT ax20 5825MHz Ant1

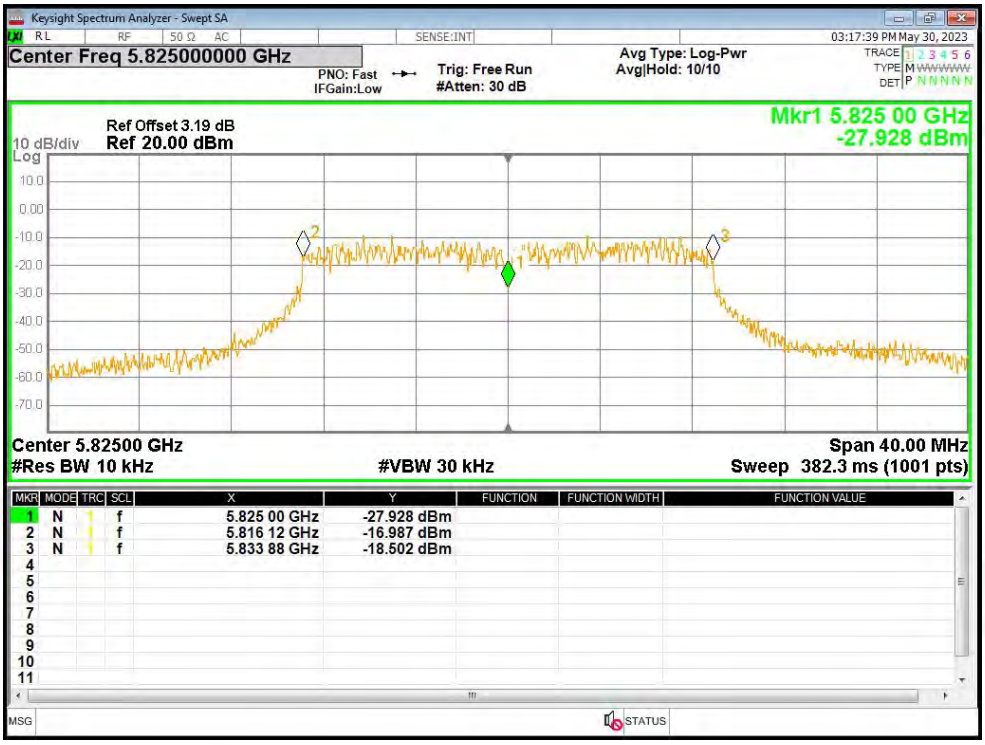

Freq. Stability NVNT ax40 5755MHz Ant1

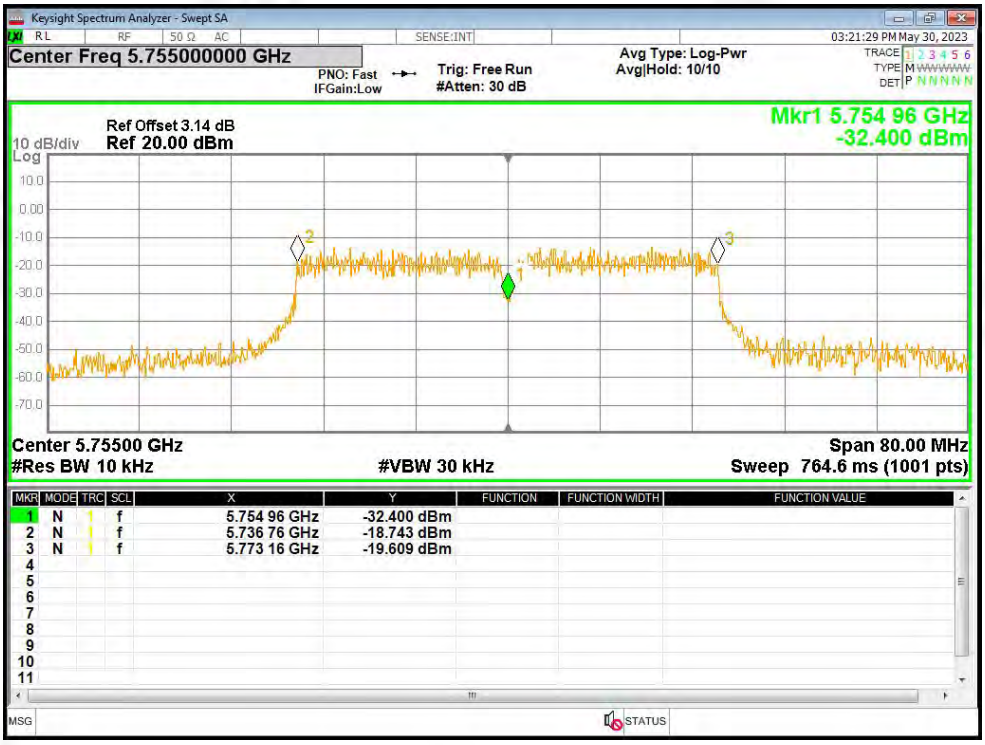

Freq. Stability NVNT ax40 5795MHz Ant1

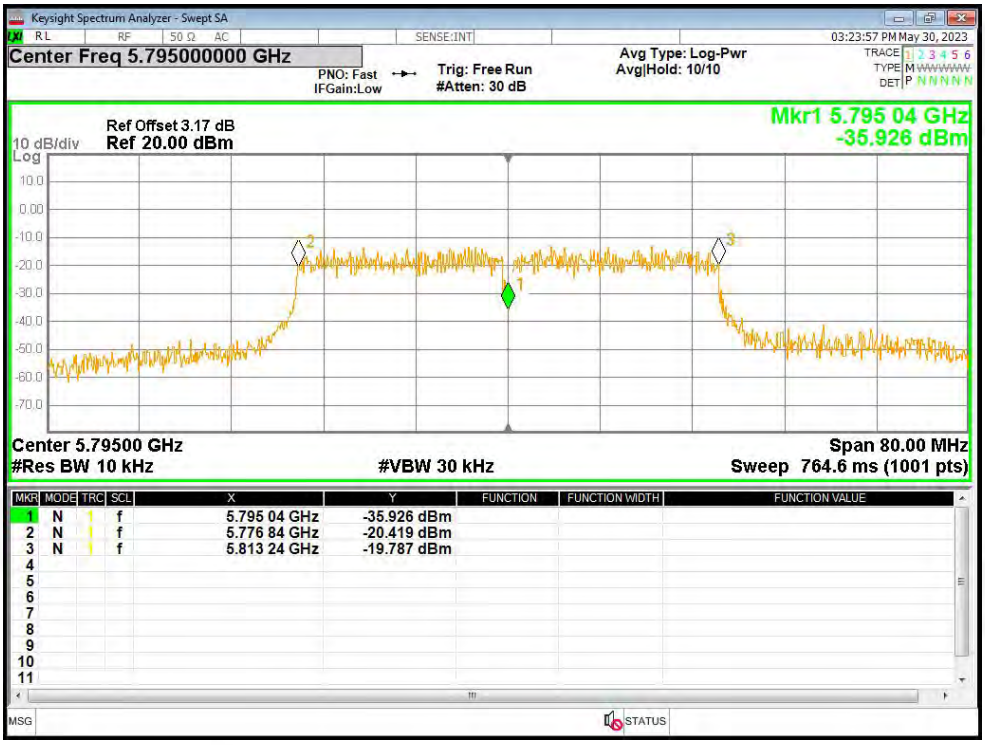

Freq. Stability NVNT ax80 5775MHz Ant1

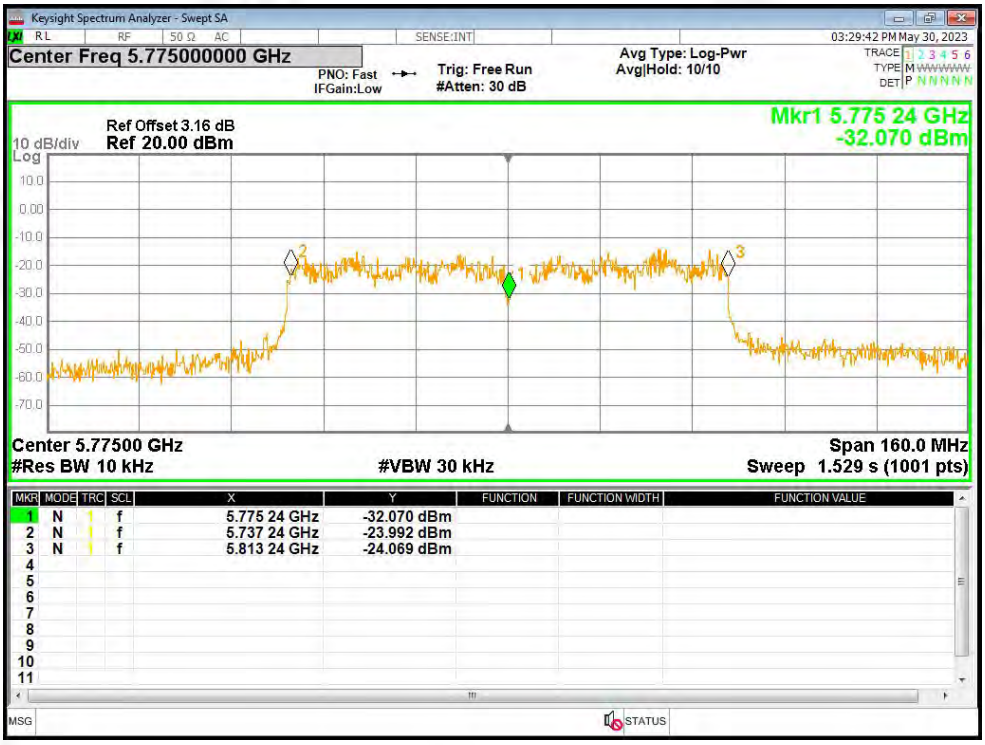

B.8 Conducted RF Spurious Emission

Condition	Mode	Frequency (MHz)	Antenna	Max Value (dBm)	Limit (dBm)	Verdict
NVNT	a	5745	Ant1	-35.59	-27	Pass
NVNT	a	5785	Ant1	-35.68	-27	Pass
NVNT	a	5825	Ant1	-34.21	-27	Pass
NVNT	n20	5745	Ant1	-35.54	-27	Pass
NVNT	n20	5785	Ant1	-35.94	-27	Pass
NVNT	n20	5825	Ant1	-35.47	-27	Pass
NVNT	n40	5755	Ant1	-35.59	-27	Pass
NVNT	n40	5795	Ant1	-34.88	-27	Pass
NVNT	ac20	5745	Ant1	-35.02	-27	Pass
NVNT	ac20	5785	Ant1	-35.71	-27	Pass
NVNT	ac20	5825	Ant1	-36.15	-27	Pass
NVNT	ac40	5755	Ant1	-35.85	-27	Pass
NVNT	ac40	5795	Ant1	-36.11	-27	Pass
NVNT	ac80	5775	Ant1	-35.64	-27	Pass
NVNT	ax20	5745	Ant1	-35.77	-27	Pass
NVNT	ax20	5785	Ant1	-35.44	-27	Pass
NVNT	ax20	5825	Ant1	-35.55	-27	Pass
NVNT	ax40	5755	Ant1	-35.65	-27	Pass
NVNT	ax40	5795	Ant1	-34.85	-27	Pass
NVNT	ax80	5775	Ant1	-35.48	-27	Pass

Test Graphs

Tx. Spurious NVNT a 5745MHz Ant1 Emission

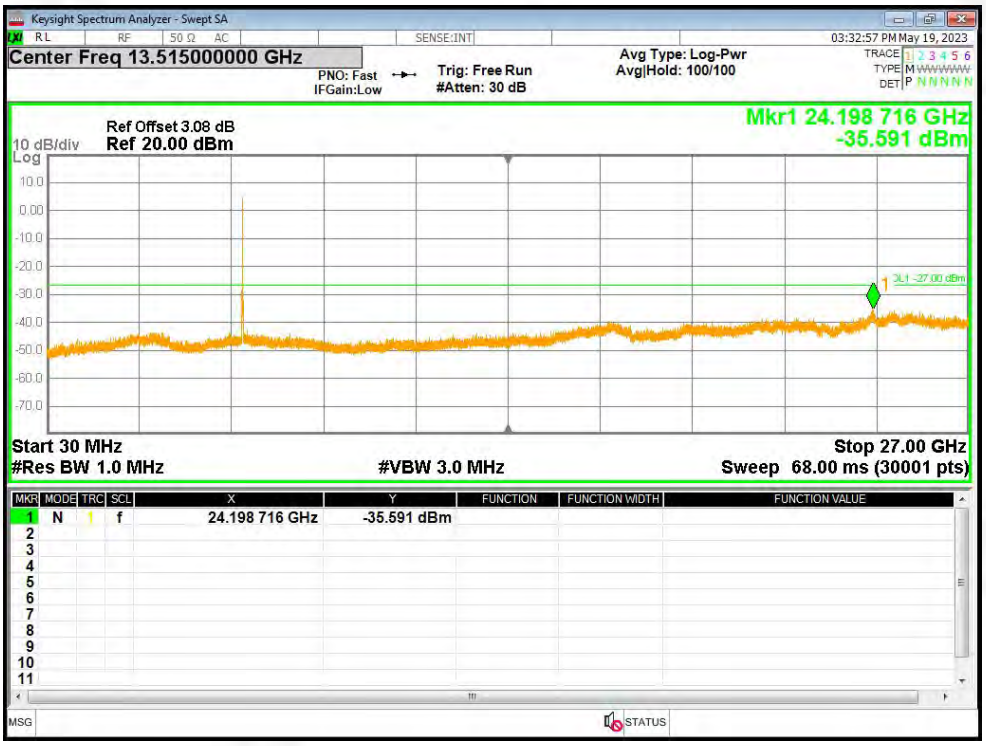

Tx. Spurious NVNT a 5785MHz Ant1 Emission

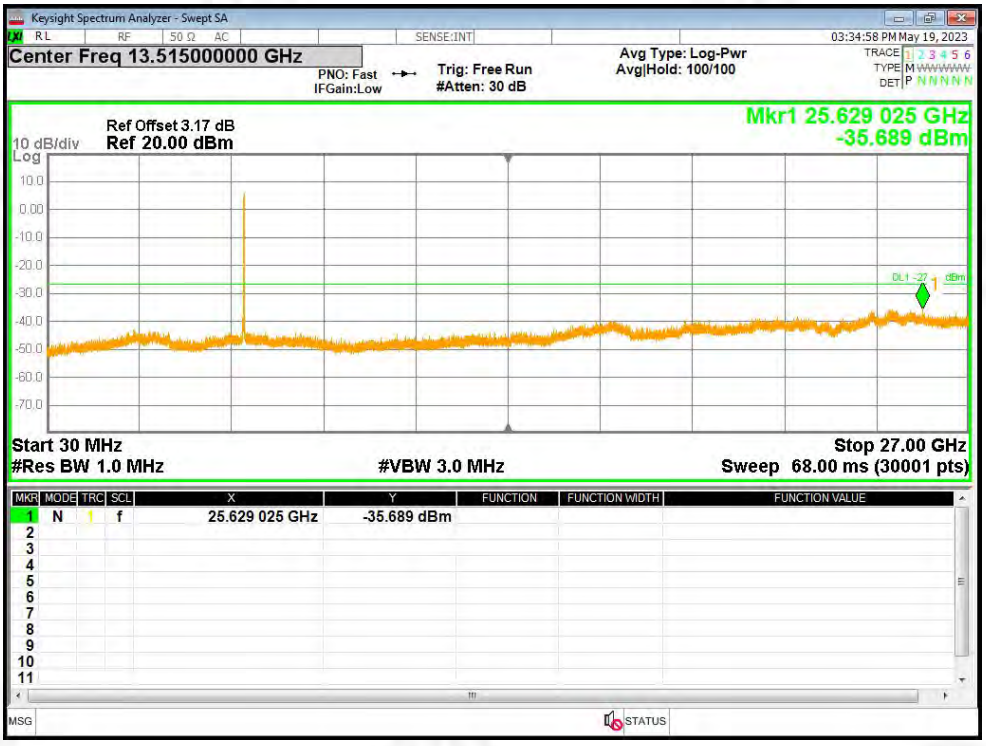

Tx. Spurious NVNT a 5825MHz Ant1 Emission

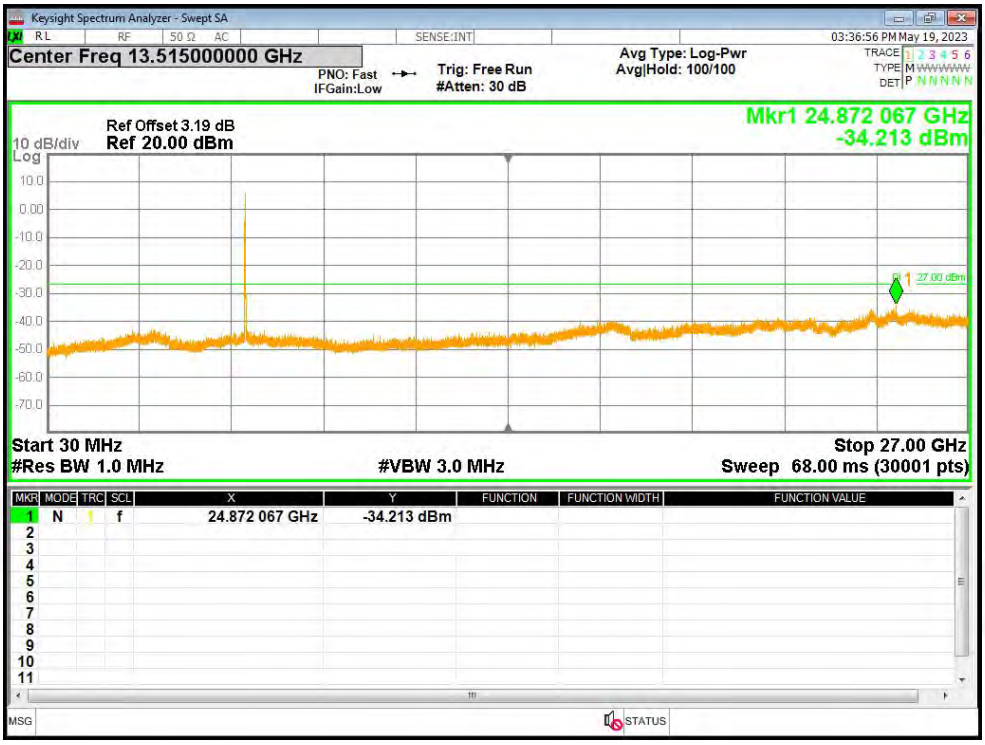

Tx. Spurious NVNT n20 5745MHz Ant1 Emission

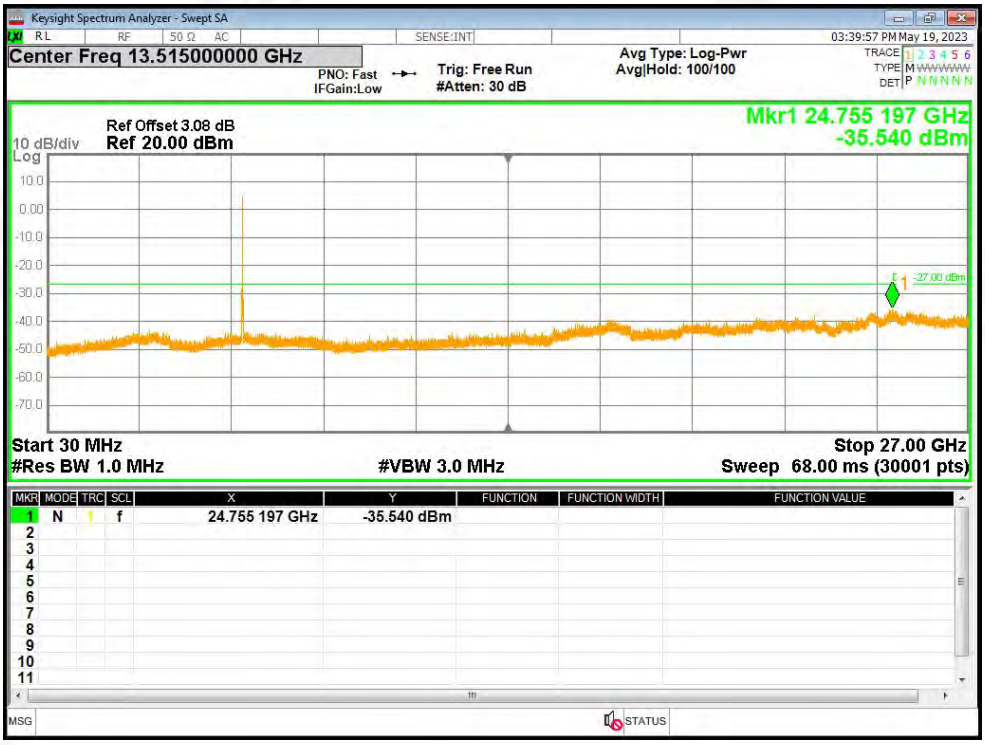

Tx. Spurious NVNT n20 5785MHz Ant1 Emission

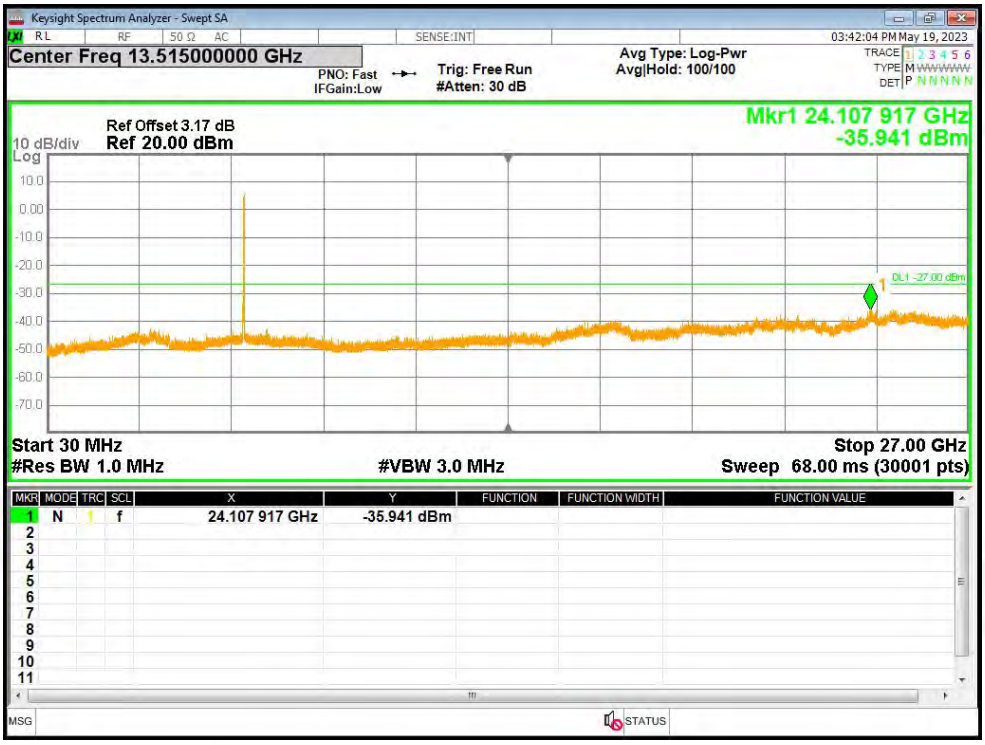

Tx. Spurious NVNT n20 5825MHz Ant1 Emission

Tx. Spurious NVNT n40 5755MHz Ant1 Emission

Tx. Spurious NVNT n40 5795MHz Ant1 Emission

Tx. Spurious NVNT ac20 5745MHz Ant1 Emission

Tx. Spurious NVNT ac20 5785MHz Ant1 Emission

Tx. Spurious NVNT ac20 5825MHz Ant1 Emission

Tx. Spurious NVNT ac40 5755MHz Ant1 Emission

Tx. Spurious NVNT ac40 5795MHz Ant1 Emission

Tx. Spurious NVNT ac80 5775MHz Ant1 Emission

Tx. Spurious NVNT ax20 5745MHz Ant1 Emission

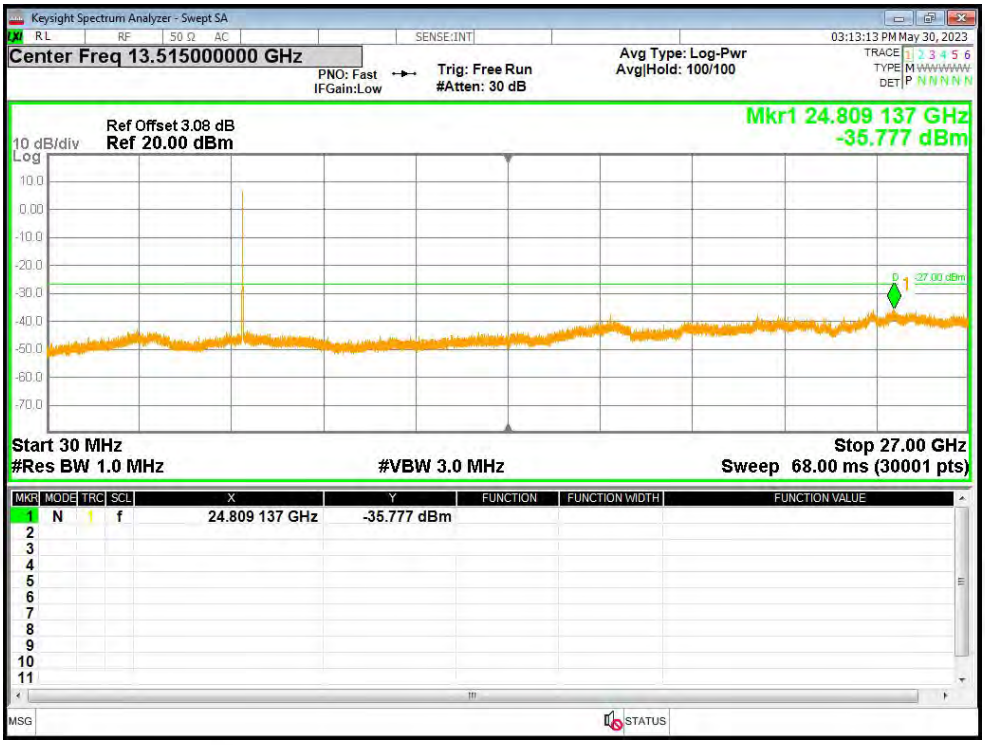

Tx. Spurious NVNT ax20 5785MHz Ant1 Emission

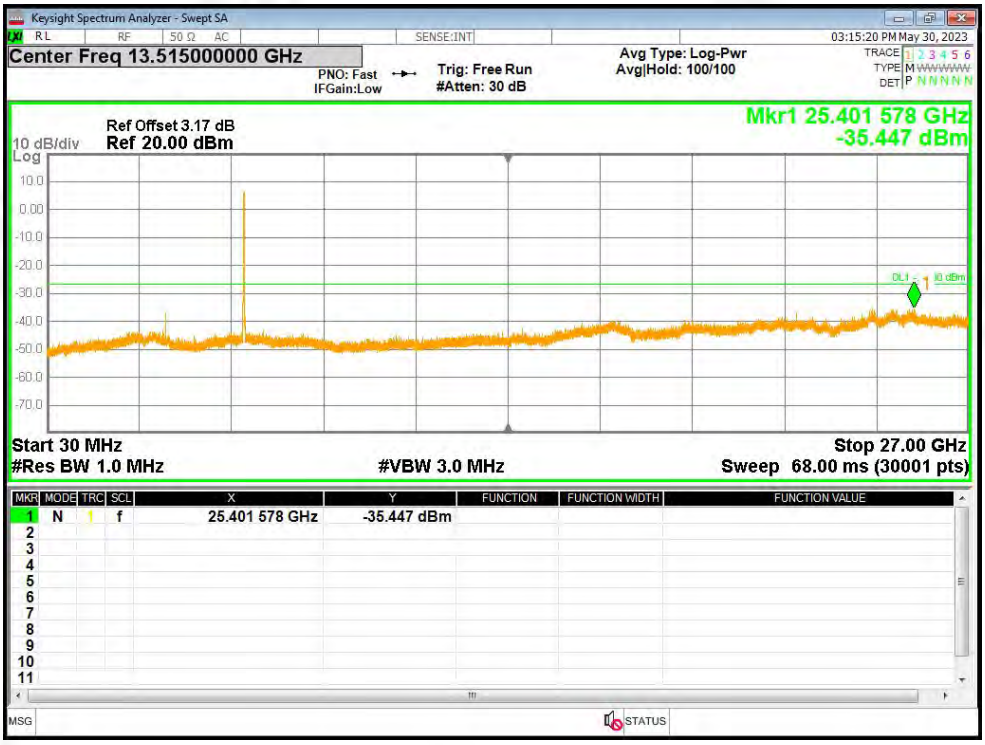

Tx. Spurious NVNT ax20 5825MHz Ant1 Emission

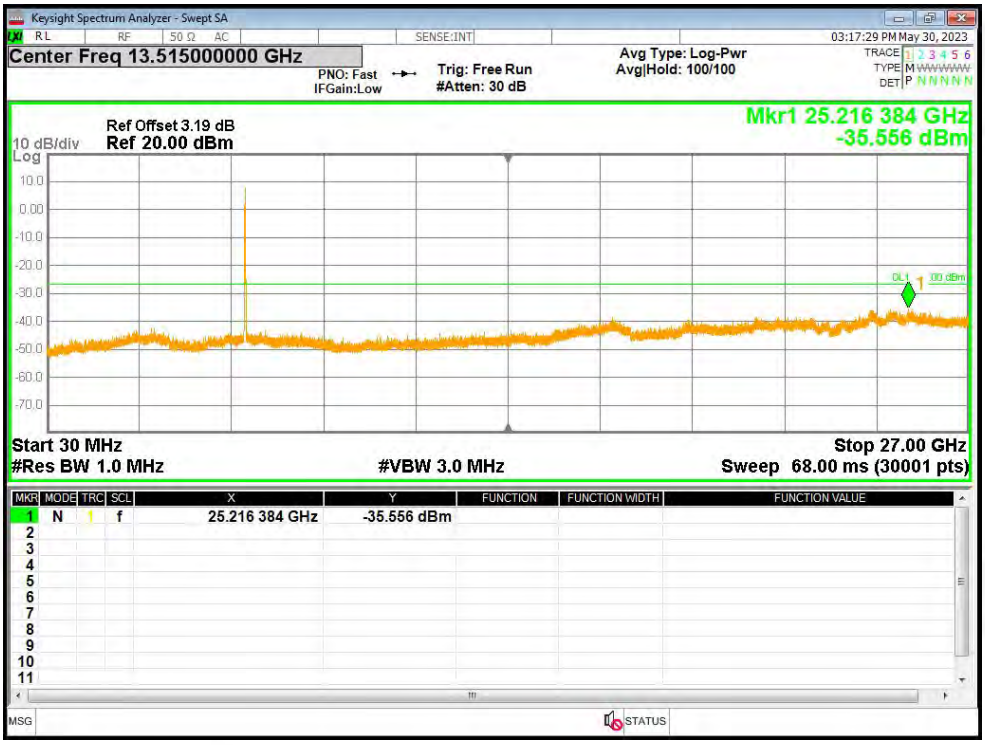

Tx. Spurious NVNT ax40 5755MHz Ant1 Emission

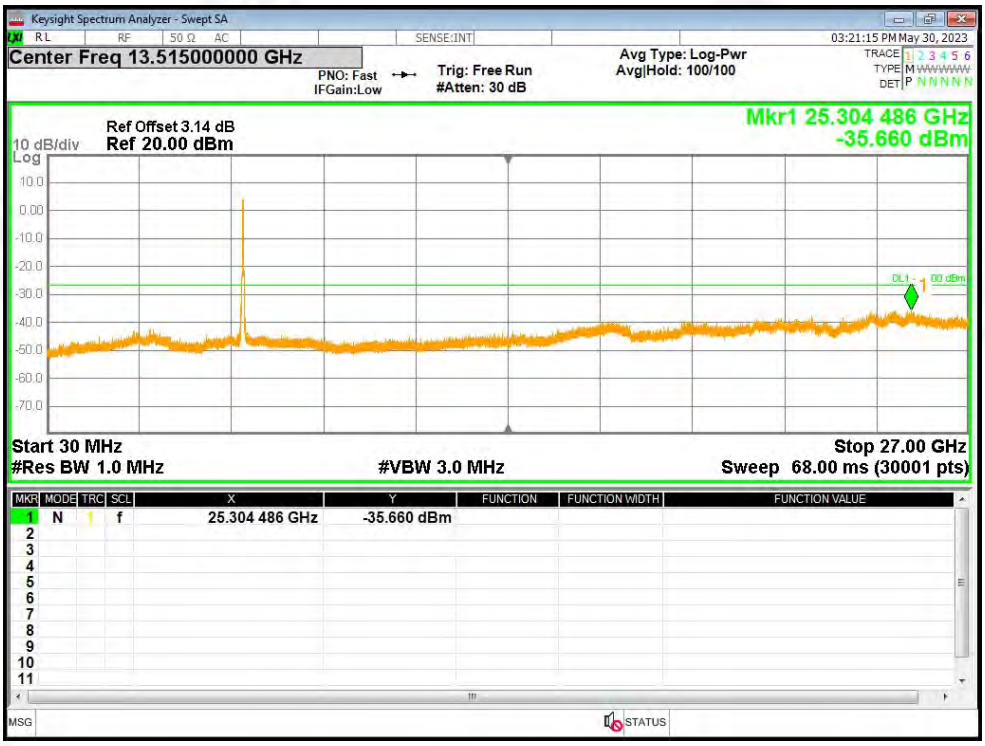

Tx. Spurious NVNT ax40 5795MHz Ant1 Emission

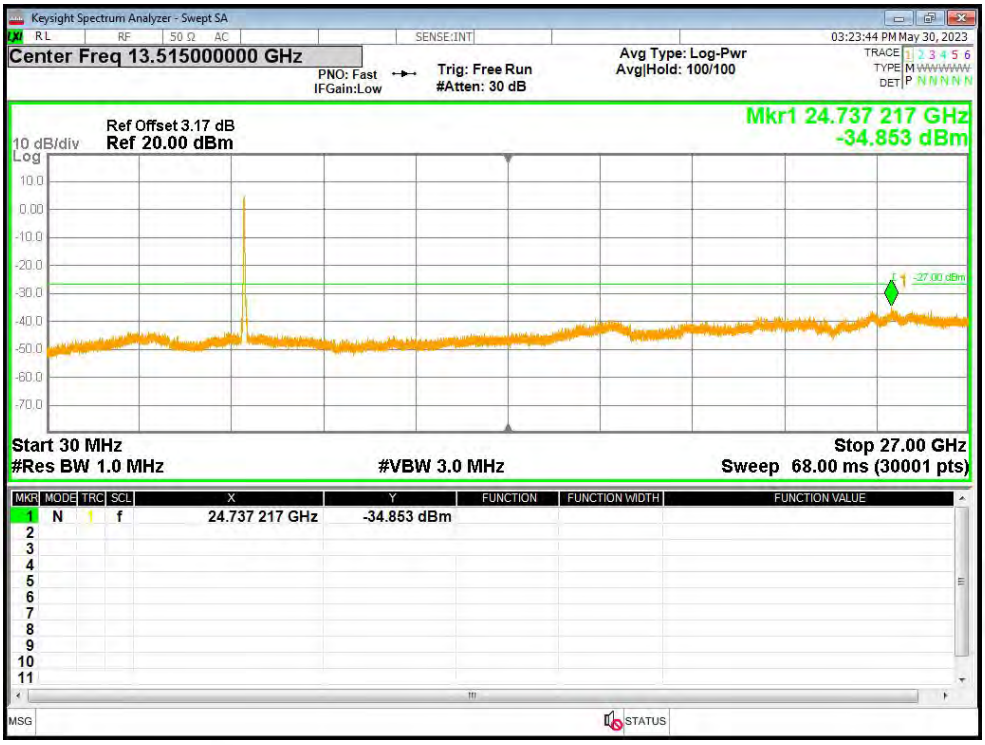
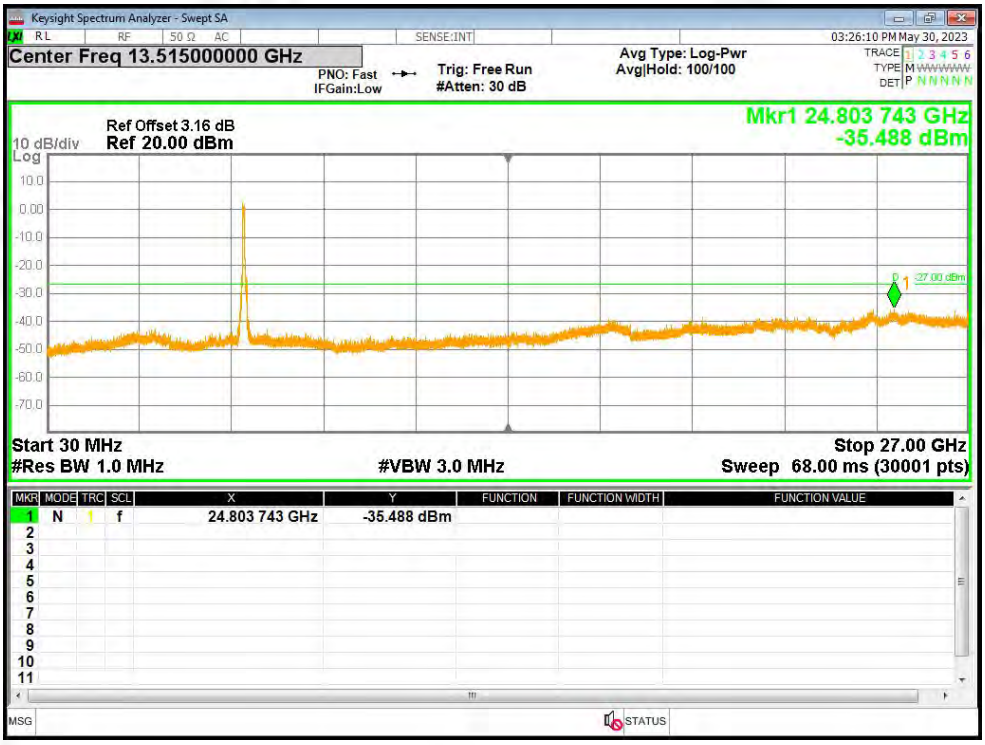
Tx. Spurious NVNT ax80 5775MHz Ant1 Emission