n20 2437MHz Ant1 Ref

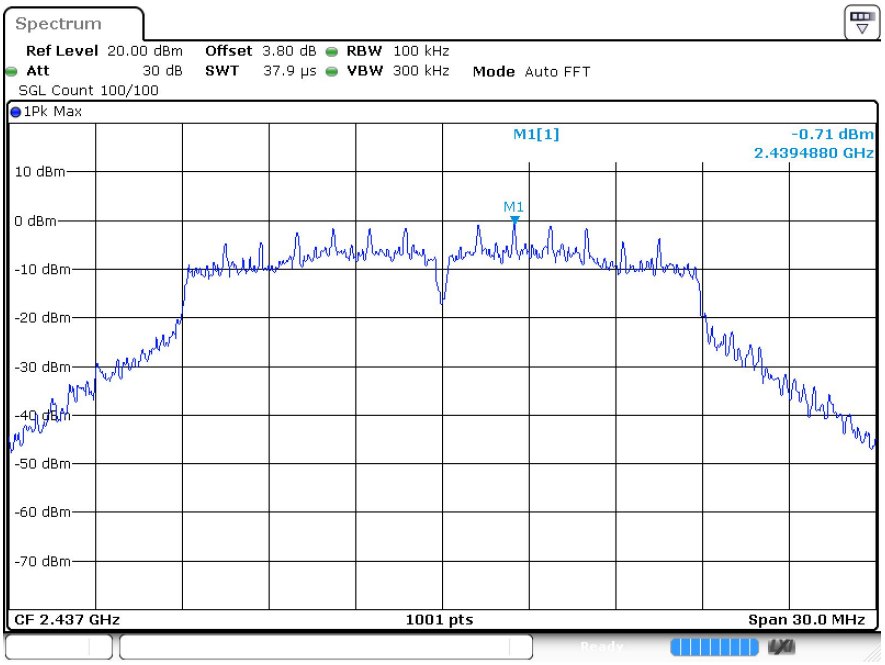

n20 2437MHz Ant1 Emission

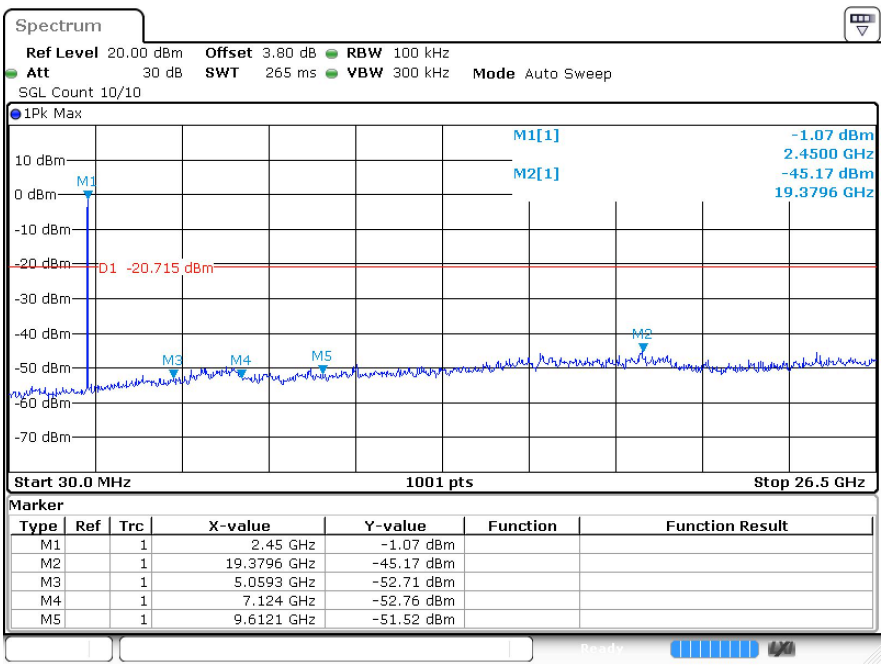

Marker

Type	Ref	Trc	X-value	Y-value	Function	Function Result
M1		1	2.45 GHz	-1.07 dBm		
M2		1	19.3796 GHz	-45.17 dBm		
M3		1	5.0593 GHz	-52.71 dBm		
M4		1	7.124 GHz	-52.76 dBm		
M5		1	9.6121 GHz	-51.52 dBm		

n20 2462MHz Ant1 Ref

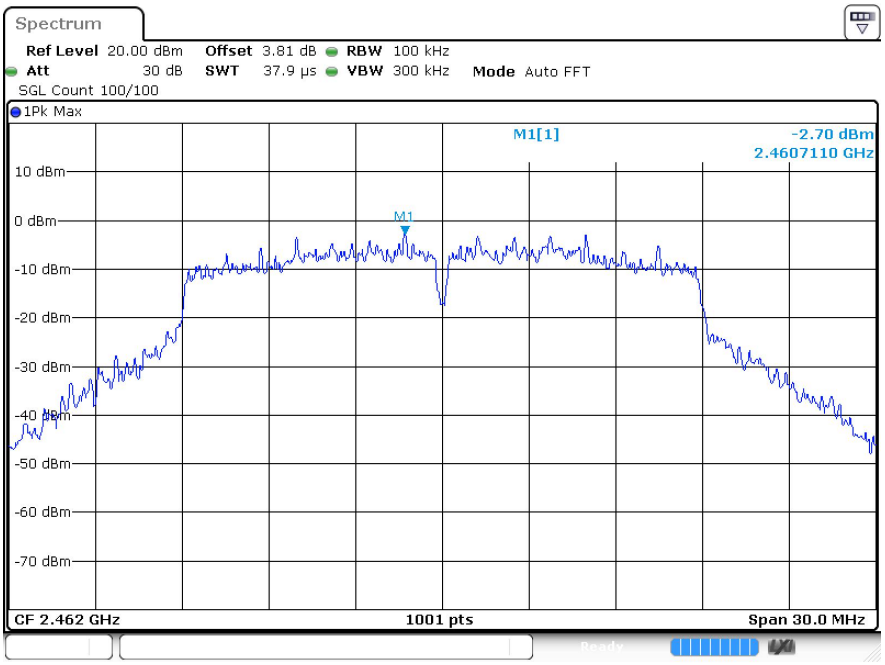

n20 2462MHz Ant1 Emission

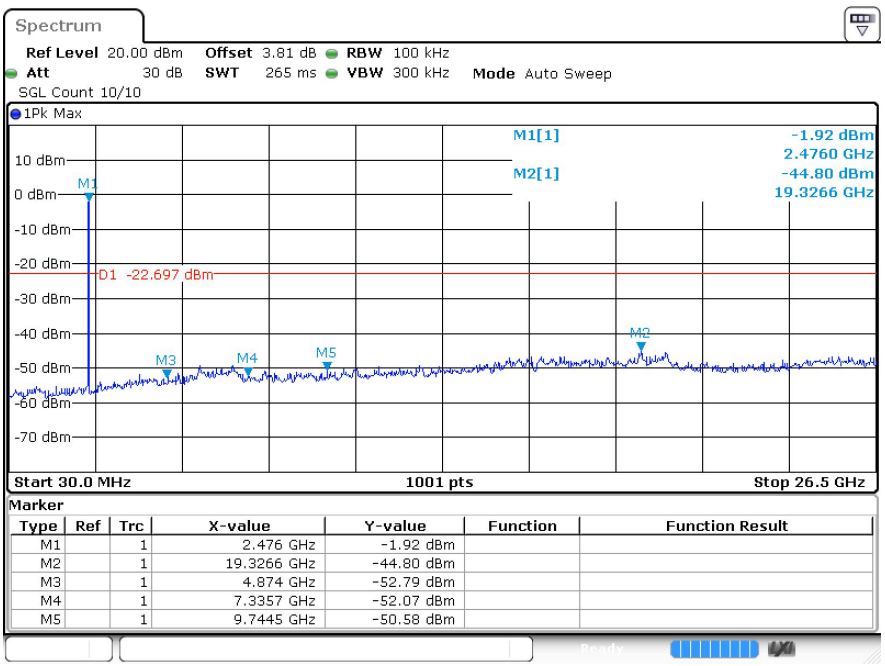

Marker

Type	Ref	Trc	X-value	Y-value	Function	Function Result
M1		1	2.476 GHz	-1.92 dBm		
M2		1	19.3266 GHz	-44.80 dBm		
M3		1	4.874 GHz	-52.79 dBm		
M4		1	7.3357 GHz	-52.07 dBm		
M5		1	9.7445 GHz	-50.58 dBm		

7 Restrict Band

7.1 Test Result

Mode	Frequency (MHz)	Antenna	Spur Freq (MHz)	Power (dBm)	Gain (dBi)	E (dBuV/m)	Detector	Limit (dBuV/m)	Verdict
b	2412	Ant1	2310	-45.34	2	51.89	Peak	74	Pass
b	2412	Ant1	2310	-55.3	2	41.93	Average	54	Pass
b	2412	Ant1	2386.167	-39.6	2	57.63	Peak	74	Pass
b	2412	Ant1	2386.05	-49.62	2	47.61	Average	54	Pass
b	2412	Ant1	2390	-44.83	2	52.4	Peak	74	Pass
b	2412	Ant1	2390	-53.66	2	43.57	Average	54	Pass
b	2462	Ant1	2483.5	-44.56	2	52.67	Peak	74	53.88
b	2462	Ant1	2483.5	-53.63	2	43.6	Average	54	Pass
b	2462	Ant1	2489.347	-42.64	2	54.59	Peak	74	Pass
b	2462	Ant1	2484.471	-53.13	2	44.1	Average	54	Pass
b	2462	Ant1	2500	-44.45	2	52.78	Peak	74	Pass
b	2462	Ant1	2500	-54.59	2	42.64	Average	54	Pass
g	2412	Ant1	2310	-46.07	2	51.16	Peak	74	Pass
g	2412	Ant1	2310	-54.26	2	42.97	Average	54	Pass
g	2412	Ant1	2364.288	-42.53	2	54.7	Peak	74	Pass
g	2412	Ant1	2339.718	-51.56	2	45.67	Average	54	Pass
g	2412	Ant1	2390	-45.99	2	51.24	Peak	74	Pass
g	2412	Ant1	2390	-53.88	2	43.35	Average	54	Pass
g	2462	Ant1	2483.5	-43.75	2	53.48	Peak	74	Pass
g	2462	Ant1	2483.5	-52.91	2	44.32	Average	54	Pass
g	2462	Ant1	2489.347	-43.66	2	53.57	Peak	74	Pass
g	2462	Ant1	2488.711	-52.73	2	44.5	Average	54	Pass
g	2462	Ant1	2500	-44.55	2	52.68	Peak	74	Pass
g	2462	Ant1	2500	-53.59	2	43.64	Average	54	Pass
n20	2412	Ant1	2310	-44.56	2	52.67	Peak	74	Pass
n20	2412	Ant1	2310	-54.28	2	42.95	Average	54	Pass
n20	2412	Ant1	2337.846	-43	2	54.23	Peak	74	Pass
n20	2412	Ant1	2337.495	-51.65	2	45.58	Average	54	Pass
n20	2412	Ant1	2390	-45.25	2	51.98	Peak	74	Pass
n20	2412	Ant1	2390	-53.91	2	43.32	Average	54	Pass
n20	2462	Ant1	2483.5	-42.83	2	54.4	Peak	74	Pass
n20	2462	Ant1	2483.5	-52.96	2	44.27	Average	54	Pass
n20	2462	Ant1	2483.782	-42.36	2	54.87	Peak	74	Pass
n20	2462	Ant1	2483.888	-52.46	2	44.77	Average	54	Pass

n20	2462	Ant1	2500	-45.72	2	50.72	Peak	74	Pass
n20	2462	Ant1	2500	-53.3	2	43.14	Average	54	Pass

7.2 Test Graphs

Test Graphs

b 2412MHz Ant1 Peak

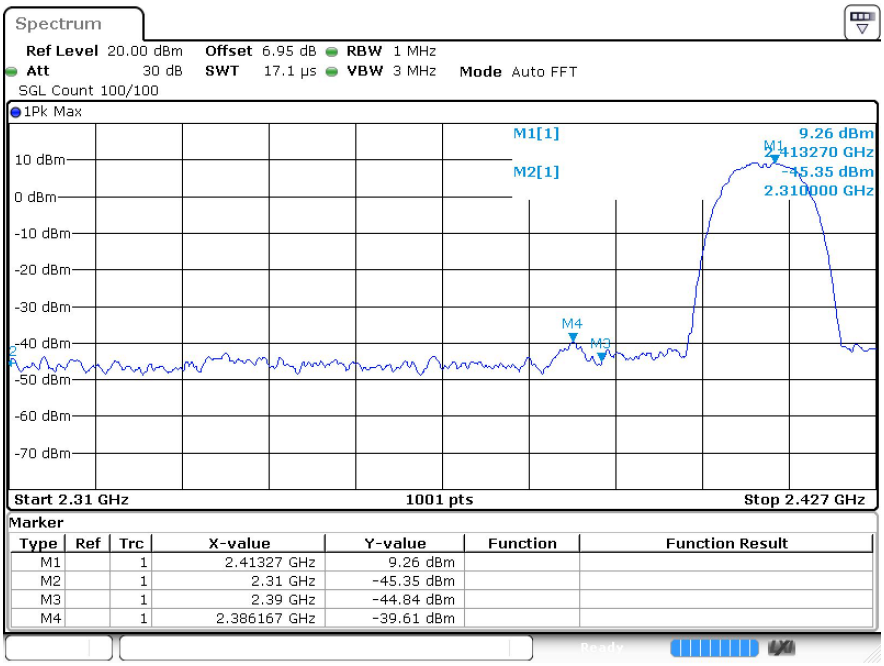

b 2412MHz Ant1 Average

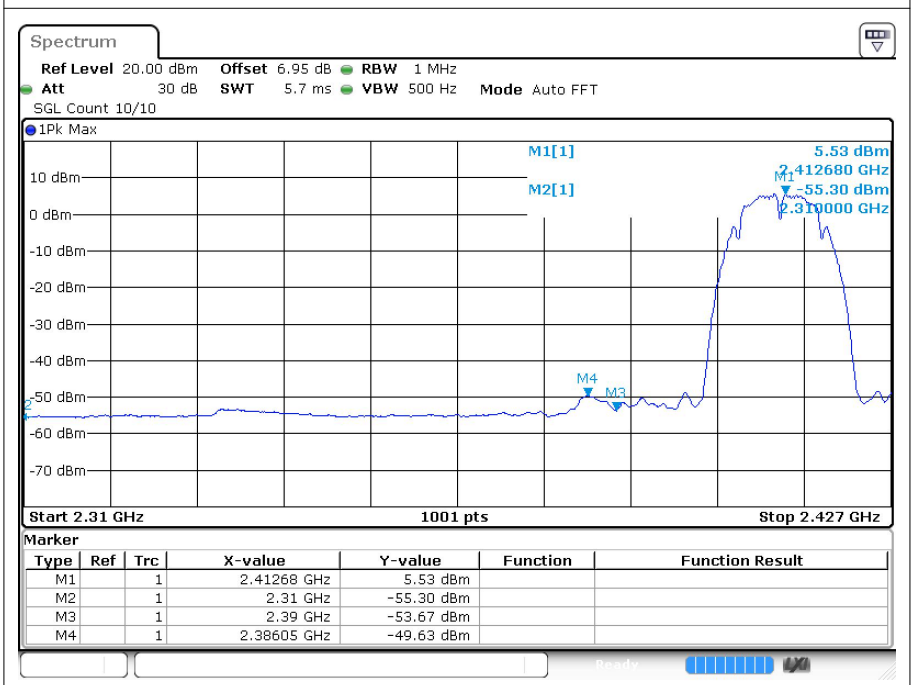

b 2462MHz Ant1 Peak

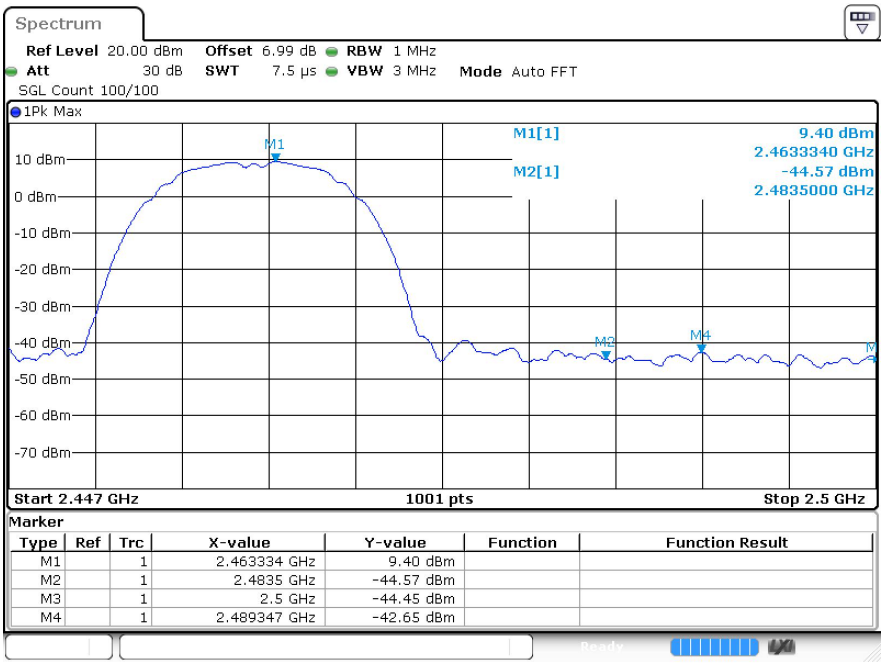

b 2462MHz Ant1 Average

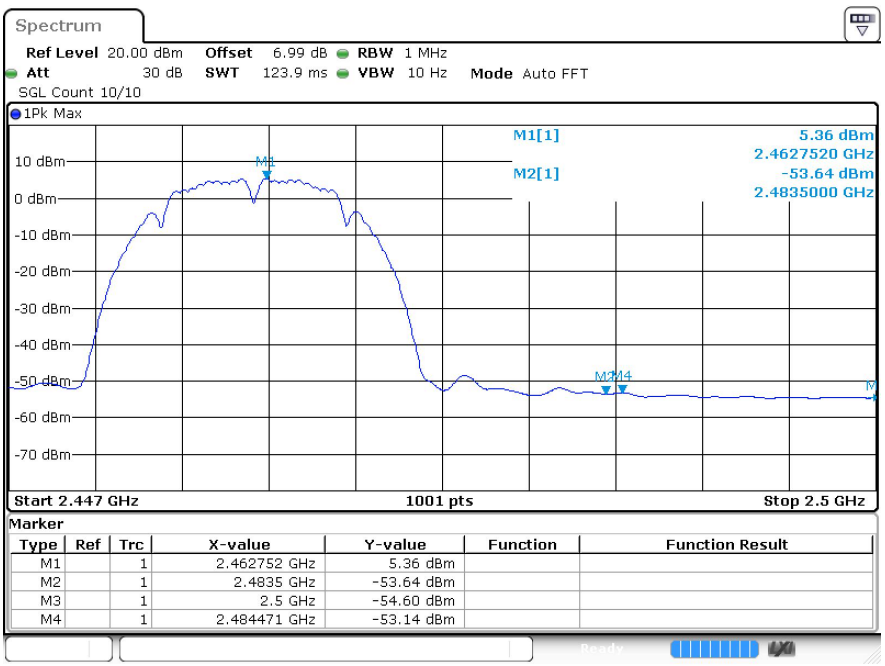

g 2412MHz Ant1 Peak

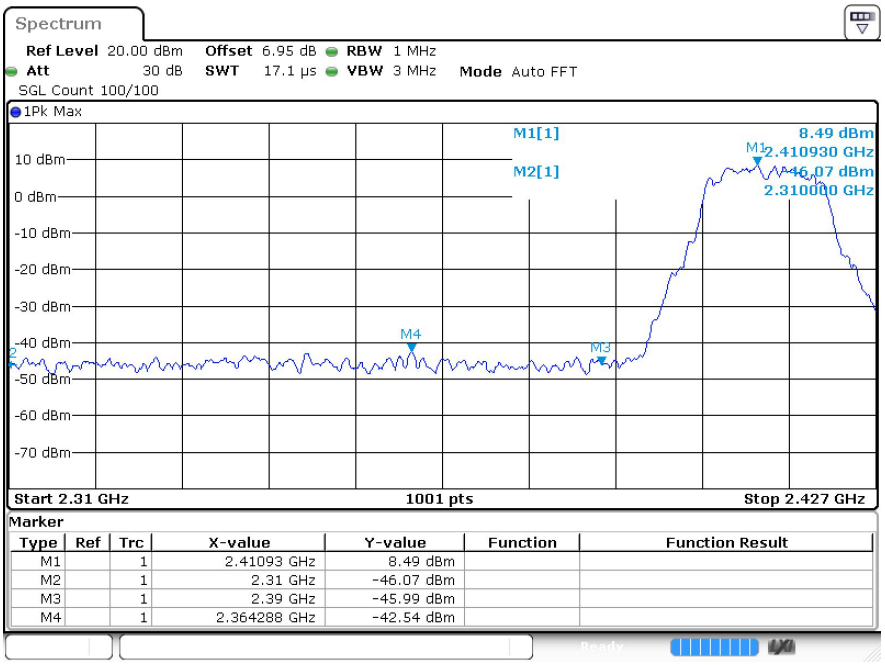

g 2412MHz Ant1 Average

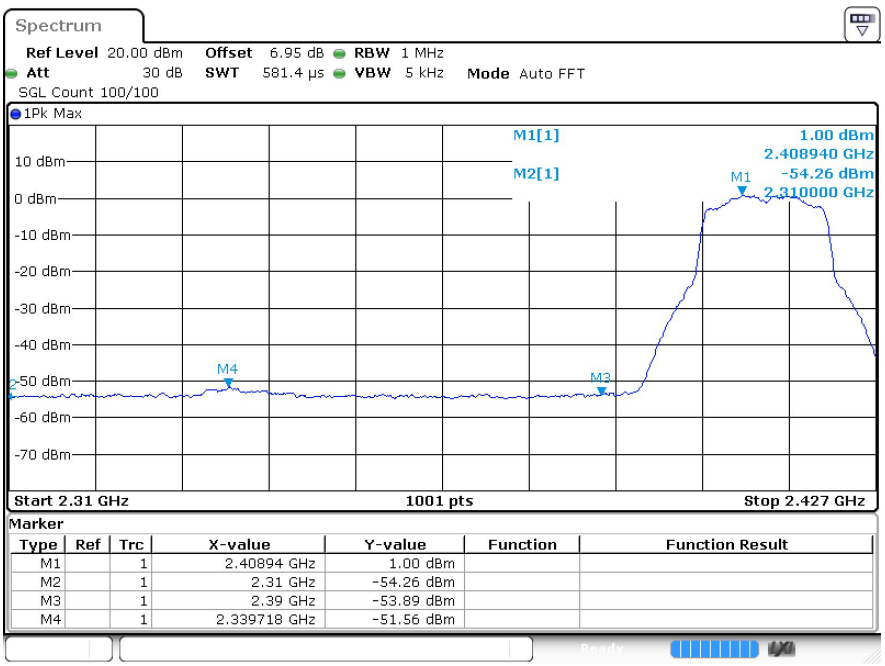

g 2462MHz Ant1 Peak

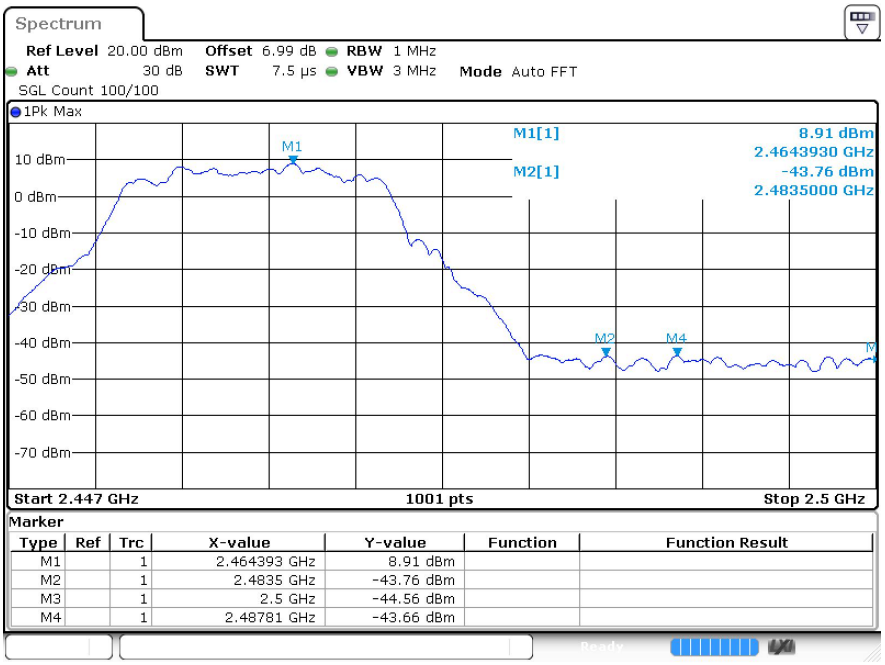

g 2462MHz Ant1 Average

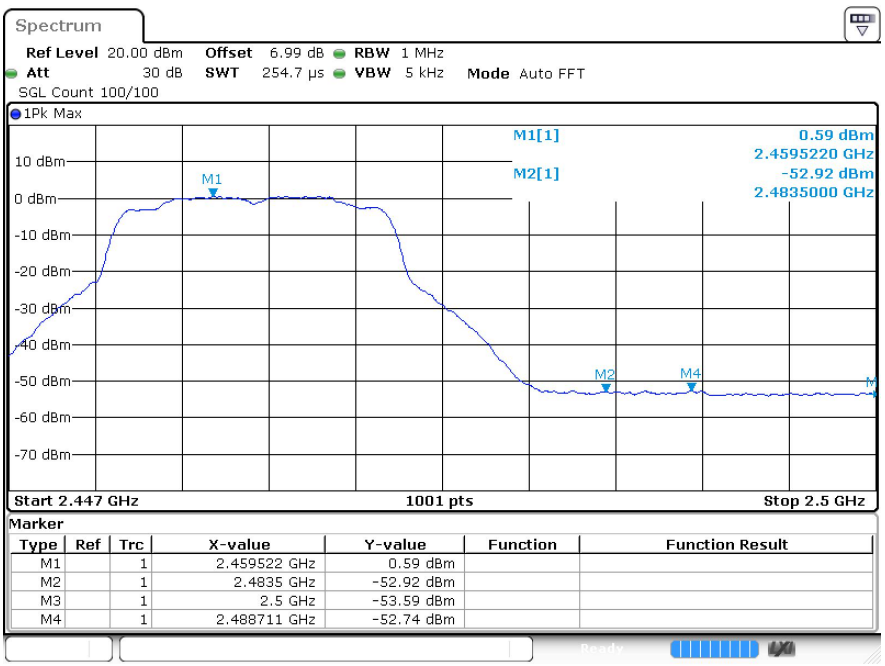

n20 2412MHz Ant1 Peak

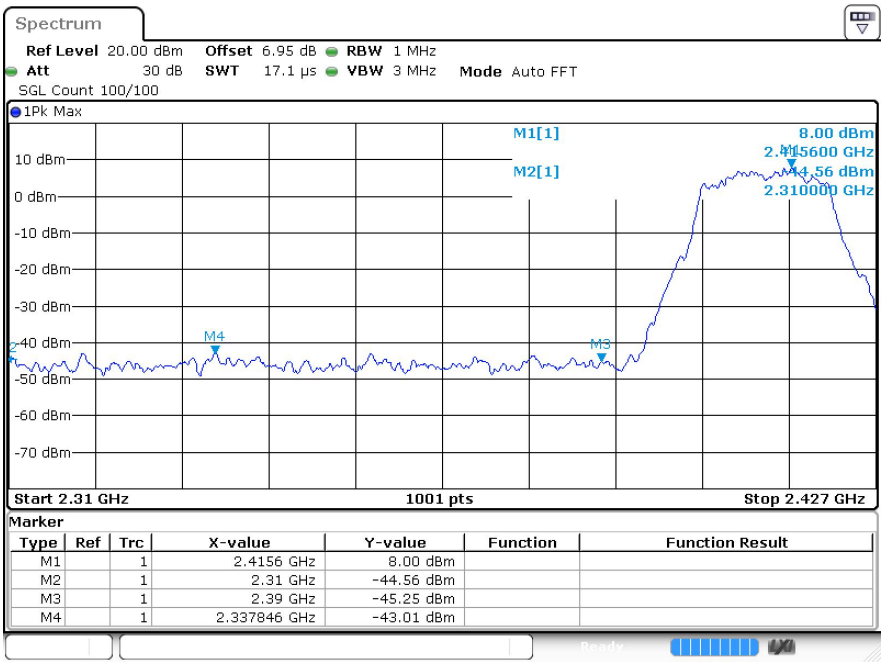

n20 2412MHz Ant1 Average

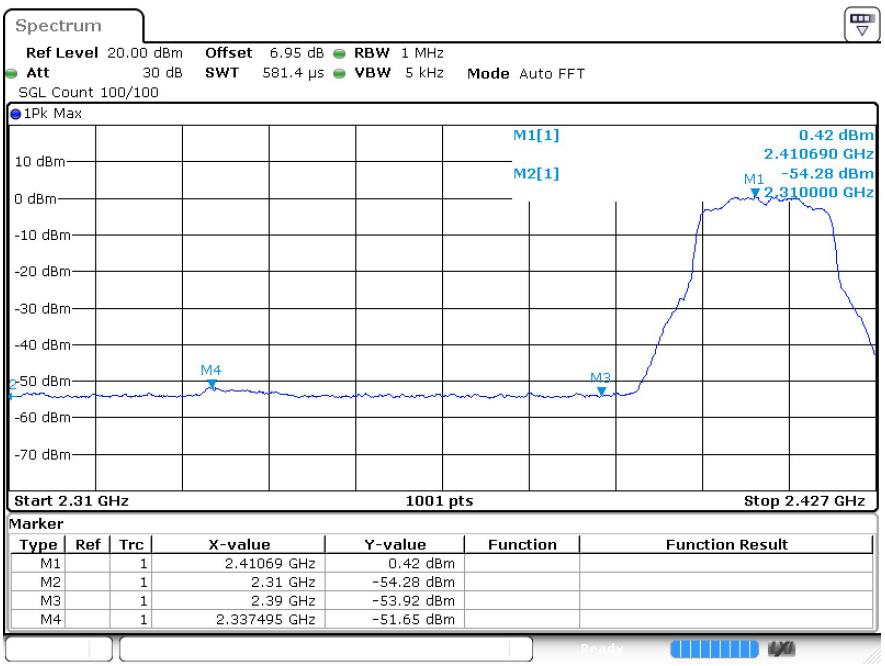

n20 2462MHz Ant1 Peak

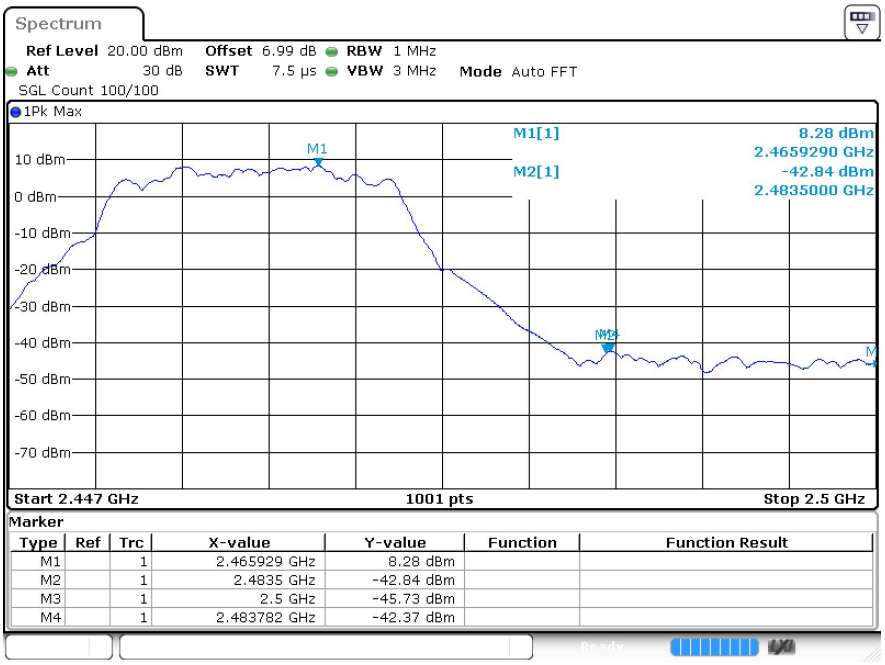

n20 2462MHz Ant1 Average

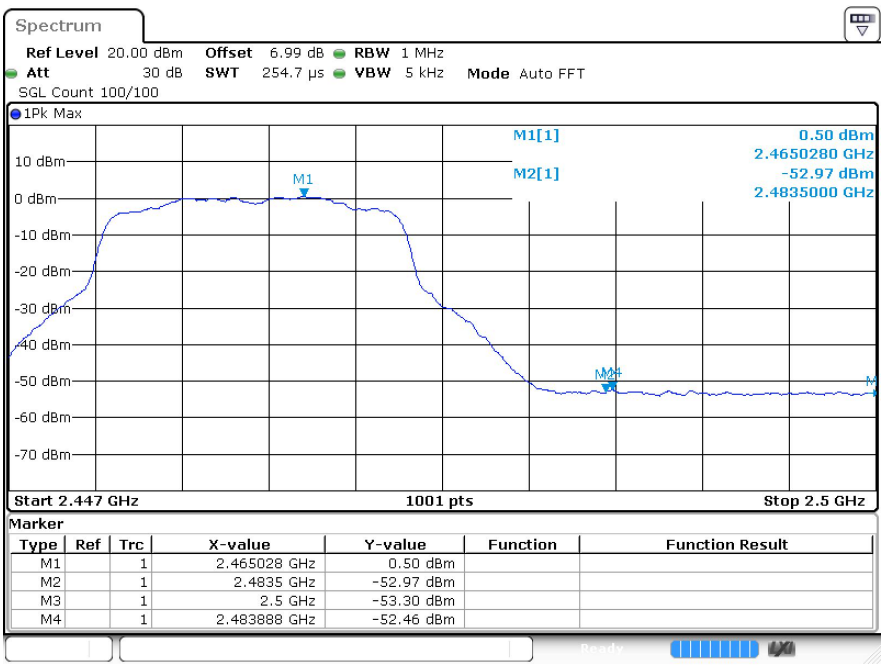

---The End---