# RF Test Data for 2.4G WiFi (Conducted Measurements)

| General Description of EUT | |
|---|---|
| **Product Name:** | P6 |
| **Test Model:** | P6 |
| **Sample ID:** | 202305-0002-3-2# |
| **Environmental Conditions** | |
| **Temperature:** | 24℃ |
| **Relative Humidity:** | 50% |
| **Test Voltage:** | AC 120V |
| **Test Engineer:** | Rick.Chen |
| Note: For a more detailed features description, please refer to the report TBR-C-202305-0002-61<br>The report only show the worst case data. | |

# Duty Cycle

| Condition | Mode | Frequency (MHz) | Antenna | Duty Cycle (%) | Correction Factor (dB) | 1/T (kHz) |
|---|---|---|---|---|---|---|
| NVNT | b | 2412 | Ant1 | 95.56 | 0.2 | 2.33 |
| NVNT | b | 2437 | Ant1 | 95.45 | 0.2 | 2.38 |
| NVNT | b | 2462 | Ant1 | 95.45 | 0.2 | 2.38 |
| NVNT | g | 2412 | Ant1 | 66.67 | 1.76 | 16.67 |
| NVNT | g | 2437 | Ant1 | 66.67 | 1.76 | 16.67 |
| NVNT | g | 2462 | Ant1 | 70 | 1.55 | 14.29 |
| NVNT | n(HT20) | 2412 | Ant1 | 70 | 1.55 | 14.29 |
| NVNT | n(HT20) | 2437 | Ant1 | 72.73 | 1.38 | 12.5 |
| NVNT | n(HT20) | 2462 | Ant1 | 70 | 1.55 | 14.29 |

Test Graphs

Duty Cycle NVNT b 2412MHz Ant1

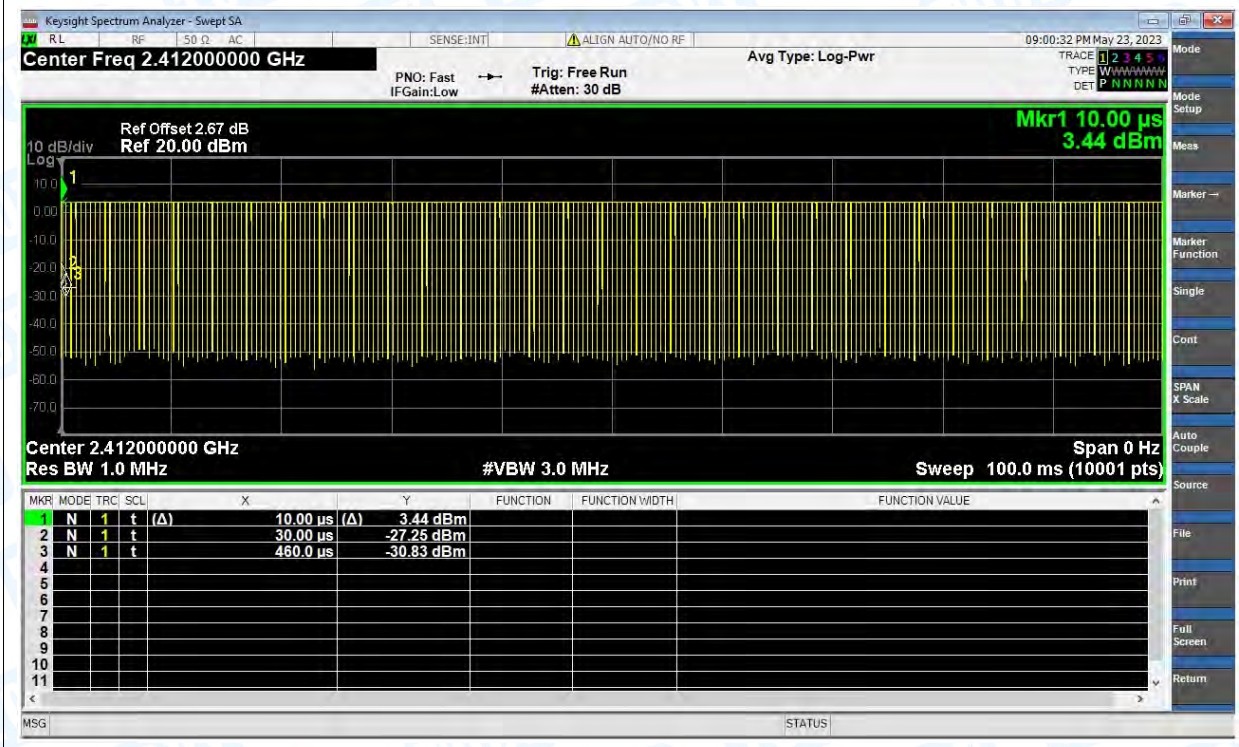


Duty Cycle NVNT b 2437MHz Ant1

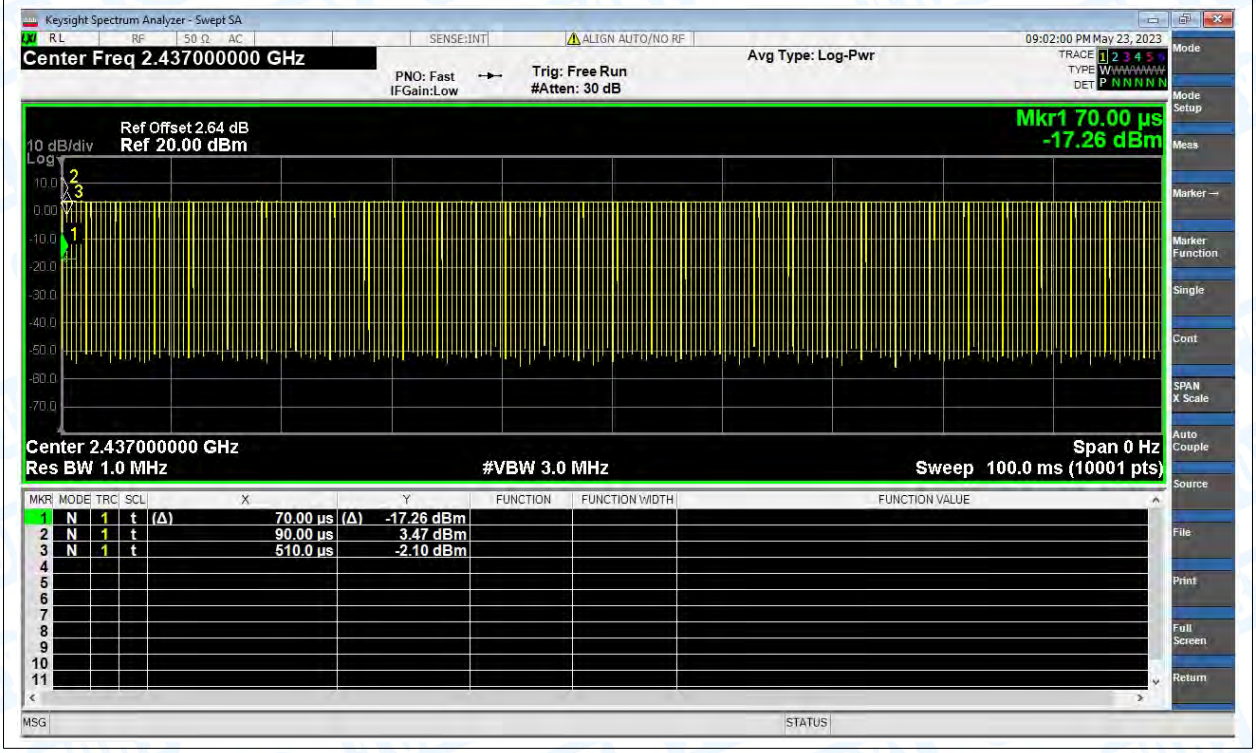

Duty Cycle NVNT b 2462MHz Ant1

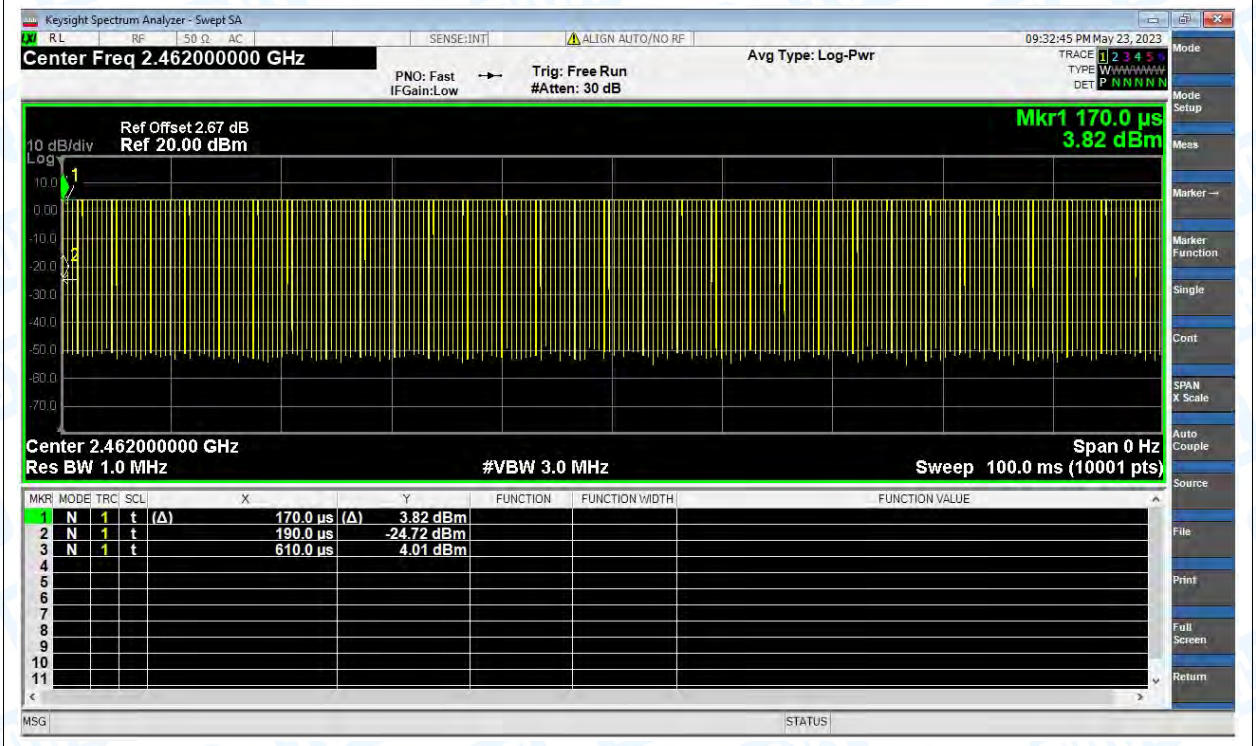


Duty Cycle NVNT g 2412MHz Ant1

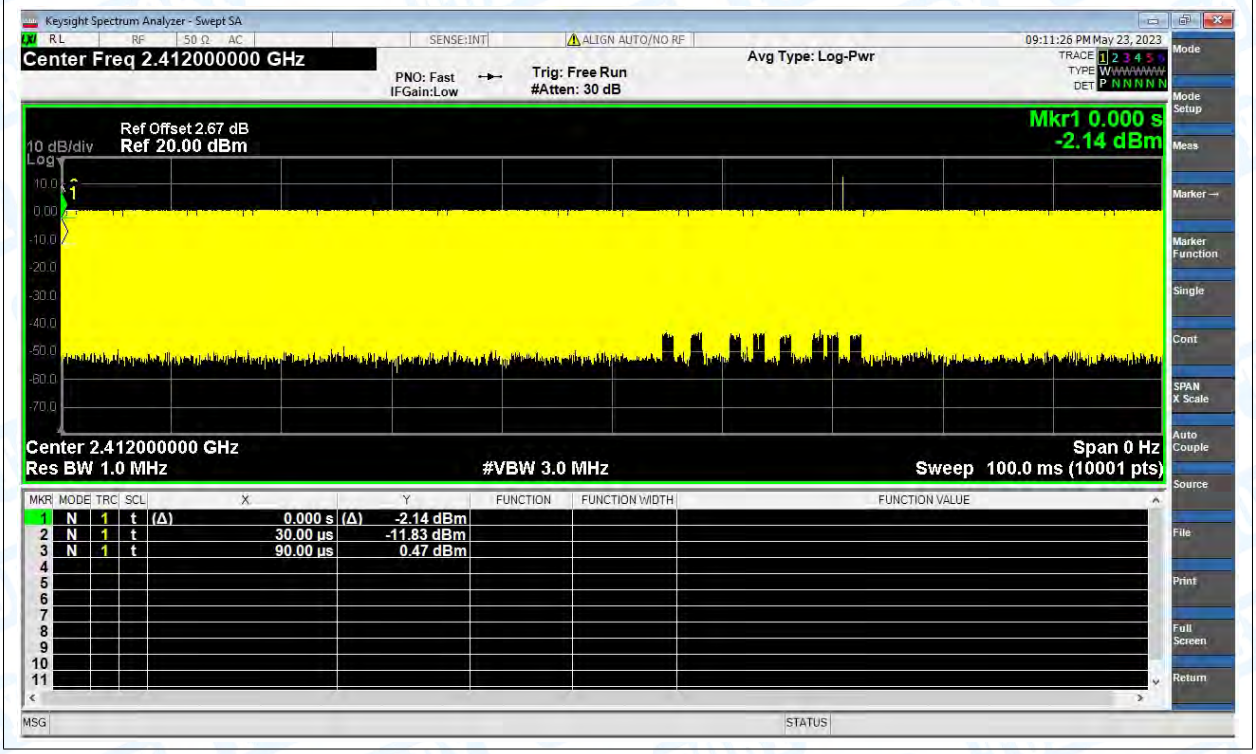

Duty Cycle NVNT g 2437MHz Ant1

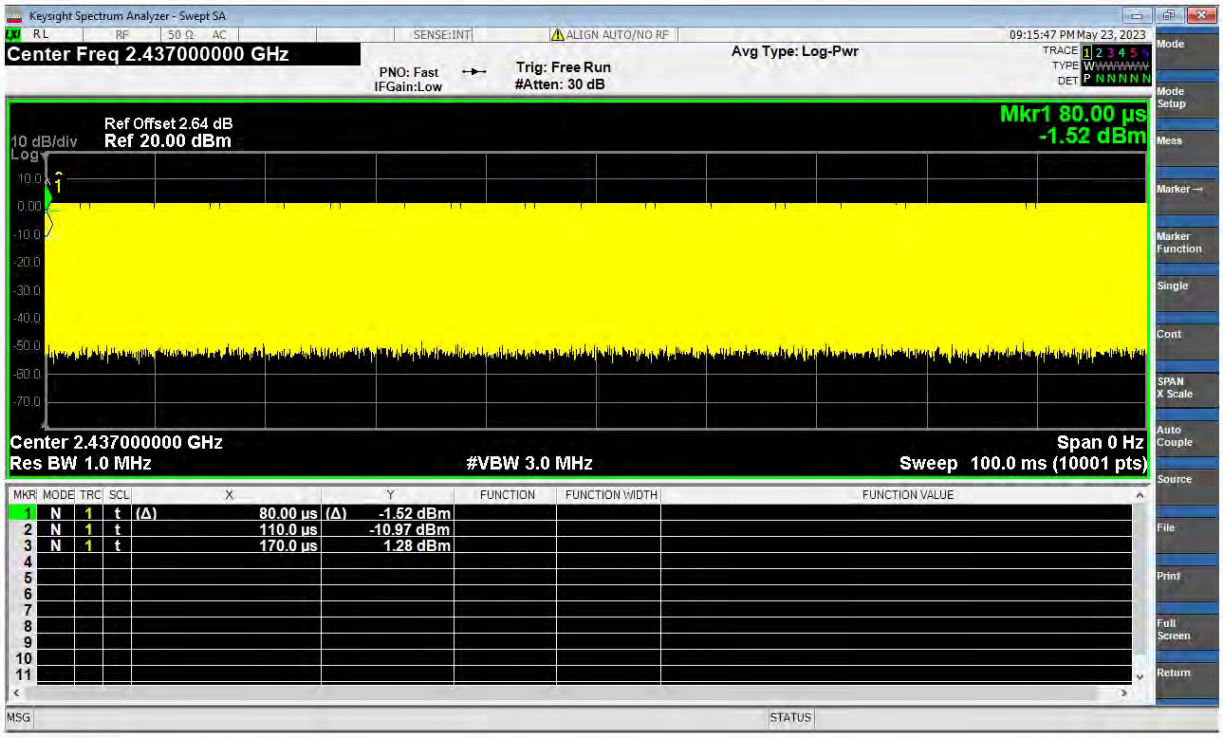


Duty Cycle NVNT g 2462MHz Ant1

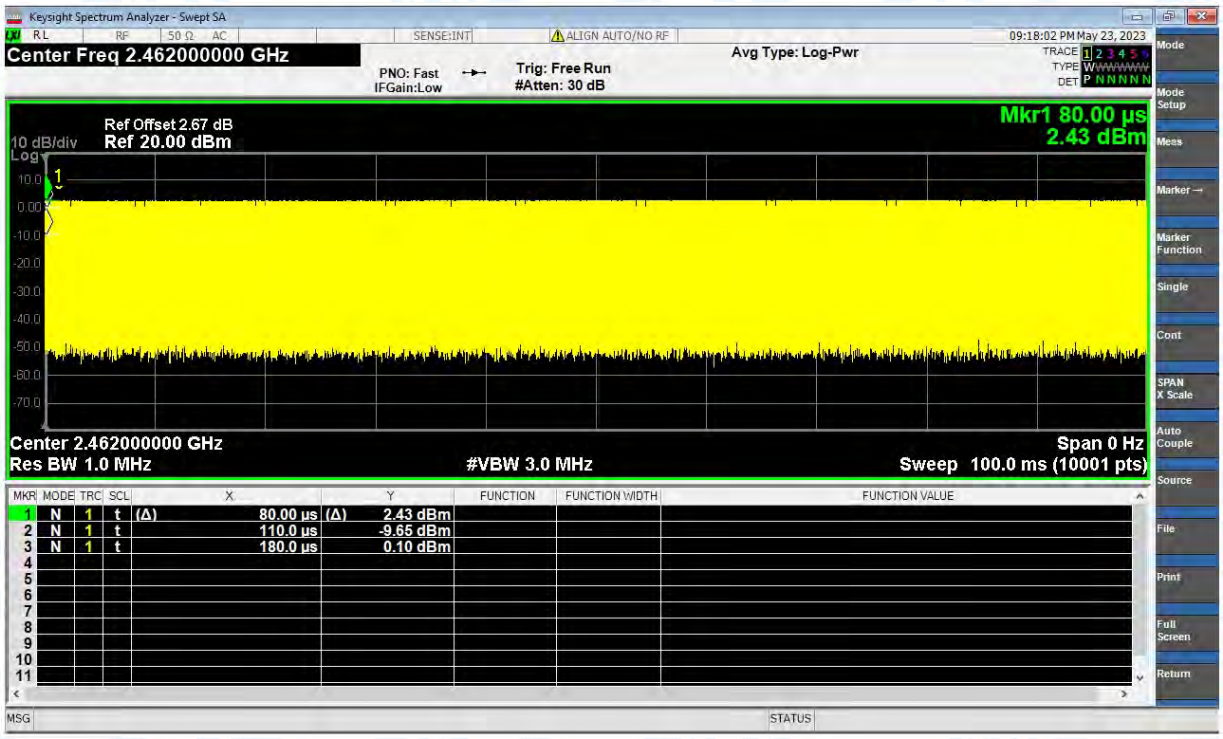

Duty Cycle NVNT n(HT20) 2412MHz Ant1

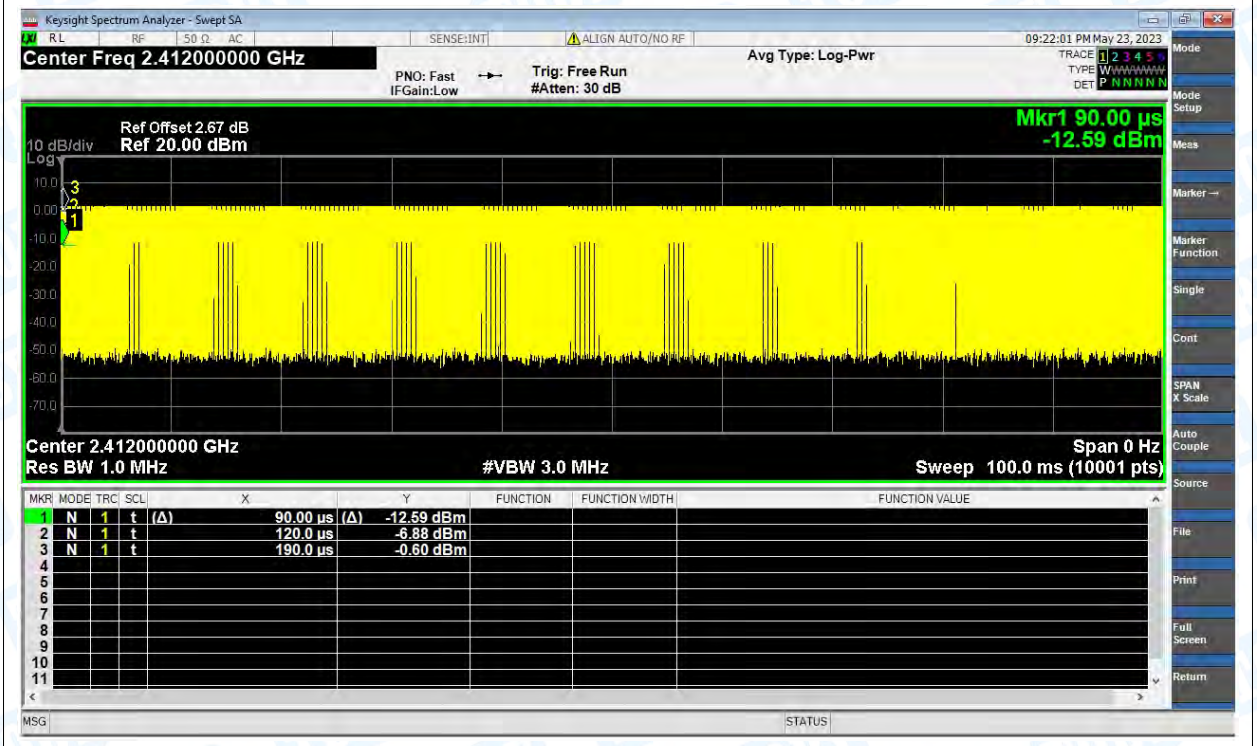


Duty Cycle NVNT n(HT20) 2437MHz Ant1

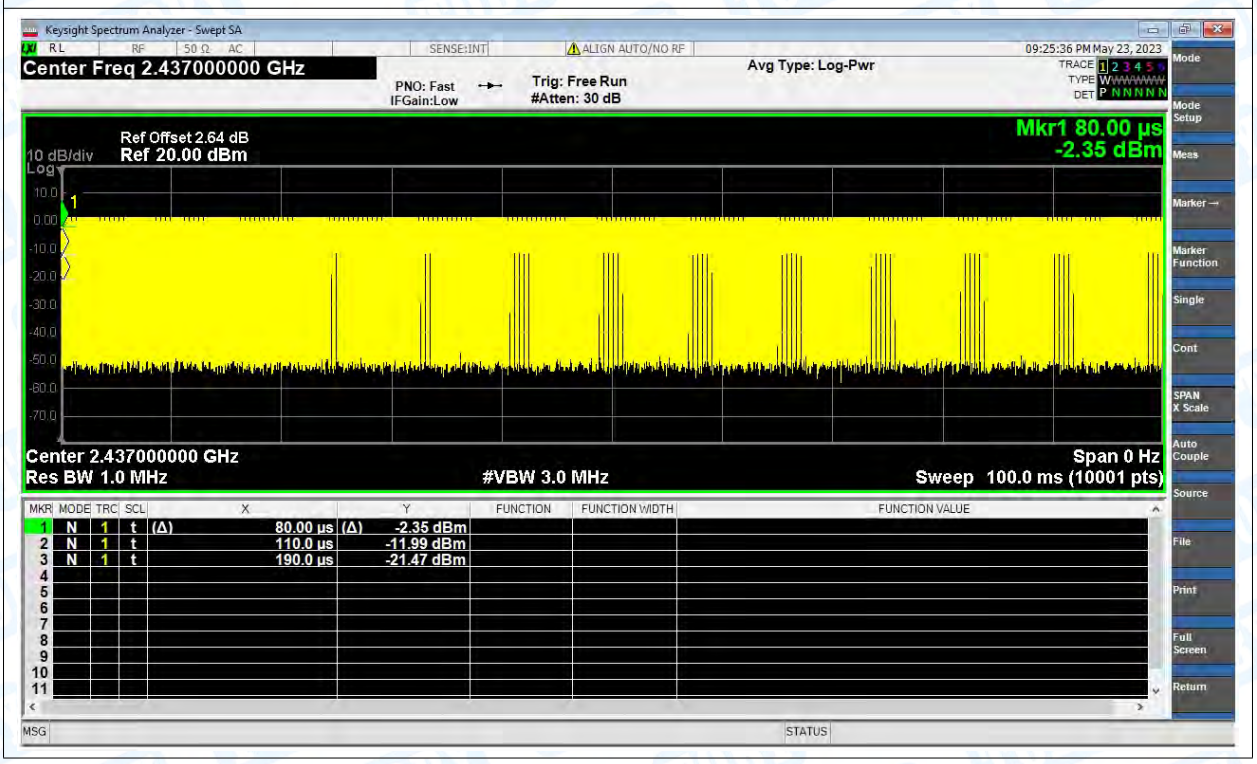

Duty Cycle NVNT n(HT20) 2462MHz Ant1

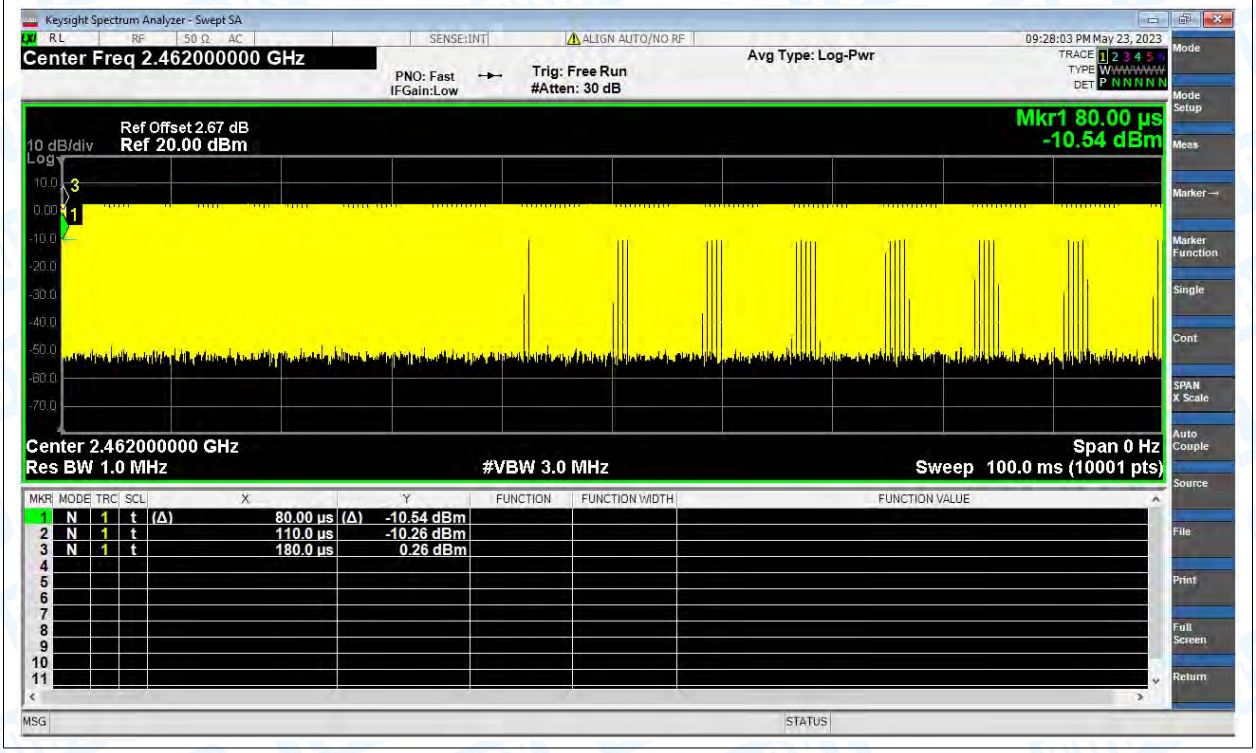

# Maximum Conducted Output Power

| Condition | Mode | Frequency (MHz) | Antenna | Total Power (dBm) | Limit (dBm) | Verdict |
|---|---|---|---|---|---|---|
| NVNT | b | 2412 | Ant1 | 10.011 | 30 | Pass |
| NVNT | b | 2437 | Ant1 | 9.769 | 30 | Pass |
| NVNT | b | 2462 | Ant1 | 10.254 | 30 | Pass |
| NVNT | g | 2412 | Ant1 | 7.135 | 30 | Pass |
| NVNT | g | 2437 | Ant1 | 7.081 | 30 | Pass |
| NVNT | g | 2462 | Ant1 | 8.08 | 30 | Pass |
| NVNT | n(HT20) | 2412 | Ant1 | 7.143 | 30 | Pass |
| NVNT | n(HT20) | 2437 | Ant1 | 6.882 | 30 | Pass |
| NVNT | n(HT20) | 2462 | Ant1 | 8.28 | 30 | Pass |

# -6dB Bandwidth

| Condition | Mode | Frequency (MHz) | Antenna | -6 dB Bandwidth (MHz) | Limit -6 dB Bandwidth (MHz) | Verdict |
|---|---|---|---|---|---|---|
| NVNT | b | 2412 | Ant1 | 10.03 | 0.5 | Pass |
| NVNT | b | 2437 | Ant1 | 10.07 | 0.5 | Pass |
| NVNT | b | 2462 | Ant1 | 10.06 | 0.5 | Pass |
| NVNT | g | 2412 | Ant1 | 16.1 | 0.5 | Pass |
| NVNT | g | 2437 | Ant1 | 16.08 | 0.5 | Pass |
| NVNT | g | 2462 | Ant1 | 16.07 | 0.5 | Pass |
| NVNT | n(HT20) | 2412 | Ant1 | 15.98 | 0.5 | Pass |
| NVNT | n(HT20) | 2437 | Ant1 | 16.2 | 0.5 | Pass |
| NVNT | n(HT20) | 2462 | Ant1 | 16.19 | 0.5 | Pass |

Test Graphs

-6dB Bandwidth NVNT b 2412MHz Ant1

-6dB Bandwidth NVNT b 2437MHz Ant1

-6dB Bandwidth NVNT b 2462MHz Ant1

-6dB Bandwidth NVNT g 2412MHz Ant1

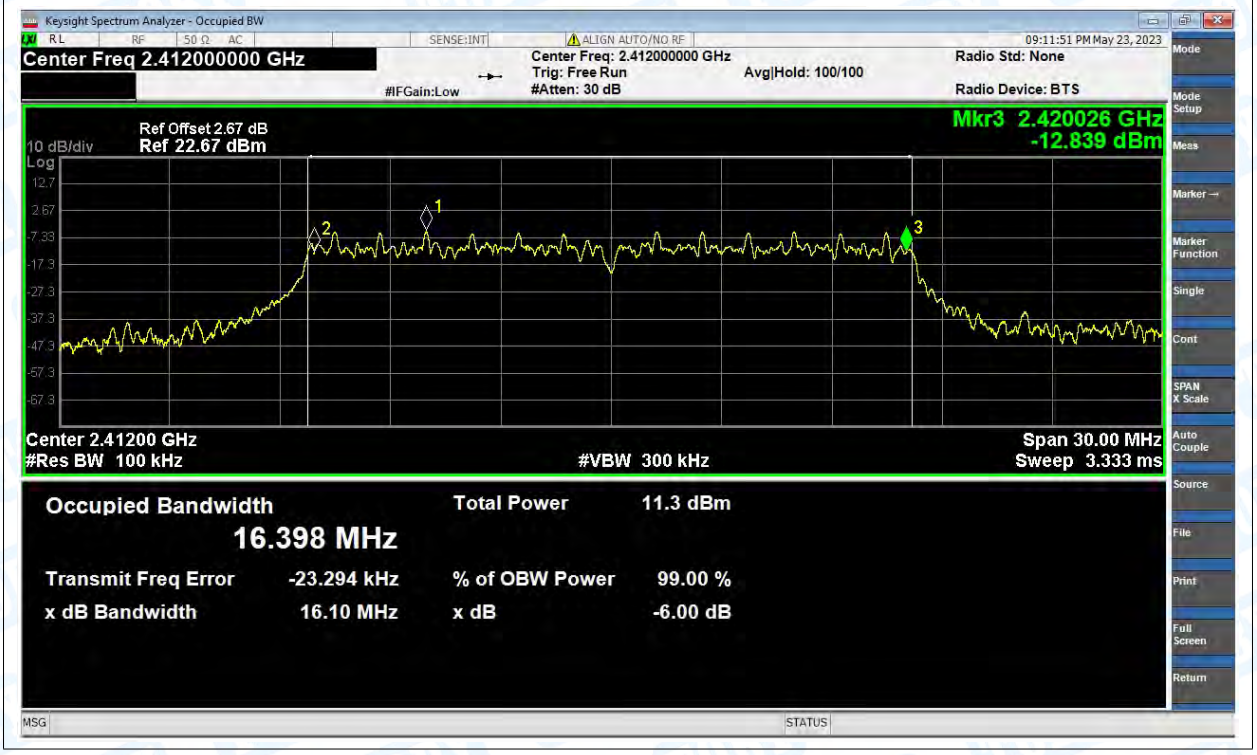

-6dB Bandwidth NVNT g 2437MHz Ant1

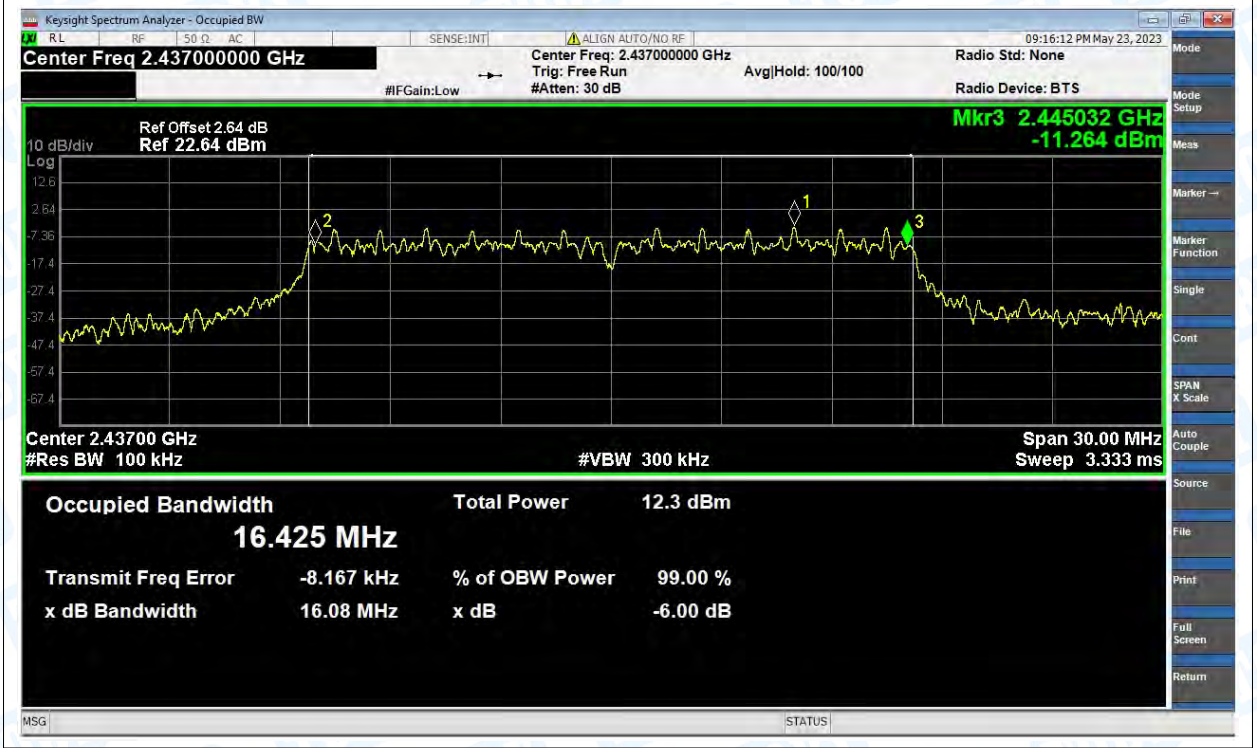


-6dB Bandwidth NVNT g 2462MHz Ant1

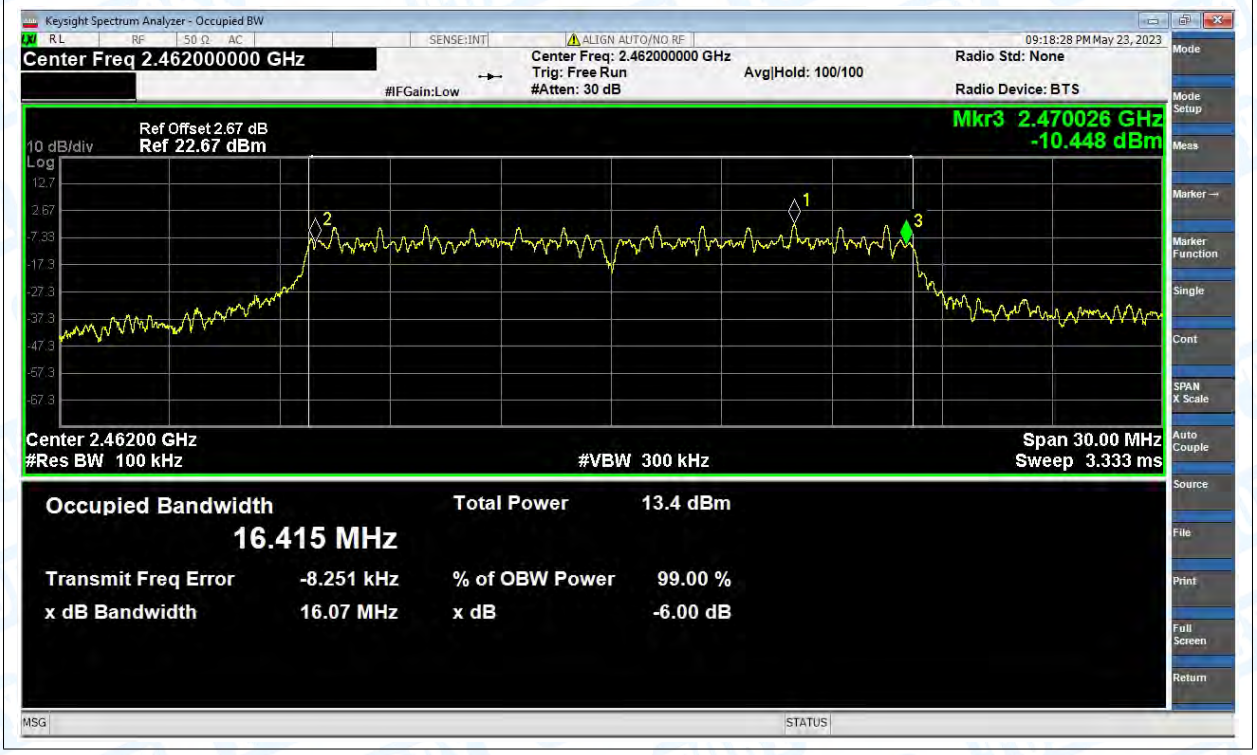

-6dB Bandwidth NVNT n(HT20) 2412MHz Ant1

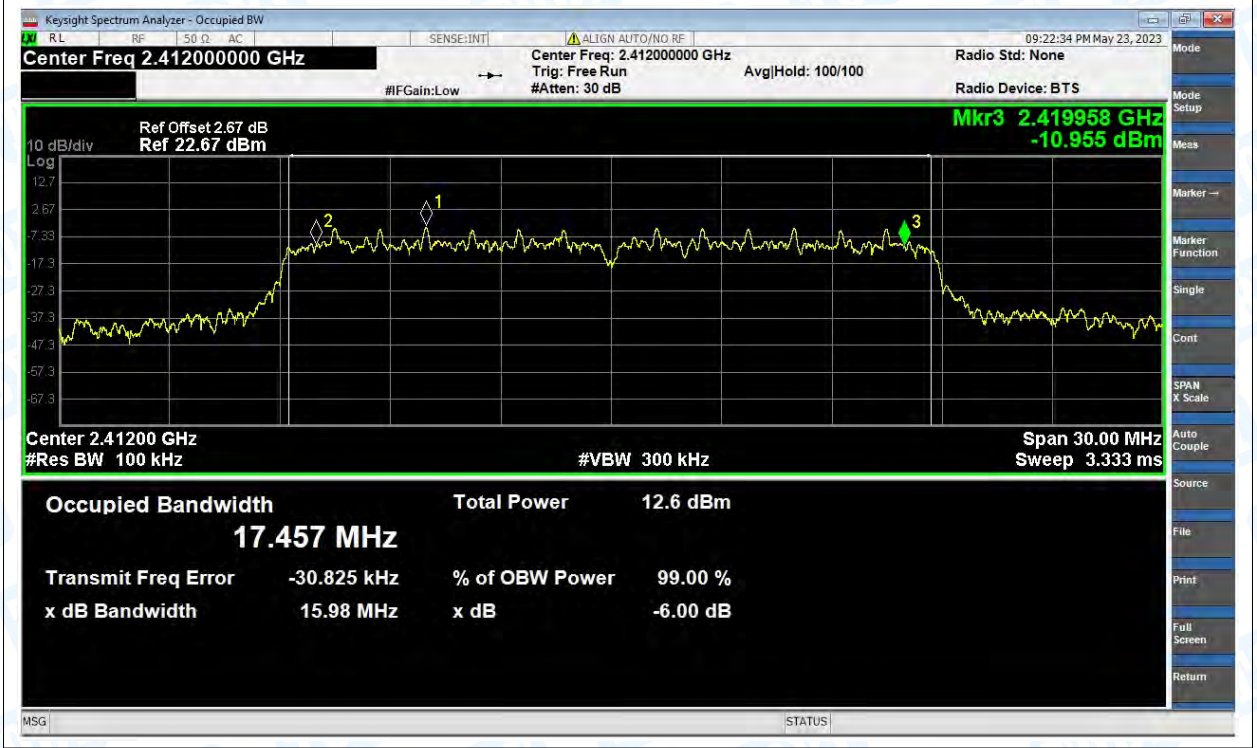


-6dB Bandwidth NVNT n(HT20) 2437MHz Ant1

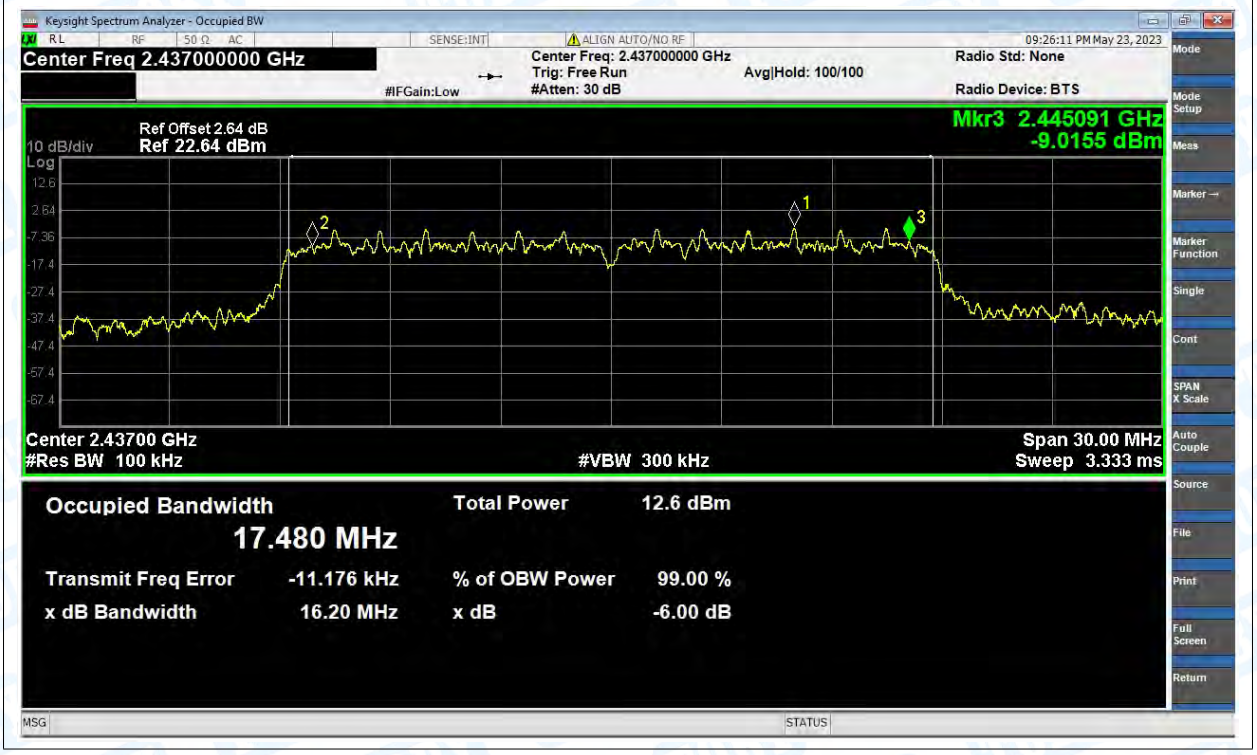

-6dB Bandwidth NVNT n(HT20) 2462MHz Ant1

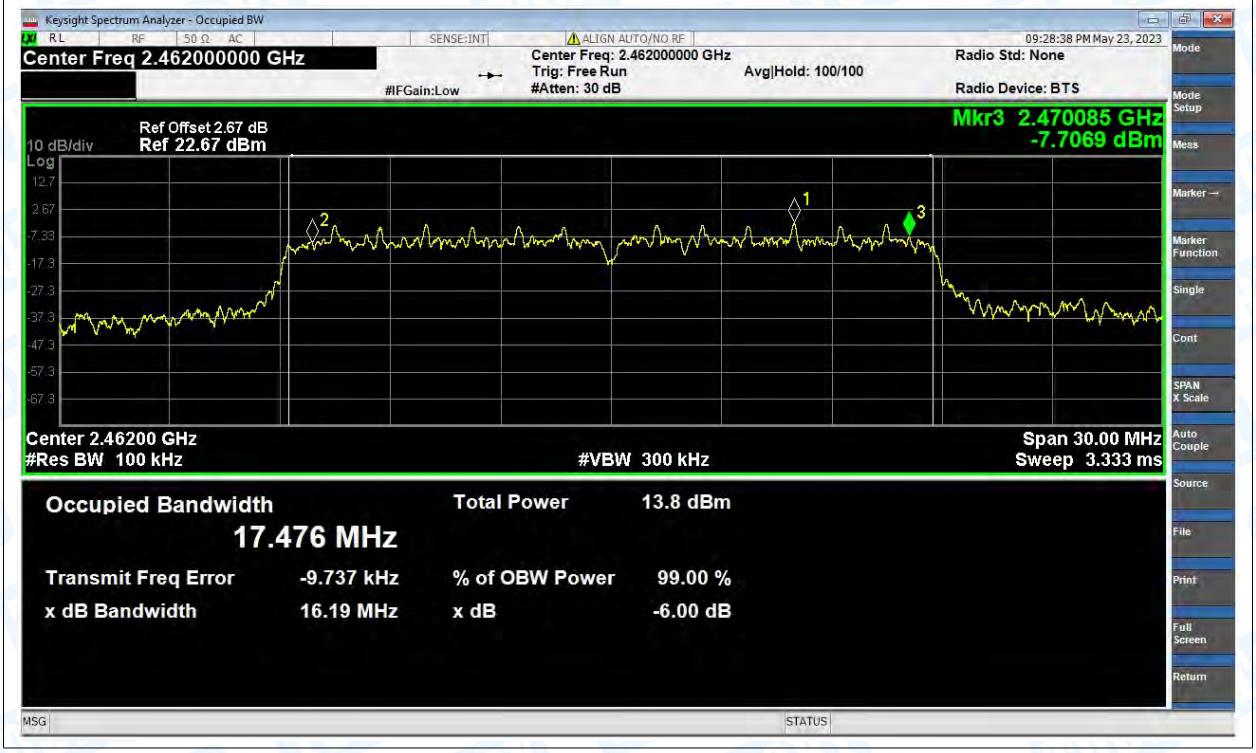

# Occupied Channel Bandwidth

| Condition | Mode | Frequency (MHz) | Antenna | 99% OBW (MHz) |
|---|---|---|---|---|
| NVNT | b | 2412 | Ant1 | 13.051 |
| NVNT | b | 2437 | Ant1 | 13.654 |
| NVNT | b | 2462 | Ant1 | 13.511 |
| NVNT | g | 2412 | Ant1 | 16.49 |
| NVNT | g | 2437 | Ant1 | 16.515 |
| NVNT | g | 2462 | Ant1 | 16.511 |
| NVNT | n(HT20) | 2412 | Ant1 | 17.457 |
| NVNT | n(HT20) | 2437 | Ant1 | 17.503 |
| NVNT | n(HT20) | 2462 | Ant1 | 17.489 |

Test Graphs

OBW NVNT b 2412MHz Ant1

OBW NVNT b 2437MHz Ant1

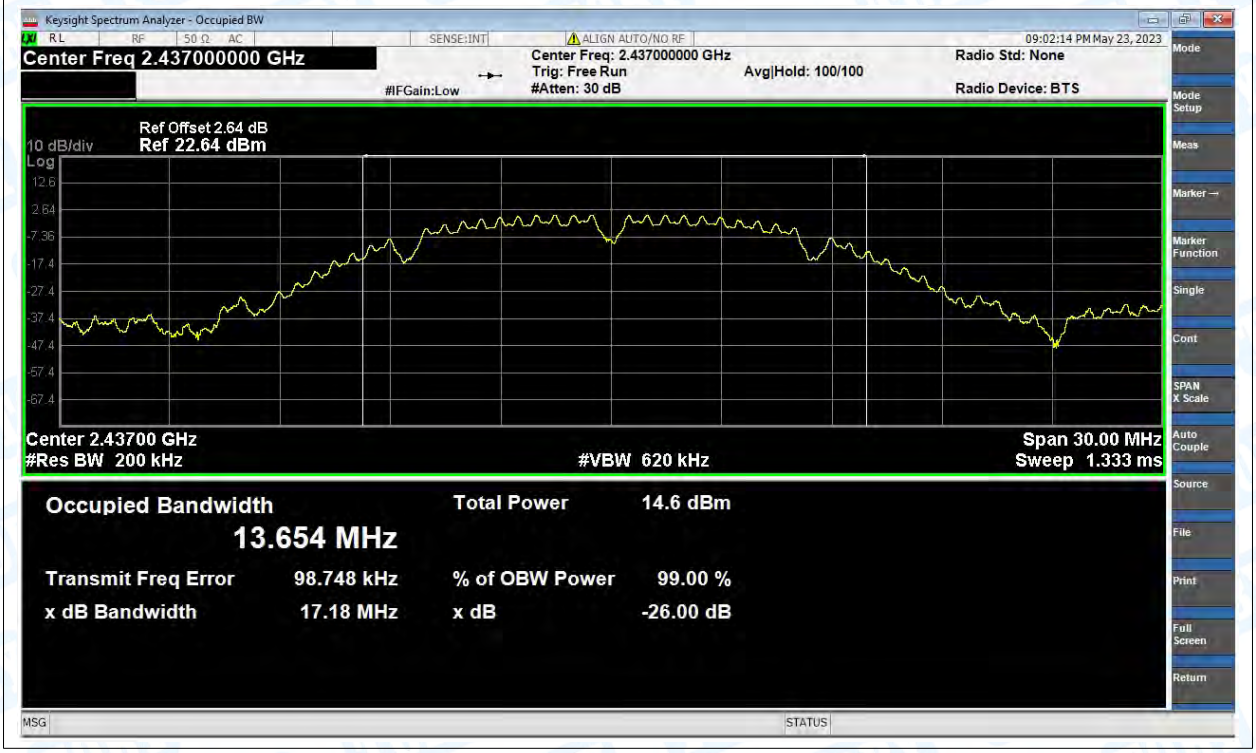

OBW NVNT b 2462MHz Ant1

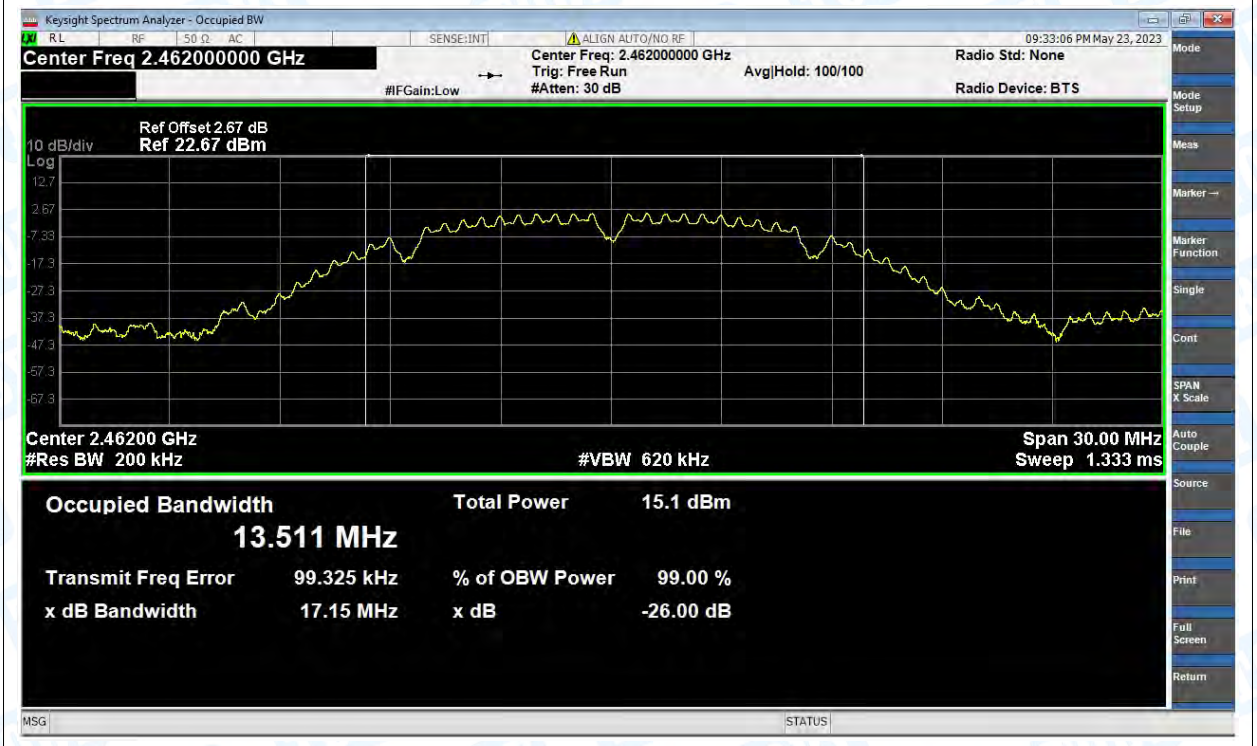


OBW NVNT g 2412MHz Ant1

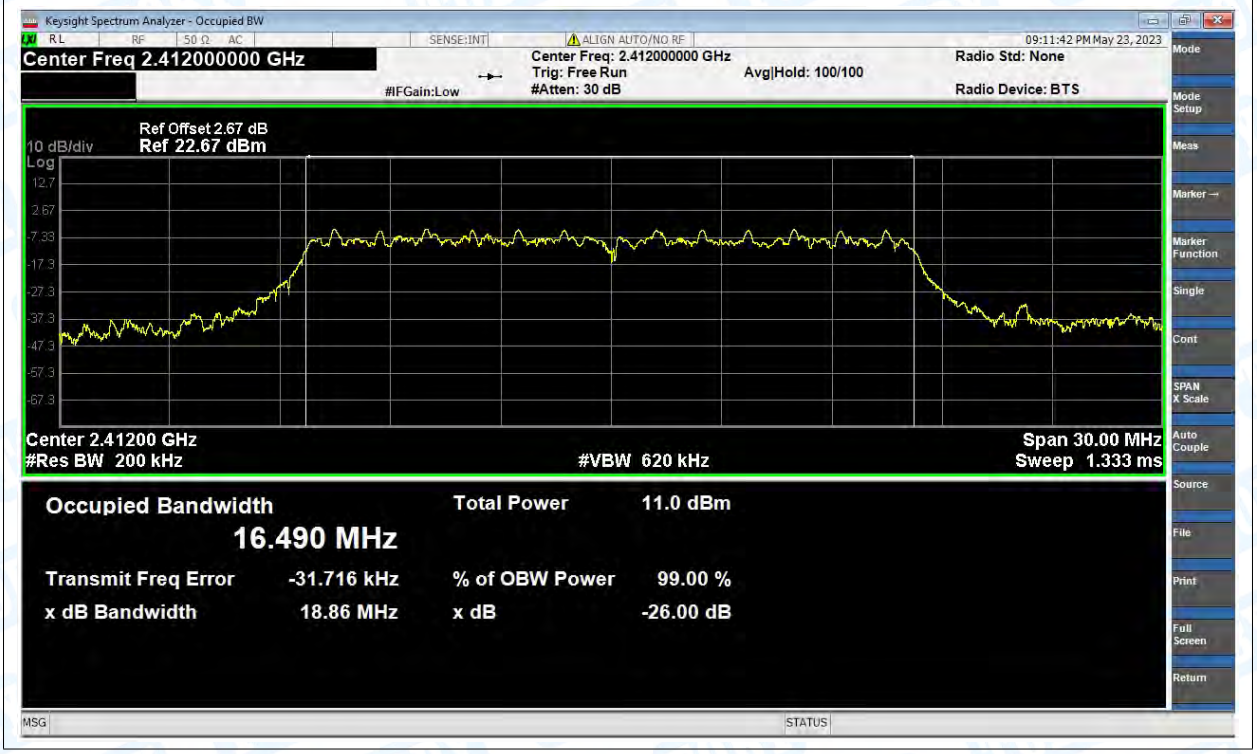

OBW NVNT g 2437MHz Ant1

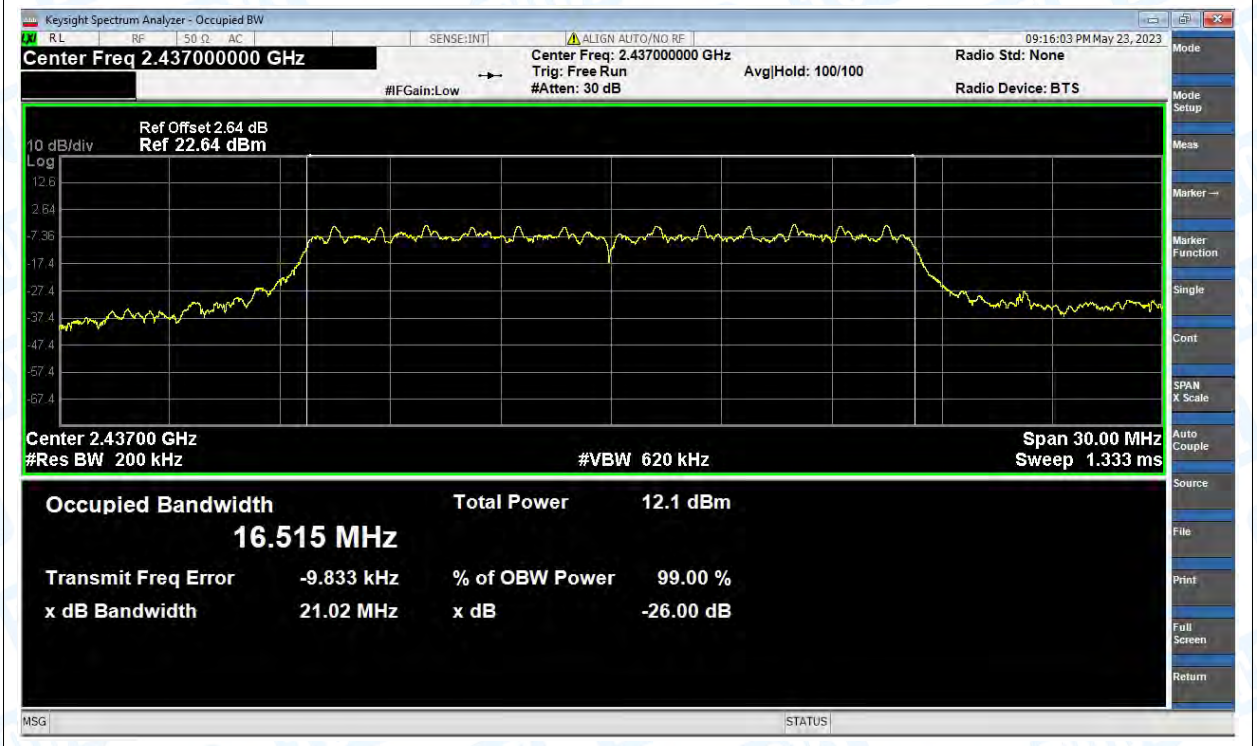


OBW NVNT g 2462MHz Ant1

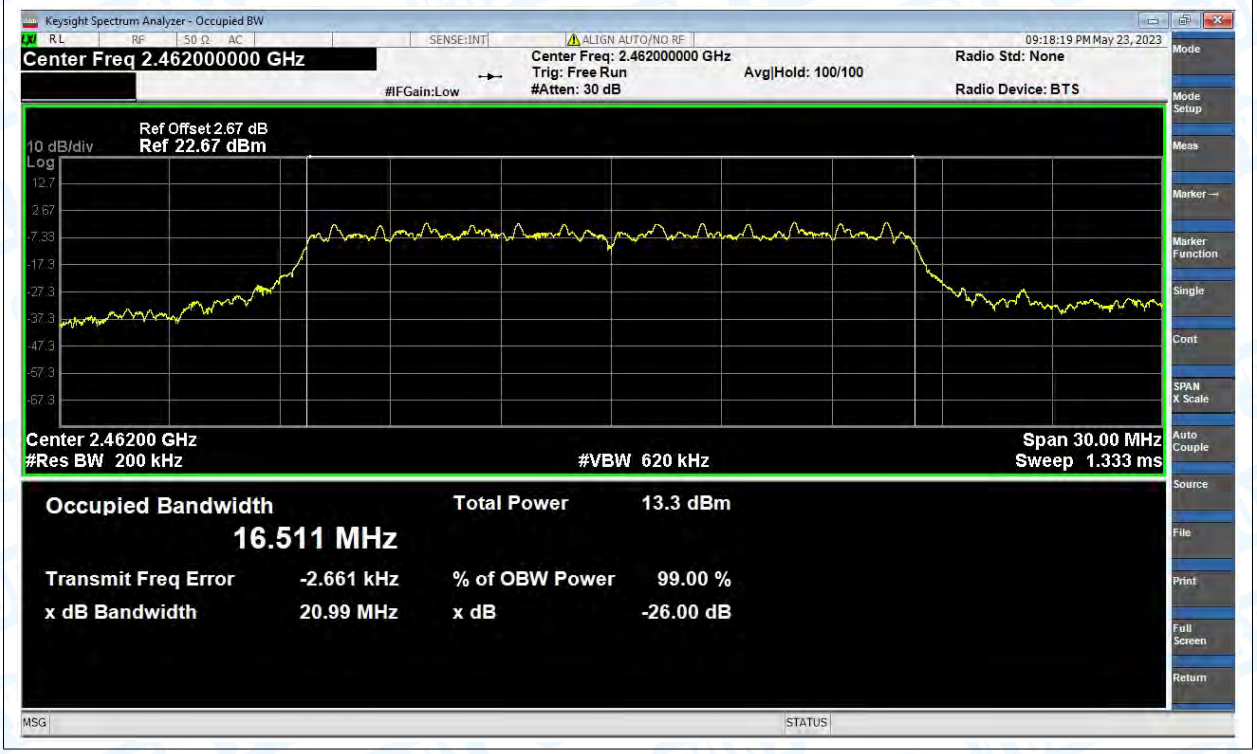

OBW NVNT n(HT20) 2412MHz Ant1

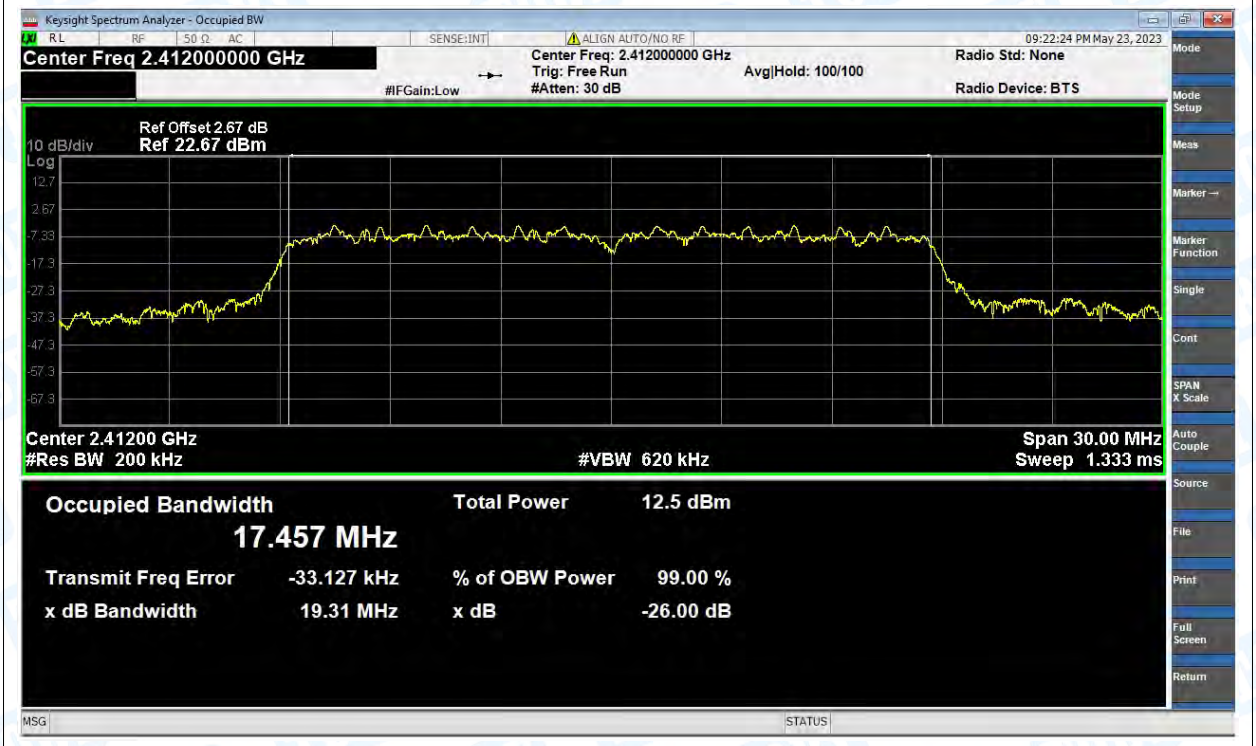


OBW NVNT n(HT20) 2437MHz Ant1

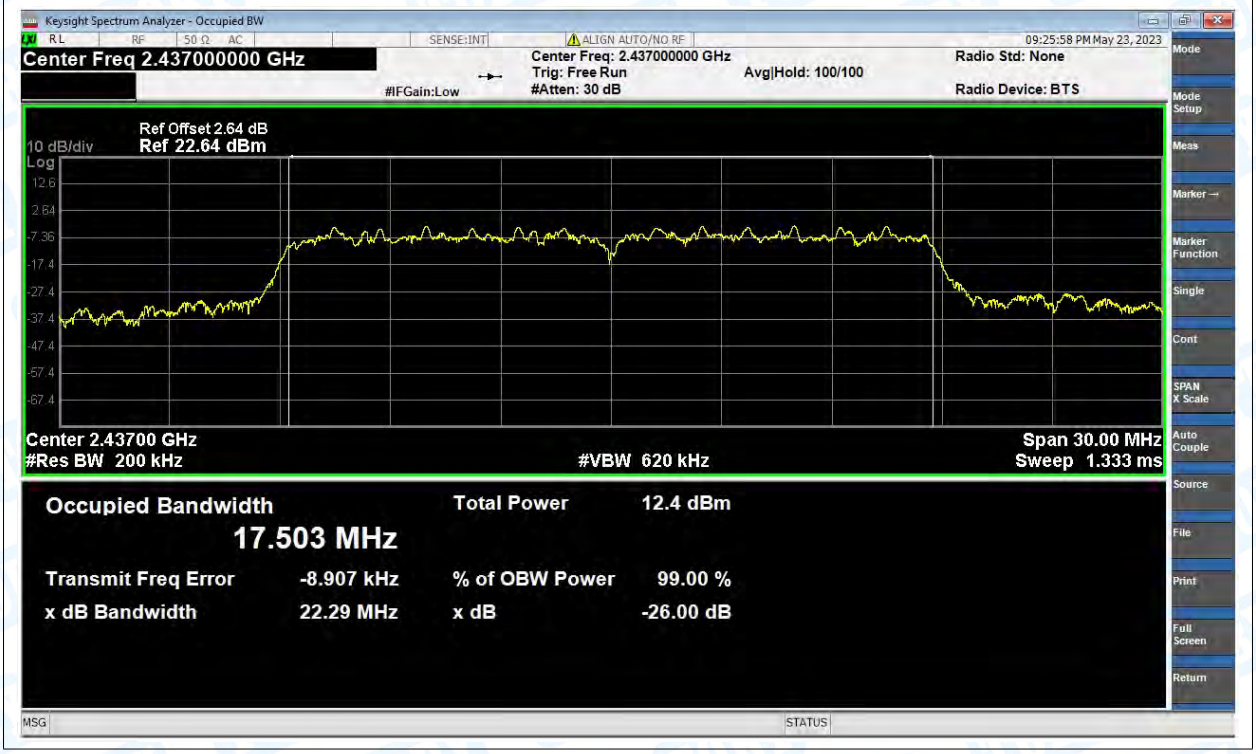

OBW NVNT n(HT20) 2462MHz Ant1

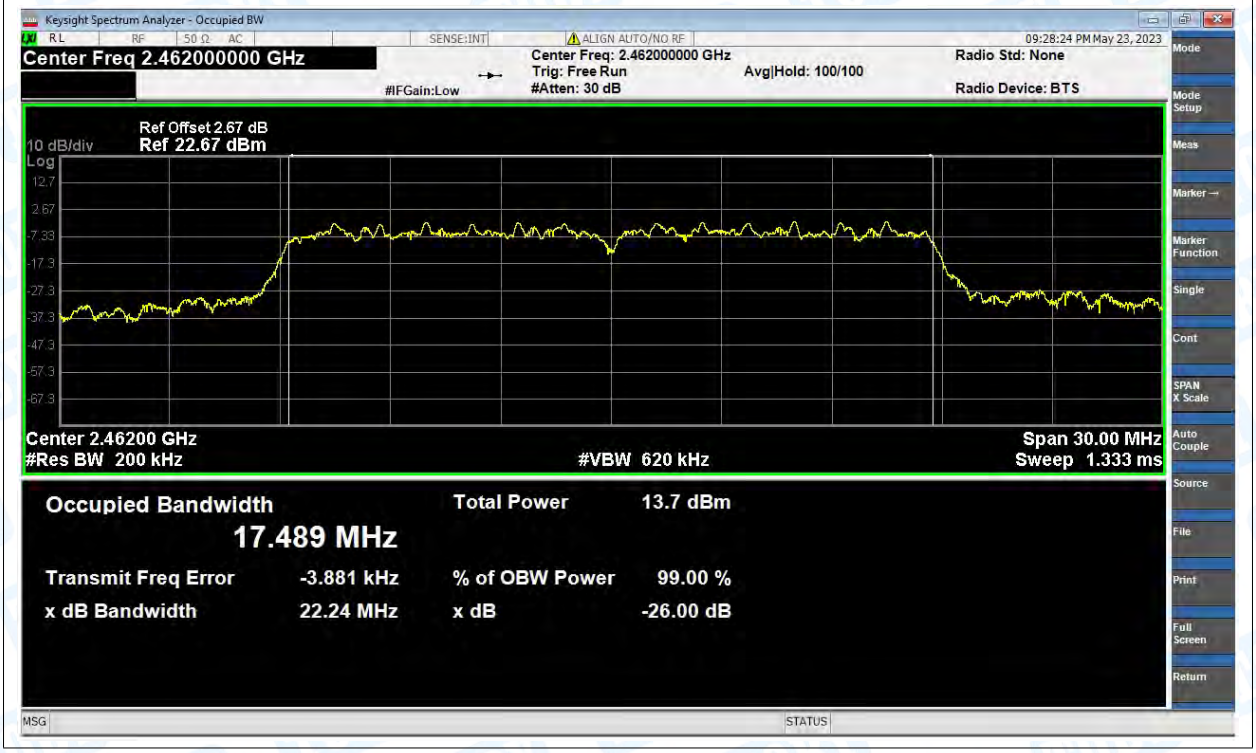

# Maximum Power Spectral Density Level

| Condition | Mode | Frequency (MHz) | Antenna | Max PSD (dBm/3KHz) | Limit (dBm/3KHz) | Verdict |
|---|---|---|---|---|---|---|
| NVNT | b | 2412 | Ant1 | -14.523 | 8 | Pass |
| NVNT | b | 2437 | Ant1 | -14.923 | 8 | Pass |
| NVNT | b | 2462 | Ant1 | -14.721 | 8 | Pass |
| NVNT | g | 2412 | Ant1 | -16.485 | 8 | Pass |
| NVNT | g | 2437 | Ant1 | -16.223 | 8 | Pass |
| NVNT | g | 2462 | Ant1 | -14.724 | 8 | Pass |
| NVNT | n(HT20) | 2412 | Ant1 | -16.189 | 8 | Pass |
| NVNT | n(HT20) | 2437 | Ant1 | -16.639 | 8 | Pass |
| NVNT | n(HT20) | 2462 | Ant1 | -15.32 | 8 | Pass |

Test Graphs

PSD NVNT b 2412MHz Ant1

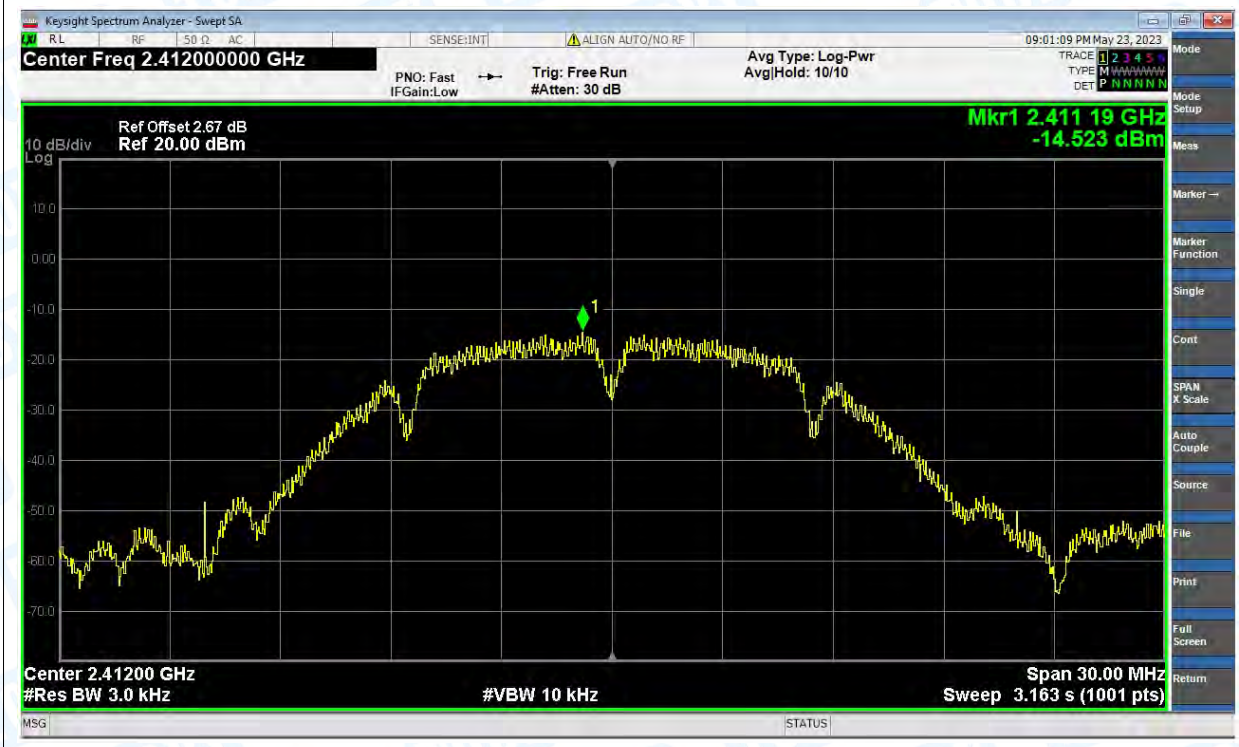


PSD NVNT b 2437MHz Ant1

PSD NVNT b 2462MHz Ant1

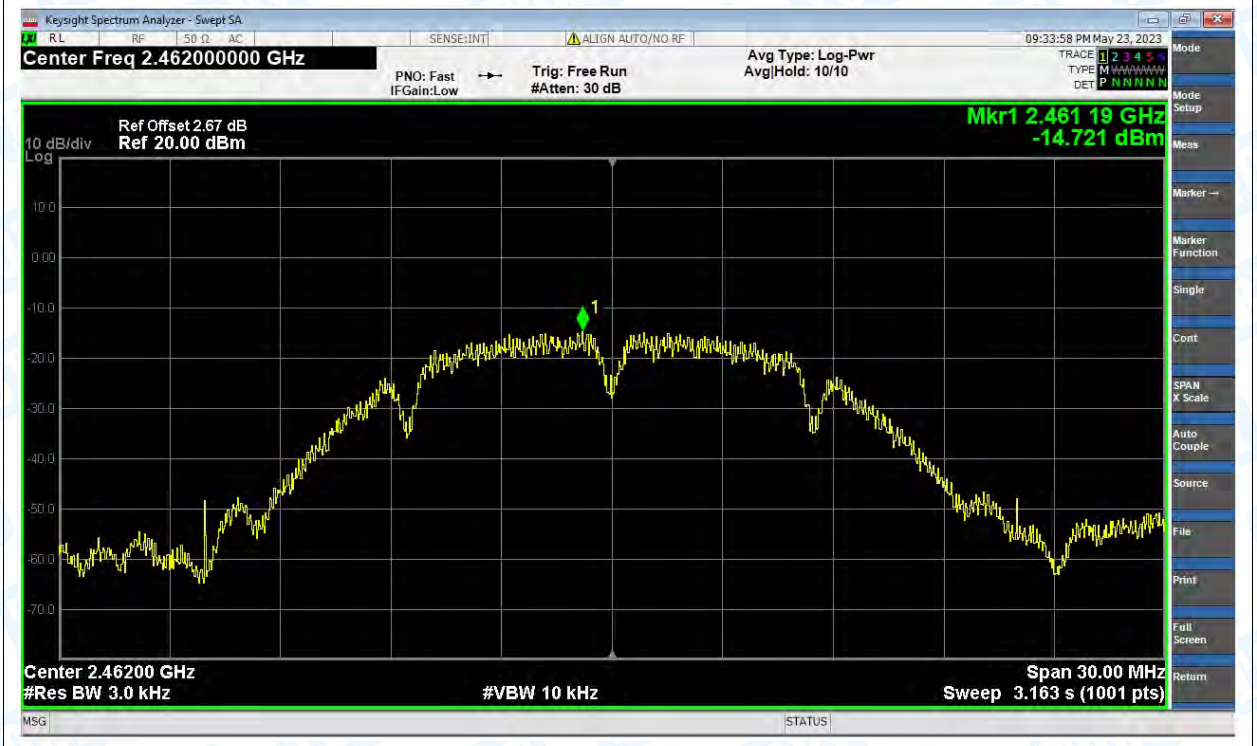


PSD NVNT g 2412MHz Ant1

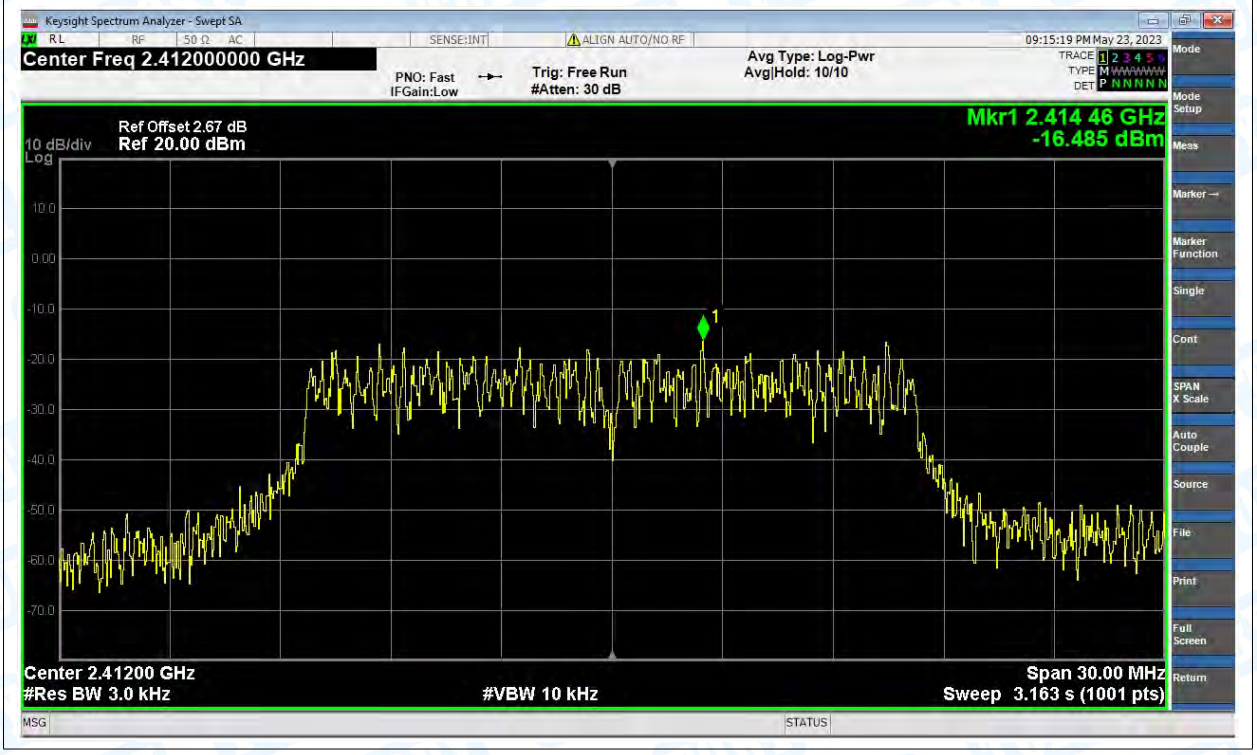

PSD NVNT g 2437MHz Ant1

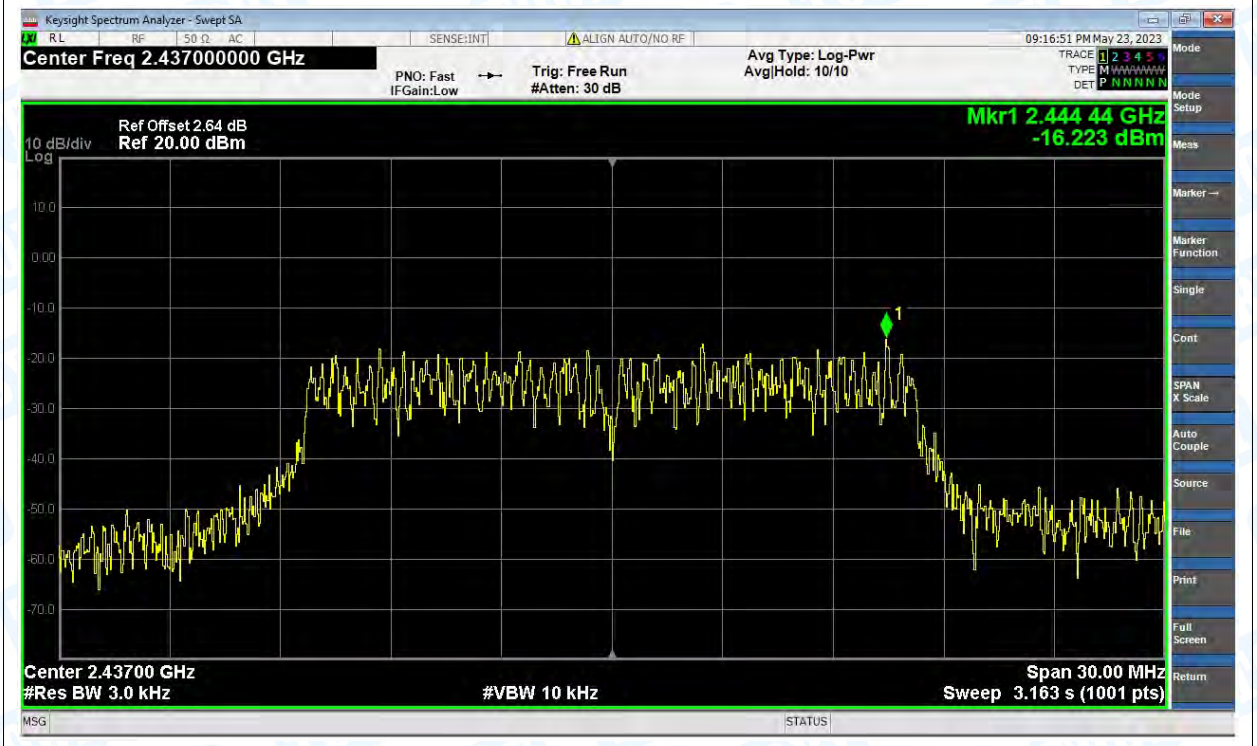


PSD NVNT g 2462MHz Ant1

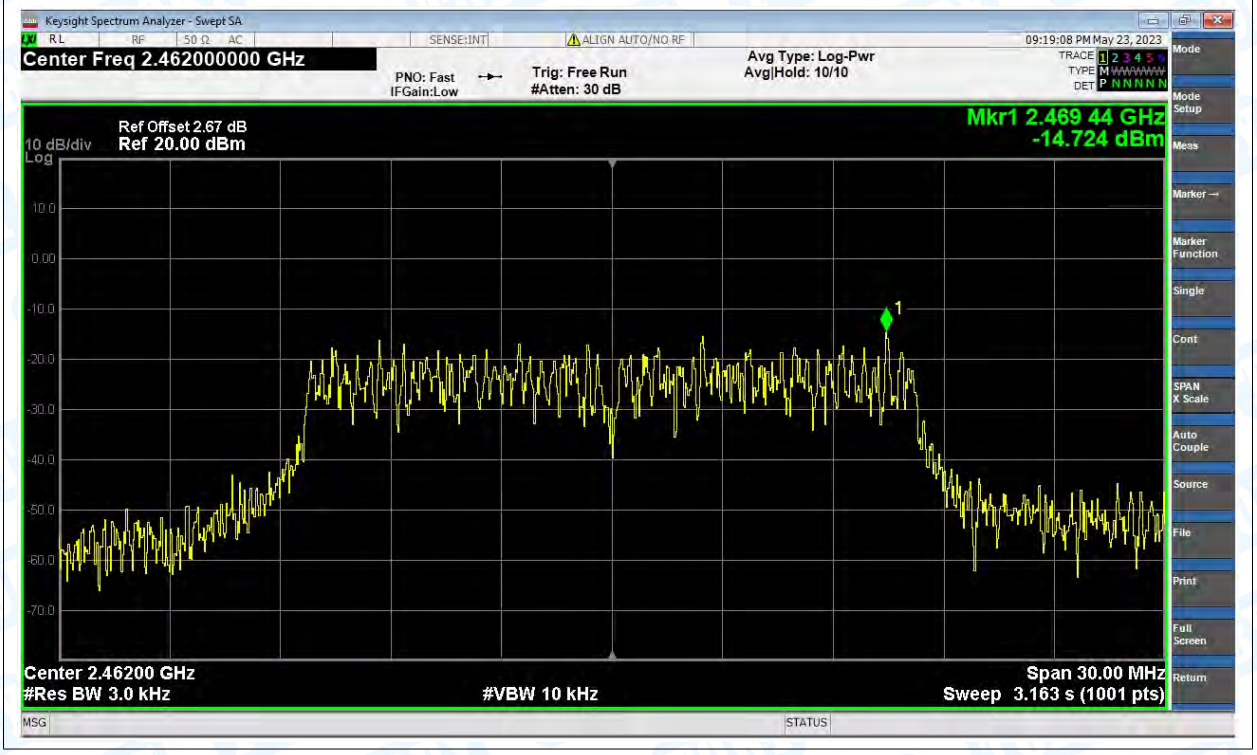

PSD NVNT n(HT20) 2412MHz Ant1

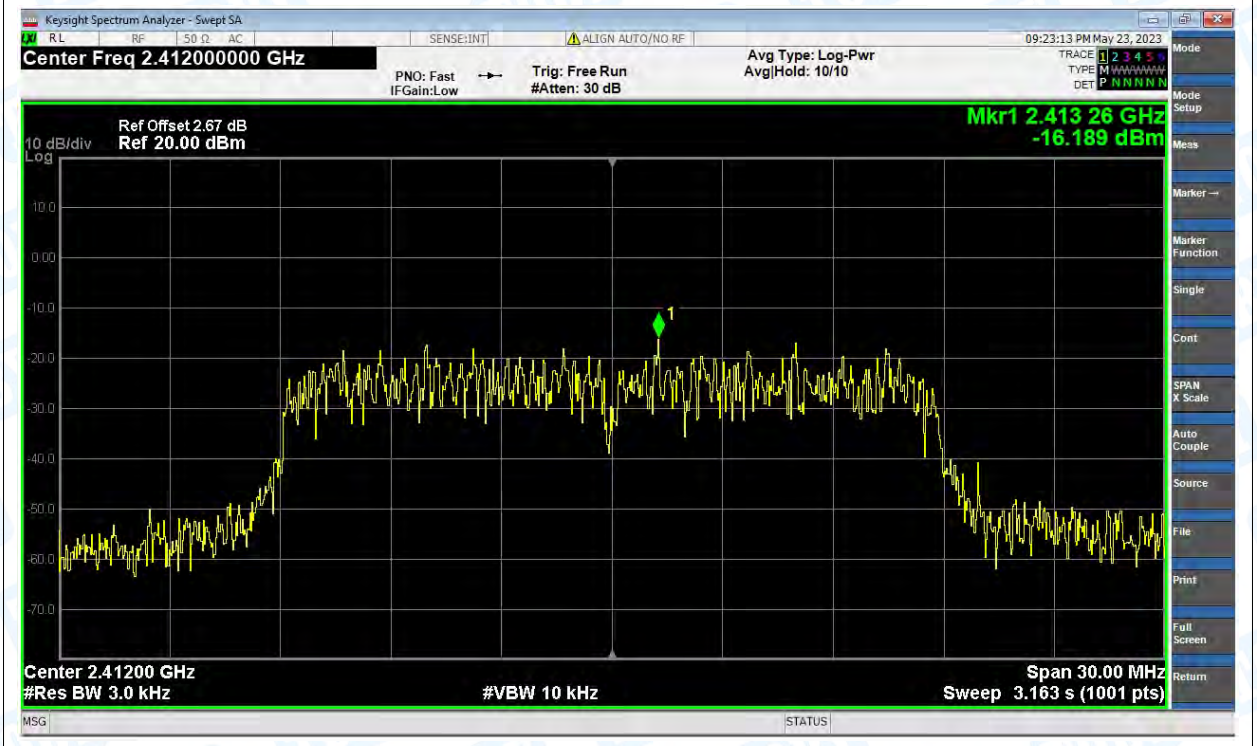


PSD NVNT n(HT20) 2437MHz Ant1

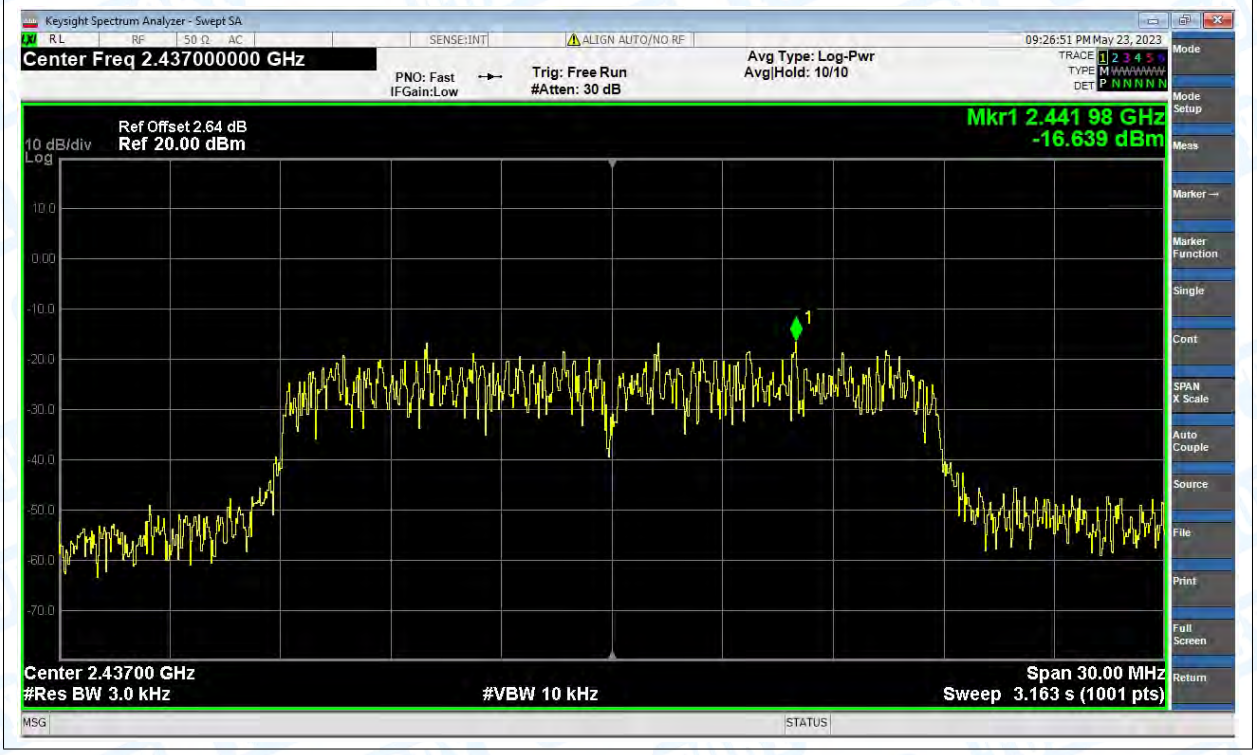

PSD NVNT n(HT20) 2462MHz Ant1

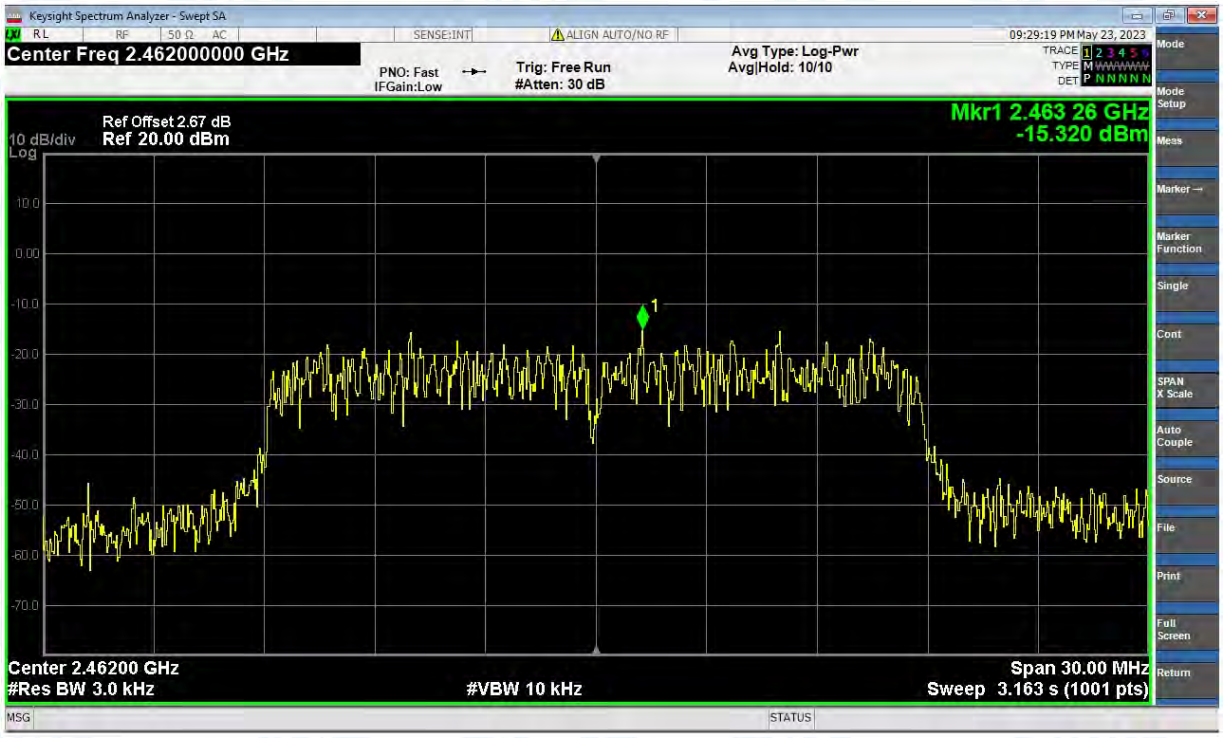

# Band Edge

| Condition | Mode | Frequency (MHz) | Antenna | Max Value (dBc) | Limit (dBc) | Verdict |
|---|---|---|---|---|---|---|
| NVNT | b | 2412 | Ant1 | -51.25 | -20 | Pass |
| NVNT | b | 2462 | Ant1 | -49.61 | -20 | Pass |
| NVNT | g | 2412 | Ant1 | -44.63 | -20 | Pass |
| NVNT | g | 2462 | Ant1 | -41.51 | -20 | Pass |
| NVNT | n(HT20) | 2412 | Ant1 | -44.69 | -20 | Pass |
| NVNT | n(HT20) | 2462 | Ant1 | -38.73 | -20 | Pass |

Test Graphs

Band Edge NVNT b 2412MHz Ant1 Ref

Band Edge NVNT b 2412MHz Ant1 Emission

Band Edge NVNT b 2462MHz Ant1 Ref

Band Edge NVNT b 2462MHz Ant1 Emission

Band Edge NVNT g 2412MHz Ant1 Ref

Band Edge NVNT g 2412MHz Ant1 Emission

Band Edge NVNT g 2462MHz Ant1 Ref

Band Edge NVNT g 2462MHz Ant1 Emission

Band Edge NVNT n(HT20) 2412MHz Ant1 Ref

Band Edge NVNT n(HT20) 2412MHz Ant1 Emission

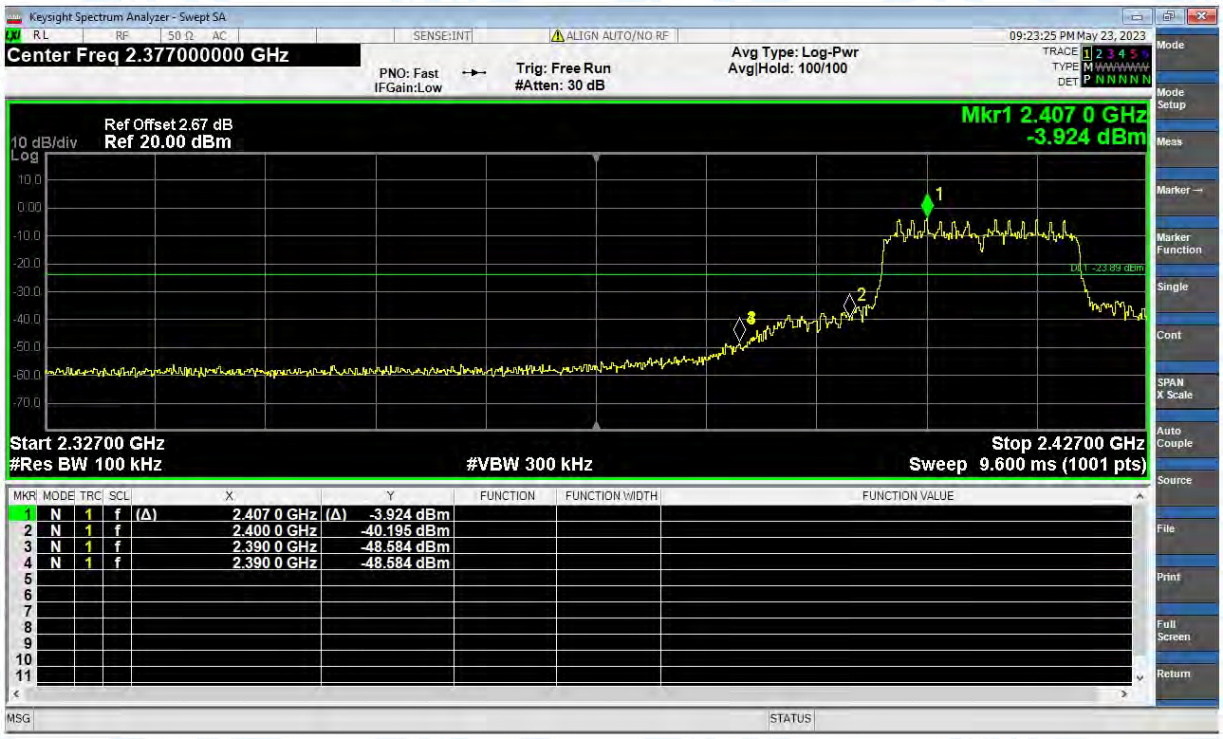

Band Edge NVNT n(HT20) 2462MHz Ant1 Ref

Band Edge NVNT n(HT20) 2462MHz Ant1 Emission

# Conducted RF Spurious Emission

| Condition | Mode | Frequency (MHz) | Antenna | Max Value (dBc) | Limit (dBc) | Verdict |
|---|---|---|---|---|---|---|
| NVNT | b | 2412 | Ant1 | -35.68 | -20 | Pass |
| NVNT | b | 2437 | Ant1 | -37.49 | -20 | Pass |
| NVNT | b | 2462 | Ant1 | -37.73 | -20 | Pass |
| NVNT | g | 2412 | Ant1 | -33.18 | -20 | Pass |
| NVNT | g | 2437 | Ant1 | -34.14 | -20 | Pass |
| NVNT | g | 2462 | Ant1 | -35.42 | -20 | Pass |
| NVNT | n(HT20) | 2412 | Ant1 | -33.17 | -20 | Pass |
| NVNT | n(HT20) | 2437 | Ant1 | -33.88 | -20 | Pass |
| NVNT | n(HT20) | 2462 | Ant1 | -35.28 | -20 | Pass |

Test Graphs

Tx. Spurious NVNT b 2412MHz Ant1 Ref

Tx. Spurious NVNT b 2412MHz Ant1 Emission

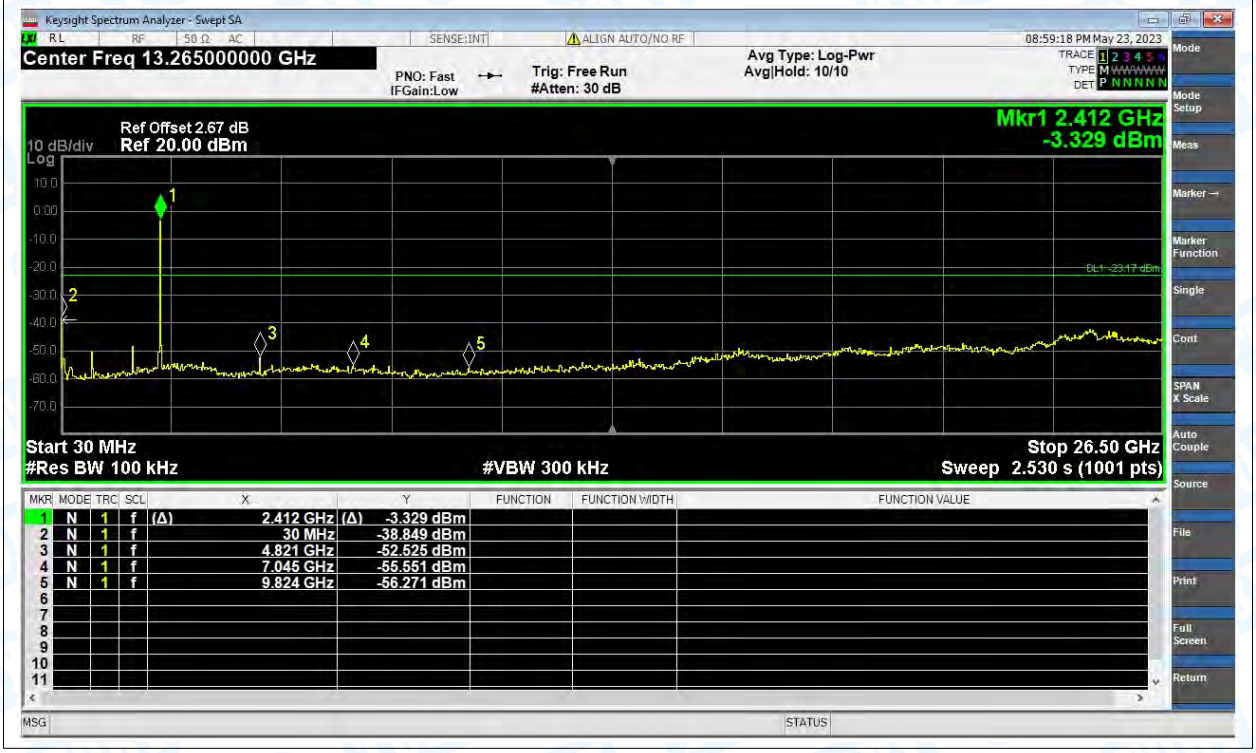

Tx. Spurious NVNT b 2437MHz Ant1 Ref

Tx. Spurious NVNT b 2437MHz Ant1 Emission

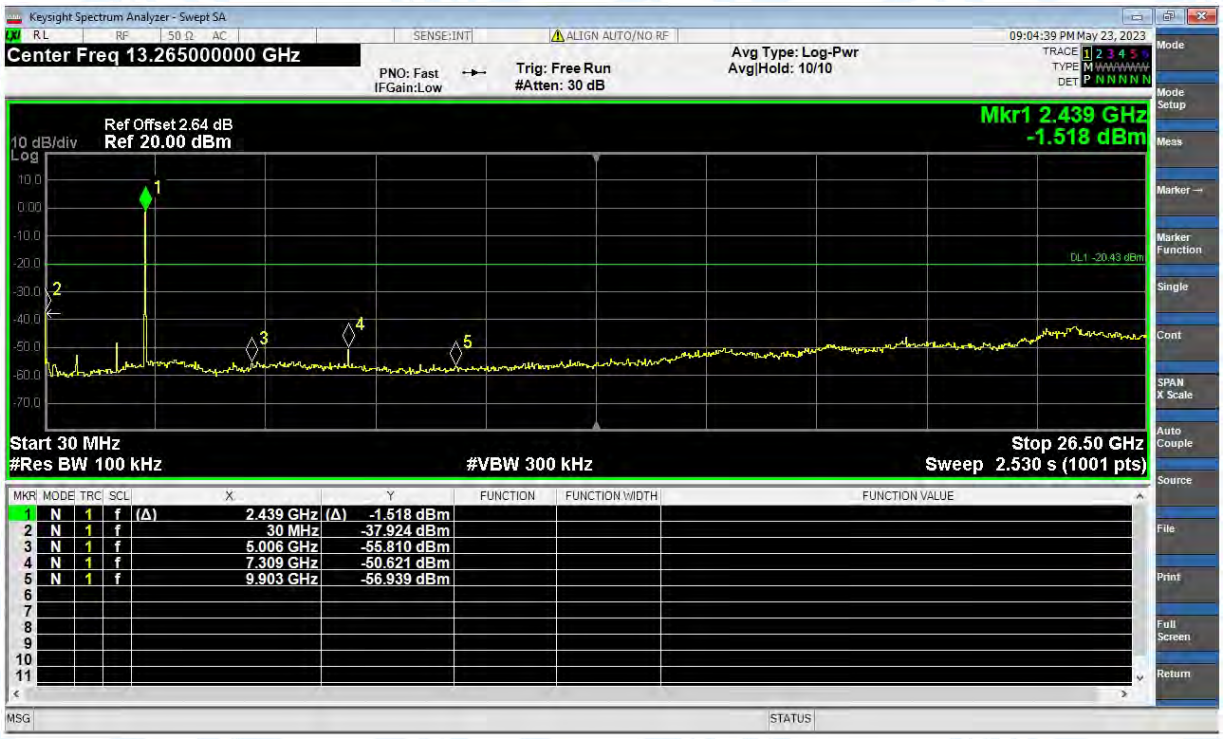

Tx. Spurious NVNT b 2462MHz Ant1 Ref

Tx. Spurious NVNT b 2462MHz Ant1 Emission

Tx. Spurious NVNT g 2412MHz Ant1 Ref

Tx. Spurious NVNT g 2412MHz Ant1 Emission

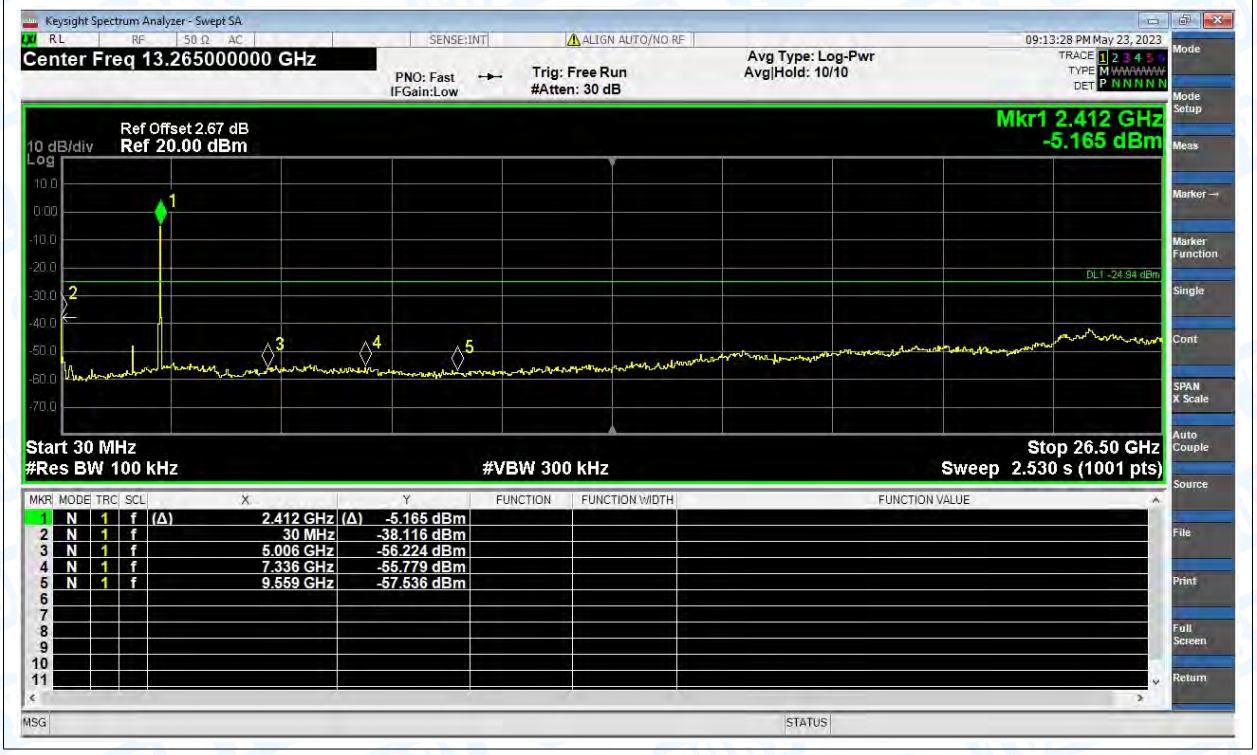

Tx. Spurious NVNT g 2437MHz Ant1 Ref

Tx. Spurious NVNT g 2437MHz Ant1 Emission

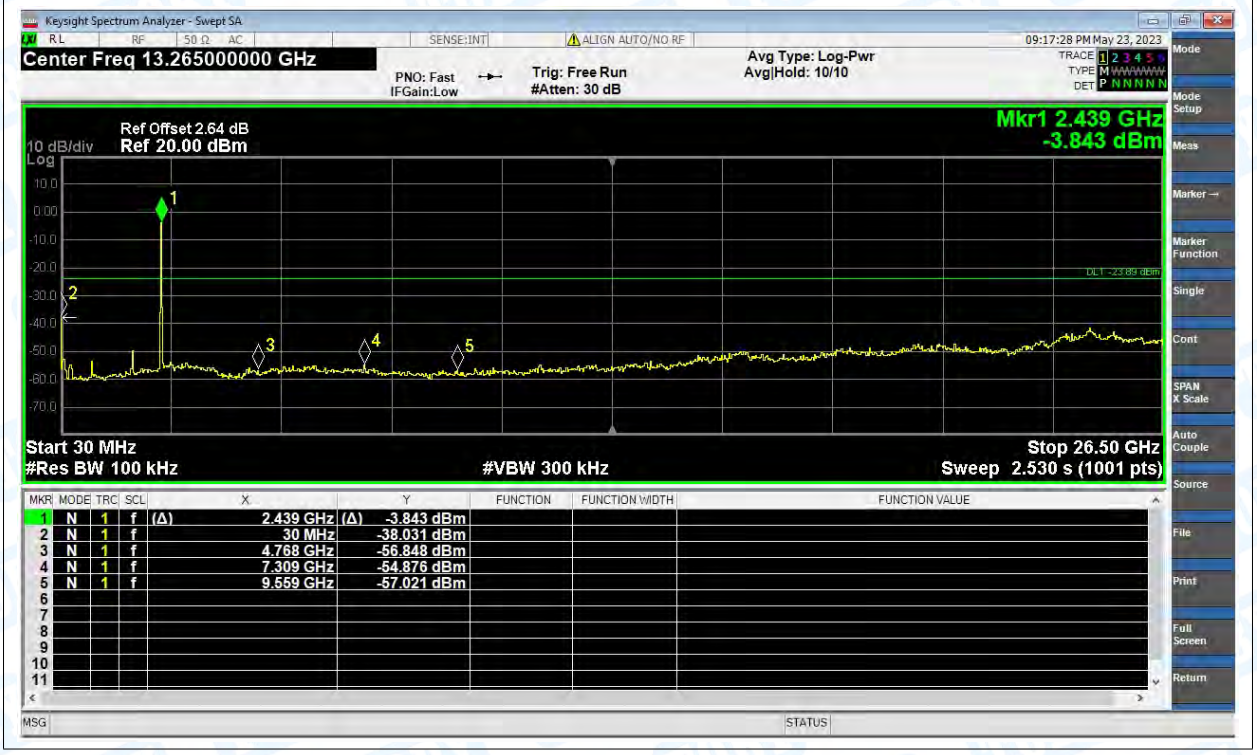

Tx. Spurious NVNT g 2462MHz Ant1 Ref

Tx. Spurious NVNT g 2462MHz Ant1 Emission

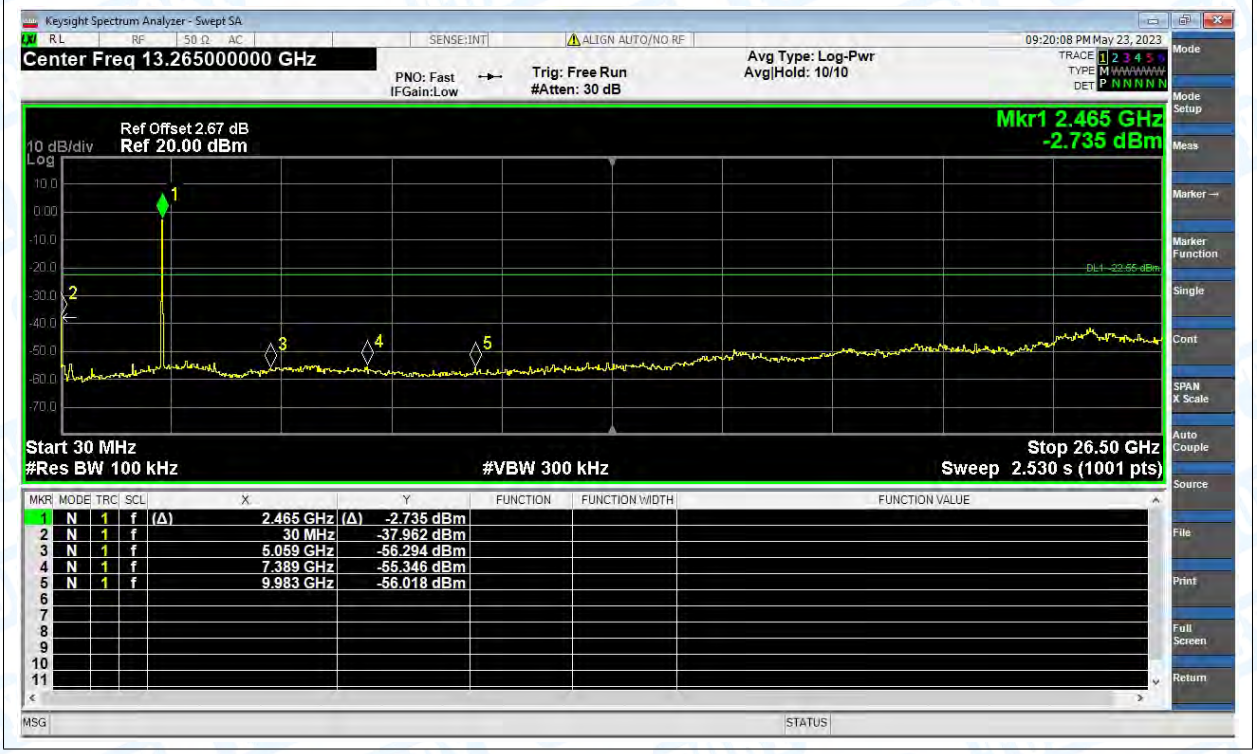

Tx. Spurious NVNT n(HT20) 2412MHz Ant1 Ref

Tx. Spurious NVNT n(HT20) 2412MHz Ant1 Emission

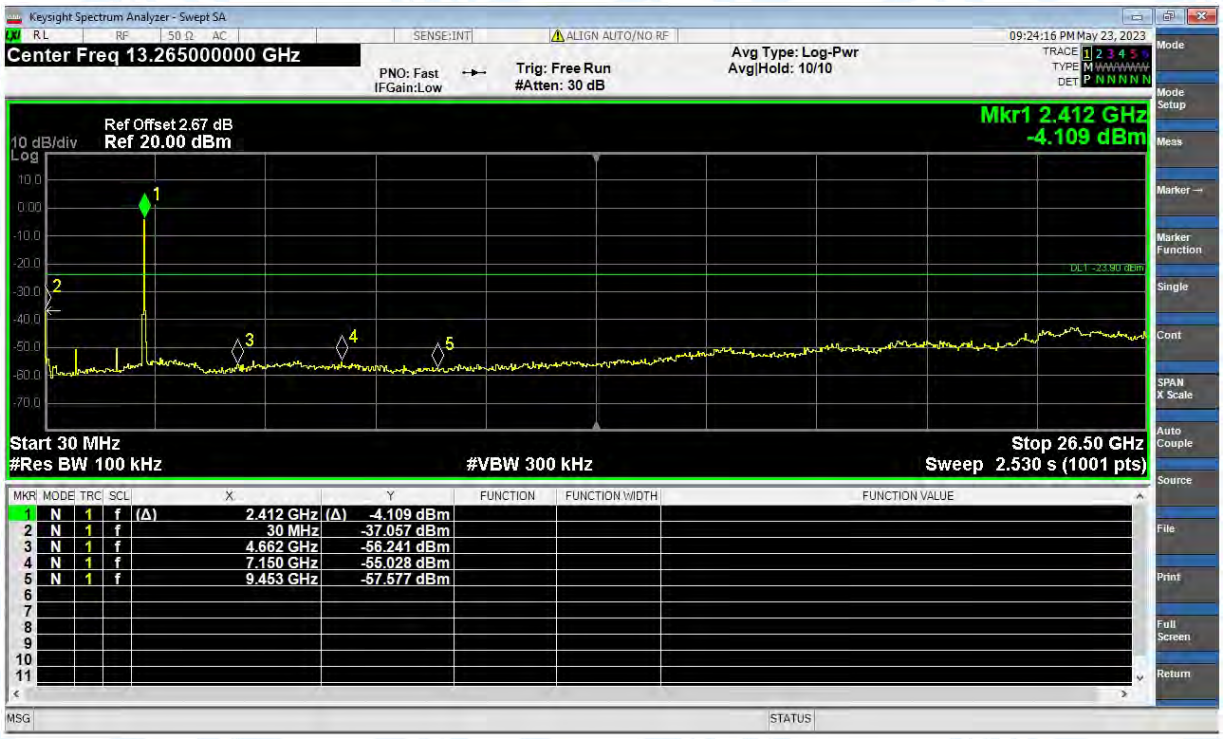

Tx. Spurious NVNT n(HT20) 2437MHz Ant1 Ref

Tx. Spurious NVNT n(HT20) 2437MHz Ant1 Emission

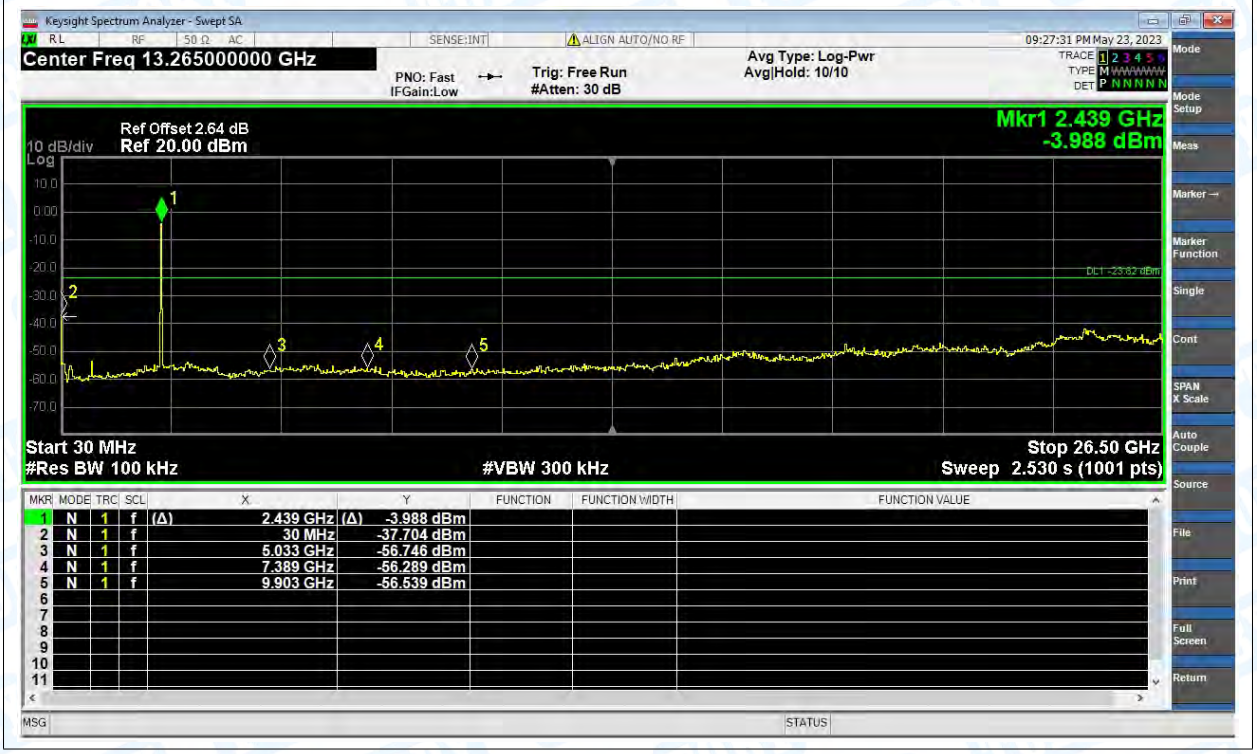

Tx. Spurious NVNT n(HT20) 2462MHz Ant1 Ref

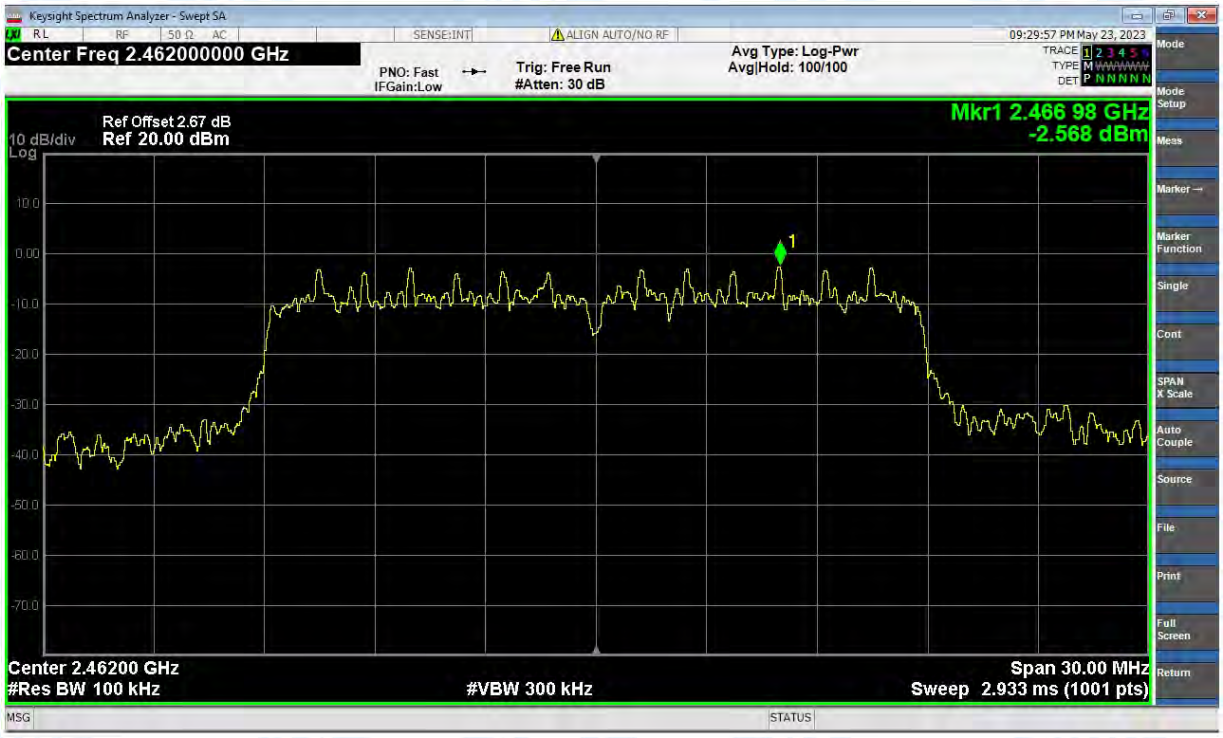


Tx. Spurious NVNT n(HT20) 2462MHz Ant1 Emission

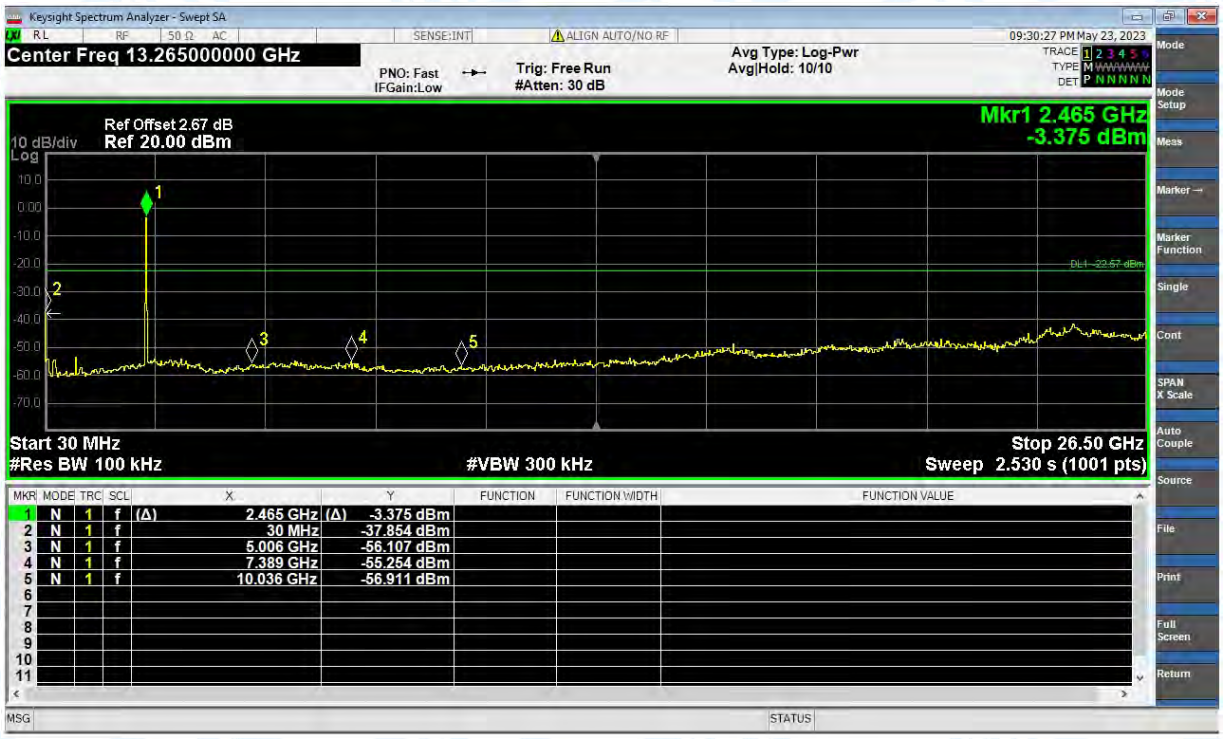

# Restrict Band

| Condition | Mode | Frequency (MHz) | Antenna | Spur Freq (MHz) | Power (dBm) | Gain (dBi) | E (dBuV/m) | Detector | Limit (dBuV/m) | Verdict |
|---|---|---|---|---|---|---|---|---|---|---|
| NVNT | b | 2412 | Ant1 | 2310 | -46.03 | 2.04 | 51.27 | Peak | 74 | Pass |
| NVNT | b | 2412 | Ant1 | 2310 | -56.34 | 2.04 | 40.96 | Average | 54 | Pass |
| NVNT | b | 2412 | Ant1 | 2389.911 | -40.93 | 2.04 | 56.37 | Peak | 74 | Pass |
| NVNT | b | 2412 | Ant1 | 2389.911 | -48.78 | 2.04 | 48.52 | Average | 54 | Pass |
| NVNT | b | 2412 | Ant1 | 2390 | -41.74 | 2.04 | 55.56 | Peak | 74 | Pass |
| NVNT | b | 2412 | Ant1 | 2390 | -48.12 | 2.04 | 49.18 | Average | 54 | Pass |
| NVNT | b | 2462 | Ant1 | 2483.5 | -41.84 | 2.04 | 55.46 | Peak | 74 | Pass |
| NVNT | b | 2462 | Ant1 | 2483.5 | -47.74 | 2.04 | 49.56 | Average | 54 | Pass |
| NVNT | b | 2462 | Ant1 | 2484.895 | -39.06 | 2.04 | 58.24 | Peak | 74 | Pass |
| NVNT | b | 2462 | Ant1 | 2483.517 | -47.74 | 2.04 | 49.56 | Average | 54 | Pass |
| NVNT | b | 2462 | Ant1 | 2500 | -46.48 | 2.04 | 50.82 | Peak | 74 | Pass |
| NVNT | b | 2462 | Ant1 | 2500 | -55.11 | 2.04 | 42.19 | Average | 54 | Pass |
| NVNT | g | 2412 | Ant1 | 2310 | -48.27 | 2.04 | 49.03 | Peak | 74 | Pass |
| NVNT | g | 2412 | Ant1 | 2310 | -54.77 | 2.04 | 42.53 | Average | 54 | Pass |
| NVNT | g | 2412 | Ant1 | 2389.677 | -32.66 | 2.04 | 64.64 | Peak | 74 | Pass |
| NVNT | g | 2412 | Ant1 | 2389.911 | -45.55 | 2.04 | 51.75 | Average | 54 | Pass |
| NVNT | g | 2412 | Ant1 | 2390 | -34.4 | 2.04 | 62.9 | Peak | 74 | Pass |
| NVNT | g | 2412 | Ant1 | 2390 | -45.32 | 2.04 | 51.98 | Average | 54 | Pass |
| NVNT | g | 2462 | Ant1 | 2483.5 | -31.56 | 2.04 | 65.74 | Peak | 74 | Pass |
| NVNT | g | 2462 | Ant1 | 2483.5 | -43.94 | 2.04 | 53.36 | Average | 54 | Pass |
| NVNT | g | 2462 | Ant1 | 2483.57 | -31.06 | 2.04 | 66.24 | Peak | 74 | Pass |
| NVNT | g | 2462 | Ant1 | 2483.941 | -43.47 | 2.04 | 53.83 | Average | 54 | Pass |
| NVNT | g | 2462 | Ant1 | 2500 | -46.49 | 2.04 | 50.81 | Peak | 74 | Pass |
| NVNT | g | 2462 | Ant1 | 2500 | -53.21 | 2.04 | 44.09 | Average | 54 | Pass |
| NVNT | n(HT20) | 2412 | Ant1 | 2310 | -47.67 | 2.04 | 49.63 | Peak | 74 | Pass |
| NVNT | n(HT20) | 2412 | Ant1 | 2310 | -55.13 | 2.04 | 42.17 | Average | 54 | Pass |
| NVNT | n(HT20) | 2412 | Ant1 | 2388.39 | -33.66 | 2.04 | 63.64 | Peak | 74 | Pass |
| NVNT | n(HT20) | 2412 | Ant1 | 2389.911 | -46.4 | 2.04 | 50.9 | Average | 54 | Pass |
| NVNT | n(HT20) | 2412 | Ant1 | 2390 | -35.15 | 2.04 | 62.15 | Peak | 74 | Pass |
| NVNT | n(HT20) | 2412 | Ant1 | 2390 | -45.77 | 2.04 | 51.53 | Average | 54 | Pass |
| NVNT | n(HT20) | 2462 | Ant1 | 2483.5 | -29.48 | 2.04 | 67.82 | Peak | 74 | Pass |
| NVNT | n(HT20) | 2462 | Ant1 | 2483.5 | -45.4 | 2.04 | 51.9 | Average | 54 | Pass |
| NVNT | n(HT20) | 2462 | Ant1 | 2483.888 | -28.84 | 2.04 | 68.46 | Peak | 74 | Pass |
| NVNT | n(HT20) | 2462 | Ant1 | 2483.57 | -44.81 | 2.04 | 52.49 | Average | 54 | Pass |
| NVNT | n(HT20) | 2462 | Ant1 | 2500 | -47.12 | 2.04 | 50.18 | Peak | 74 | Pass |
| NVNT | n(HT20) | 2462 | Ant1 | 2500 | -53.1 | 2.04 | 44.2 | Average | 54 | Pass |

Note: The Duty Cycle Factor and RBW Factor is compensated in the graph.

Test Graphs

Restrict Band NVNT b 2412MHz Ant1 Peak

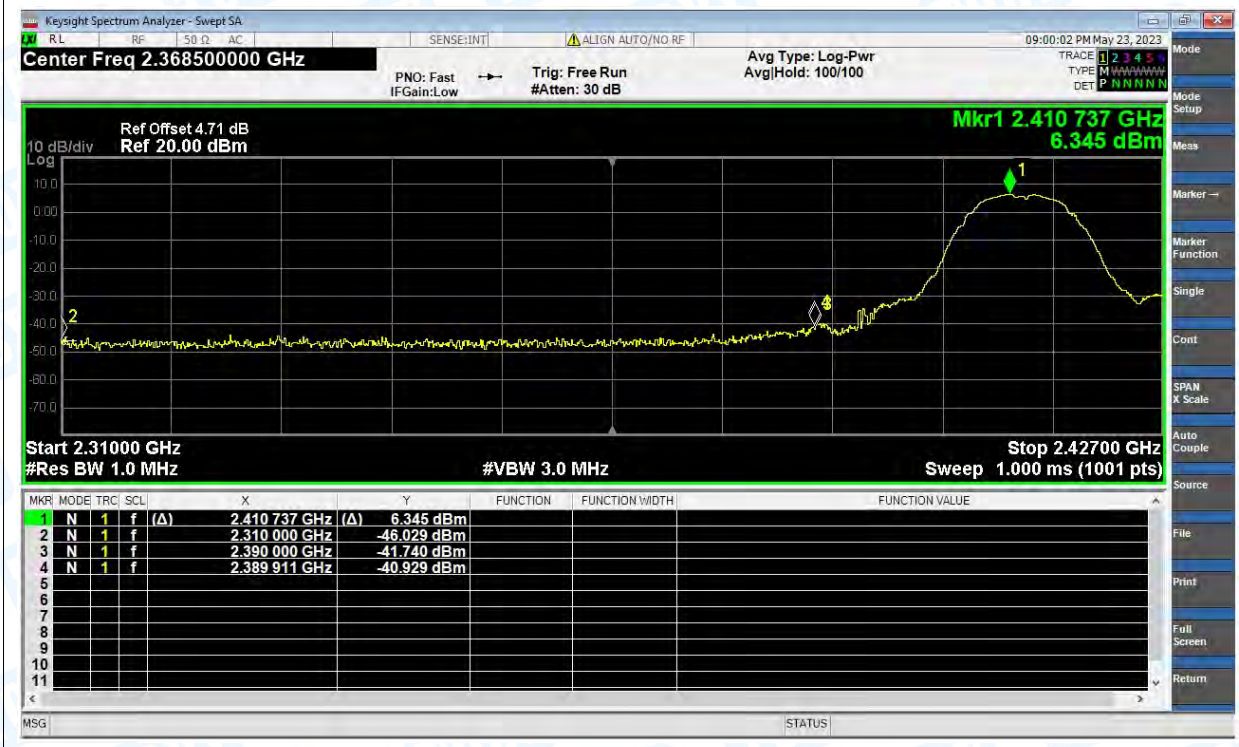


Restrict Band NVNT b 2412MHz Ant1 Average

Restrict Band NVNT b 2462MHz Ant1 Peak

Restrict Band NVNT b 2462MHz Ant1 Average

Restrict Band NVNT g 2412MHz Ant1 Peak

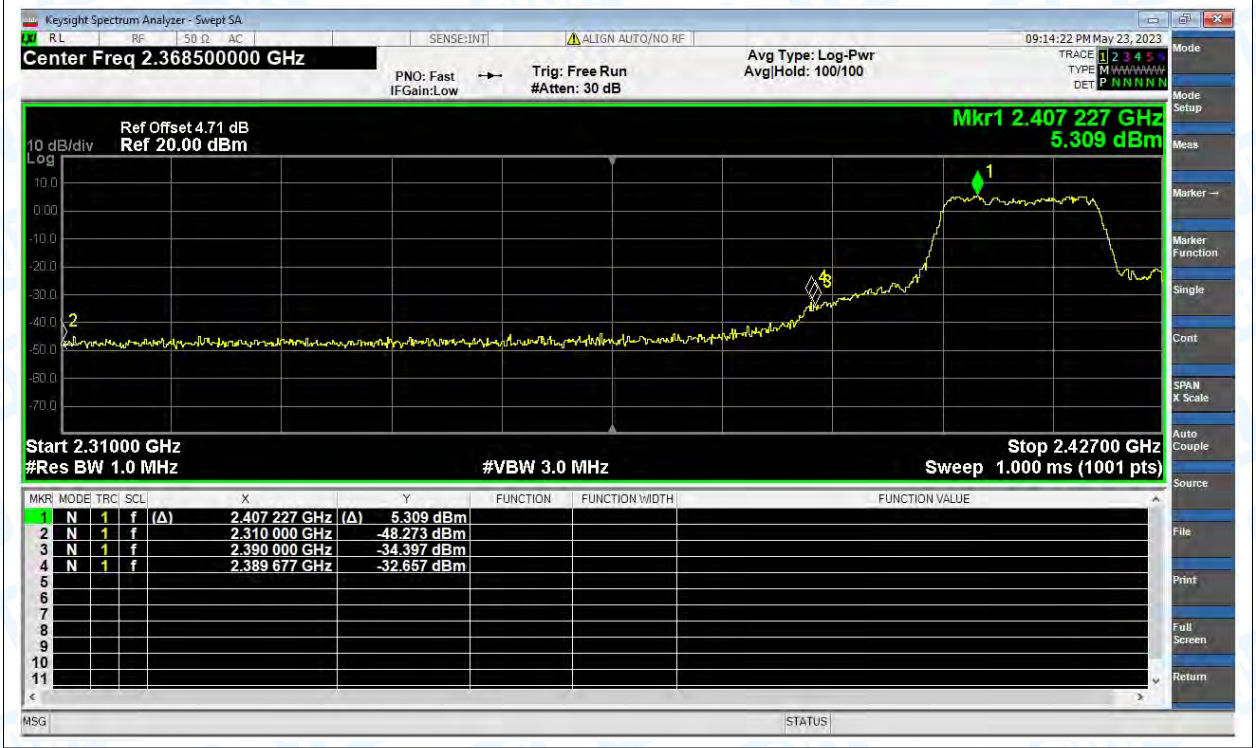


Restrict Band NVNT g 2412MHz Ant1 Average

Restrict Band NVNT g 2462MHz Ant1 Peak

Restrict Band NVNT g 2462MHz Ant1 Average

Restrict Band NVNT n(HT20) 2412MHz Ant1 Peak

Restrict Band NVNT n(HT20) 2412MHz Ant1 Average

Restrict Band NVNT n(HT20) 2462MHz Ant1 Peak

Restrict Band NVNT n(HT20) 2462MHz Ant1 Average

**-----END OF THE REPORT-----**