amazon basics

amazon.com/AmazonBasics

MADE IN CHINA
FABRIQUE EN CHINE
HERGESTELLT IN CHINA
PRODOTTO IN CINA
HECHO EN CHINA
GEMAAKT IN CHINA

amazon basics

AmazonBasics Rechargeable Wireless Keyboard Mouse Combo

Welcome Guide • English

Parts List - Mouse

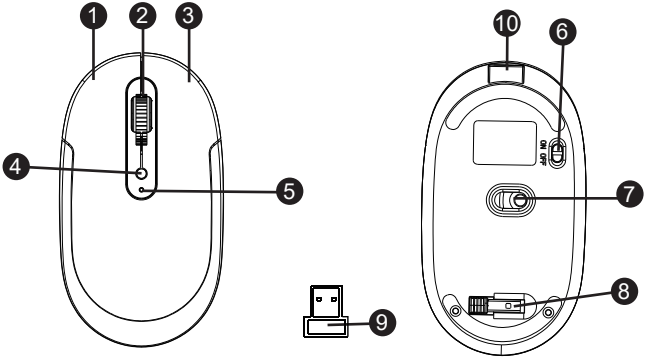

1	Left Button	6	ON/OFF Switch
2	Scrolling Wheel	7	Sensor
3	Right Button	8	USB Cover
4	DPI Button	9	Nano Receiver
5	Low battery Indicator	10	Type-c charging port

Parts List - Keyboard

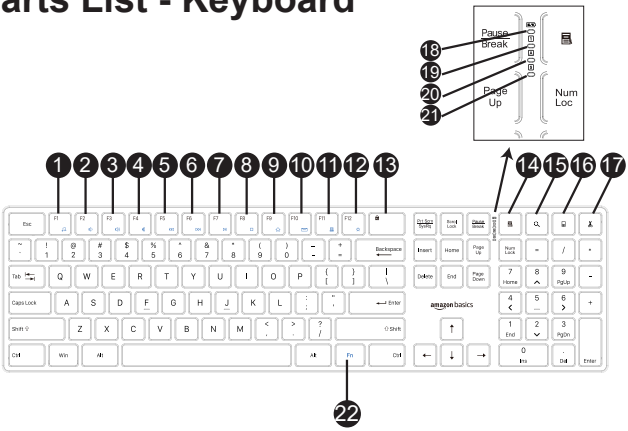

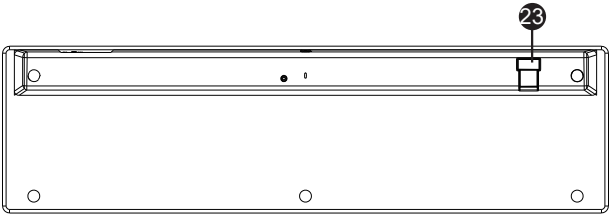

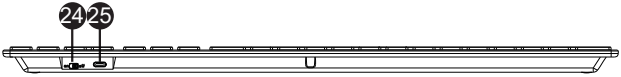

❶		To turn on the Media player program
❷		To decrease volume
❸		To increase volume
❹		To mute the sound
❺		Previous track
❻		Next track
❼		To play/pause media playback
❽		To stop media playback
❾		To start the default Web browser and load the home page
❿		To start the default e-mail client
⓫		To open up the folder 'My Computer'
⓬		To open 'My favorite' when inside the browser

13	Fn	Fn lock
14		Right click
15		Search
16		Calculator
17		Screen
18		LED indicator Low battery
19	1	LED indicator Number Lock on
20	A	LED indicator Caps Lock on
21	S	LED indicator Scroll Lock indicator
22	Fn	To enable the second function of the Function keys
23	USB cover	
24	ON/OFF Switch	

㉕ Typec-C Charging port

NOTE

Press **Fn** + any function key (1 through 12) to trigger the secondary function of each key.

Keyboard & Mouse Charging

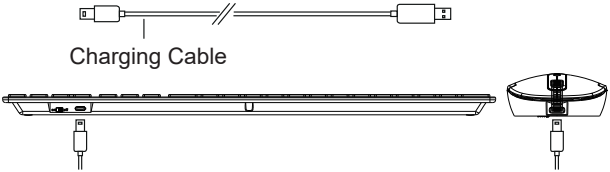

When the battery is too low, The power red Indicator will flash until shut down please connect to the power supply to charge in time to ensure that the keyboard and mouse sufficient power to meet normal work.

if the battery of the keyboard and mouse is too low, there will have delays and freezes and other problems in typing, which will affect normal use.

Power indicator turns red while charging then turns to green after 2-3 hours fully charged.

Conncetion

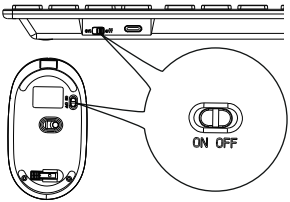

1. Turn on the power switch to ON.

❶

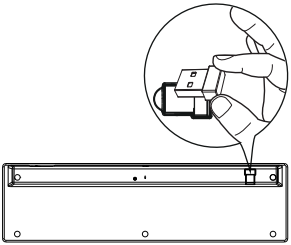

2. Take out the USB receiver from keyboard slot(Keyboard and Mouse share one Receiver)

❷

❸



3. Plug the USB receiver into USB port of your computer.

Keyboard & Mouse LED Indicator

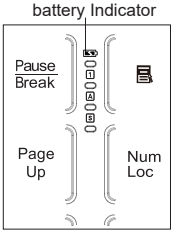

Turn on keyboard & mouse LED is lighting 10 sec.

Battery Indicator

Low battery LED blinks
Red light for charging
Green light charging completed

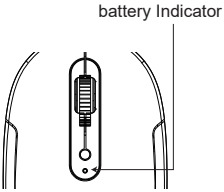

Cleaning and Maintenance

- Clean the product with a dry lint-free cloth. Do not allow any water or other liquids enter the product's interior.
- Do not use abrasives, harsh cleaning solutions or hard brushes for cleaning.
- Clean the battery contacts and also those of the product prior to battery installation.

FCC -Supplier's Declaration of Conformity

FCC Compliance Statement

1. This device complies with Part 15 of the FCC rules. Operation is subject to the following two conditions:
   (1) this device may not cause harmful interference, and
   (2) this device must accept any interference received, including interference that may cause undesired operation.
2. Changes or modifications not expressly approved by the party responsible for compliance could void the user's authority to operate the equipment.

FCC Interference Statement

This equipment has been tested and found to comply with the limits for a Class B digital device, pursuant to part 15 of the FCC Rules These limits are designed to provide reasonable protection against harmful interference in a residential installation. This equipment generates, uses and can radiate radio frequency energy and, if not installed and used in accordance with the instructions, may cause harmful interference to radio communications. However, there is no guarantee that interference will not occur in a particular installation. If this equipment does cause harmful interference to radio or television reception, which can be determined by turning the equipment off and on, the user is encouraged to try to correct the interference by one or more of the following measures:

- Reorient or relocate the receiving antenna.
- Increase the separation between the equipment and receiver
- Connect the equipment into an outlet on a circuit different from that to which the receiver is connected.
- Consult the dealer or an experienced radio/TV technicianfor help.

Canada IC Notice

- This device complies with Industry Canada's licence-exempt RSSs. Operation is subject to the following two conditions:
  (1) this device may not cause interference, and
  (2) this device must accept any interference, including interference that may cause undesired operation of the device.

Le présent appareil est conforme aux CNR d'Industrie Canada applicables auxappareils radio exempts de licence. L'exploitation est autorisée aux deux conditions suivantes :(1) l'appareil ne doit pas produire de brouillage, et(2) l'utilisateur de l'appareil doit accepter tout brouillage radioélectrique subi, même si le brouillage est susceptible d'en compromettre lefonctionnement.

Simplified EU Declaration of Conformity

- Hereby, Amazon EU Sarl declares that the radio equipment type is in compliance with Directive 2014/53/EU.
- The full text of the EU declaration of conformity is available at the following internet address: https://www.amazon.co.uk/amazon_private_brand_EU_compliance

Intended Use

This product is a wireless computer peripheral intended for interacting with your desktop/laptop.

Safety and Compliance

Read this instruction manual carefully before using the product. It contains important information for your safety as well as operating and maintenance advice. Observe all safety instructions to avoid damage through improper use! Follow all warnings on the product. Keep this instruction manual for future use. Should this product be passed on to a third party, then this instruction manual must be included.

- Never use this product if damaged
- Do not insert any foreign objects into the inside of the casing
- Protect the product from extreme temperatures, hot surfaces open flames, direct sunlight, water, high humidity, moisture, strong jolts, flammable gases, vapours and solvents.
- Keep this product and its packaging out of the reach of children and pets.

⚠ WARNING Do not look directly at the LED light.

Battery Warnings

- Keep batteries out of the reach of children.
- Do not dispose of batteries in fire.
- Store unused batteries in their original packaging away from metal objects. If already unpacked, do not mix or jumble batteries.
- Remove batteries from product if it is not to be used for an extended period of time unless it is for emergency purposes Exhausted batteries should be immediately removed from product and properly disposed
- If the battery leaks avoid contact with skin and eyes. Rinse affected areas immediately with plenty of clean water, then consult a doctor

Disposal

The Waste Electrical and Electronic Equipment (WEEE) Directive aims to minimise the impact of electrical and electronic goods on the environment, by increasing re-use and recycling and by reducing the amount of WEEE going to landfill. The symbol on this product or its packaging signifies that this product must be disposed separately from ordinary household wastes at its end of life. Be aware that this is your responsibility to dispose of electronic equipment at recycling centers in order to conserve natural resources. Each country should have its collection centers for electrical and electronic equipment recycling. For information about your recycling drop off area, please contact your related electrical and electronic equipment waste management authority, your local city office, or your household waste disposal service.

Battery Disposal

Do not dispose of used batteries with your household waste. Take them to an appropriate disposal/collection site.

Specifications

Weight - Mouse:	62.8g (0.138 lbs)
Weight - Keyboard:	550g (1.213lbs)
Dimensions- Mouse:	10.78x6.01x2.68 cm (4.24x2.37x1.06 in)
Dimensions- Keyboard:	43.18 x 11.88 x 1.83 cm (17.00x4.68x0.72 in)
OS compatibility:	Windows XP; Windows VISTA / 7/8/10
Frequency band:	2.4 GHz (2.402 GHz - 2.480 GHz)

FCC Radiation Exposure Statement
The device has been evaluated to meet general RF exposure requirement.
The device can be used in portable exposure condition without restriction.

ISED Radiation Exposure Statement
The device has been evaluated to meet general RF exposure requirement.
The device can be used installed and operated with minimum distance 0mm between the radiator and your body.
L'appareil a été évalué pour répondre aux exigences générales d'exposition aux RF.Cet équipement doit être installé et utilisé avec une distance minimale de 0 mm entre le radiateur et votre corps.