EUT_Name		Test_Model	
Test_Mode	802.11 ac(VHT40) Transmitting	Test_Frequency	5230MHz
Tset_Engineer	yusongwei	Test_Date	2023/05/22
Remark			

Test Graph

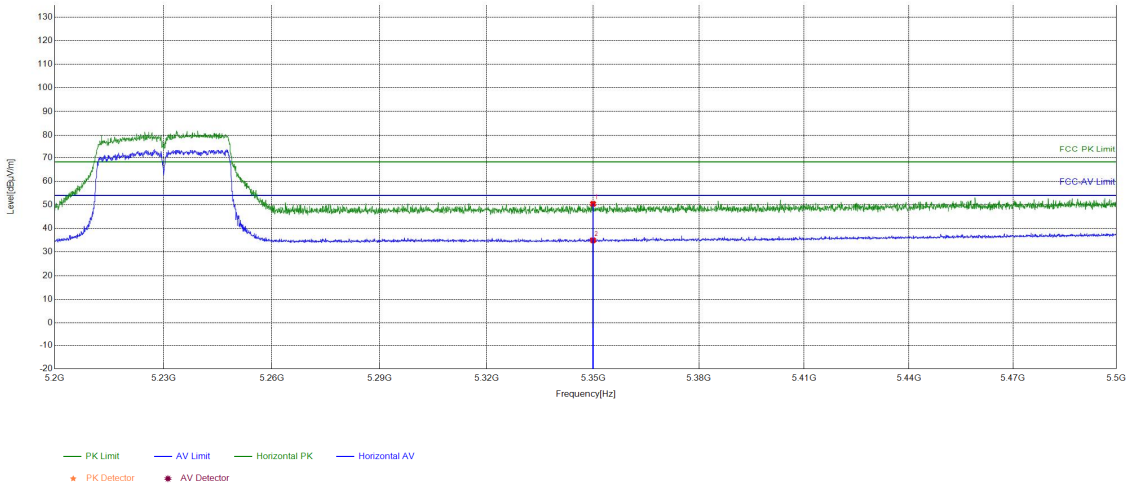

Suspected List									
NO	Freq. [MHz]	Factor [dB]	Reading [dBμV]	Level [dBμV/m]	Limit [dBμV/m]	Margin [dB]	Result	Polarity	Remark
1	5350	12.73	37.70	50.43	68.20	17.77	PASS	Horizontal	PK
2	5350	12.73	22.23	34.96	54.00	19.04	PASS	Horizontal	AV

EUT_Name		Test_Model	
Test_Mode	802.11 ac(VHT40) Transmitting	Test_Frequency	5230MHz
Tset_Engineer	yusongwei	Test_Date	2023/05/22
Remark			

Test Graph

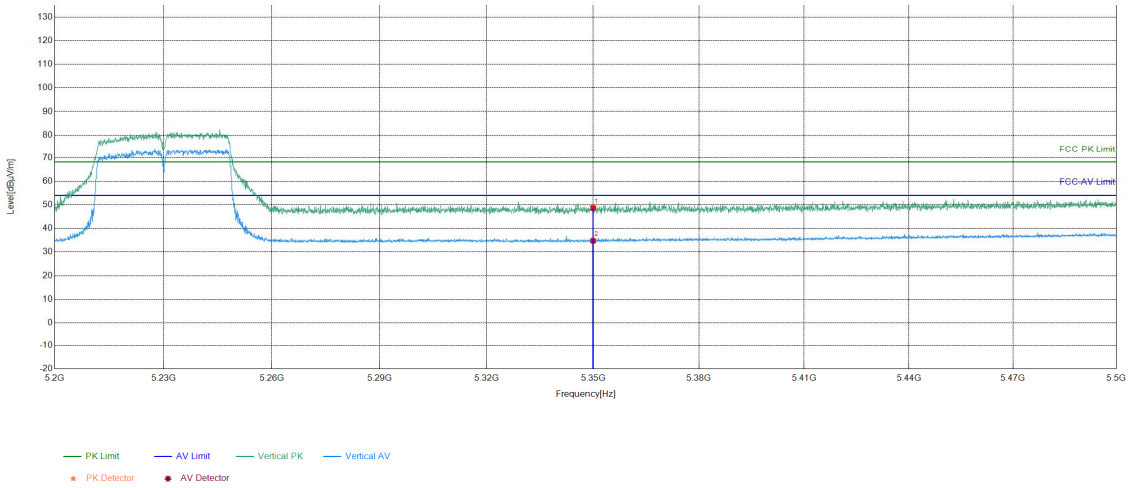

Suspected List									
NO	Freq. [MHz]	Factor [dB]	Reading [dBμV]	Level [dBμV/m]	Limit [dBμV/m]	Margin [dB]	Result	Polarity	Remark
1	5350	12.73	35.93	48.66	68.20	19.54	PASS	Vertical	PK
2	5350	12.73	22.05	34.78	54.00	19.22	PASS	Vertical	AV

EUT_Name		Test_Model	
Test_Mode	802.11ax(HE20)Transmitting	Test_Frequency	5180MHz
Tset_Engineer	yusongwei	Test_Date	2023/05/22
Remark			

Test Graph

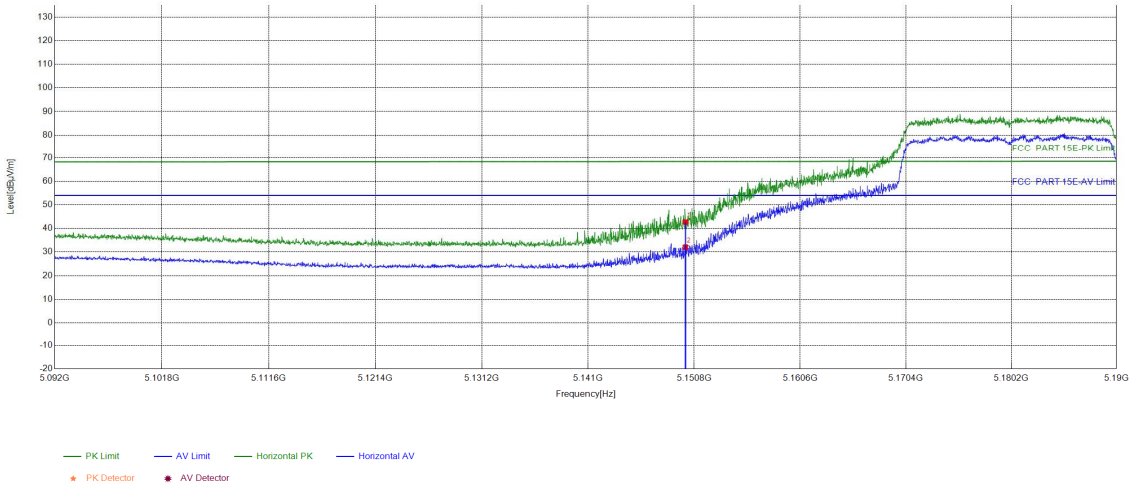

Suspected List									
NO	Freq. [MHz]	Factor [dB]	Reading [dBμV]	Level [dBμV/m]	Limit [dBμV/m]	Margin [dB]	Result	Polarity	Remark
1	5150	-15.08	57.77	42.69	68.38	25.69	PASS	Horizontal	PK
2	5150	-15.08	47.14	32.06	54.00	21.94	PASS	Horizontal	AV

EUT_Name		Test_Model	
Test_Mode	802.11ax(HE20)Transmitting	Test_Frequency	5180MHz
Tset_Engineer	yusongwei	Test_Date	2023/05/22
Remark			

Test Graph

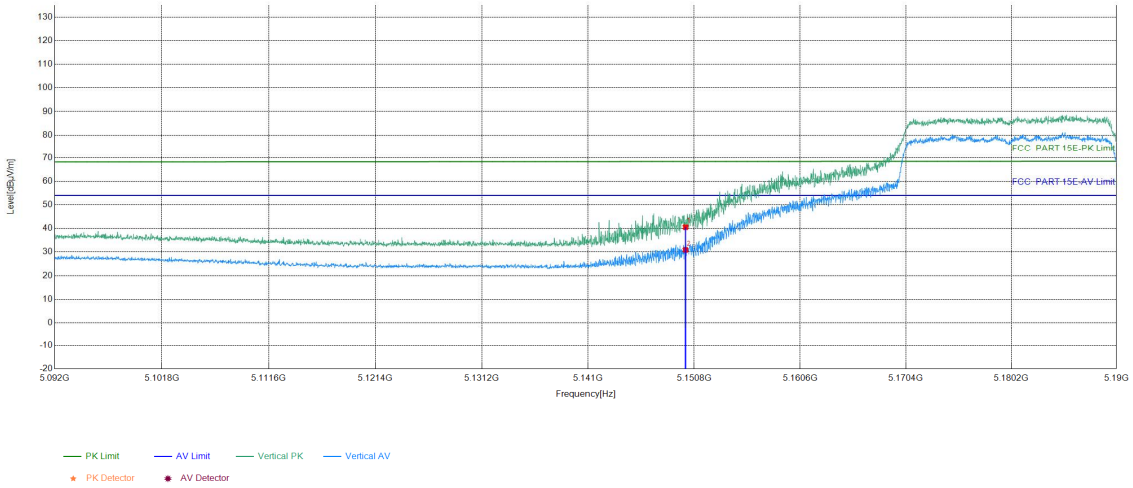

Suspected List									
NO	Freq. [MHz]	Factor [dB]	Reading [dBμV]	Level [dBμV/m]	Limit [dBμV/m]	Margin [dB]	Result	Polarity	Remark
1	5150	-15.08	55.64	40.56	68.38	27.82	PASS	Vertical	PK
2	5150	-15.08	45.97	30.89	54.00	23.11	PASS	Vertical	AV

EUT_Name		Test_Model	
Test_Mode	802.11ax(HE20)Transmitting	Test_Frequency	5240MHz
Tset_Engineer	yusongwei	Test_Date	2023/05/22
Remark			

Test Graph

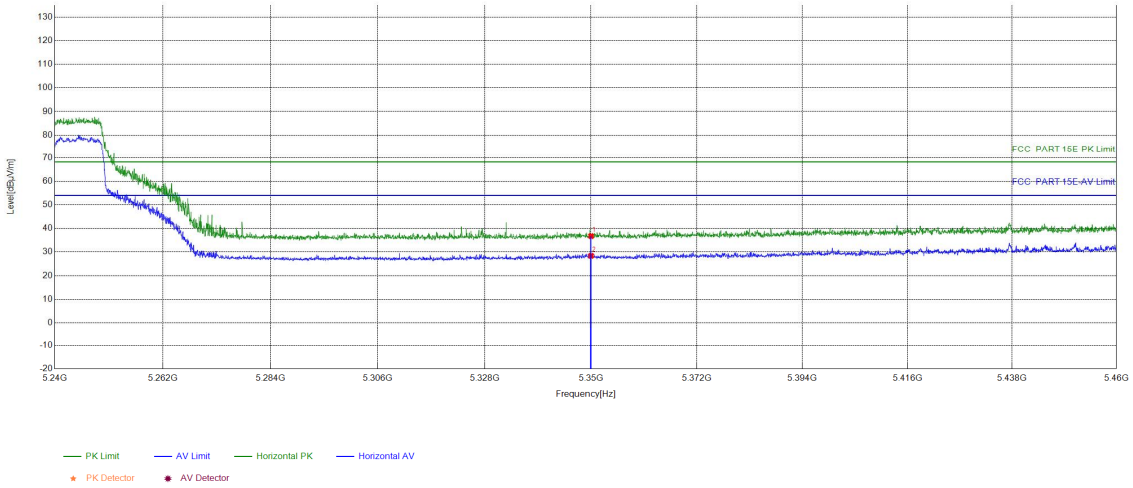

Suspected List									
NO	Freq. [MHz]	Factor [dB]	Reading [dBμV]	Level [dBμV/m]	Limit [dBμV/m]	Margin [dB]	Result	Polarity	Remark
1	5350	-14.67	51.43	36.76	68.20	31.44	PASS	Horizontal	PK
2	5350	-14.67	43.07	28.40	54.00	25.60	PASS	Horizontal	AV

EUT_Name		Test_Model	
Test_Mode	802.11ax(HE20)Transmitting	Test_Frequency	5240MHz
Tset_Engineer	yusongwei	Test_Date	2023/05/22
Remark			

Test Graph

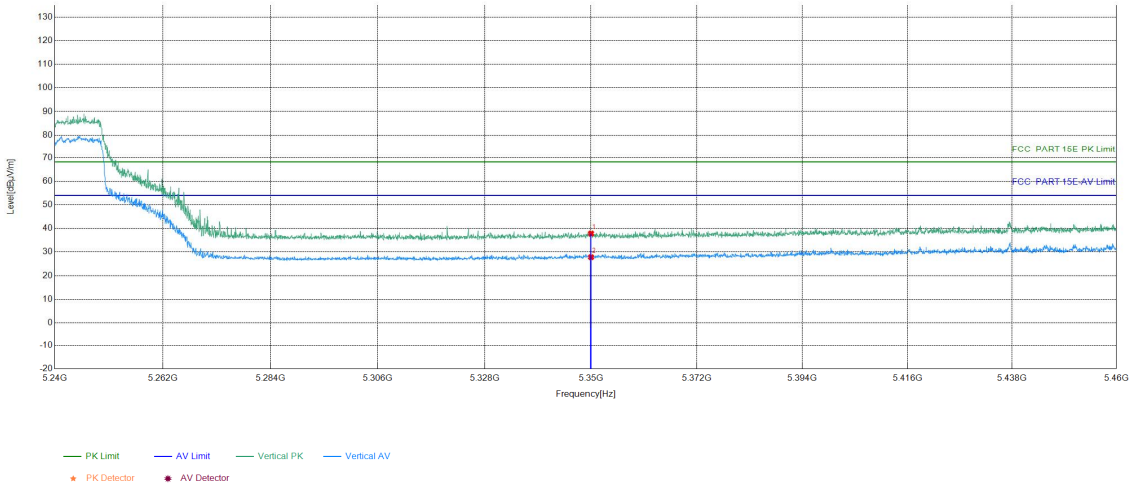

Suspected List									
NO	Freq. [MHz]	Factor [dB]	Reading [dBμV]	Level [dBμV/m]	Limit [dBμV/m]	Margin [dB]	Result	Polarity	Remark
1	5350	-14.67	52.52	37.85	68.20	30.35	PASS	Vertical	PK
2	5350	-14.67	42.49	27.82	54.00	26.18	PASS	Vertical	AV

EUT_Name		Test_Model	
Test_Mode	802.11ax(HE40)Transmitting	Test_Frequency	5190MHz
Tset_Engineer	yusongwei	Test_Date	2023/05/22
Remark			

Test Graph

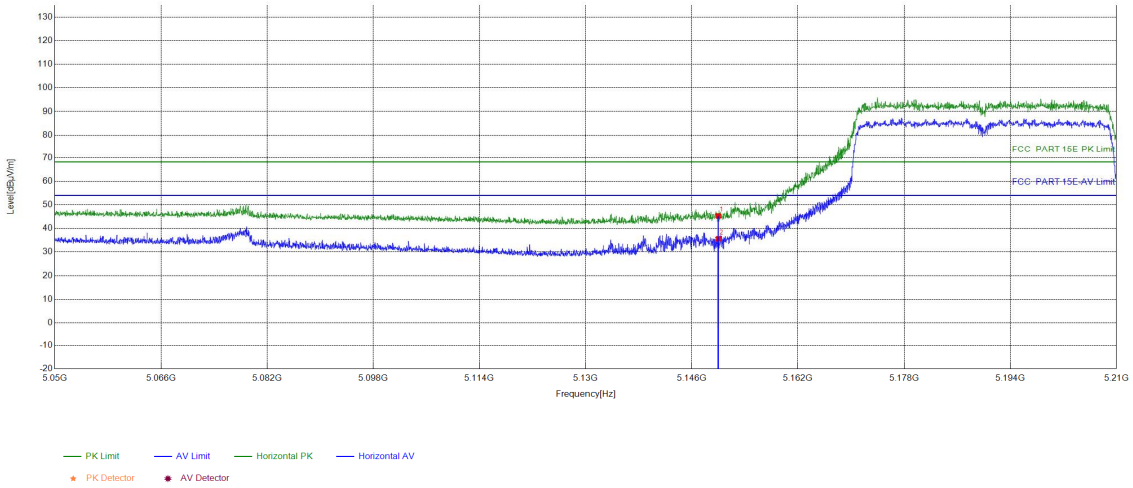

Suspected List									
NO	Freq. [MHz]	Factor [dB]	Reading [dBμV]	Level [dBμV/m]	Limit [dBμV/m]	Margin [dB]	Result	Polarity	Remark
1	5150	12.35	32.95	45.30	68.20	22.90	PASS	Horizontal	PK
2	5150	12.35	23.24	35.59	54.00	18.41	PASS	Horizontal	AV

EUT_Name		Test_Model	
Test_Mode	802.11ax(HE40)Transmitting	Test_Frequency	5190MHz
Tset_Engineer	yusongwei	Test_Date	2023/05/22
Remark			

Test Graph

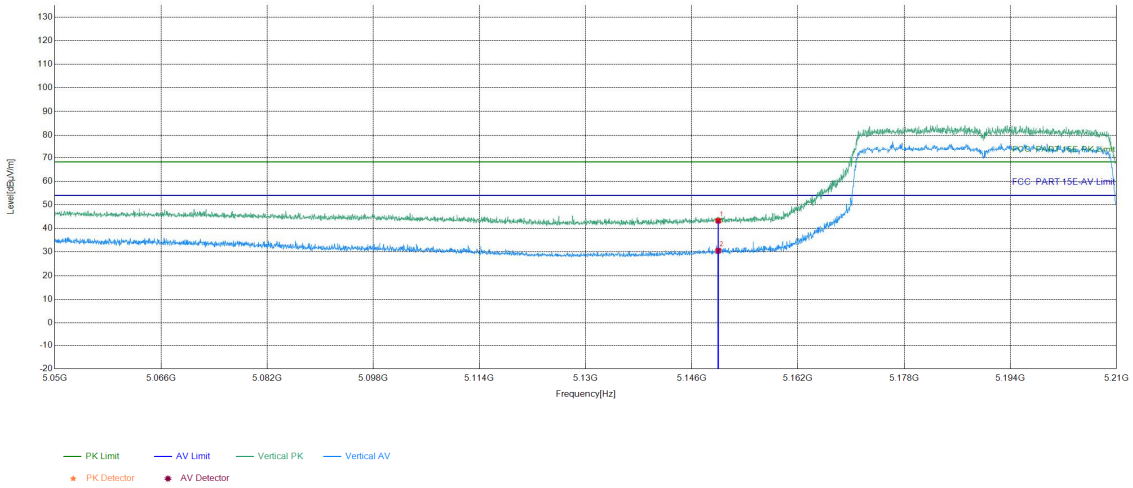

Suspected List									
NO	Freq. [MHz]	Factor [dB]	Reading [dBμV]	Level [dBμV/m]	Limit [dBμV/m]	Margin [dB]	Result	Polarity	Remark
1	5150	12.35	30.92	43.27	68.20	24.93	PASS	Vertical	PK
2	5150	12.35	18.24	30.59	54.00	23.41	PASS	Vertical	AV

EUT_Name		Test_Model	
Test_Mode	802.11ax(HE40)Transmitting	Test_Frequency	5230MHz
Tset_Engineer	yusongwei	Test_Date	2023/05/22
Remark			

Test Graph

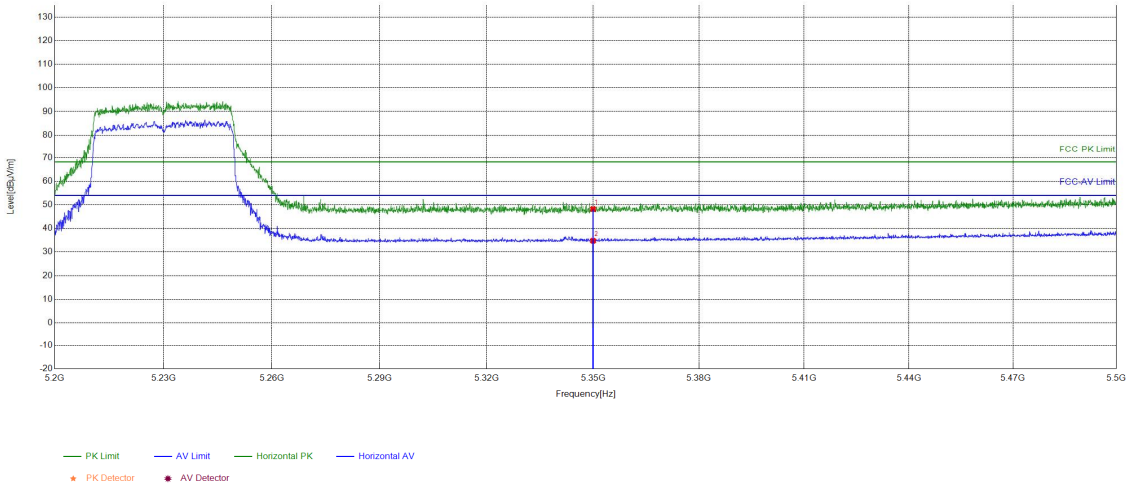

Suspected List									
NO	Freq. [MHz]	Factor [dB]	Reading [dBμV]	Level [dBμV/m]	Limit [dBμV/m]	Margin [dB]	Result	Polarity	Remark
1	5350	12.73	35.52	48.25	68.20	19.95	PASS	Horizontal	PK
2	5350	12.73	22.04	34.77	54.00	19.23	PASS	Horizontal	AV

EUT_Name		Test_Model	
Test_Mode	802.11ax(HE40)Transmitting	Test_Frequency	5230MHz
Tset_Engineer	yusongwei	Test_Date	2023/05/22
Remark			

Test Graph

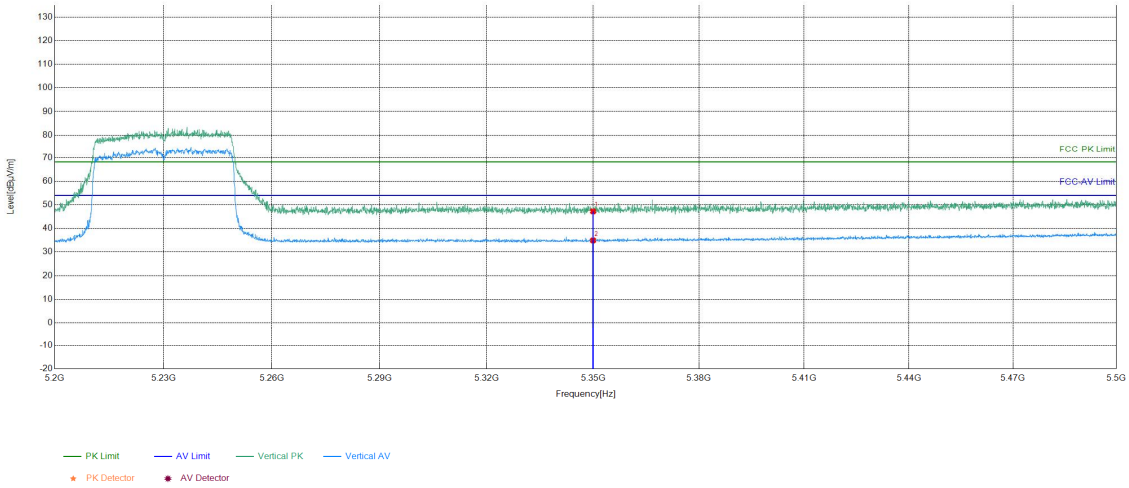

Suspected List									
NO	Freq. [MHz]	Factor [dB]	Reading [dBμV]	Level [dBμV/m]	Limit [dBμV/m]	Margin [dB]	Result	Polarity	Remark
1	5350	12.73	34.51	47.24	68.20	20.96	PASS	Vertical	PK
2	5350	12.73	22.20	34.93	54.00	19.07	PASS	Vertical	AV

Note:

1) The field strength is calculated by adding the Antenna Factor, Cable Factor & Preamplifier. The basic equation with a sample calculation is as follows:

Final Test Level =Receiver Reading - Correct Factor

Correct Factor = Preamplifier Factor– Antenna Factor–Cable Factor

2) Scan from 1GHz to 25GHz, the disturbance above 13GHz was very low, and the above harmonics were the highest point could be found when testing, so only the above harmonics had been displayed. The amplitude of spurious emissions from the radiator which are attenuated more than 20dB below the limit need not be reported.

8 Appendix 5G WIFI

Refer to Appendix: 5G WiFi of EED32P80580502