Appendix: Bluetooth Classic

Contents

Contents 2
Dwell Time 3
Duty Cycle 13
Maximum Peak Conducted Output Power 19
-20dB Bandwidth 25
Occupied Channel Bandwidth 31
Carrier Frequencies Separation 37
Band Edge 43
Band Edge(Hopping) 50
Conducted RF Spurious Emission 57
Number of Hopping Channel 67

Dwell Time

Condition	Mode	Frequency (MHz)	Antenna	Pulse Time (ms)	Total Dwell Time (ms)	Burst Count	Period Time (ms)	Limit (ms)	Verdict
NVNT	1-DH1	2402	Ant1	0.384	122.88	320	31600	400	Pass
NVNT	1-DH3	2402	Ant1	1.64	260.76	159	31600	400	Pass
NVNT	1-DH5	2402	Ant1	2.888	309.016	107	31600	400	Pass
NVNT	2-DH1	2402	Ant1	0.394	125.686	319	31600	400	Pass
NVNT	2-DH3	2402	Ant1	1.646	263.36	160	31600	400	Pass
NVNT	2-DH5	2402	Ant1	2.894	309.658	107	31600	400	Pass
NVNT	3-DH1	2402	Ant1	0.393	125.367	319	31600	400	Pass
NVNT	3-DH3	2402	Ant1	1.644	263.04	160	31600	400	Pass
NVNT	3-DH5	2402	Ant1	2.894	309.658	107	31600	400	Pass

Test Graphs

Dwell NVNT 1-DH1 2402MHz Ant1 One Burst

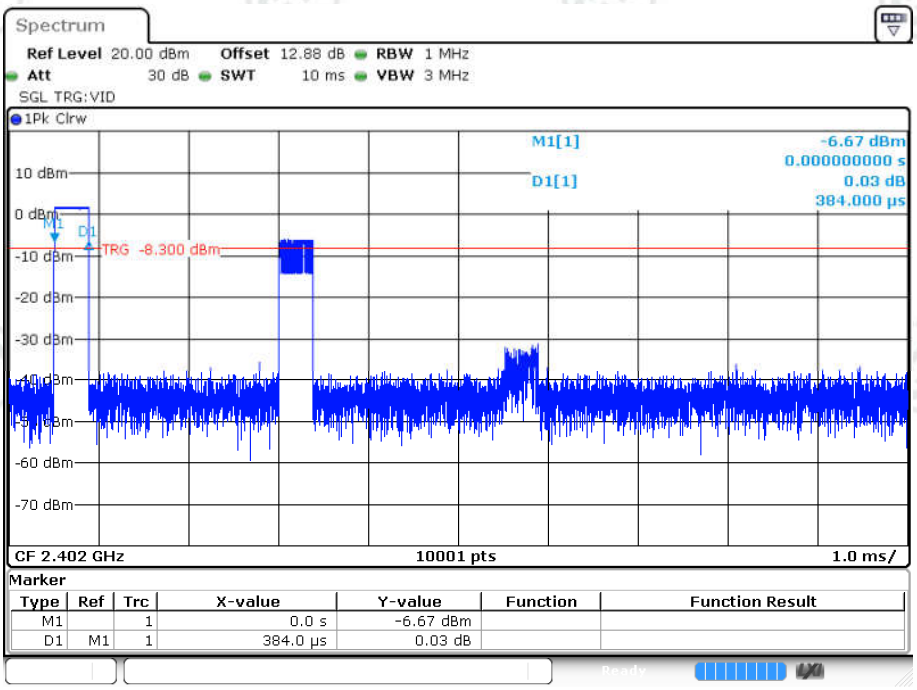

Date: 8.MAR.2023 10:20:06

Dwell NVNT 1-DH1 2402MHz Ant1 Accumulated

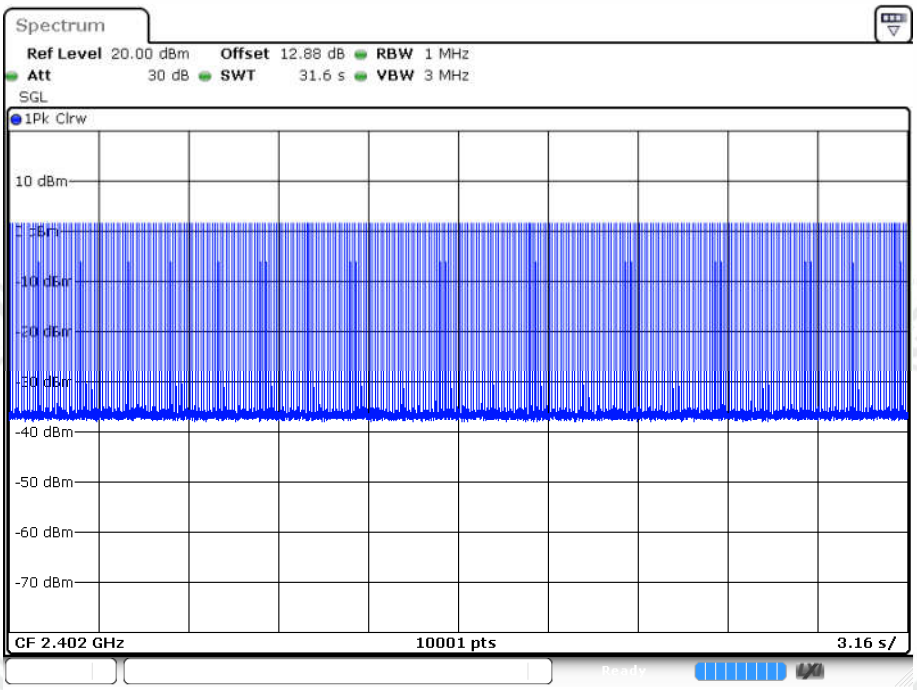

Date: 8.MAR.2023 10:20:39

Dwell NVNT 1-DH3 2402MHz Ant1 One Burst

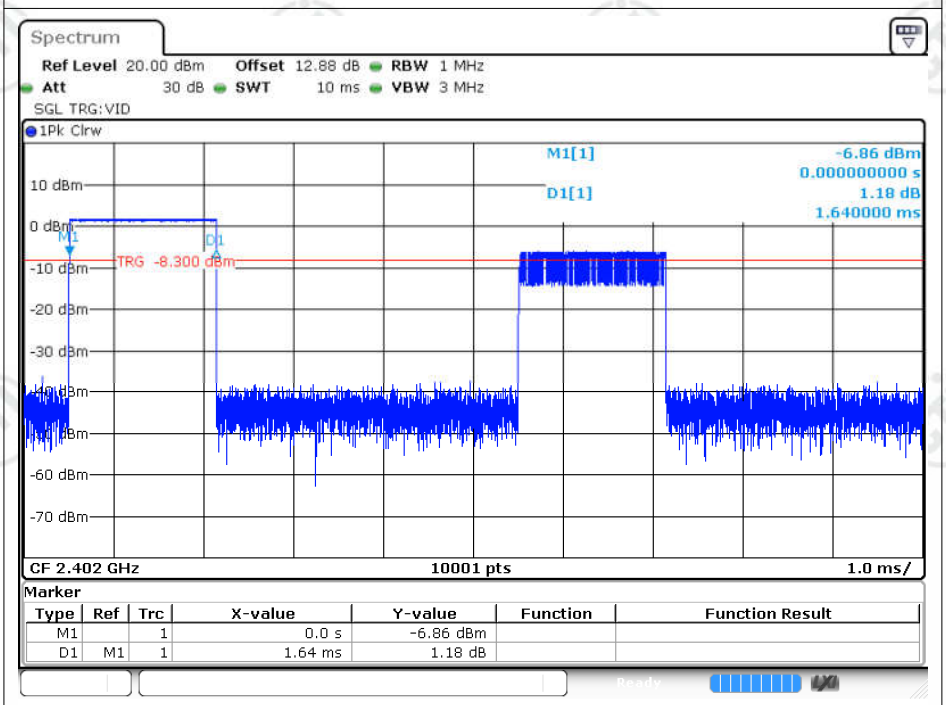

Date: 8.MAR.2023 10:21:13

Dwell NVNT 1-DH3 2402MHz Ant1 Accumulated

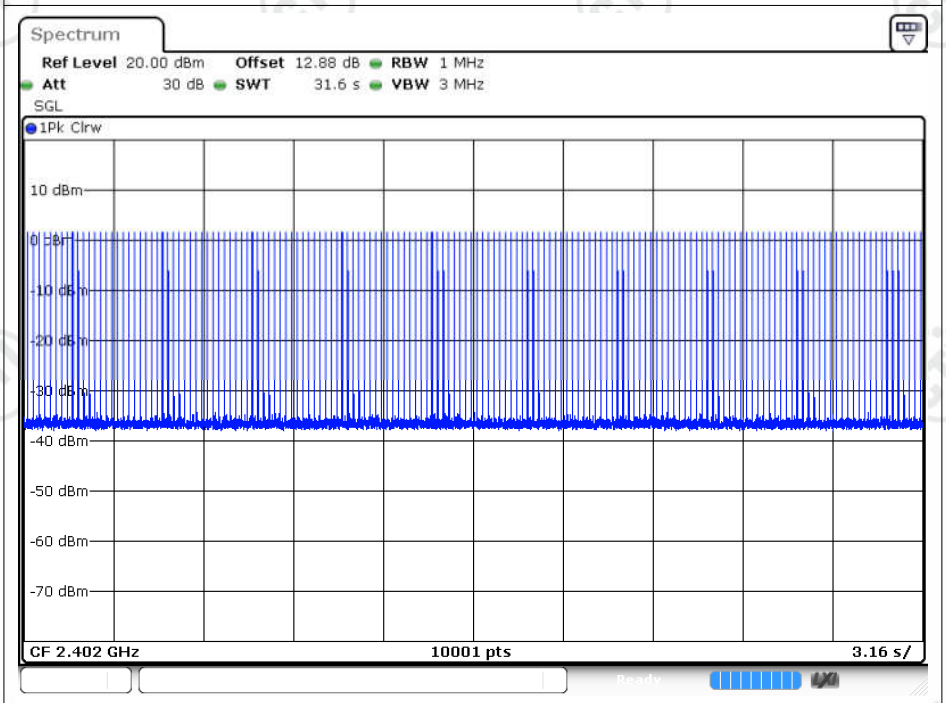

Date: 8.MAR.2023 10:21:46

Dwell NVNT 1-DH5 2402MHz Ant1 One Burst

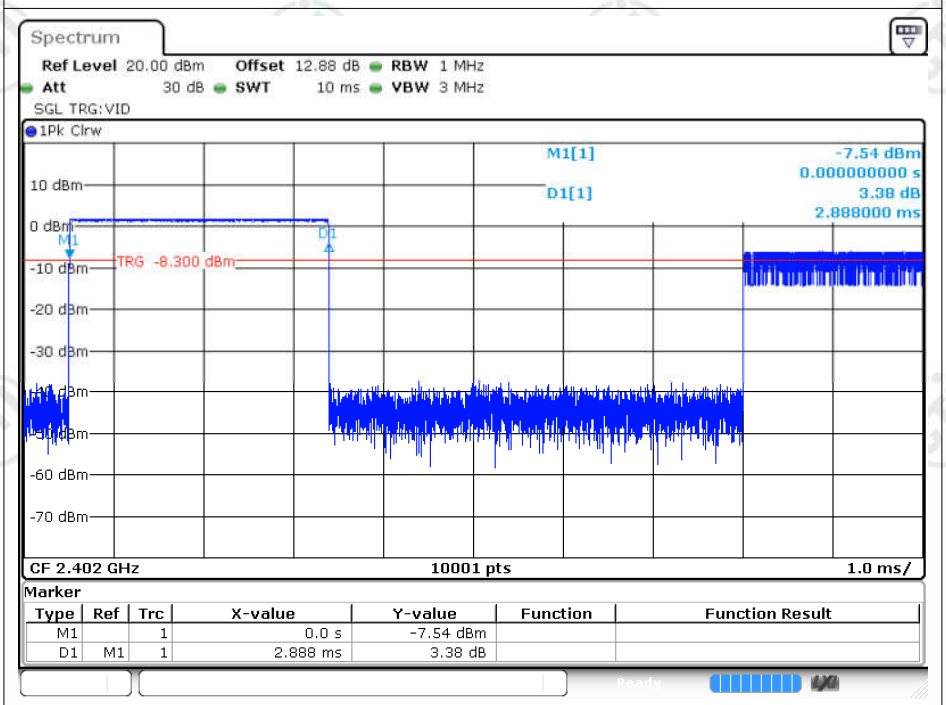

Date: 8.MAR.2023 09:52:51

Dwell NVNT 1-DH5 2402MHz Ant1 Accumulated

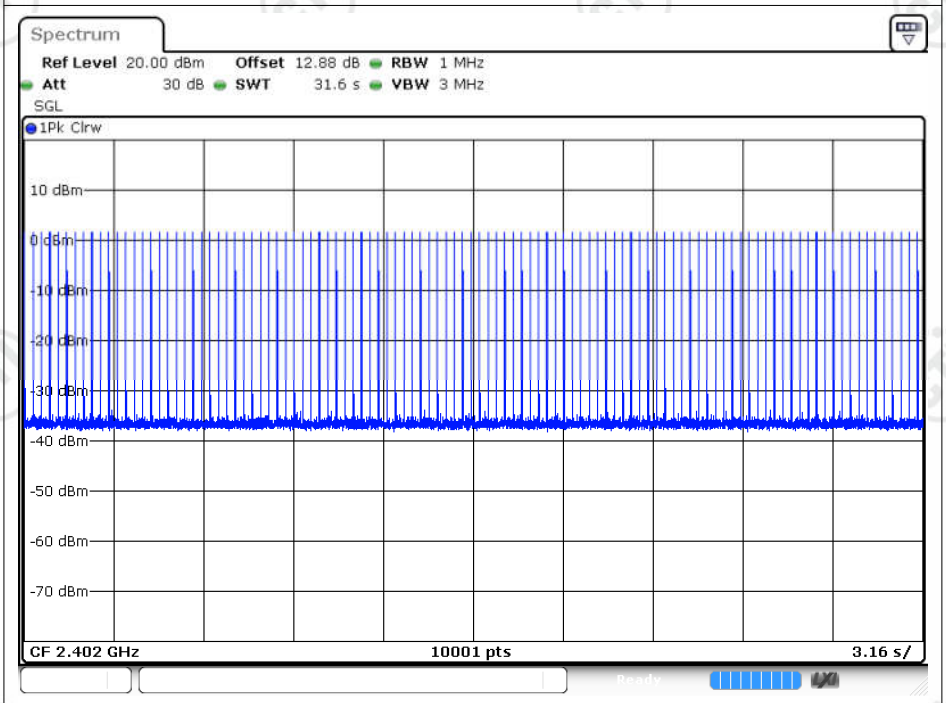

Date: 8.MAR.2023 09:53:23

Dwell NVNT 2-DH1 2402MHz Ant1 One Burst

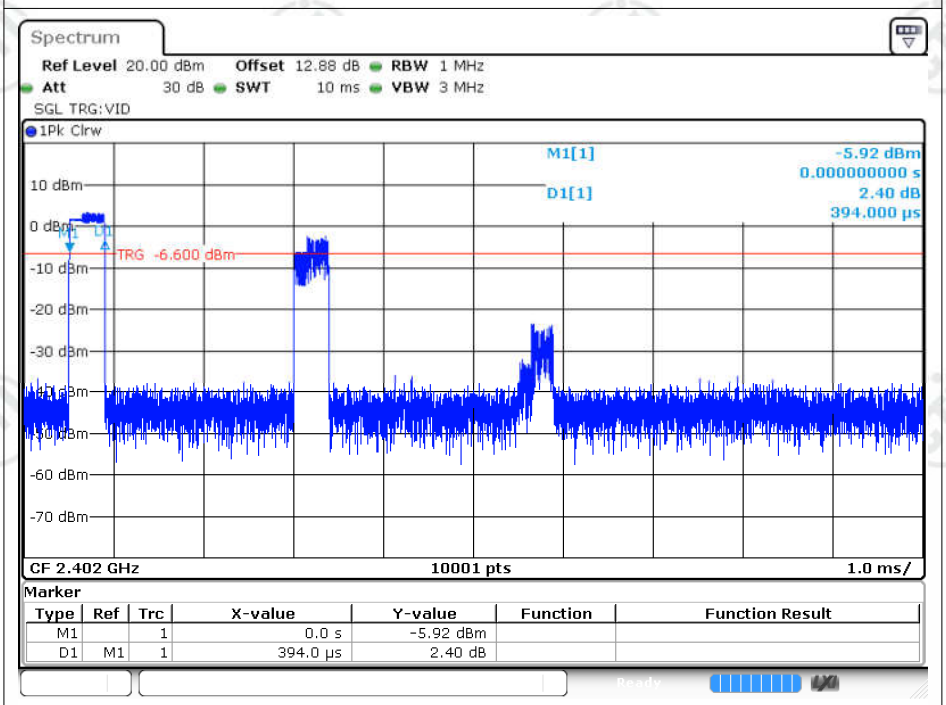

Date: 8.MAR.2023 10:22:09

Dwell NVNT 2-DH1 2402MHz Ant1 Accumulated

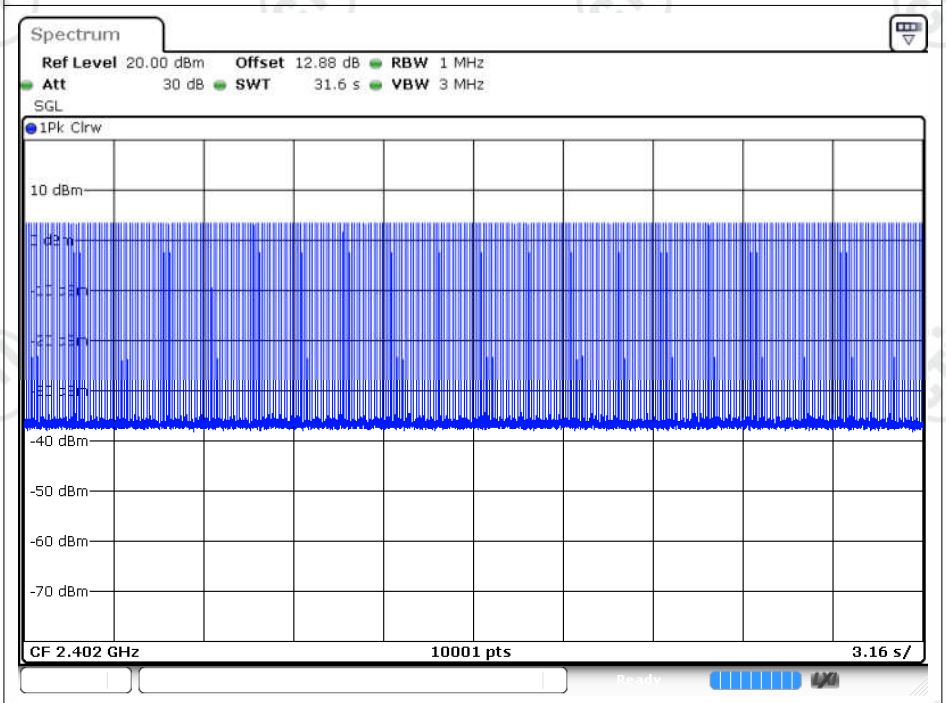

Date: 8.MAR.2023 10:22:42

Dwell NVNT 2-DH3 2402MHz Ant1 One Burst

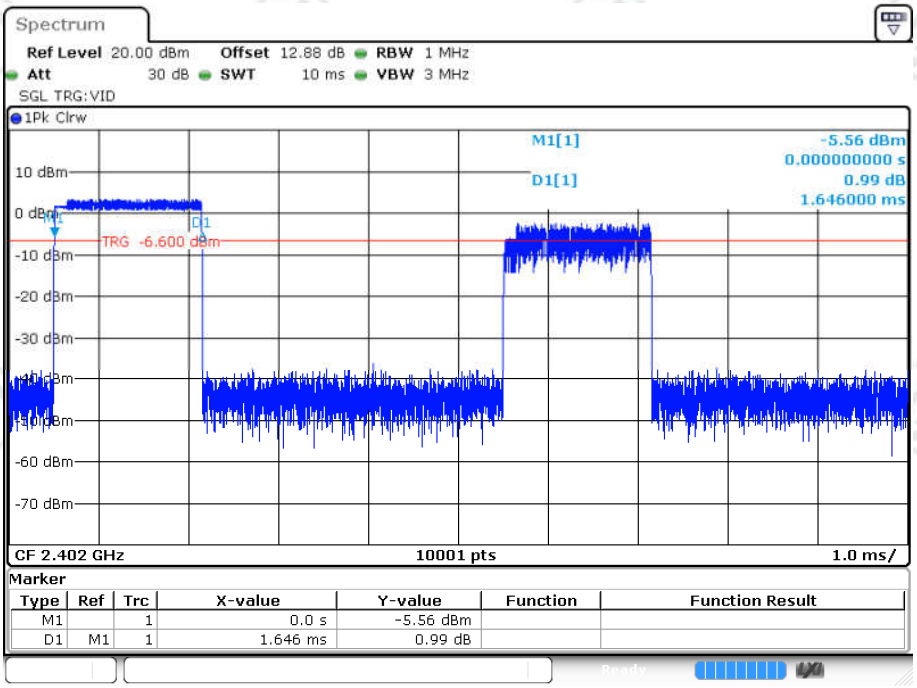

Date: 8.MAR.2023 10:23:22

Dwell NVNT 2-DH3 2402MHz Ant1 Accumulated

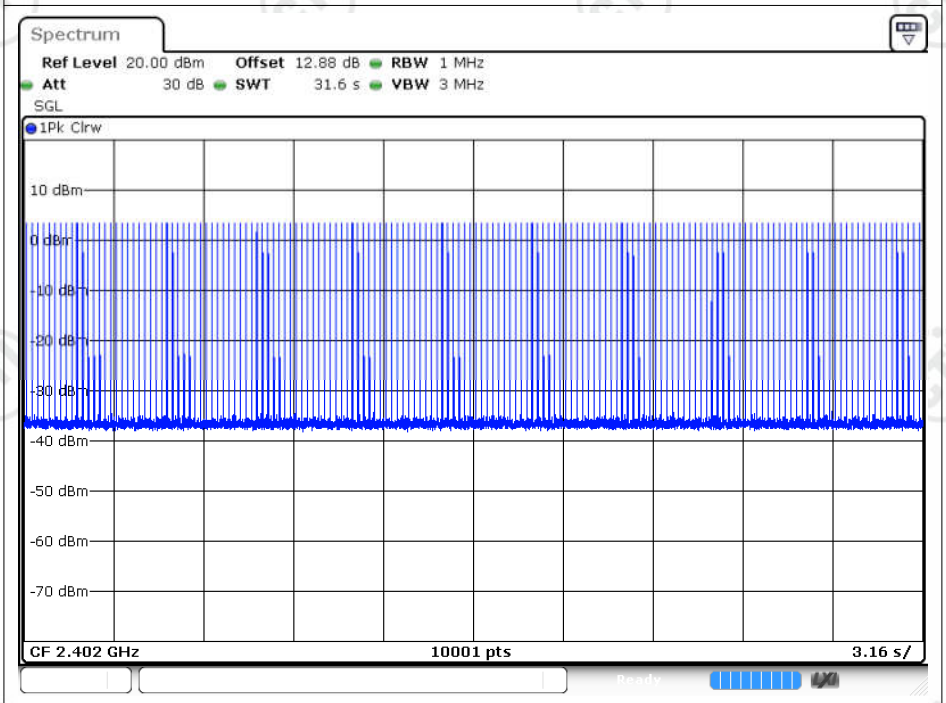

Date: 8.MAR.2023 10:23:54

Dwell NVNT 2-DH5 2402MHz Ant1 One Burst

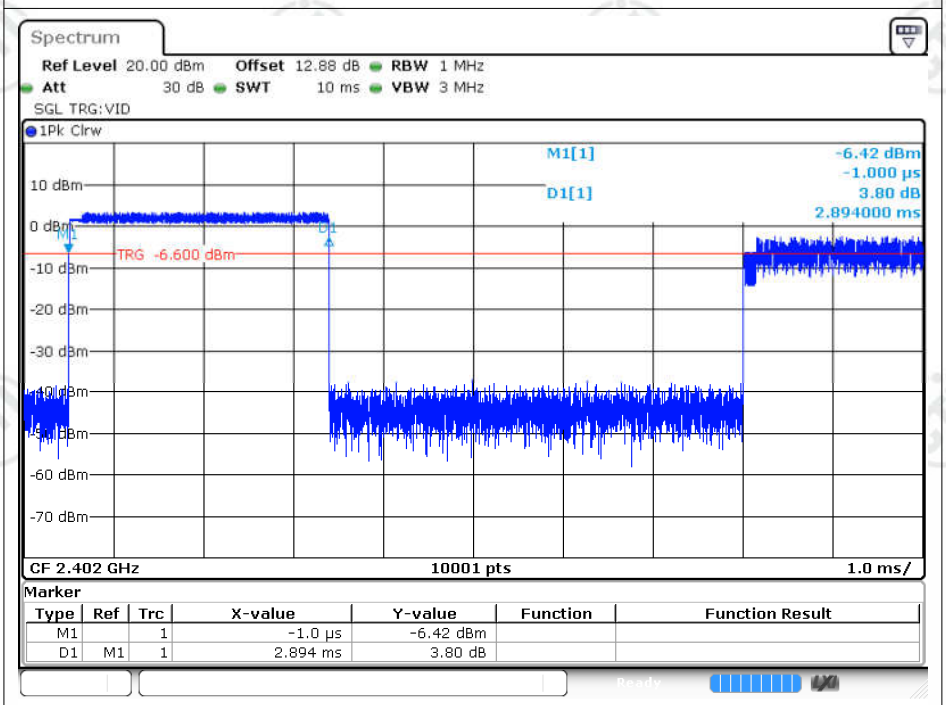

Date: 8.MAR.2023 09:53:57

Dwell NVNT 2-DH5 2402MHz Ant1 Accumulated

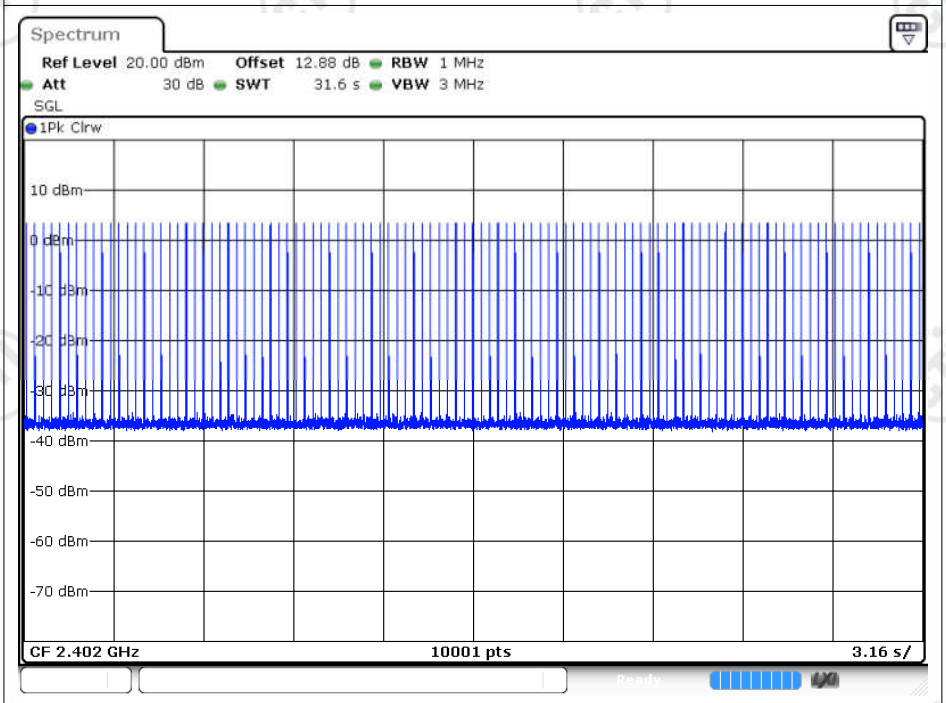

Date: 8.MAR.2023 09:54:30

Dwell NVNT 3-DH1 2402MHz Ant1 One Burst

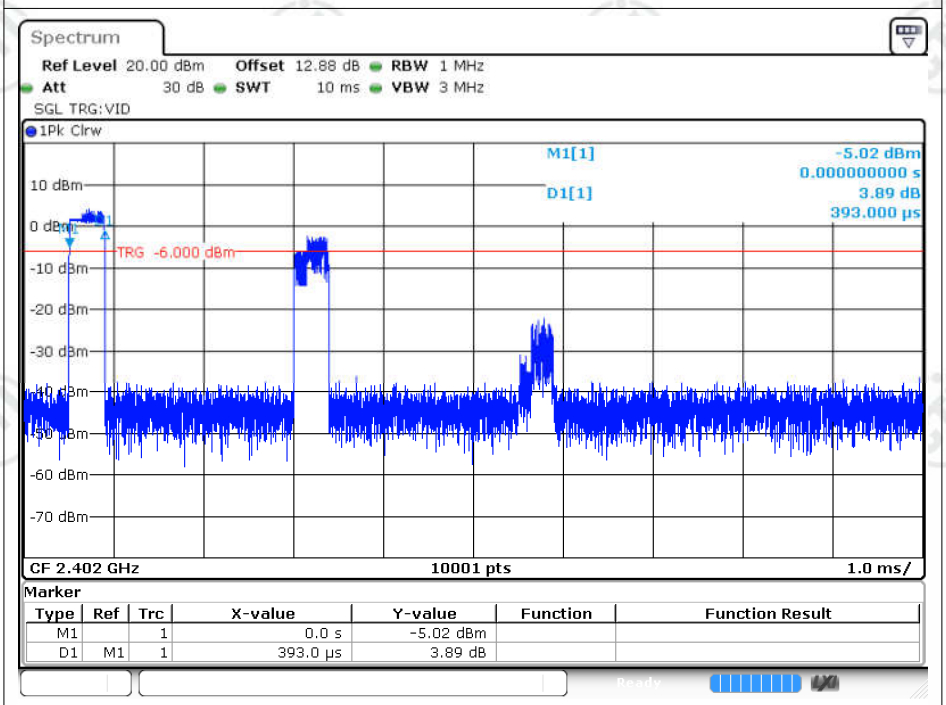

Date: 8.MAR.2023 10:24:33

Dwell NVNT 3-DH1 2402MHz Ant1 Accumulated

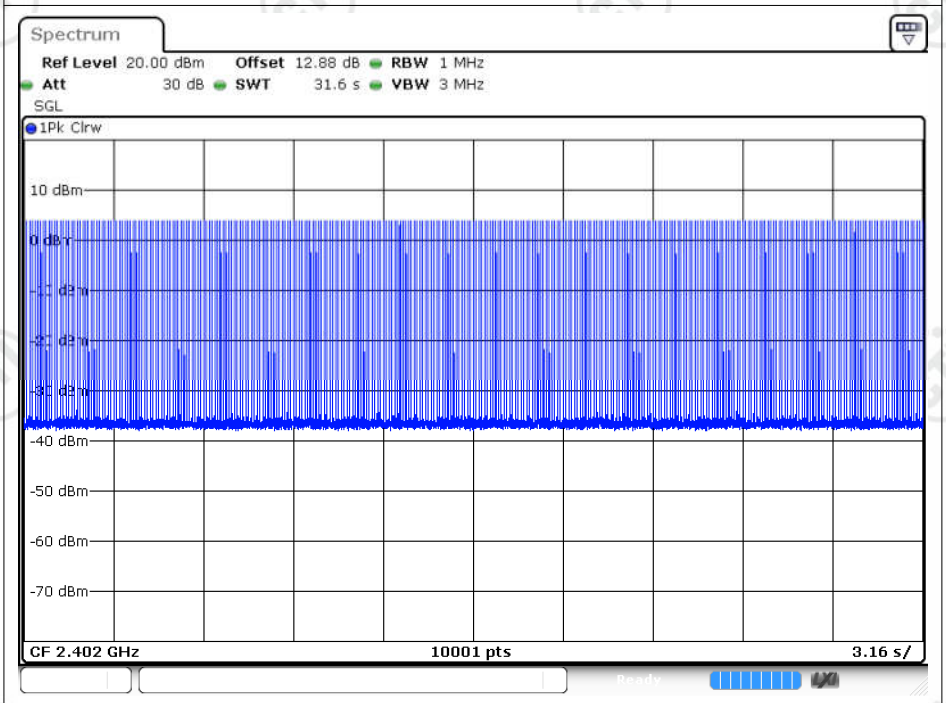

Date: 8.MAR.2023 10:25:06

Dwell NVNT 3-DH3 2402MHz Ant1 One Burst

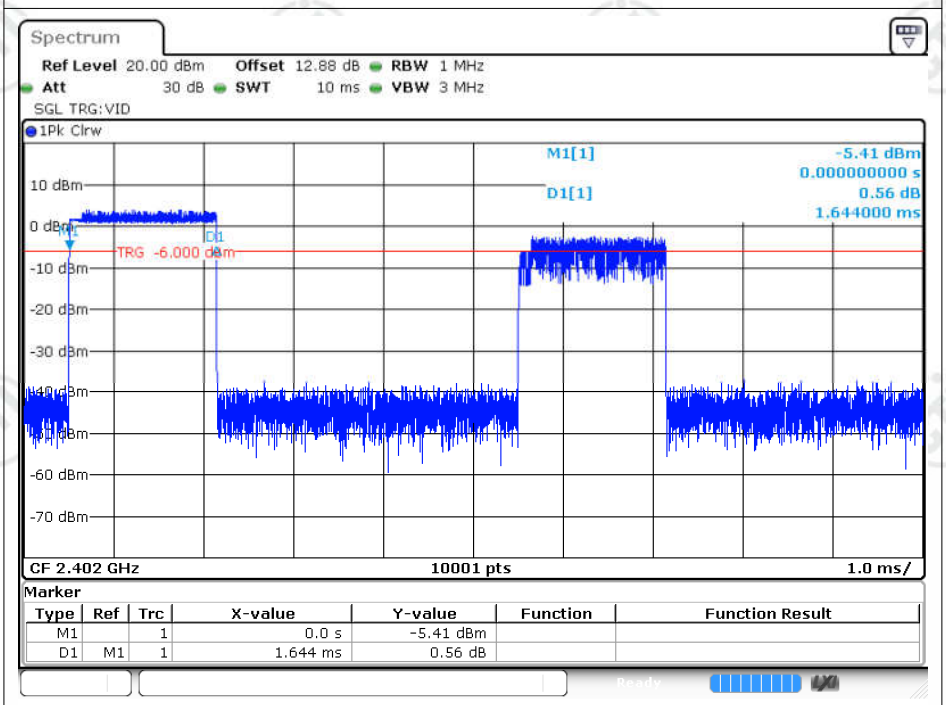

Date: 8.MAR.2023 10:25:51

Dwell NVNT 3-DH3 2402MHz Ant1 Accumulated

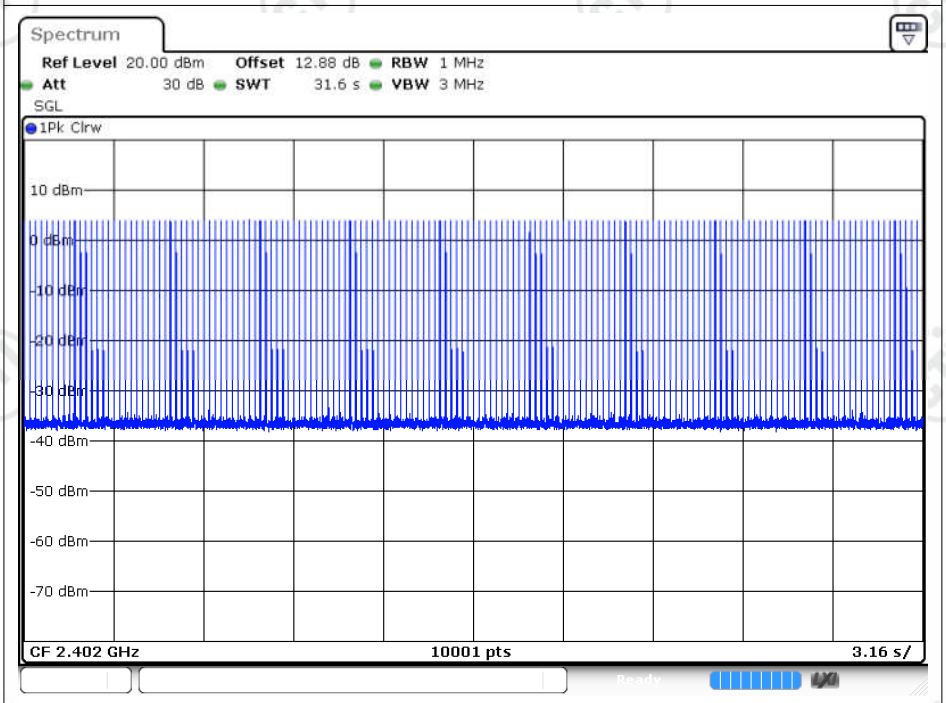

Date: 8.MAR.2023 10:26:23

Dwell NVNT 3-DH5 2402MHz Ant1 One Burst

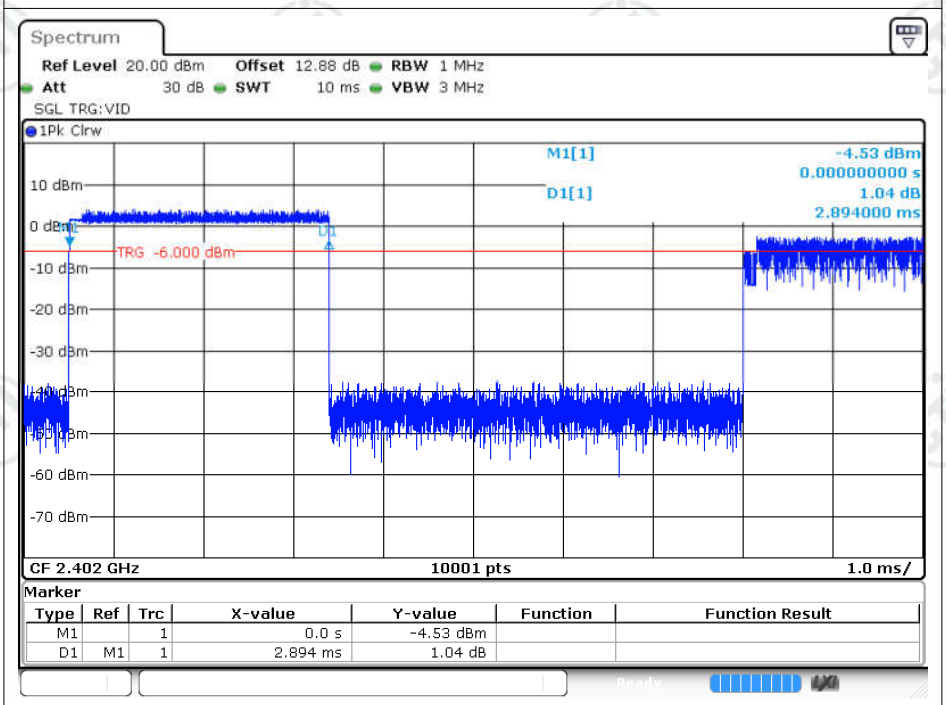

Date: 8.MAR.2023 09:55:00

Dwell NVNT 3-DH5 2402MHz Ant1 Accumulated

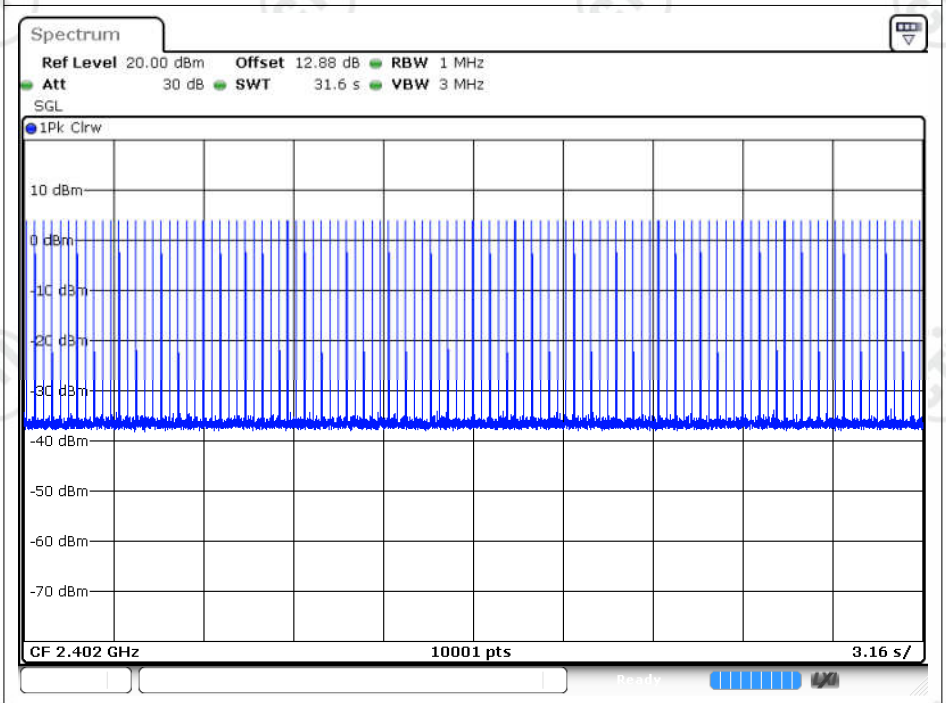

Date: 8.MAR.2023 09:55:33

Duty Cycle

Condition	Mode	Frequency (MHz)	Antenna	Duty Cycle (%)	Correction Factor (dB)	1/T (kHz)
NVNT	1-DH5	2402	Ant1	77.12	1.13	0.35
NVNT	1-DH5	2441	Ant1	77.12	1.13	0.35
NVNT	1-DH5	2480	Ant1	77.09	1.13	0.35
NVNT	2-DH5	2402	Ant1	77.32	1.12	0.34
NVNT	2-DH5	2441	Ant1	77.28	1.12	0.35
NVNT	2-DH5	2480	Ant1	77.28	1.12	0.35
NVNT	3-DH5	2402	Ant1	77.36	1.11	0.34
NVNT	3-DH5	2441	Ant1	77.32	1.12	0.34
NVNT	3-DH5	2480	Ant1	77.32	1.12	0.34

Test Graphs

Duty Cycle NVNT 1-DH5 2402MHz Ant1

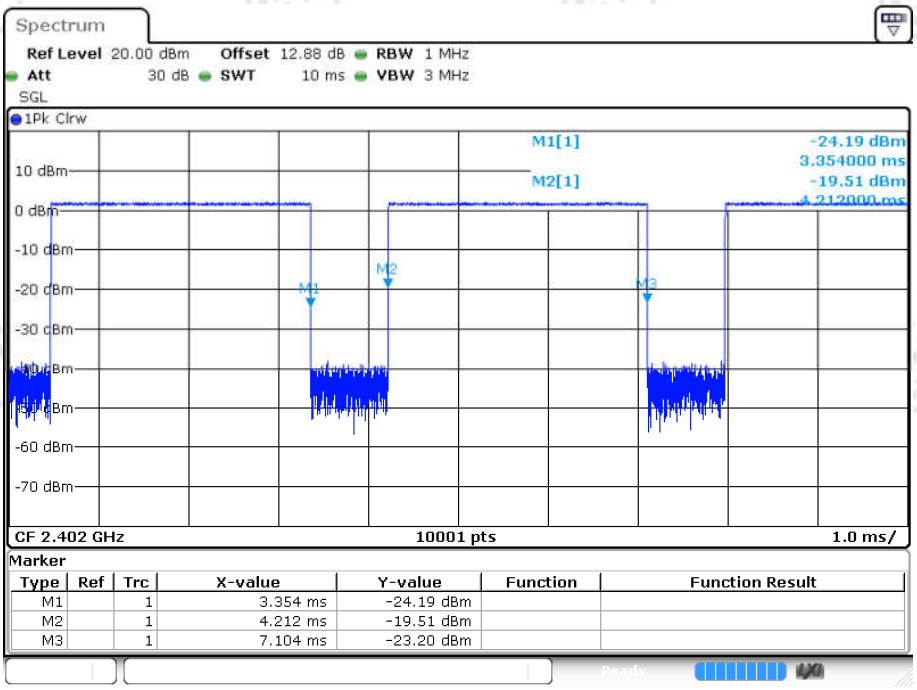

Marker

Type	Ref	Trc	X-value	Y-value	Function	Function Result
M1		1	3.354 ms	-24.19 dBm		
M2		1	4.212 ms	-19.51 dBm		
M3		1	7.104 ms	-23.20 dBm		

Date: 8.MAR.2023 09:04:34

Duty Cycle NVNT 1-DH5 2441MHz Ant1

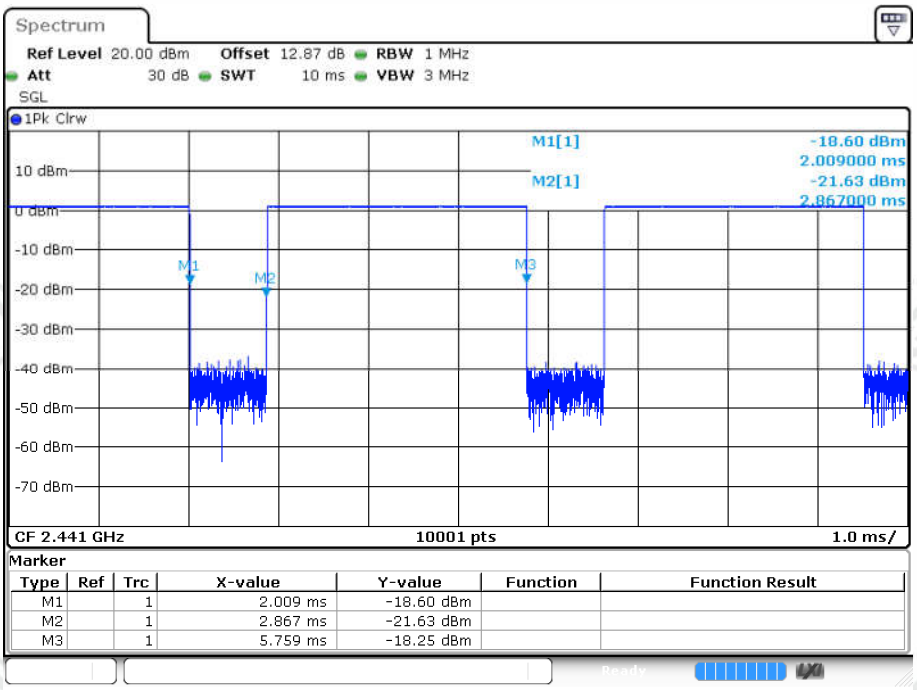

Marker

Type	Ref	Trc	X-value	Y-value	Function	Function Result
M1		1	2.009 ms	-18.60 dBm		
M2		1	2.867 ms	-21.63 dBm		
M3		1	5.759 ms	-18.25 dBm		

Date: 8.MAR.2023 09:07:09

Duty Cycle NVNT 1-DH5 2480MHz Ant1

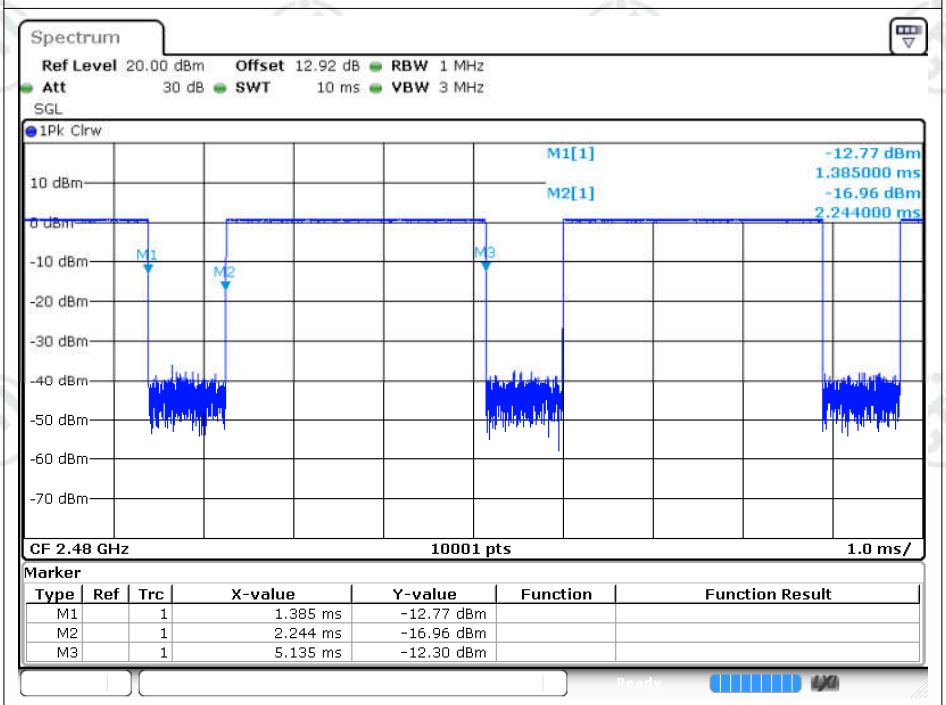

Marker

Type	Ref	Trc	X-value	Y-value	Function	Function Result
M1		1	1.385 ms	-12.77 dBm		
M2		1	2.244 ms	-16.96 dBm		
M3		1	5.135 ms	-12.30 dBm		

Date: 8.MAR.2023 09:09:19

Duty Cycle NVNT 2-DH5 2402MHz Ant1

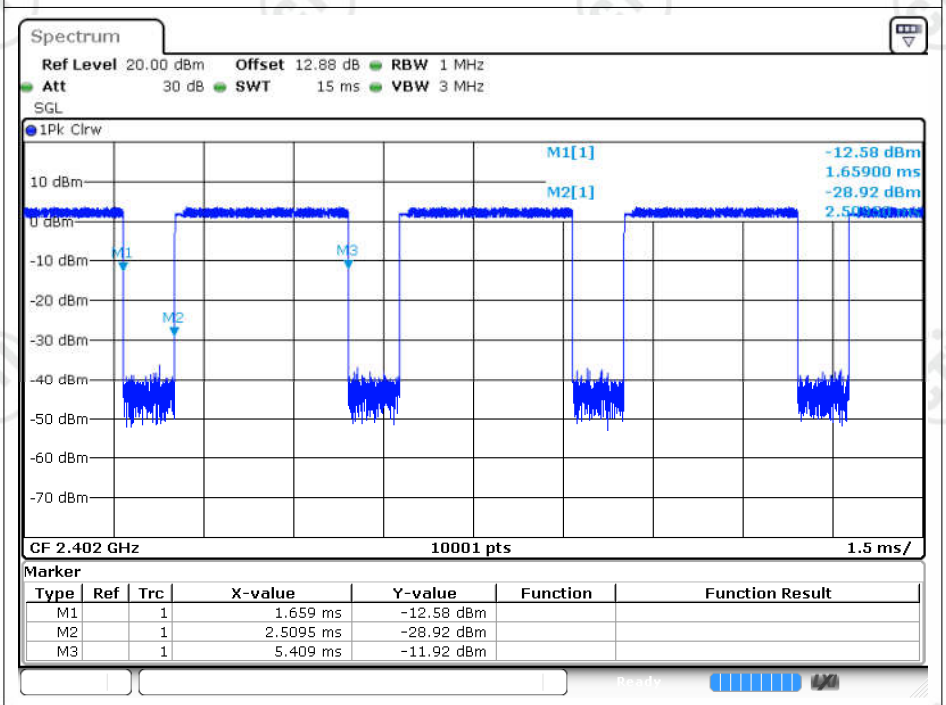

Marker

Type	Ref	Trc	X-value	Y-value	Function	Function Result
M1		1	1.659 ms	-12.58 dBm		
M2		1	2.5095 ms	-28.92 dBm		
M3		1	5.409 ms	-11.92 dBm		

Date: 8.MAR.2023 09:11:53

Duty Cycle NVNT 2-DH5 2441MHz Ant1

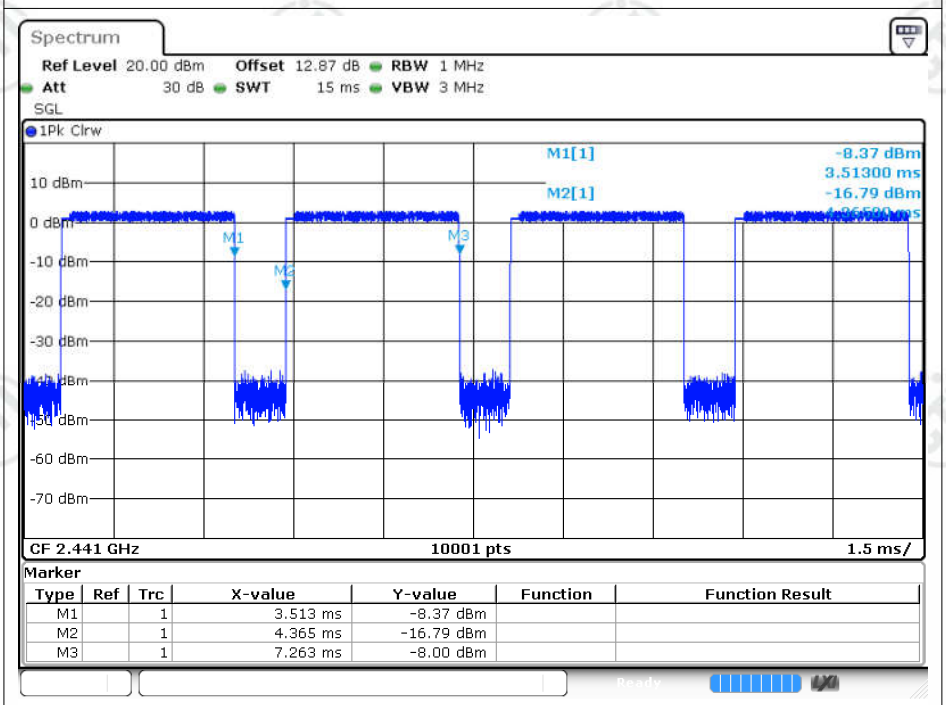

Date: 8.MAR.2023 09:17:32

Duty Cycle NVNT 2-DH5 2480MHz Ant1

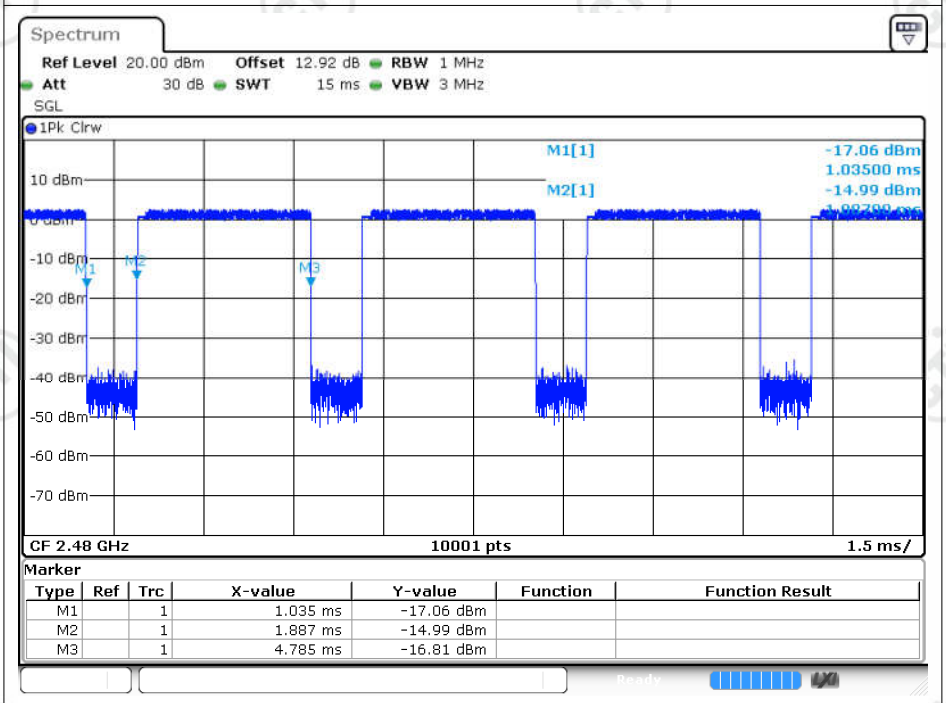

Date: 8.MAR.2023 09:24:20

Duty Cycle NVNT 3-DH5 2402MHz Ant1

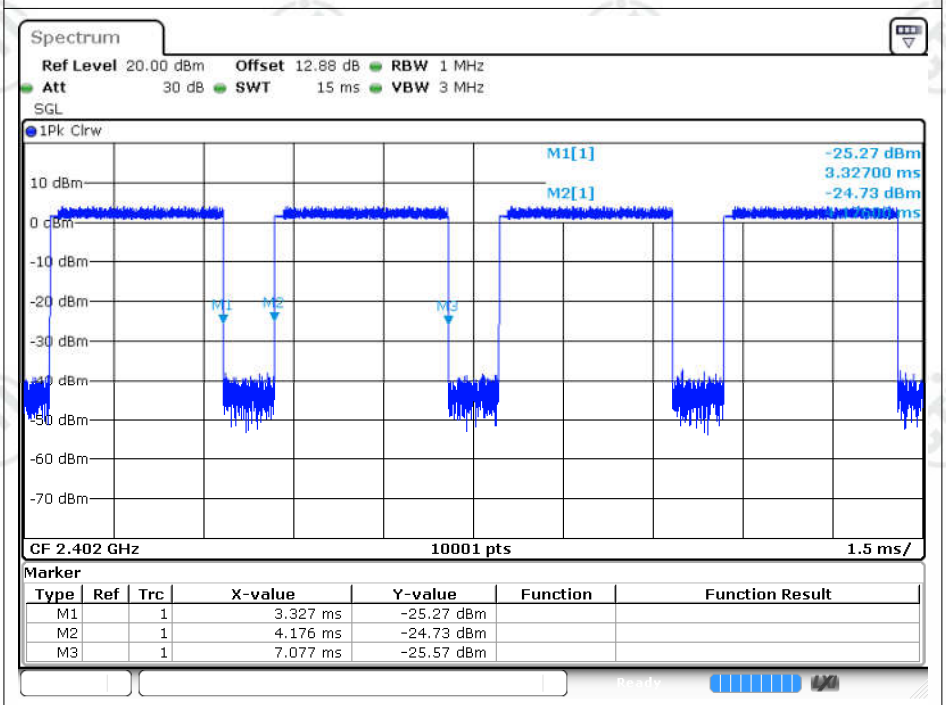

Date: 8.MAR.2023 09:29:47

Duty Cycle NVNT 3-DH5 2441MHz Ant1

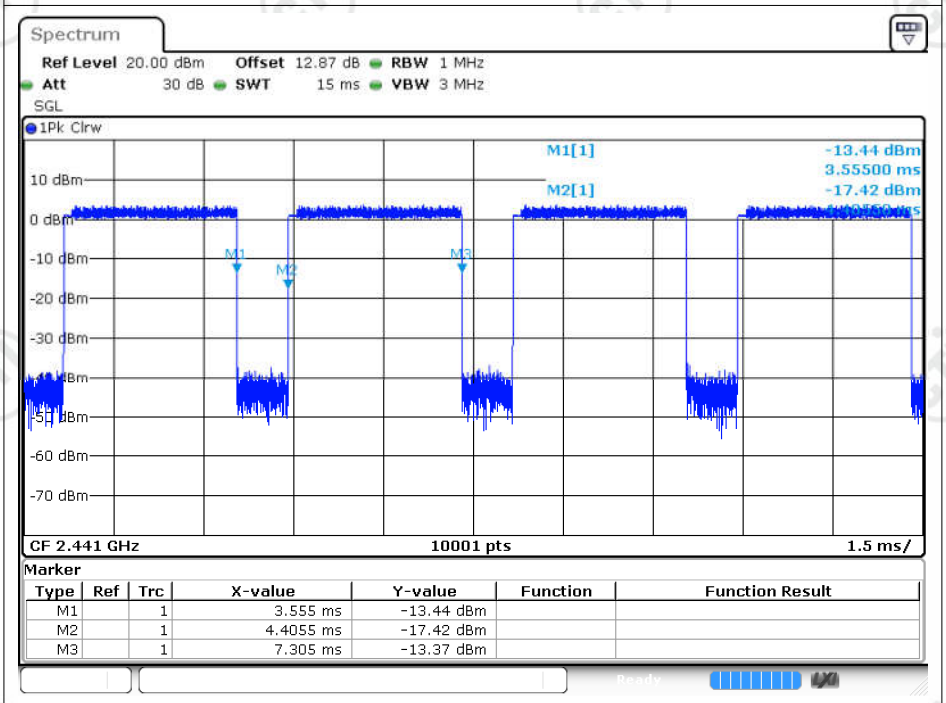

Date: 8.MAR.2023 09:31:09

Duty Cycle NVNT 3-DH5 2480MHz Ant1

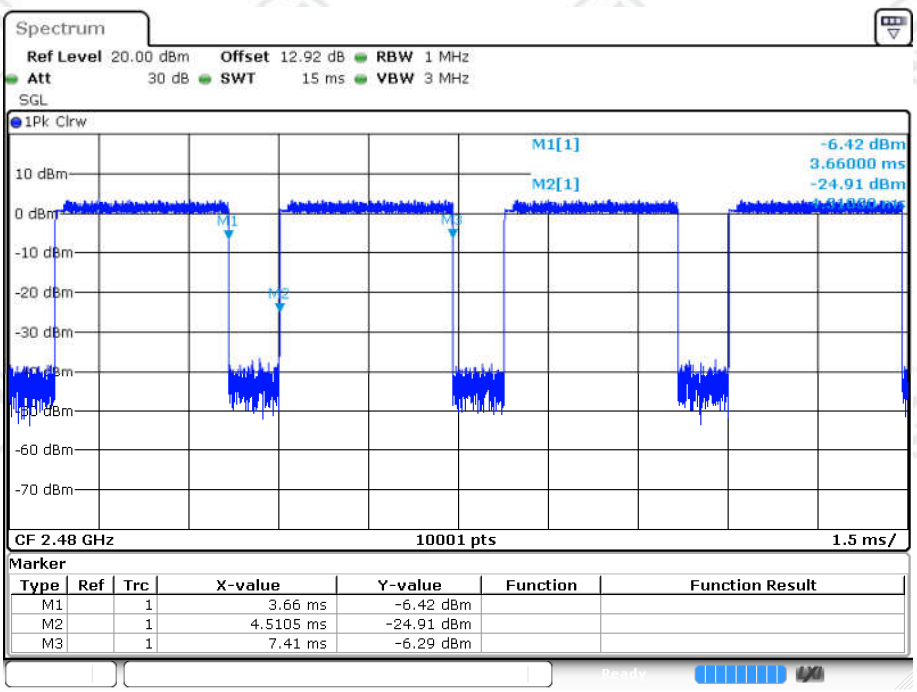

Marker

Type	Ref	Trc	X-value	Y-value	Function	Function Result
M1		1	3.66 ms	-6.42 dBm		
M2		1	4.5105 ms	-24.91 dBm		
M3		1	7.41 ms	-6.29 dBm		

Date: 8.MAR.2023 09:32:40

Maximum Peak Conducted Output Power

Condition	Mode	Frequency (MHz)	Antenna	Conducted Power (dBm)	Limit (dBm)	Verdict
NVNT	1-DH5	2402	Ant1	1.89	21	Pass
NVNT	1-DH5	2441	Ant1	1.21	21	Pass
NVNT	1-DH5	2480	Ant1	0.88	21	Pass
NVNT	2-DH5	2402	Ant1	3.95	21	Pass
NVNT	2-DH5	2441	Ant1	3.34	21	Pass
NVNT	2-DH5	2480	Ant1	3.04	21	Pass
NVNT	3-DH5	2402	Ant1	4.49	21	Pass
NVNT	3-DH5	2441	Ant1	3.93	21	Pass
NVNT	3-DH5	2480	Ant1	3.7	21	Pass

Test Graphs

Peak Power NVNT 1-DH5 2402MHz Ant1

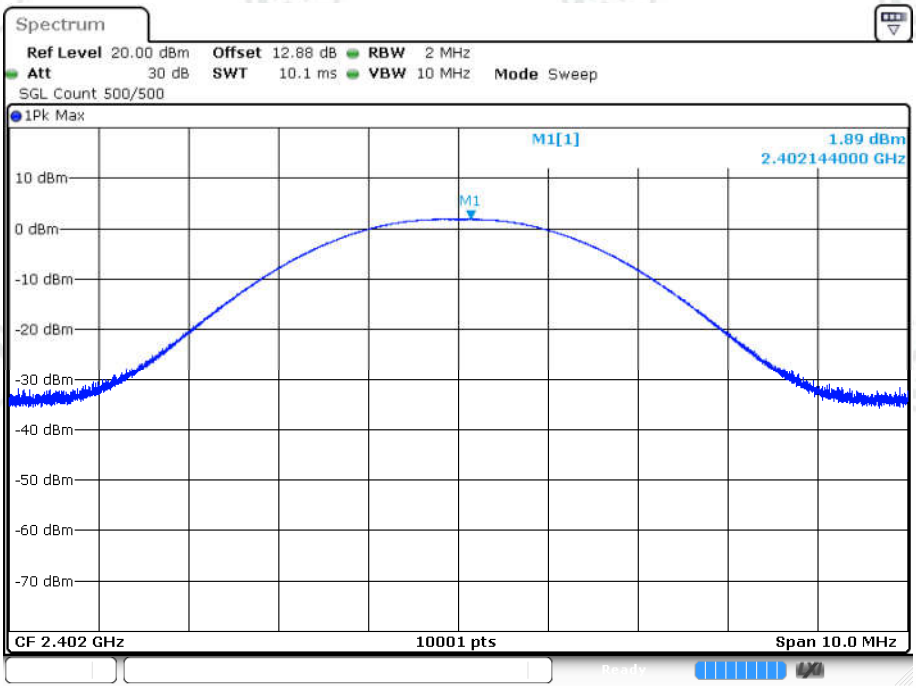

Date: 8.MAR.2023 09:04:44

Peak Power NVNT 1-DH5 2441MHz Ant1

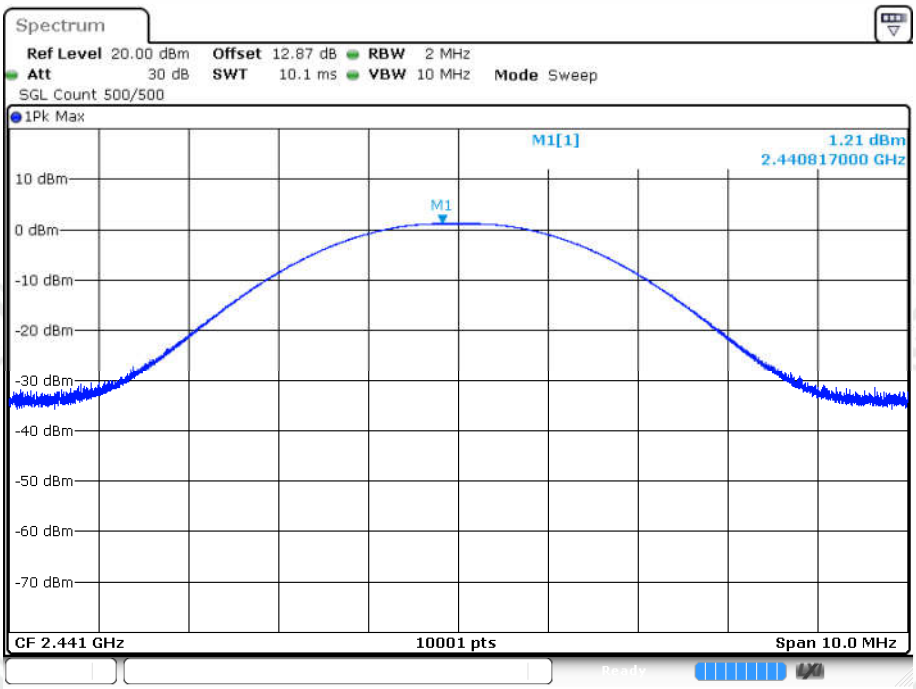

Date: 8.MAR.2023 09:07:19

Peak Power NVNT 1-DH5 2480MHz Ant1

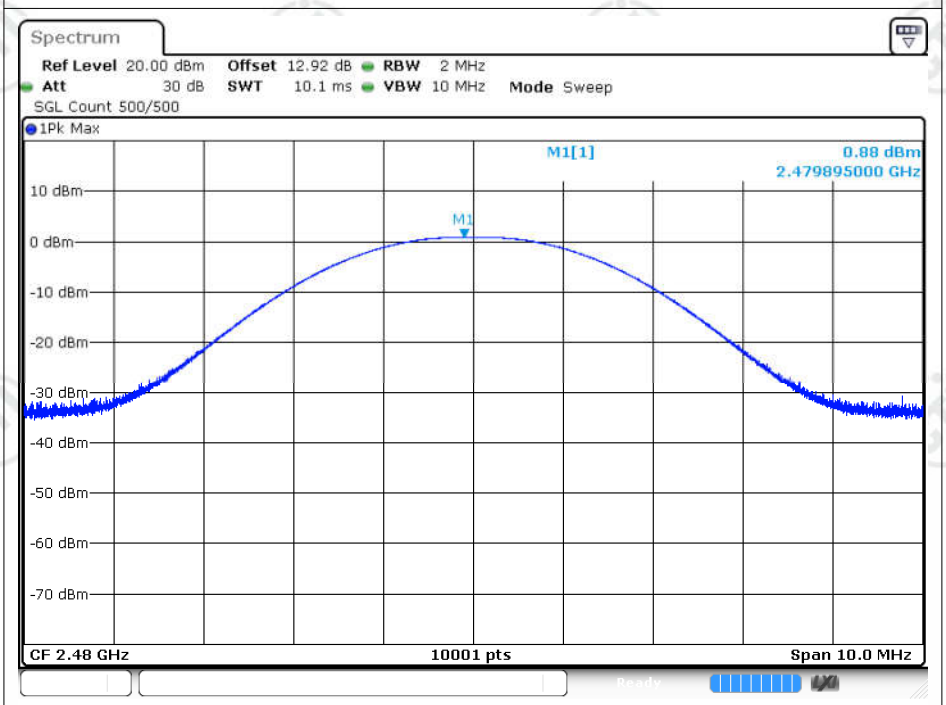

Date: 8.MAR.2023 09:09:30

Peak Power NVNT 2-DH5 2402MHz Ant1

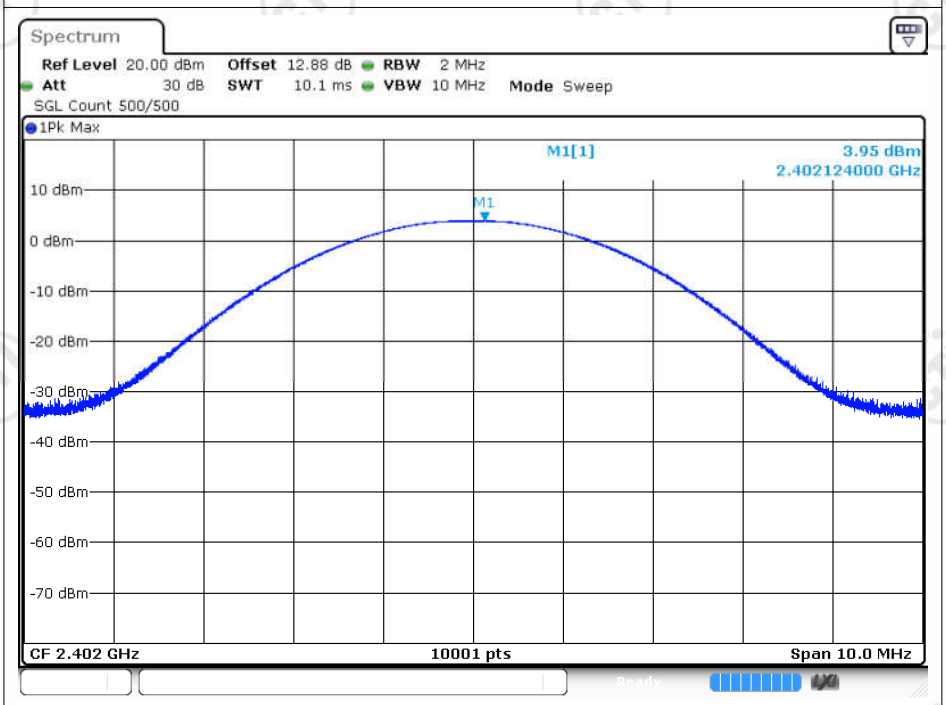

Date: 8.MAR.2023 09:12:03

Peak Power NVNT 2-DH5 2441MHz Ant1

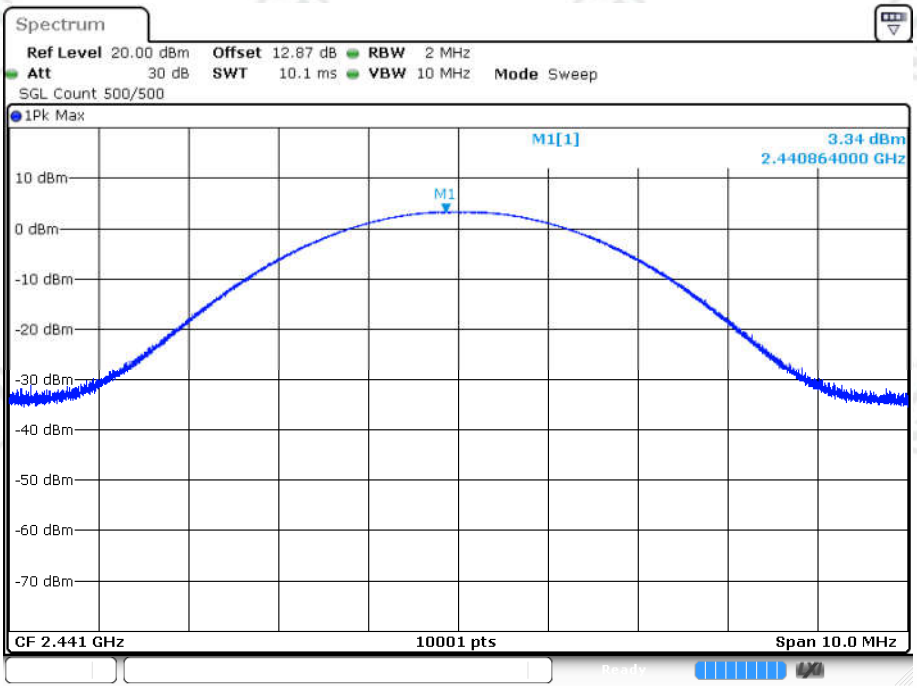

Date: 8.MAR.2023 09:17:42

Peak Power NVNT 2-DH5 2480MHz Ant1

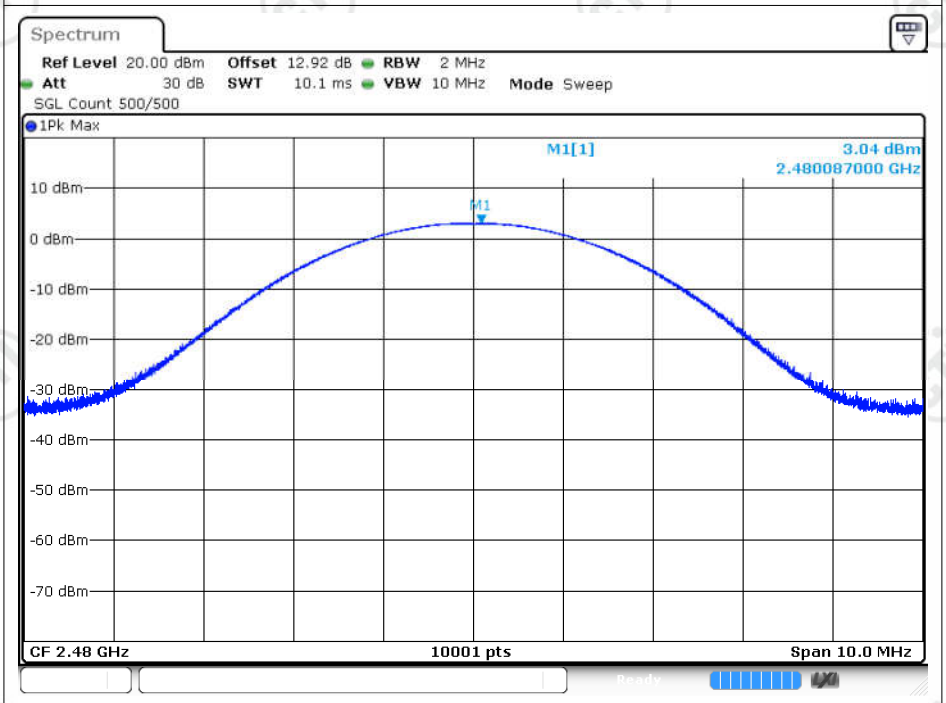

Date: 8.MAR.2023 09:24:30

Peak Power NVNT 3-DH5 2402MHz Ant1

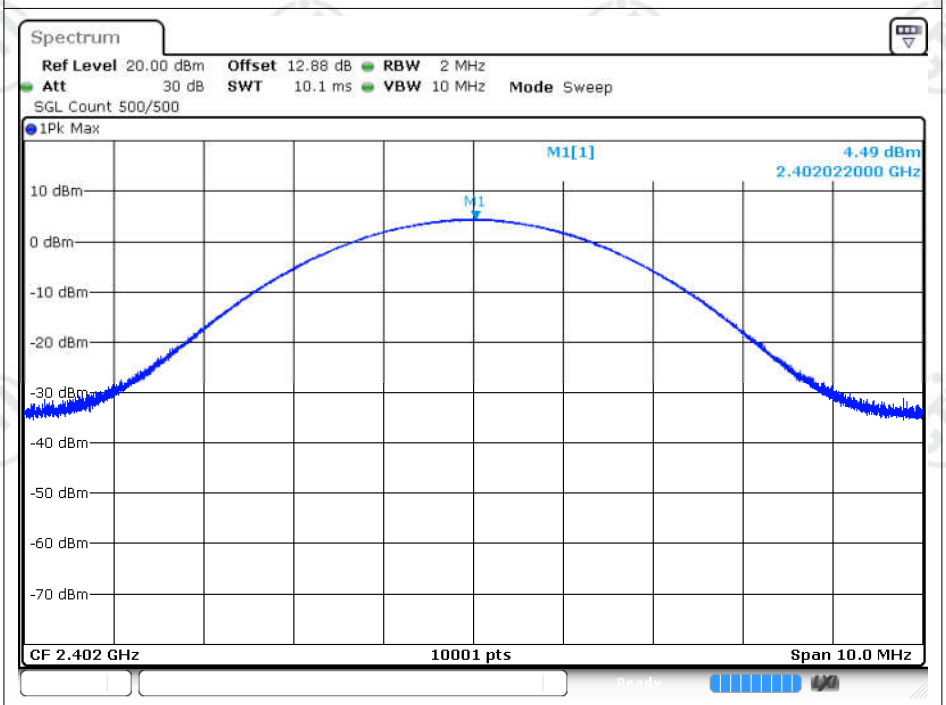

Date: 8.MAR.2023 09:29:57

Peak Power NVNT 3-DH5 2441MHz Ant1

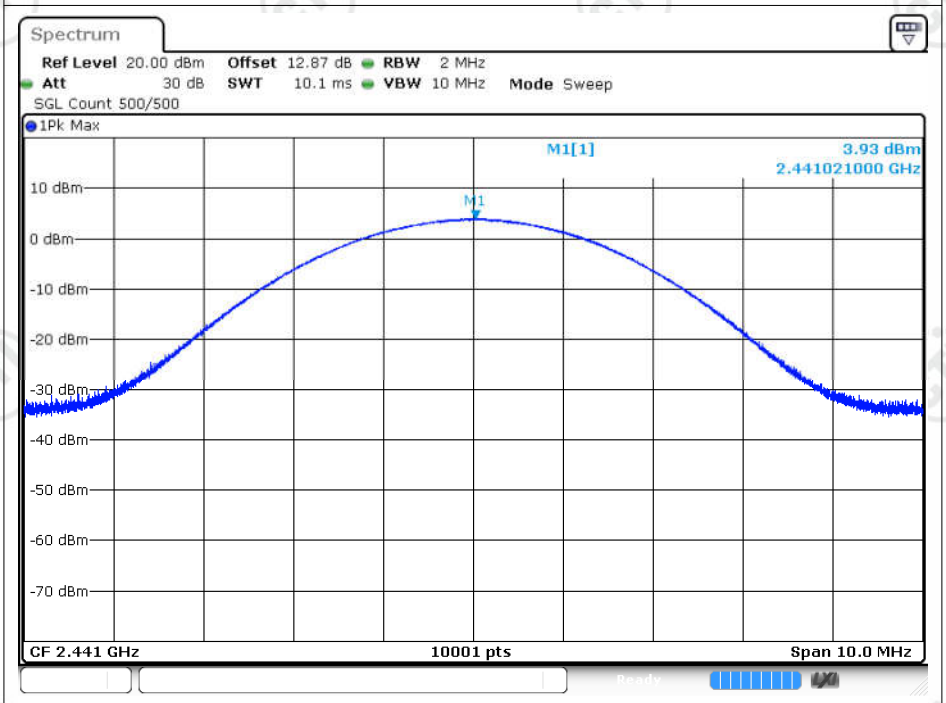

Date: 8.MAR.2023 09:31:19

Peak Power NVNT 3-DH5 2480MHz Ant1

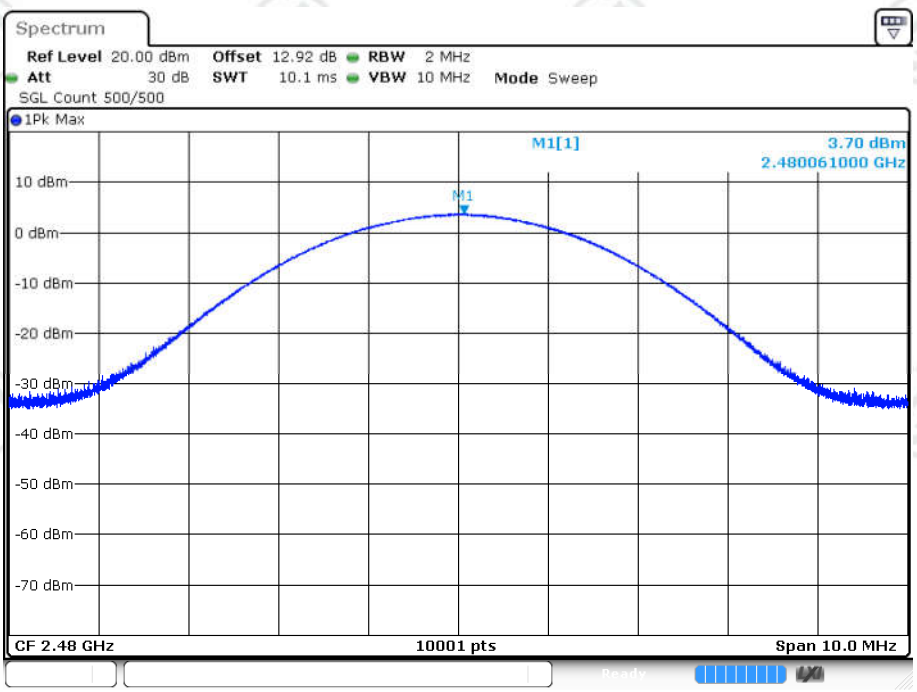

Date: 8.MAR.2023 09:32:50

-20dB Bandwidth

Condition	Mode	Frequency (MHz)	Antenna	-20 dB Bandwidth (MHz)	Limit -20 dB Bandwidth (MHz)	Verdict
NVNT	1-DH5	2402	Ant1	0.954	0	Pass
NVNT	1-DH5	2441	Ant1	0.954	0	Pass
NVNT	1-DH5	2480	Ant1	0.953	0	Pass
NVNT	2-DH5	2402	Ant1	1.334	0	Pass
NVNT	2-DH5	2441	Ant1	1.335	0	Pass
NVNT	2-DH5	2480	Ant1	1.336	0	Pass
NVNT	3-DH5	2402	Ant1	1.316	0	Pass
NVNT	3-DH5	2441	Ant1	1.32	0	Pass
NVNT	3-DH5	2480	Ant1	1.313	0	Pass

Test Graphs

-20dB Bandwidth NVNT 1-DH5 2402MHz Ant1

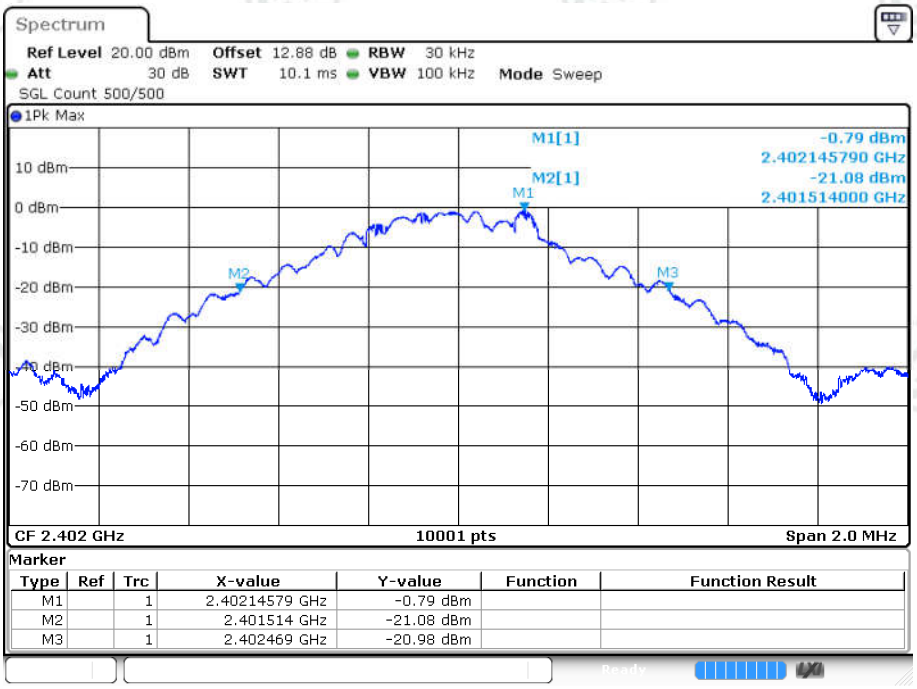

Date: 8.MAR.2023 09:05:06

-20dB Bandwidth NVNT 1-DH5 2441MHz Ant1

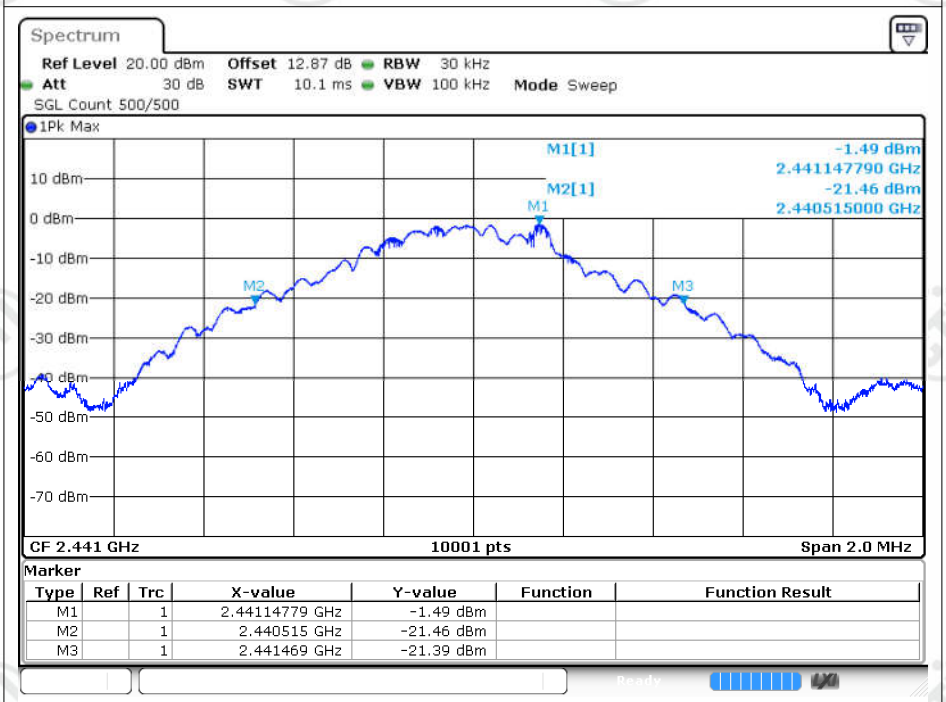

Date: 8.MAR.2023 09:07:42

-20dB Bandwidth NVNT 1-DH5 2480MHz Ant1

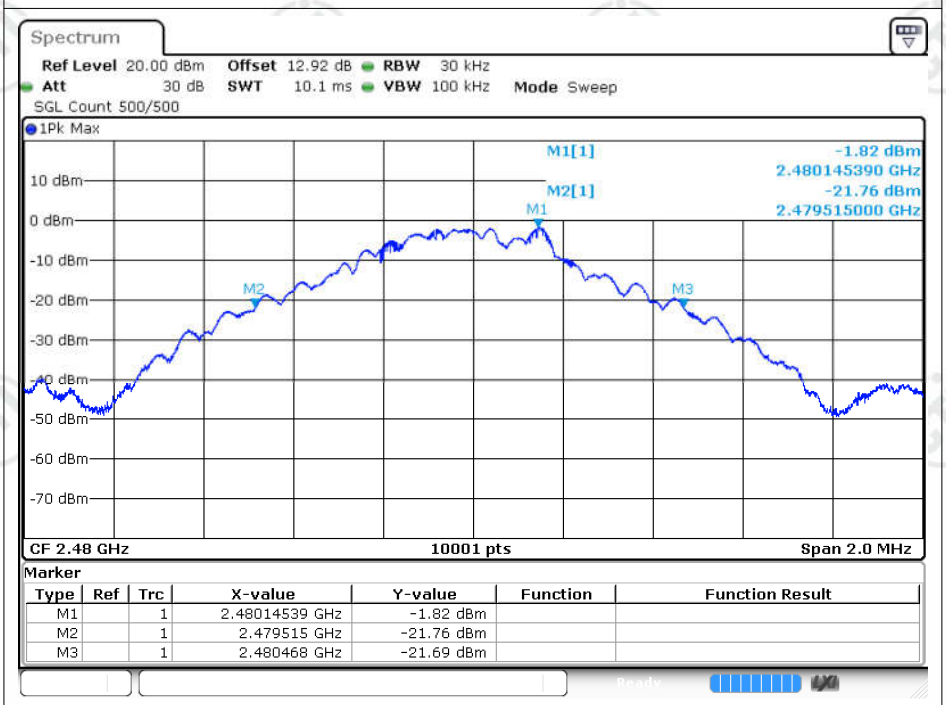

Marker

Type	Ref	Trc	X-value	Y-value	Function	Function Result
M1		1	2.48014539 GHz	-1.82 dBm		
M2		1	2.479515 GHz	-21.76 dBm		
M3		1	2.480468 GHz	-21.69 dBm		

Date: 8.MAR.2023 09:09:52

-20dB Bandwidth NVNT 2-DH5 2402MHz Ant1

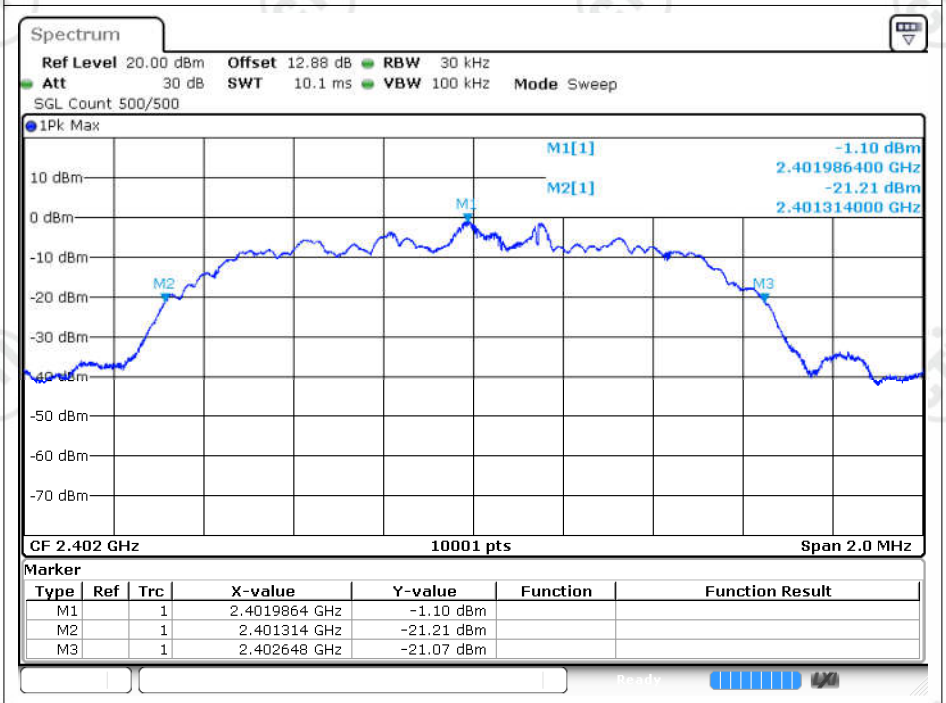

Marker

Type	Ref	Trc	X-value	Y-value	Function	Function Result
M1		1	2.4019864 GHz	-1.10 dBm		
M2		1	2.401314 GHz	-21.21 dBm		
M3		1	2.402648 GHz	-21.07 dBm		

Date: 8.MAR.2023 09:12:25

-20dB Bandwidth NVNT 2-DH5 2441MHz Ant1

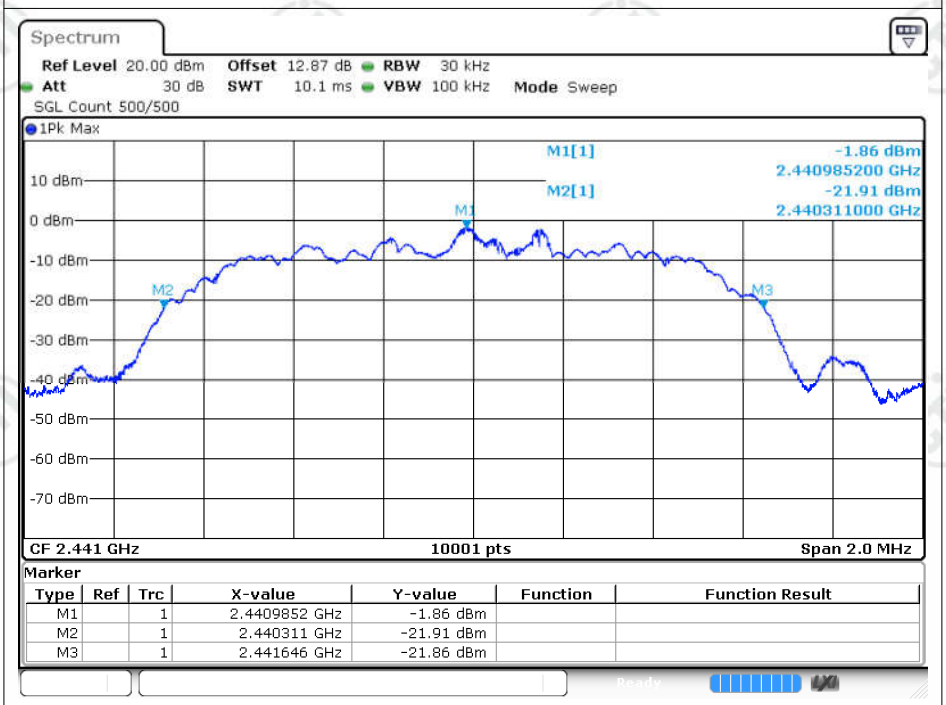

Date: 8.MAR.2023 09:18:04

-20dB Bandwidth NVNT 2-DH5 2480MHz Ant1

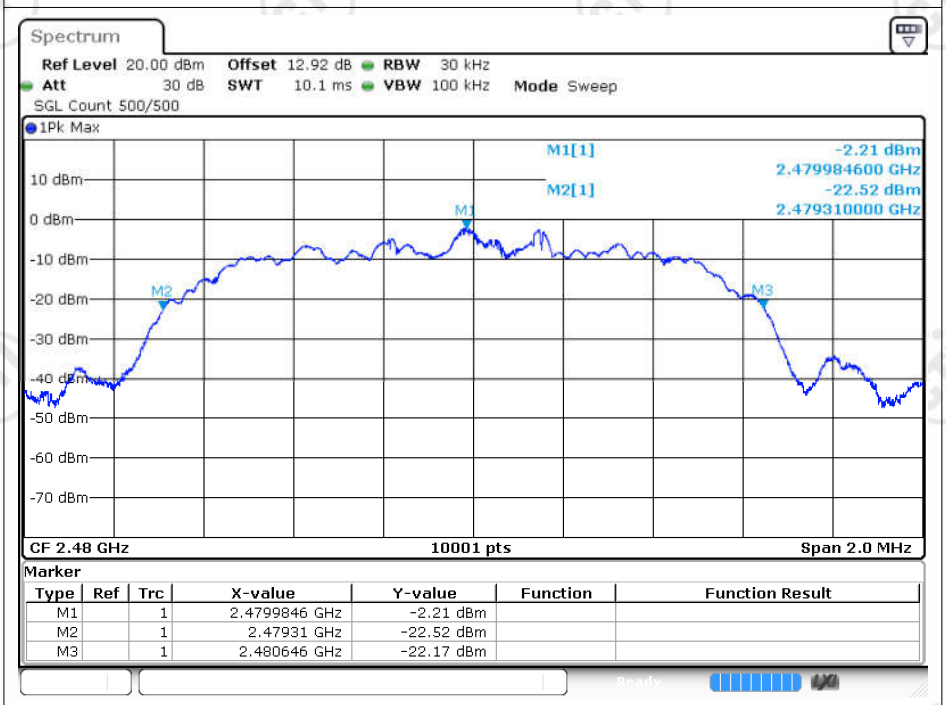

Date: 8.MAR.2023 09:24:52

-20dB Bandwidth NVNT 3-DH5 2402MHz Ant1

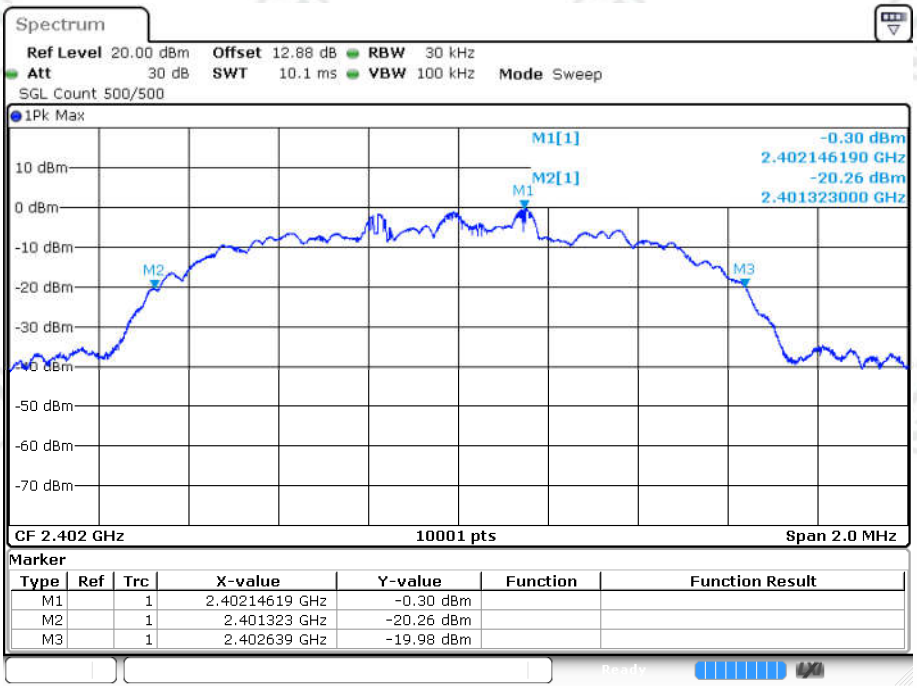

Date: 8.MAR.2023 09:30:19

-20dB Bandwidth NVNT 3-DH5 2441MHz Ant1

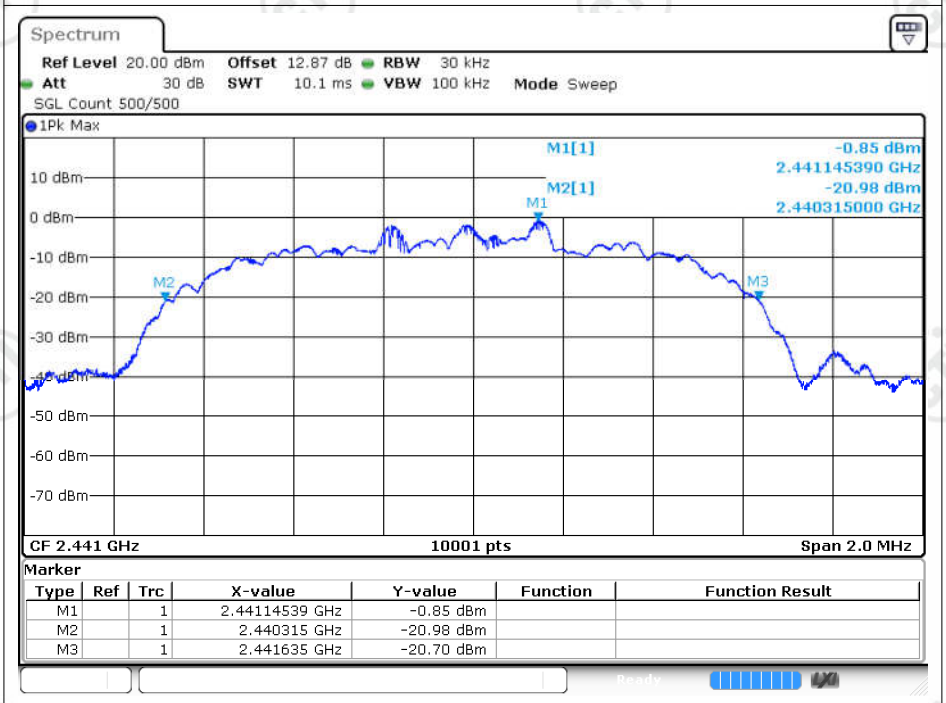

Date: 8.MAR.2023 09:31:41

-20dB Bandwidth NVNT 3-DH5 2480MHz Ant1

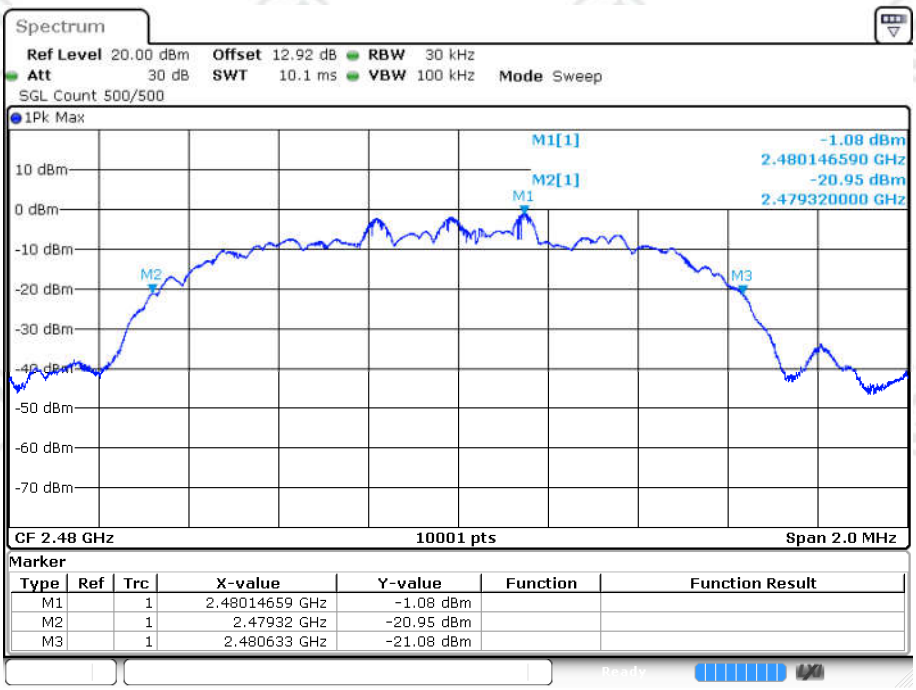

Marker

Type	Ref	Trc	X-value	Y-value	Function	Function Result
M1		1	2.48014659 GHz	-1.08 dBm		
M2		1	2.47932 GHz	-20.95 dBm		
M3		1	2.480633 GHz	-21.08 dBm		

Date: 8.MAR.2023 09:33:13

Occupied Channel Bandwidth

Condition	Mode	Frequency (MHz)	Antenna	99% OBW (MHz)
NVNT	1-DH5	2402	Ant1	0.872
NVNT	1-DH5	2441	Ant1	0.871
NVNT	1-DH5	2480	Ant1	0.871
NVNT	2-DH5	2402	Ant1	1.2
NVNT	2-DH5	2441	Ant1	1.197
NVNT	2-DH5	2480	Ant1	1.198
NVNT	3-DH5	2402	Ant1	1.2
NVNT	3-DH5	2441	Ant1	1.197
NVNT	3-DH5	2480	Ant1	1.193

Test Graphs

OBW NVNT 1-DH5 2402MHz Ant1

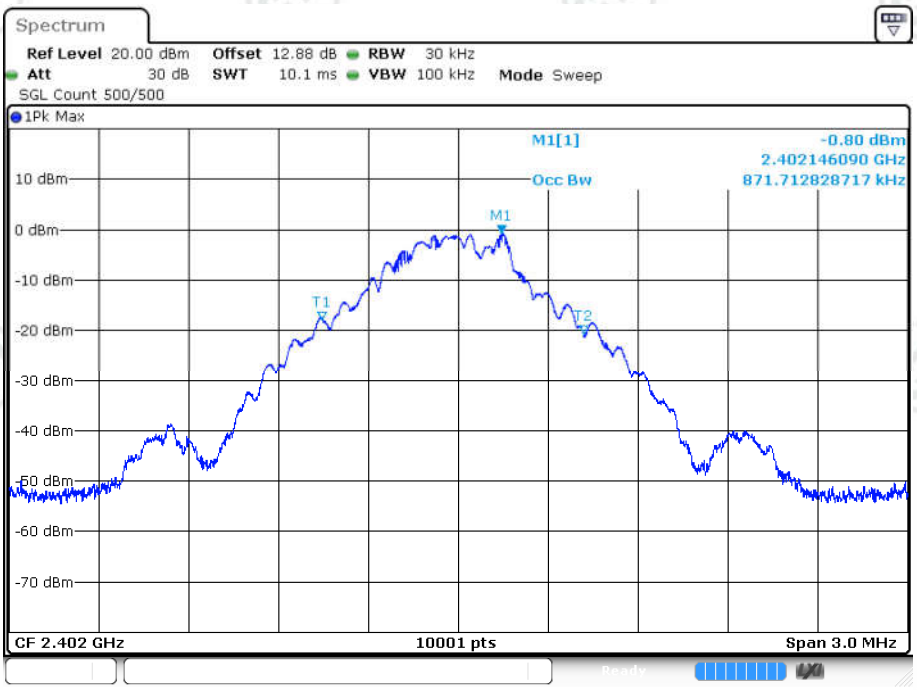

Date: 8.MAR.2023 09:04:55

OBW NVNT 1-DH5 2441MHz Ant1

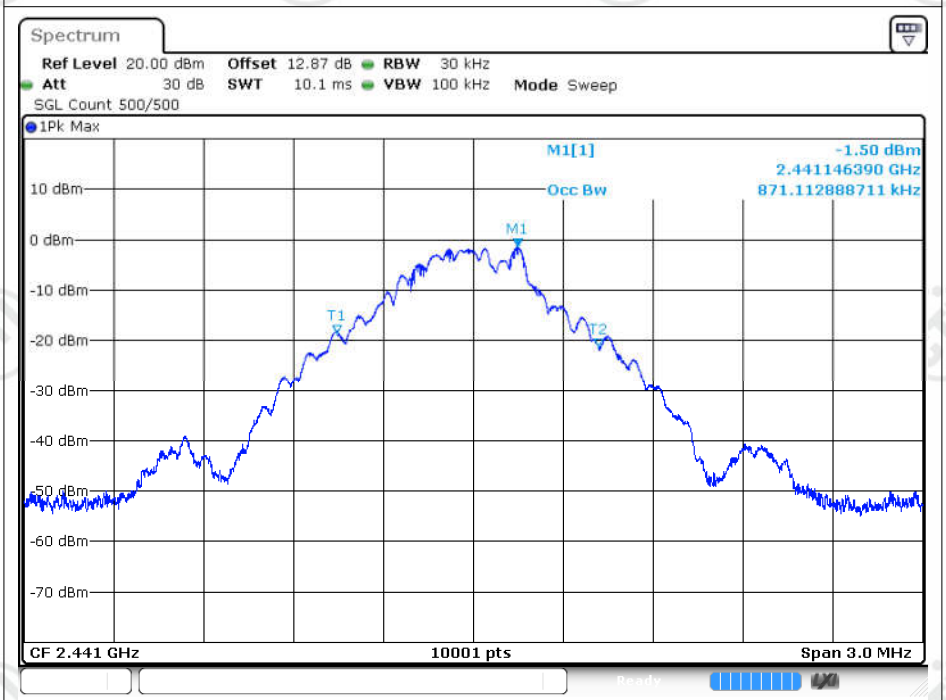

Date: 8.MAR.2023 09:07:30

OBW NVNT 1-DH5 2480MHz Ant1

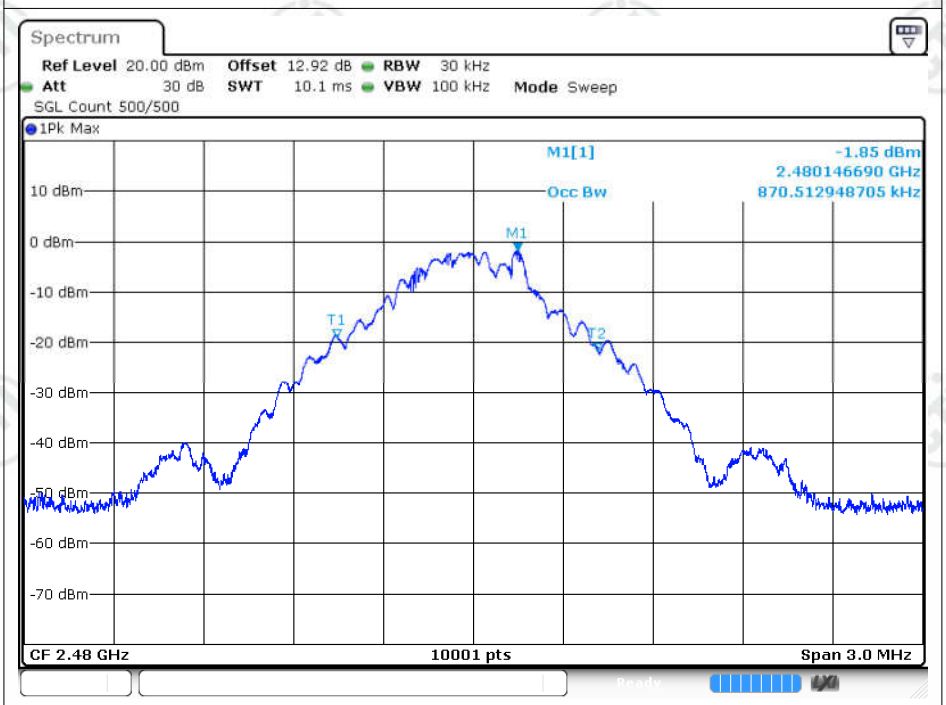

Date: 8.MAR.2023 09:09:41

OBW NVNT 2-DH5 2402MHz Ant1

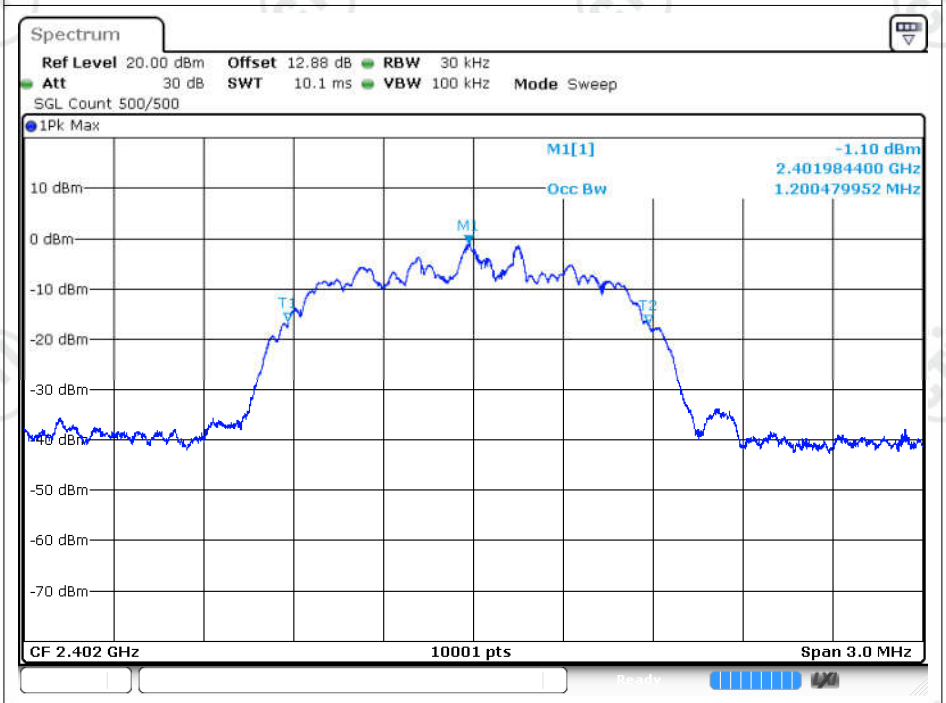

Date: 8.MAR.2023 09:12:14

OBW NVNT 2-DH5 2441MHz Ant1

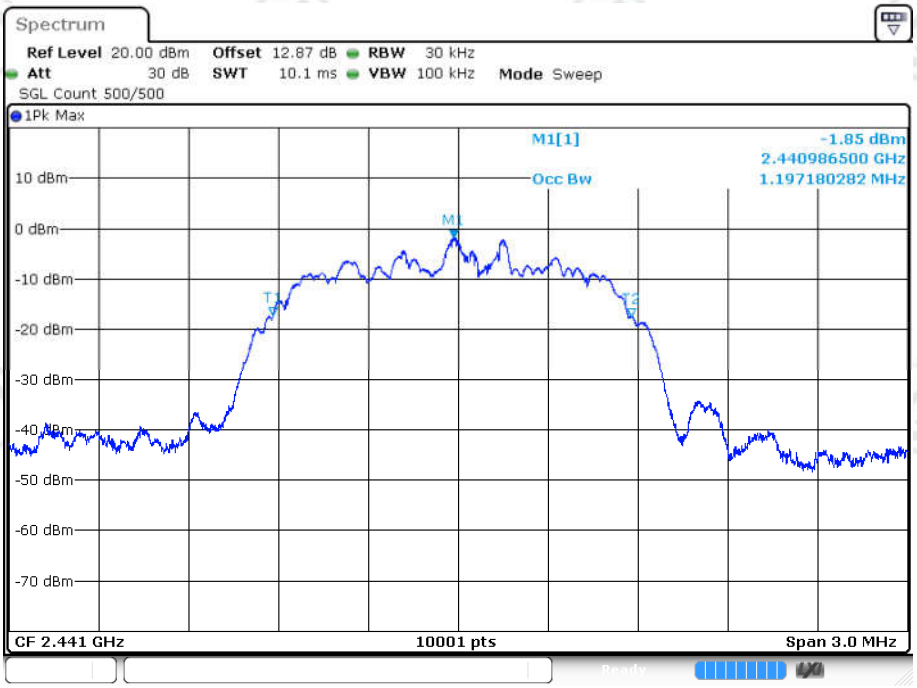

Date: 8.MAR.2023 09:17:53

OBW NVNT 2-DH5 2480MHz Ant1

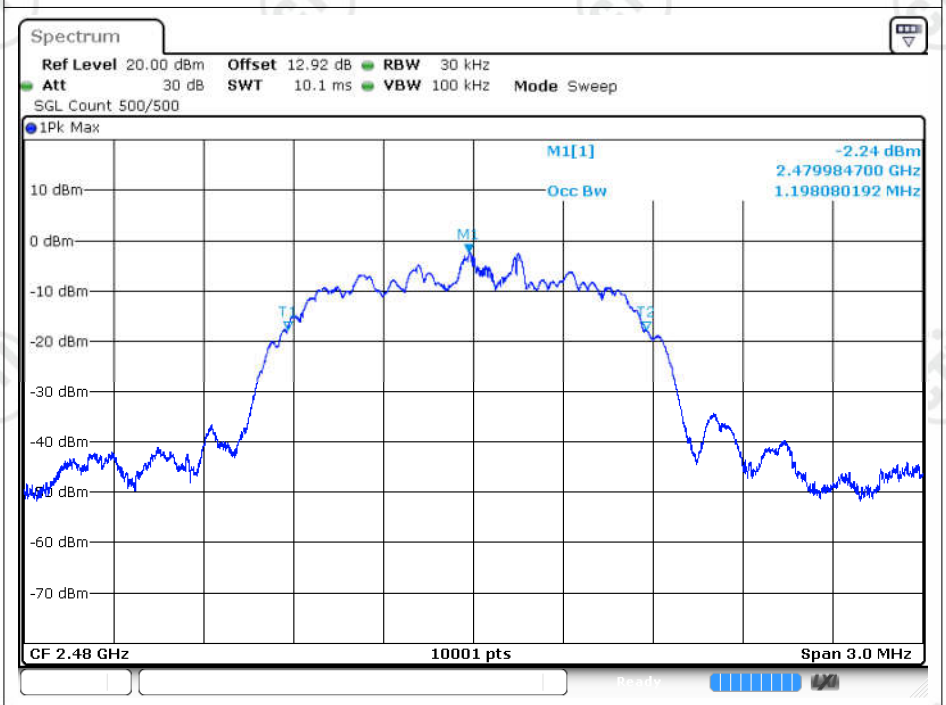

Date: 8.MAR.2023 09:24:41

OBW NVNT 3-DH5 2402MHz Ant1

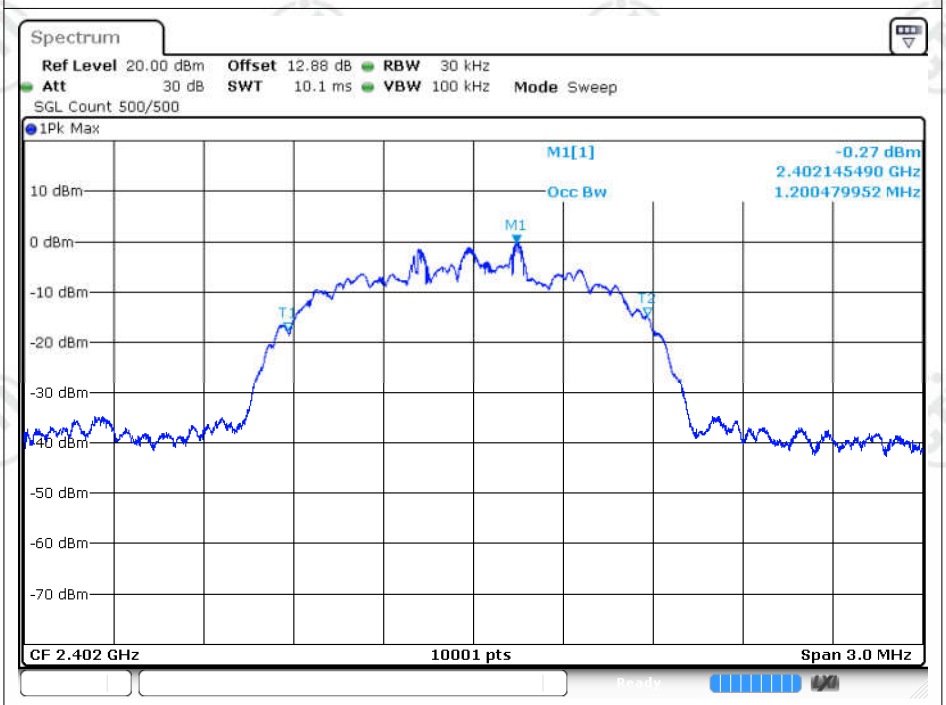

Date: 8.MAR.2023 09:30:08

OBW NVNT 3-DH5 2441MHz Ant1

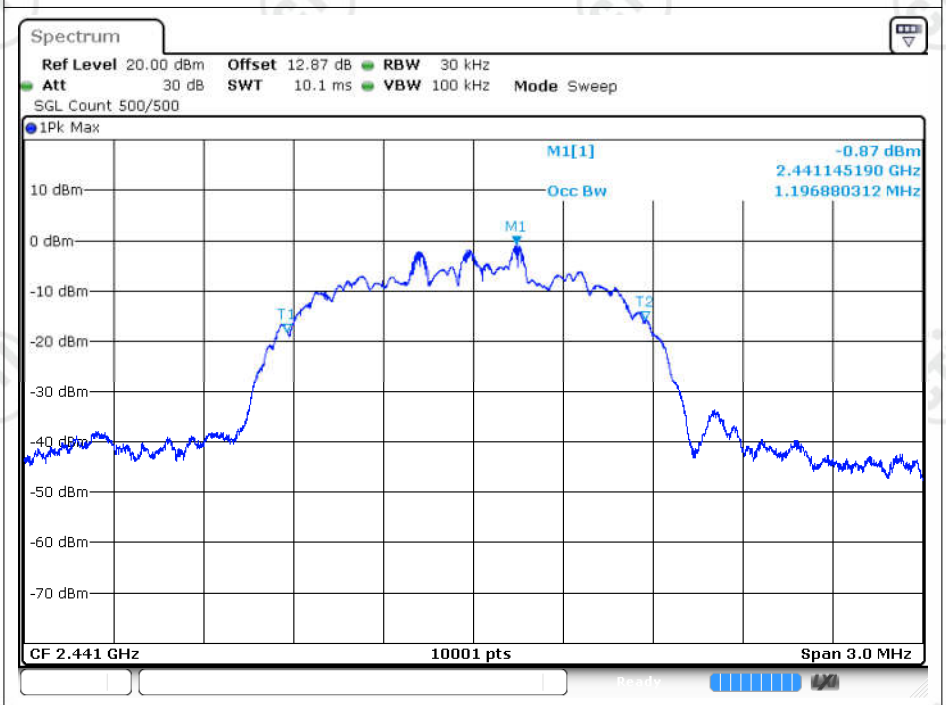

Date: 8.MAR.2023 09:31:30

OBW NVNT 3-DH5 2480MHz Ant1

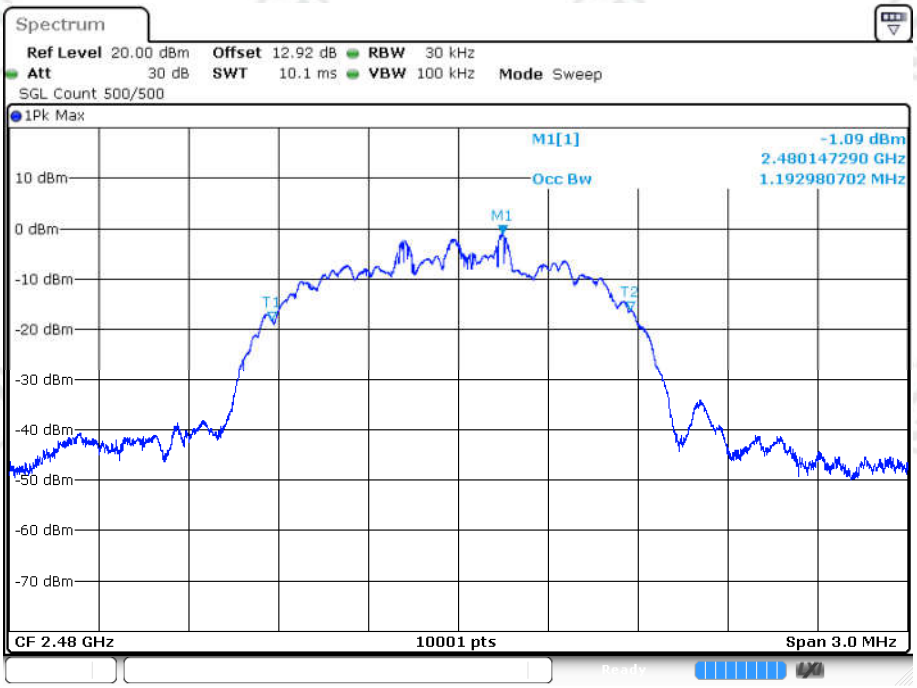

Date: 8.MAR.2023 09:33:02

Carrier Frequencies Separation

Condition	Mode	Antenna	Hopping Freq1 (MHz)	Hopping Freq2 (MHz)	HFS (MHz)	Limit (MHz)	Verdict
NVNT	1-DH5	Ant1	2401.958	2402.914	0.956	0.636	Pass
NVNT	1-DH5	Ant1	2440.992	2441.96	0.968	0.636	Pass
NVNT	1-DH5	Ant1	2478.96	2480.038	1.078	0.635	Pass
NVNT	2-DH5	Ant1	2401.988	2402.99	1.002	0.889	Pass
NVNT	2-DH5	Ant1	2440.968	2442.148	1.18	0.89	Pass
NVNT	2-DH5	Ant1	2478.816	2479.798	0.982	0.891	Pass
NVNT	3-DH5	Ant1	2402.146	2403.088	0.942	0.877	Pass
NVNT	3-DH5	Ant1	2441.082	2442.162	1.08	0.88	Pass
NVNT	3-DH5	Ant1	2479.106	2480.092	0.986	0.875	Pass

Test Graphs

CFS NVNT 1-DH5 2402MHz Ant1

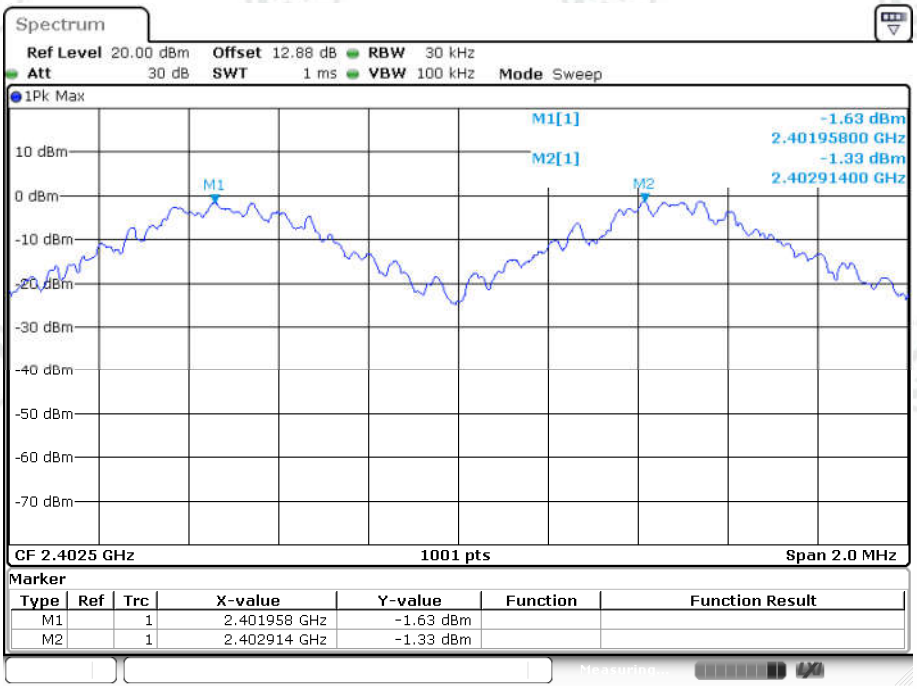

Date: 8.MAR.2023 09:34:21

CFS NVNT 1-DH5 2441MHz Ant1

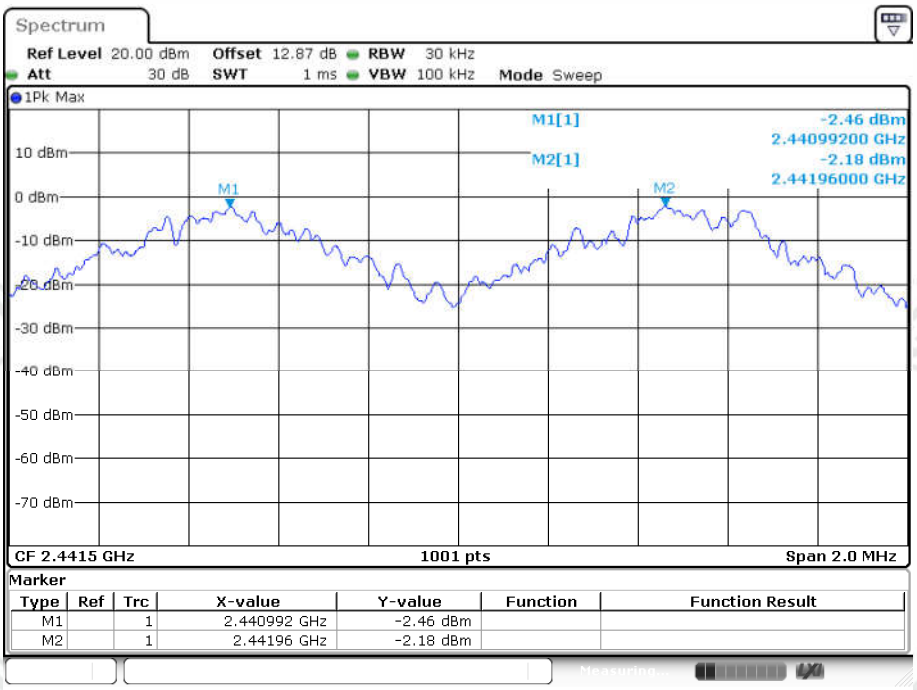

Date: 8.MAR.2023 09:35:22

CFS NVNT 1-DH5 2480MHz Ant1

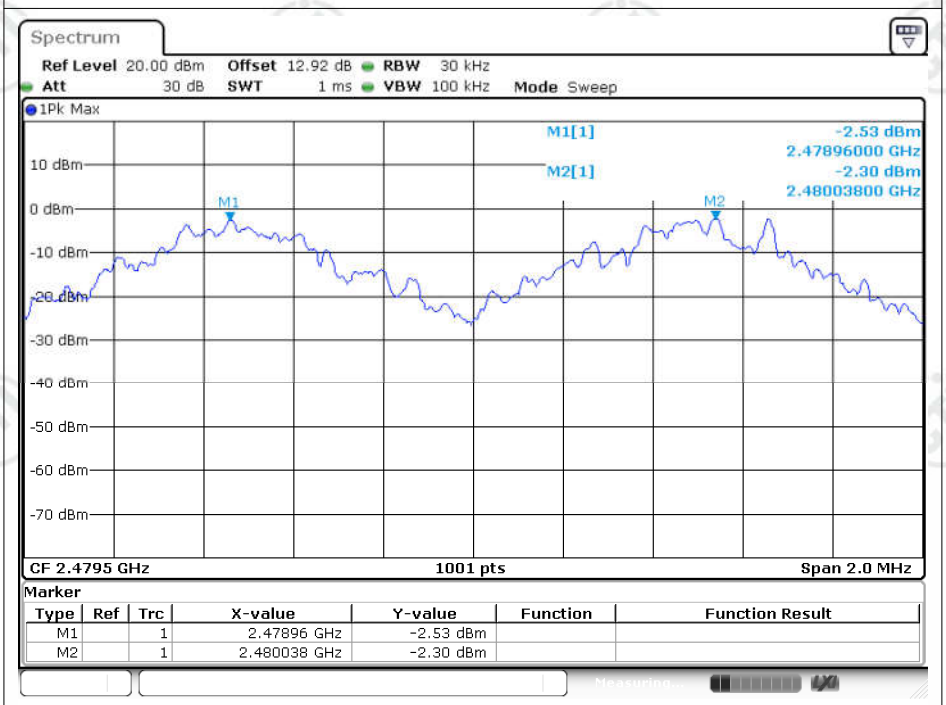

Date: 8.MAR.2023 09:38:09

CFS NVNT 2-DH5 2402MHz Ant1

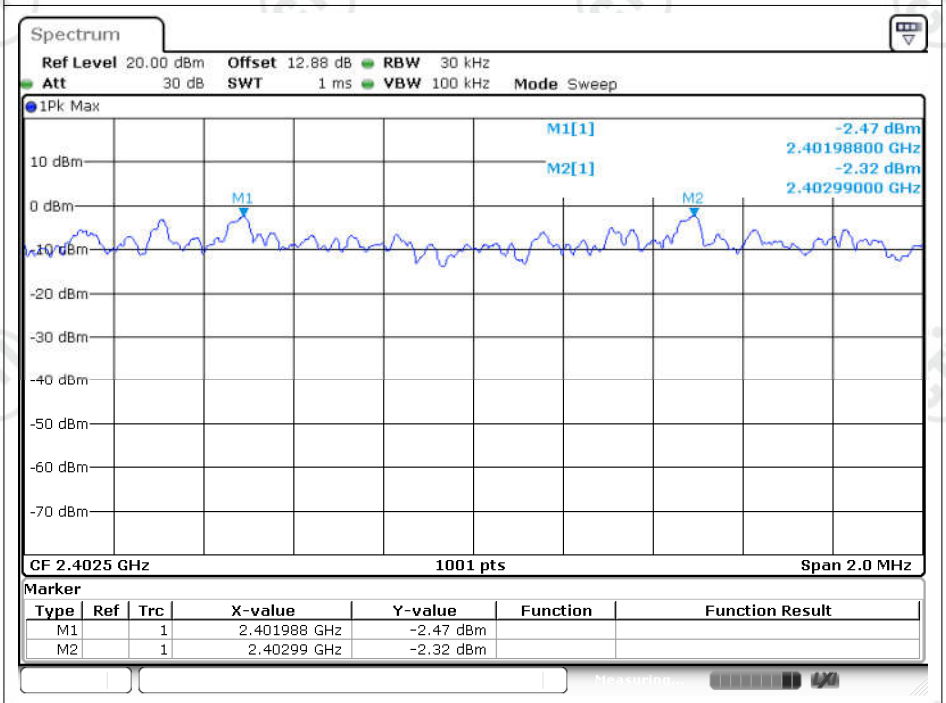

Date: 8.MAR.2023 09:39:27

CFS NVNT 2-DH5 2441MHz Ant1

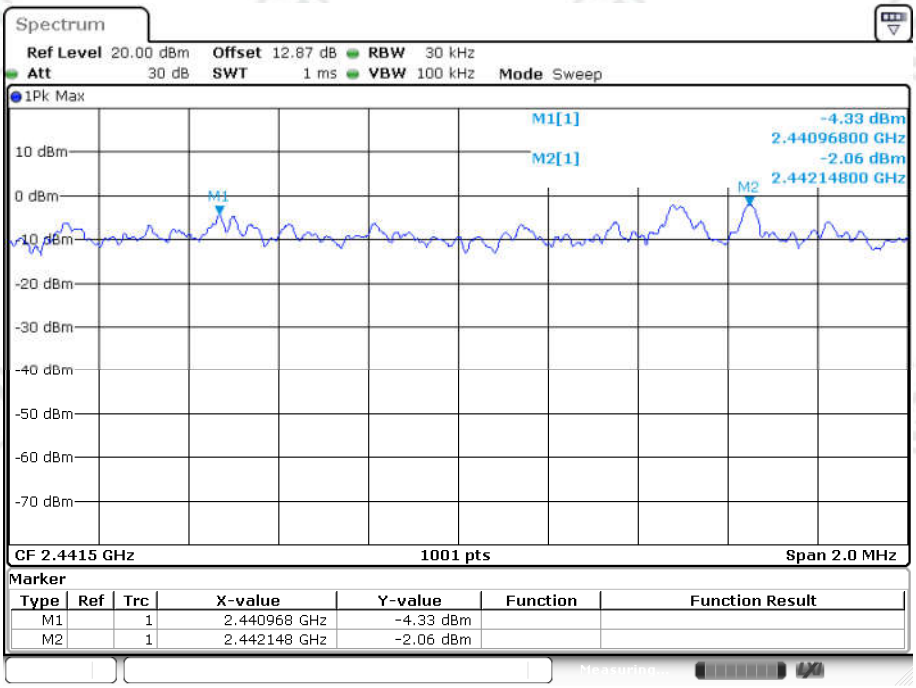

Date: 8.MAR.2023 09:40:16

CFS NVNT 2-DH5 2480MHz Ant1

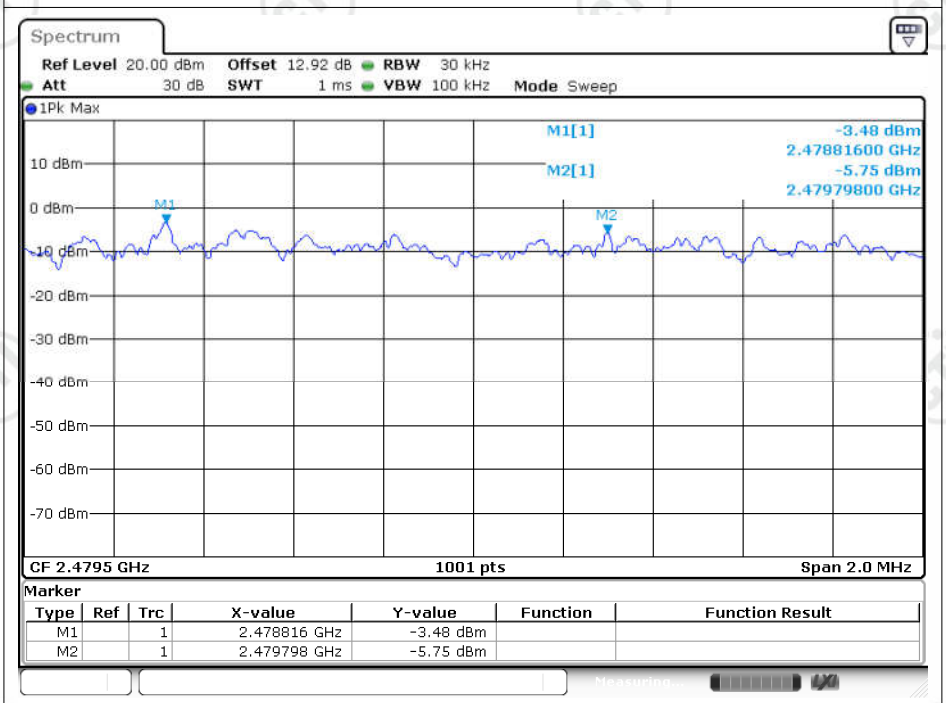

Date: 8.MAR.2023 09:43:25

CFS NVNT 3-DH5 2402MHz Ant1

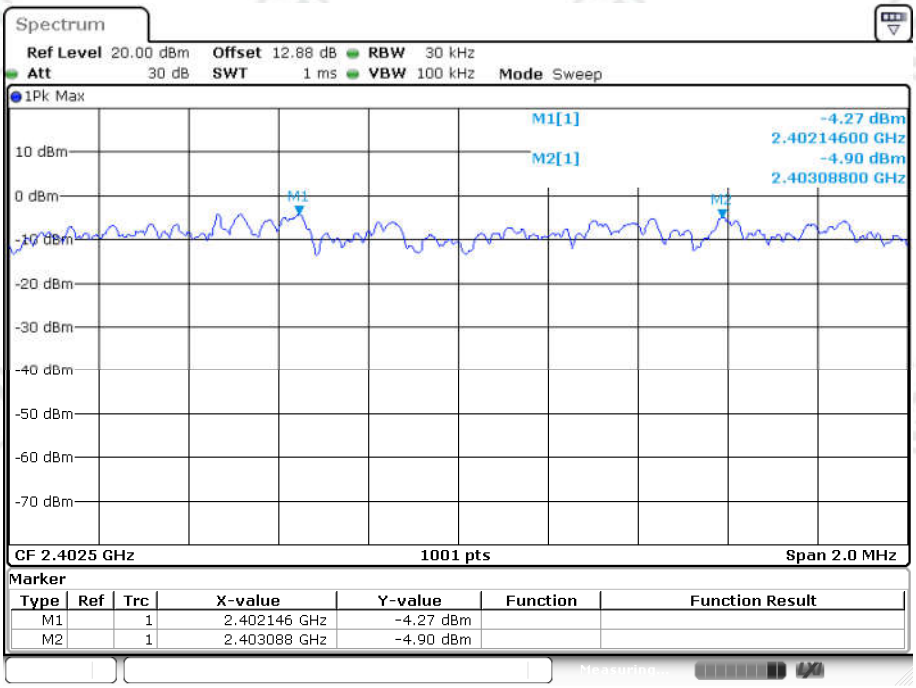

Date: 8.MAR.2023 09:45:06

CFS NVNT 3-DH5 2441MHz Ant1

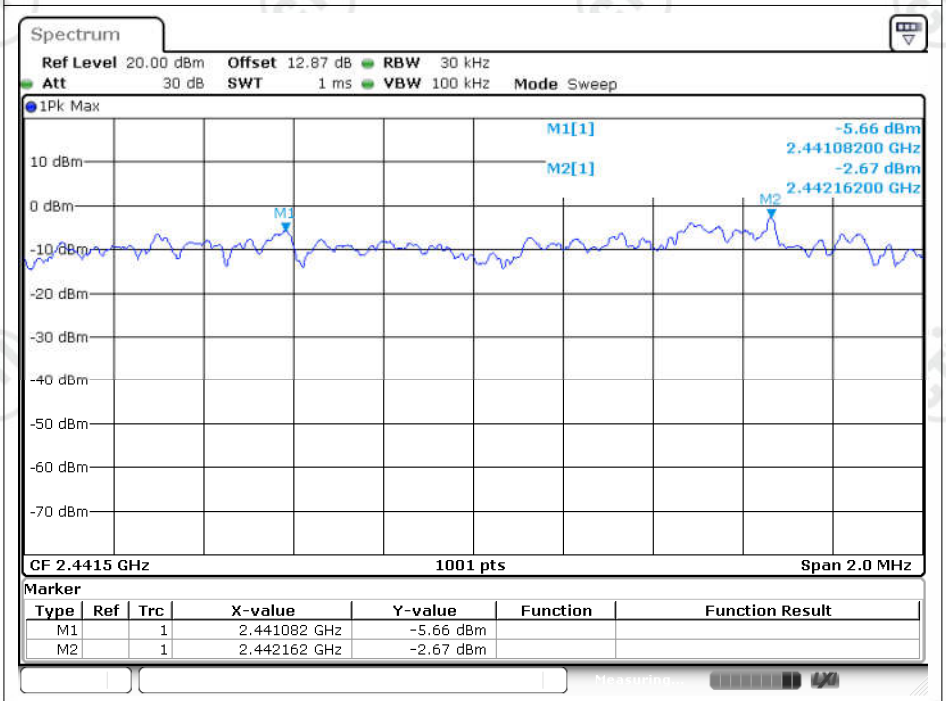

Date: 8.MAR.2023 09:46:49

CFS NVNT 3-DH5 2480MHz Ant1

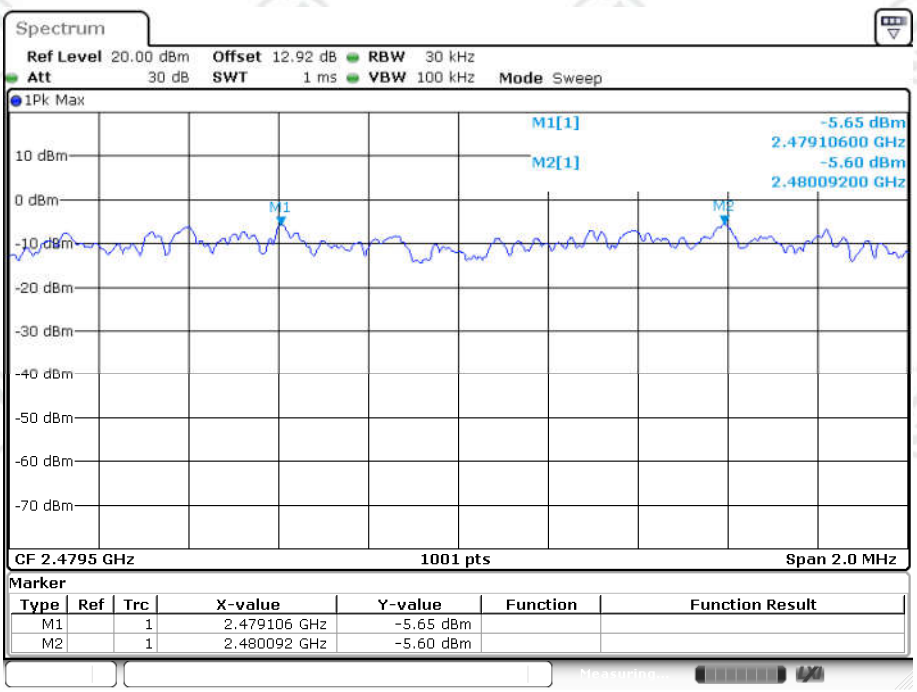

Date: 8.MAR.2023 09:50:24

Band Edge

Condition	Mode	Frequency (MHz)	Antenna	Hopping Mode	Max Value (dBc)	Limit (dBc)	Verdict
NVNT	1-DH5	2402	Ant1	No-Hopping	-46.87	-20	Pass
NVNT	1-DH5	2480	Ant1	No-Hopping	-46.06	-20	Pass
NVNT	2-DH5	2402	Ant1	No-Hopping	-46.75	-20	Pass
NVNT	2-DH5	2480	Ant1	No-Hopping	-45.41	-20	Pass
NVNT	3-DH5	2402	Ant1	No-Hopping	-46.8	-20	Pass
NVNT	3-DH5	2480	Ant1	No-Hopping	-46.9	-20	Pass

Test Graphs

Band Edge NVNT 1-DH5 2402MHz Ant1 No-Hopping Ref

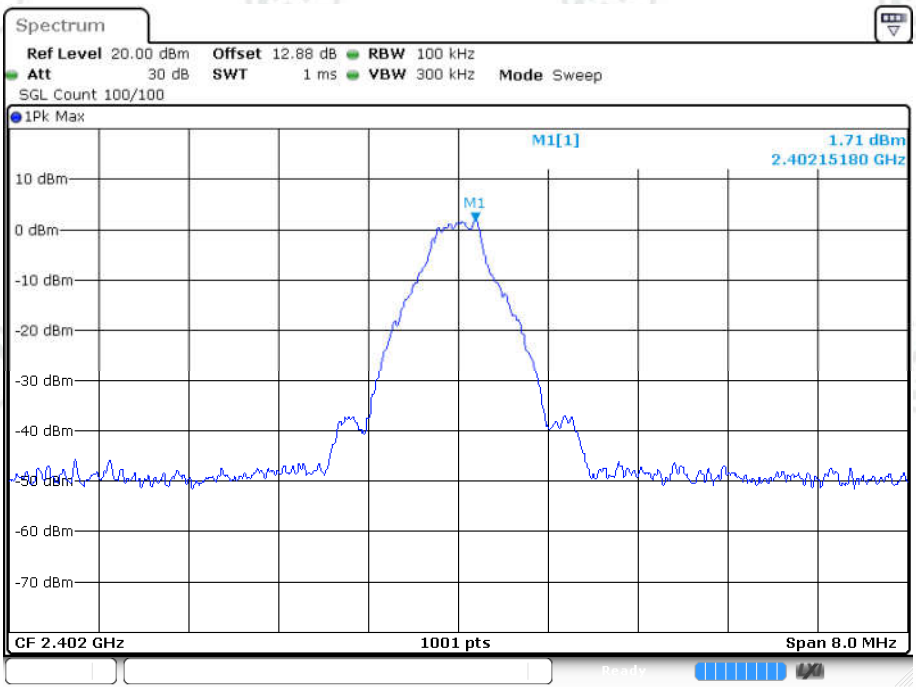

Date: 8.MAR.2023 09:05:09

Band Edge NVNT 1-DH5 2402MHz Ant1 No-Hopping Emission

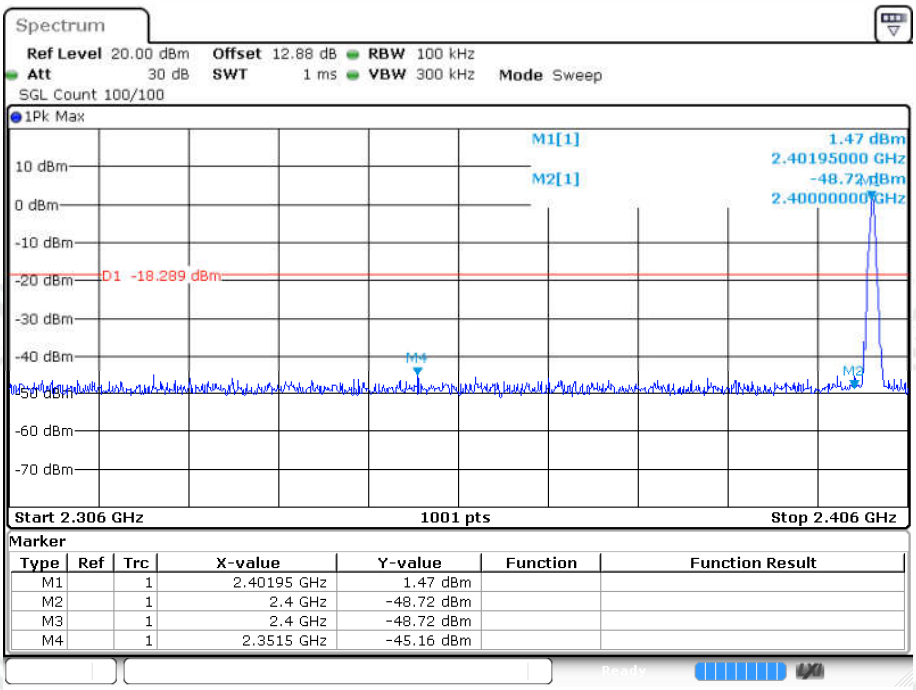

Marker

Type	Ref	Trc	X-value	Y-value	Function	Function Result
M1		1	2.40195 GHz	1.47 dBm		
M2		1	2.4 GHz	-48.72 dBm		
M3		1	2.4 GHz	-48.72 dBm		
M4		1	2.3515 GHz	-45.16 dBm		

Date: 8.MAR.2023 09:05:11

Band Edge NVNT 1-DH5 2480MHz Ant1 No-Hopping Ref

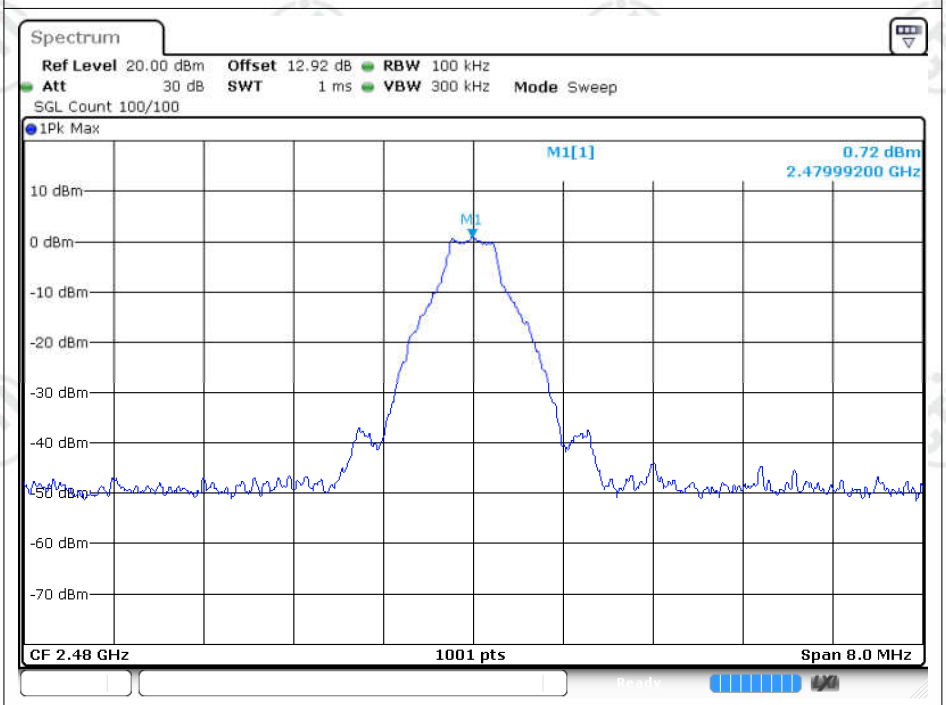

Date: 8.MAR.2023 09:09:55

Band Edge NVNT 1-DH5 2480MHz Ant1 No-Hopping Emission

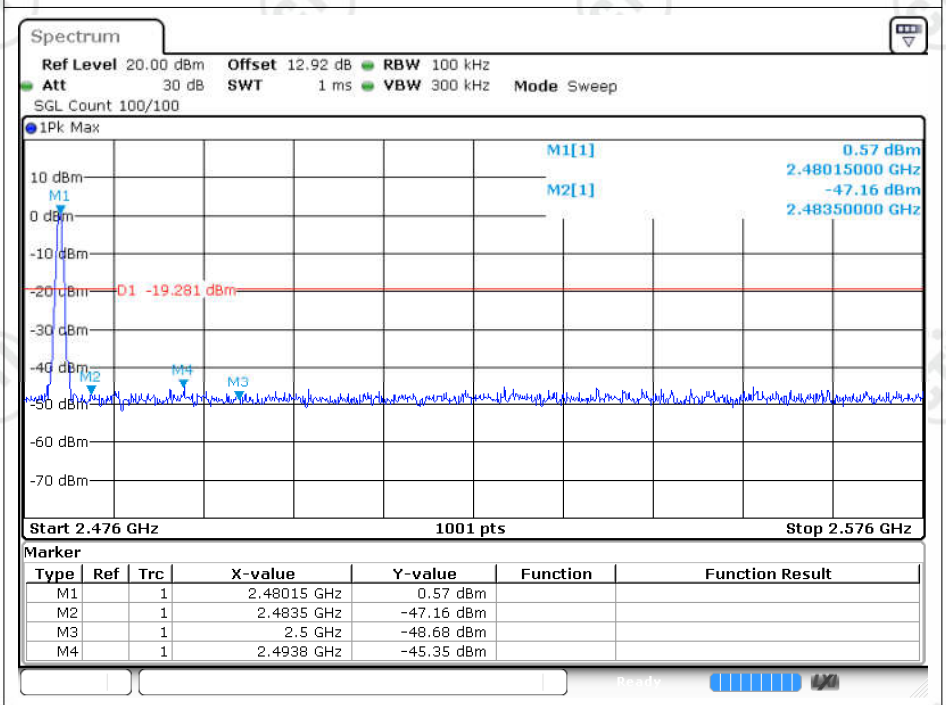

Marker

Type	Ref	Trc	X-value	Y-value	Function	Function Result
M1		1	2.48015 GHz	0.57 dBm		
M2		1	2.4835 GHz	-47.16 dBm		
M3		1	2.5 GHz	-48.68 dBm		
M4		1	2.4938 GHz	-45.35 dBm		

Date: 8.MAR.2023 09:09:56

Band Edge NVNT 2-DH5 2402MHz Ant1 No-Hopping Ref

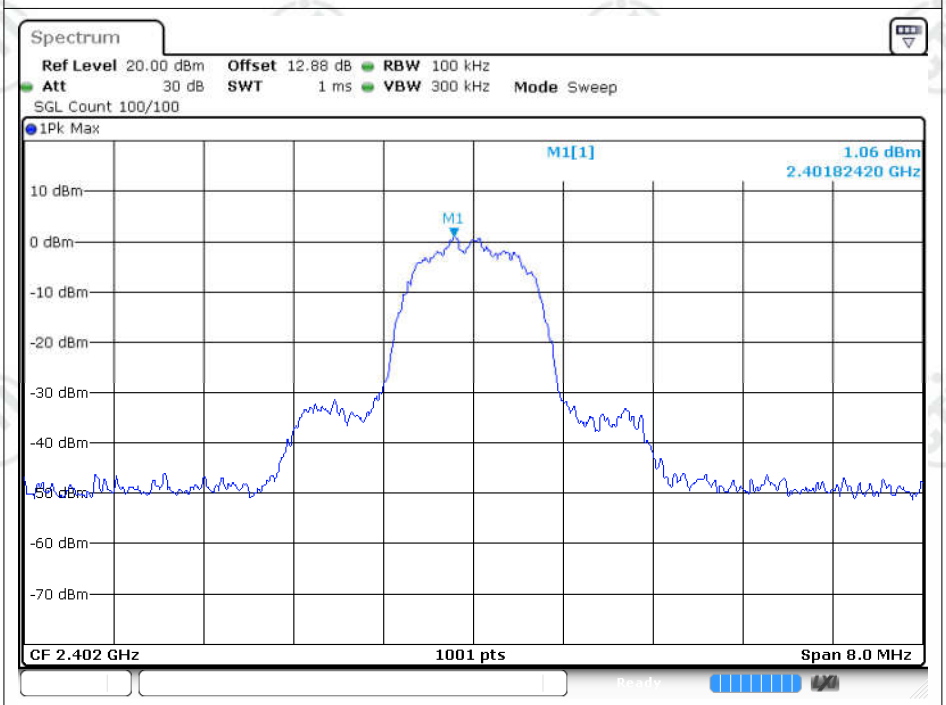

Date: 8.MAR.2023 09:12:28

Band Edge NVNT 2-DH5 2402MHz Ant1 No-Hopping Emission

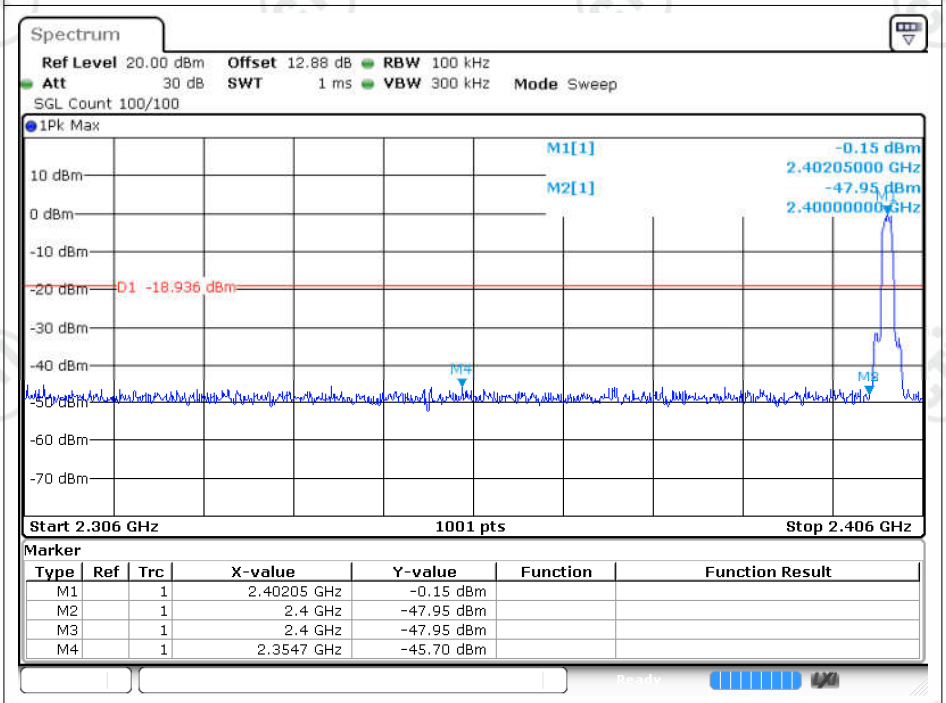

Marker

Type	Ref	Trc	X-value	Y-value	Function	Function Result
M1		1	2.40205 GHz	-0.15 dBm		
M2		1	2.4 GHz	-47.95 dBm		
M3		1	2.4 GHz	-47.95 dBm		
M4		1	2.3547 GHz	-45.70 dBm		

Date: 8.MAR.2023 09:12:29

Band Edge NVNT 2-DH5 2480MHz Ant1 No-Hopping Ref

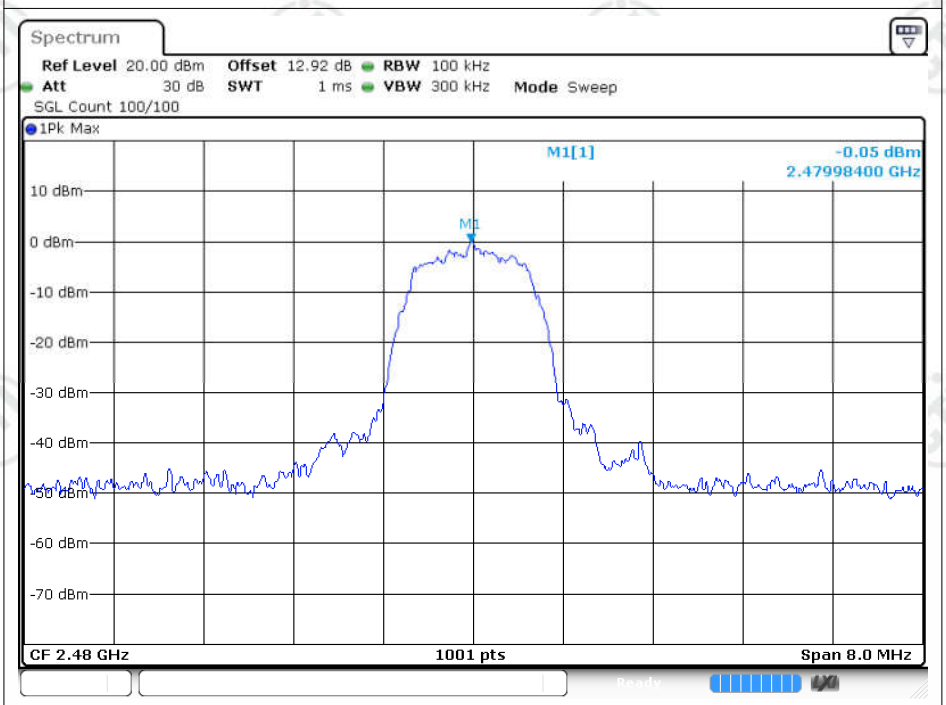

Date: 8.MAR.2023 09:24:55

Band Edge NVNT 2-DH5 2480MHz Ant1 No-Hopping Emission

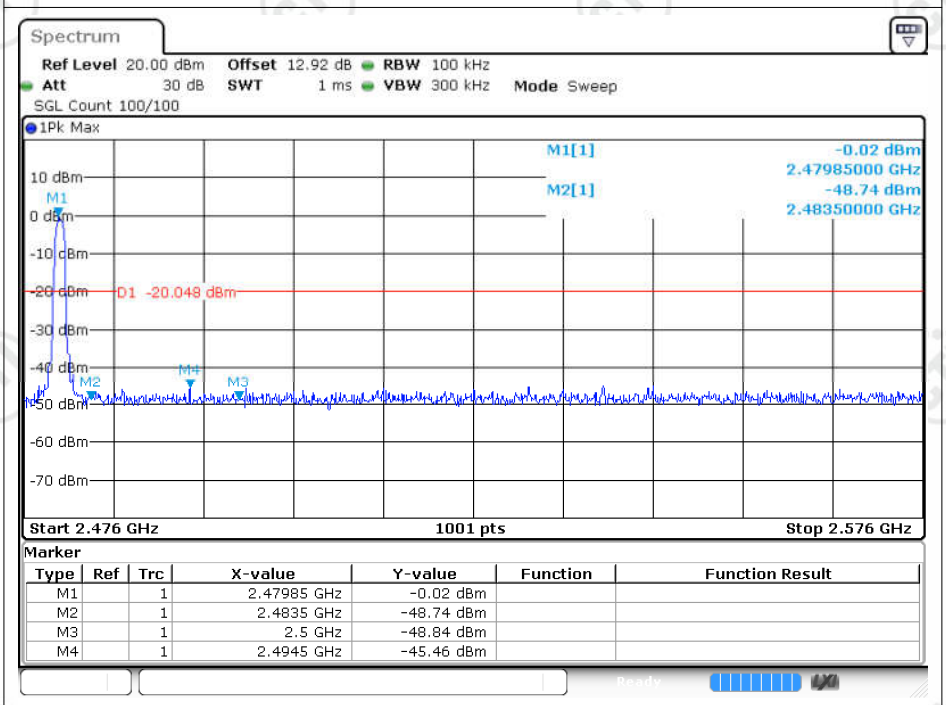

Marker

Type	Ref	Trc	X-value	Y-value	Function	Function Result
M1		1	2.47985 GHz	-0.02 dBm		
M2		1	2.4835 GHz	-48.74 dBm		
M3		1	2.5 GHz	-48.84 dBm		
M4		1	2.4945 GHz	-45.46 dBm		

Date: 8.MAR.2023 09:24:56

Band Edge NVNT 3-DH5 2402MHz Ant1 No-Hopping Ref

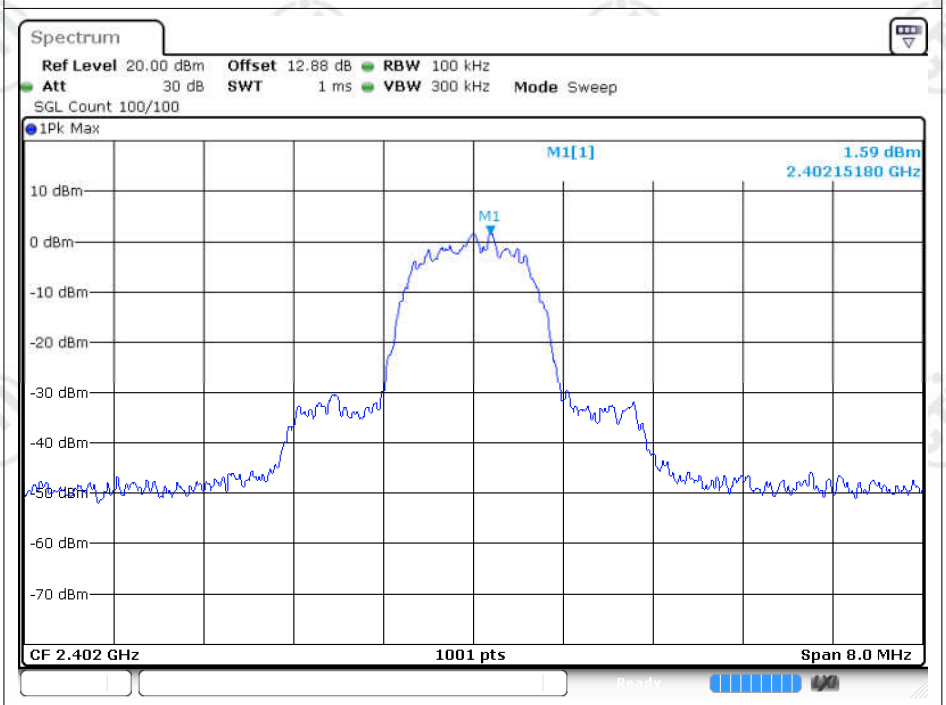

Date: 8.MAR.2023 09:30:22

Band Edge NVNT 3-DH5 2402MHz Ant1 No-Hopping Emission

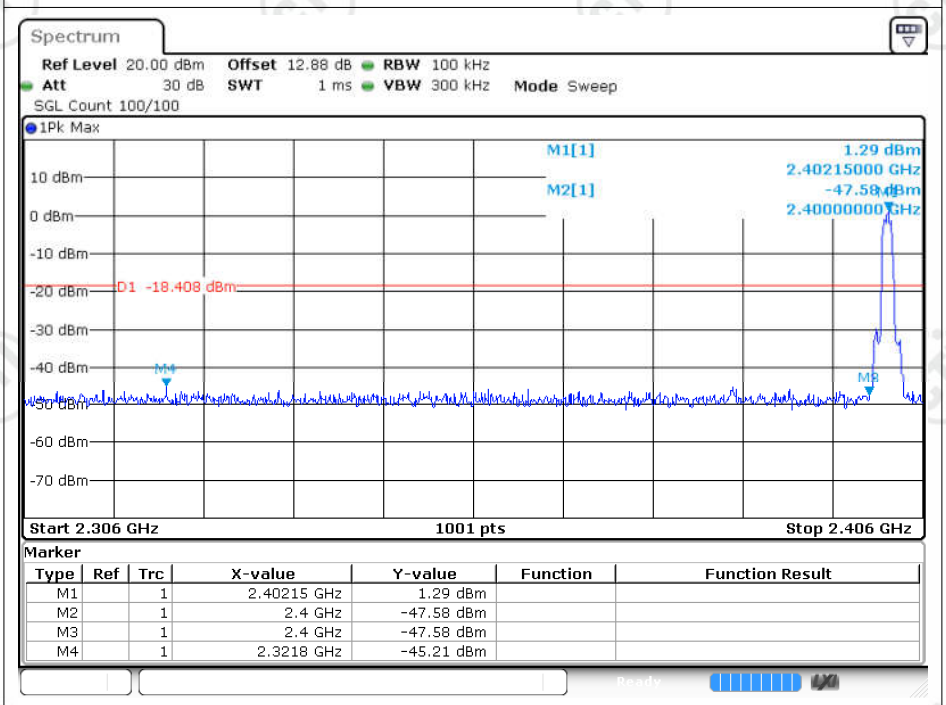

Marker

Type	Ref	Trc	X-value	Y-value	Function	Function Result
M1		1	2.40215 GHz	1.29 dBm		
M2		1	2.4 GHz	-47.58 dBm		
M3		1	2.4 GHz	-47.58 dBm		
M4		1	2.3218 GHz	-45.21 dBm		

Date: 8.MAR.2023 09:30:23

Band Edge NVNT 3-DH5 2480MHz Ant1 No-Hopping Ref

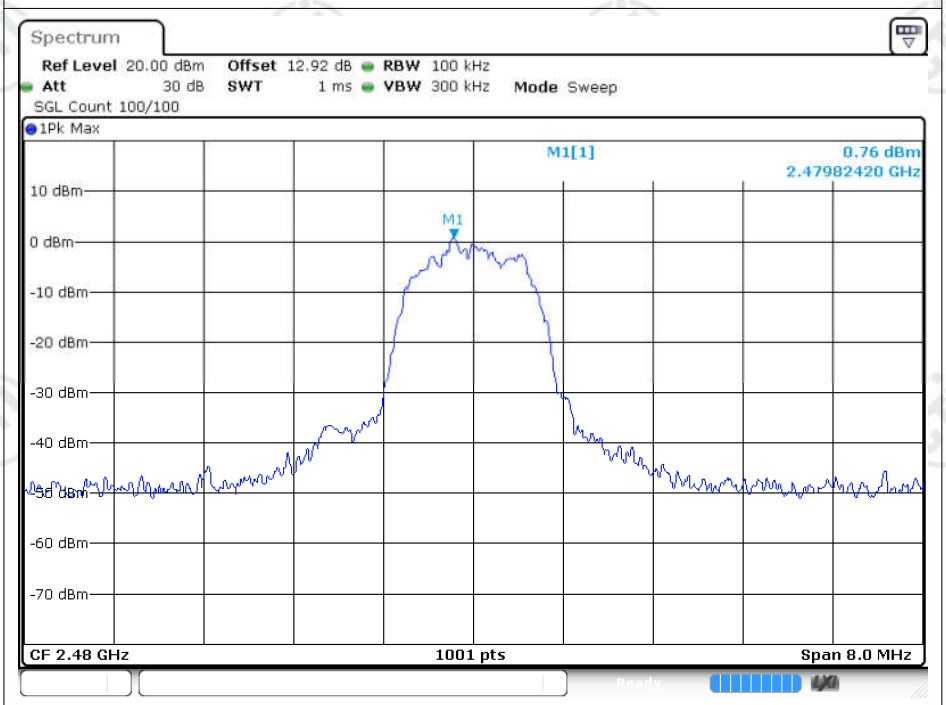

Date: 8.MAR.2023 09:33:15

Band Edge NVNT 3-DH5 2480MHz Ant1 No-Hopping Emission

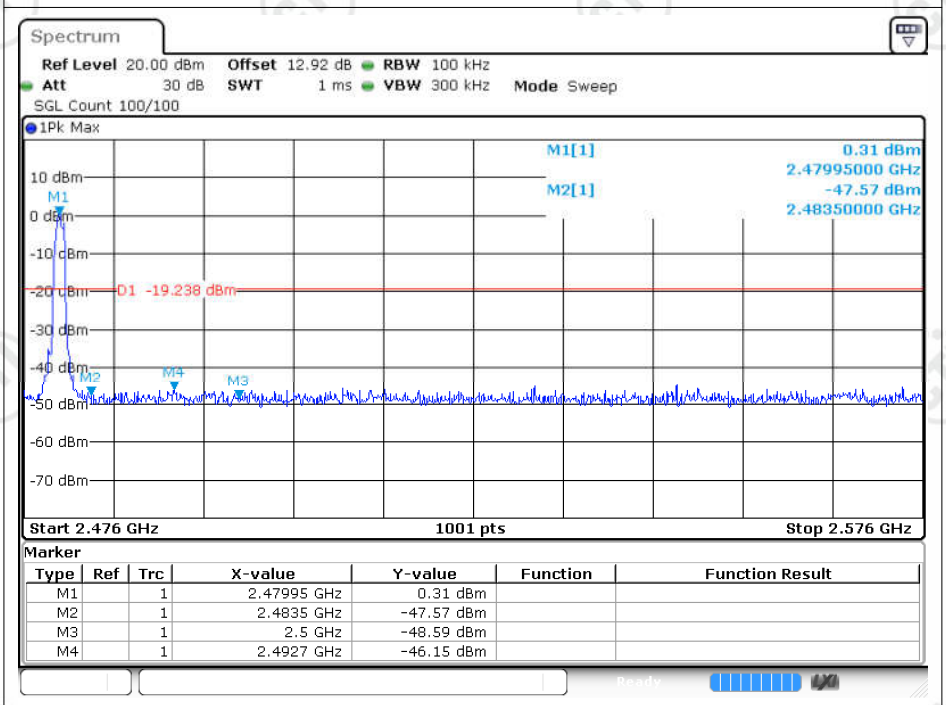

Marker

Type	Ref	Trc	X-value	Y-value	Function	Function Result
M1		1	2.47995 GHz	0.31 dBm		
M2		1	2.4835 GHz	-47.57 dBm		
M3		1	2.5 GHz	-48.59 dBm		
M4		1	2.4927 GHz	-46.15 dBm		

Date: 8.MAR.2023 09:33:17

Band Edge(Hopping)

Condition	Mode	Frequency (MHz)	Antenna	Hopping Mode	Max Value (dBc)	Limit (dBc)	Verdict
NVNT	1-DH5	2402	Ant1	Hopping	-45.66	-20	Pass
NVNT	1-DH5	2480	Ant1	Hopping	-44.2	-20	Pass
NVNT	2-DH5	2402	Ant1	Hopping	-45.86	-20	Pass
NVNT	2-DH5	2480	Ant1	Hopping	-45.25	-20	Pass
NVNT	3-DH5	2402	Ant1	Hopping	-45.81	-20	Pass
NVNT	3-DH5	2480	Ant1	Hopping	-43.82	-20	Pass

Test Graphs

Band Edge(Hopping) NVNT 1-DH5 2402MHz Ant1 Hopping Ref

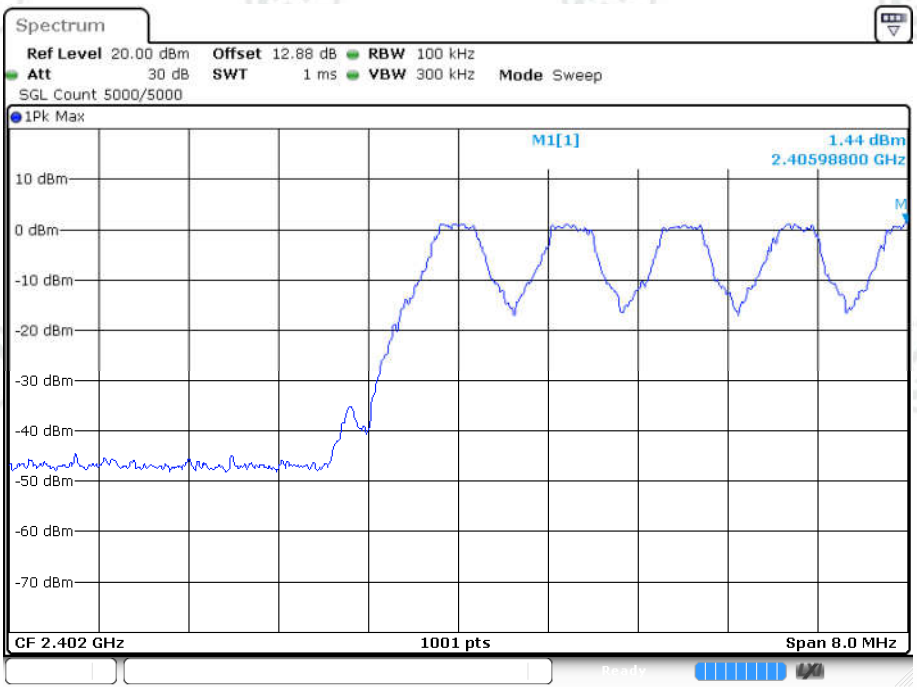

Date: 8.MAR.2023 09:34:46

Band Edge(Hopping) NVNT 1-DH5 2402MHz Ant1 Hopping Emission

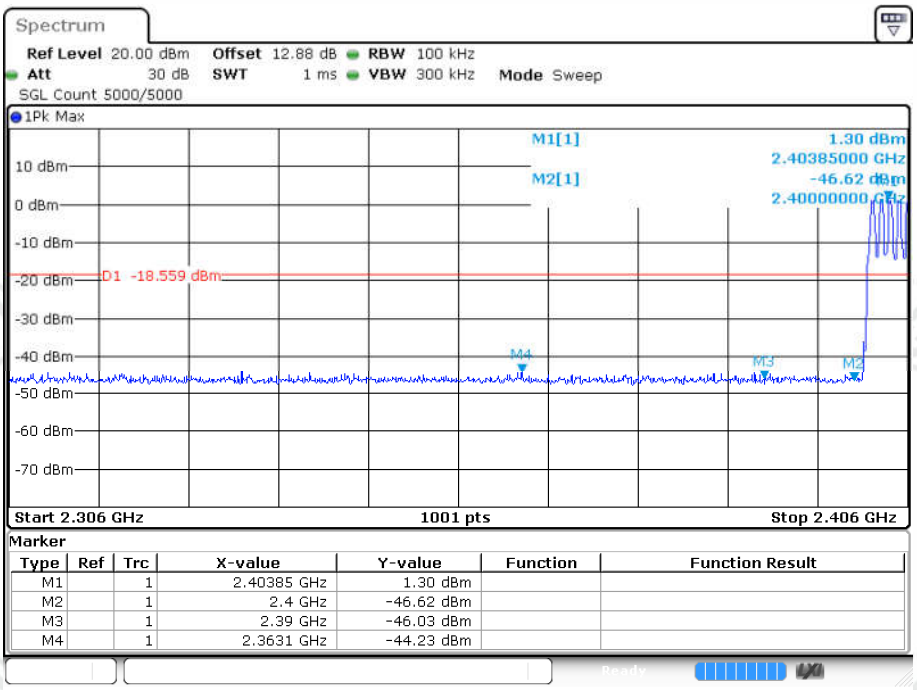

Marker

Type	Ref	Trc	X-value	Y-value	Function	Function Result
M1		1	2.40385 GHz	1.30 dBm		
M2		1	2.4 GHz	-46.62 dBm		
M3		1	2.39 GHz	-46.03 dBm		
M4		1	2.3631 GHz	-44.23 dBm		

Date: 8.MAR.2023 09:35:09

Band Edge(Hopping) NVNT 1-DH5 2480MHz Ant1 Hopping Ref

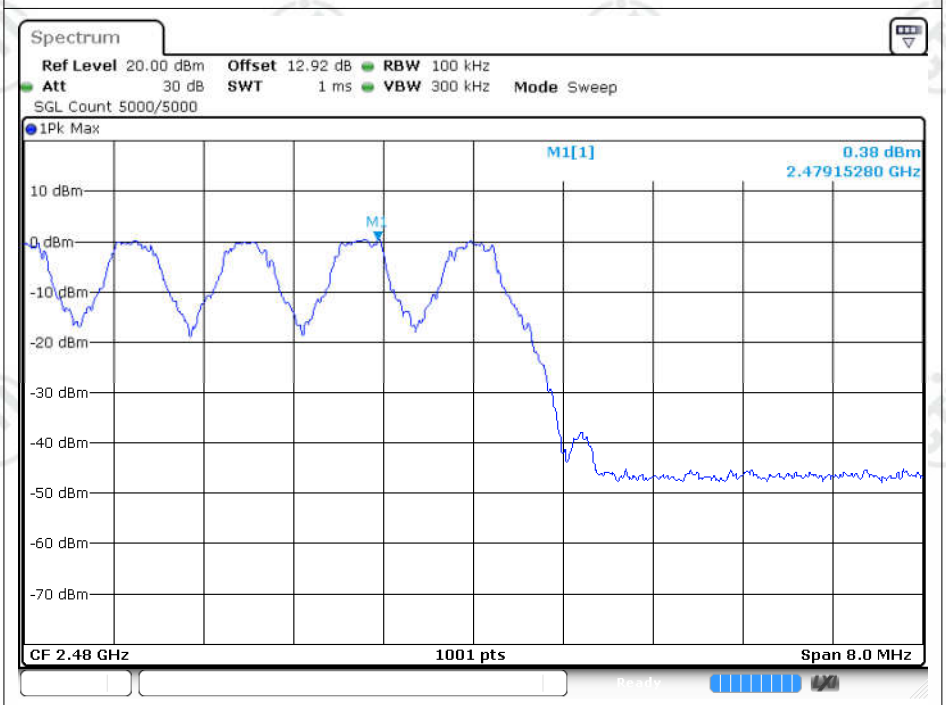

Date: 8.MAR.2023 09:38:24

Band Edge(Hopping) NVNT 1-DH5 2480MHz Ant1 Hopping Emission

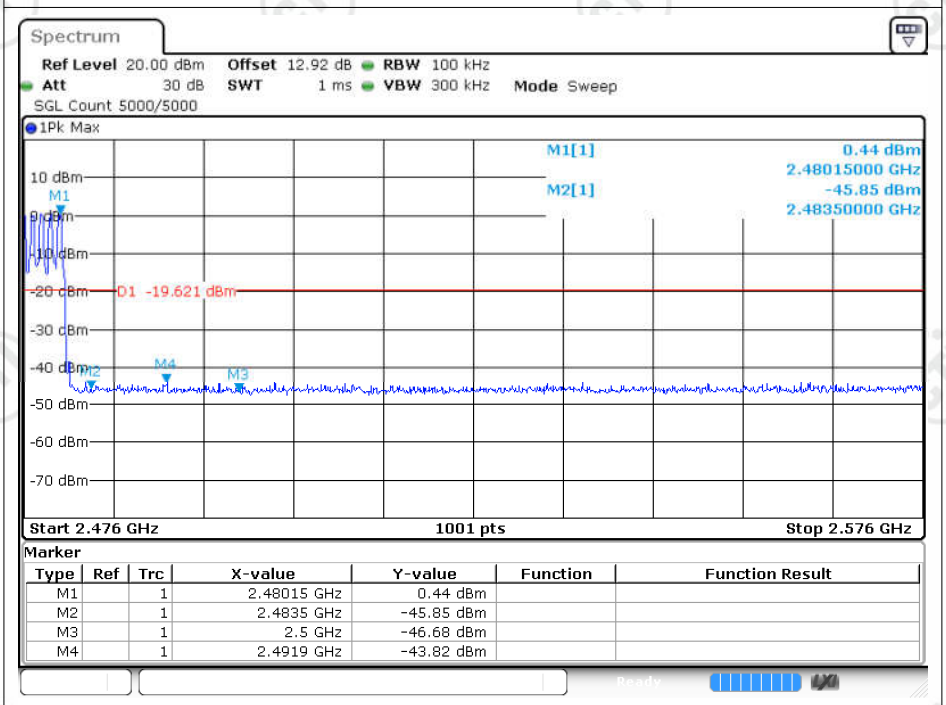

Marker

Type	Ref	Trc	X-value	Y-value	Function	Function Result
M1		1	2.48015 GHz	0.44 dBm		
M2		1	2.4835 GHz	-45.85 dBm		
M3		1	2.5 GHz	-46.68 dBm		
M4		1	2.4919 GHz	-43.82 dBm		

Date: 8.MAR.2023 09:38:35

Band Edge(Hopping) NVNT 2-DH5 2402MHz Ant1 Hopping Ref

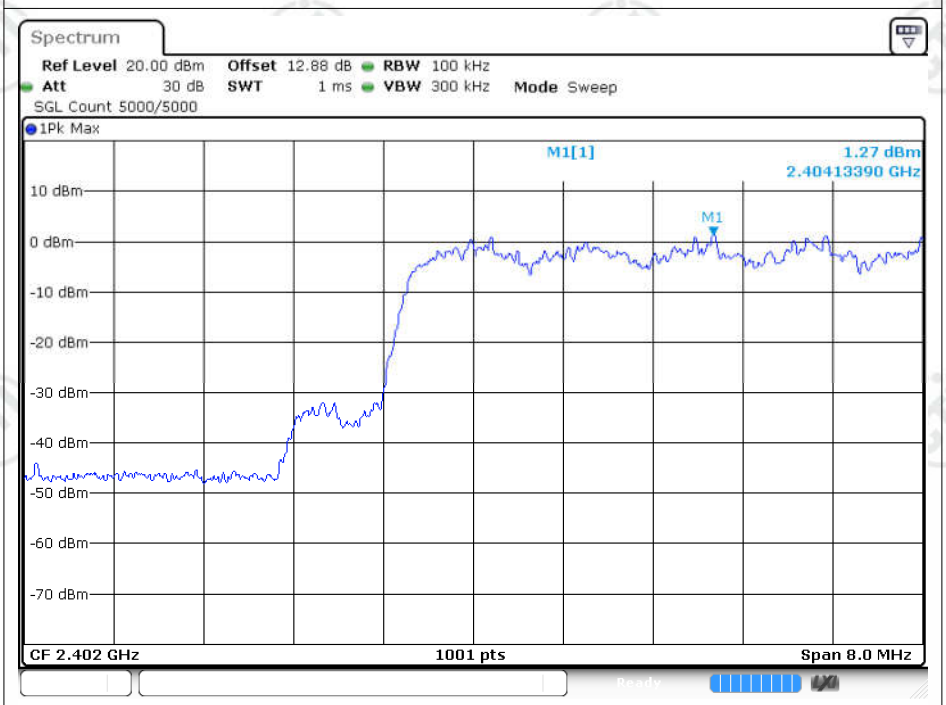

Date: 8.MAR.2023 09:39:42

Band Edge(Hopping) NVNT 2-DH5 2402MHz Ant1 Hopping Emission

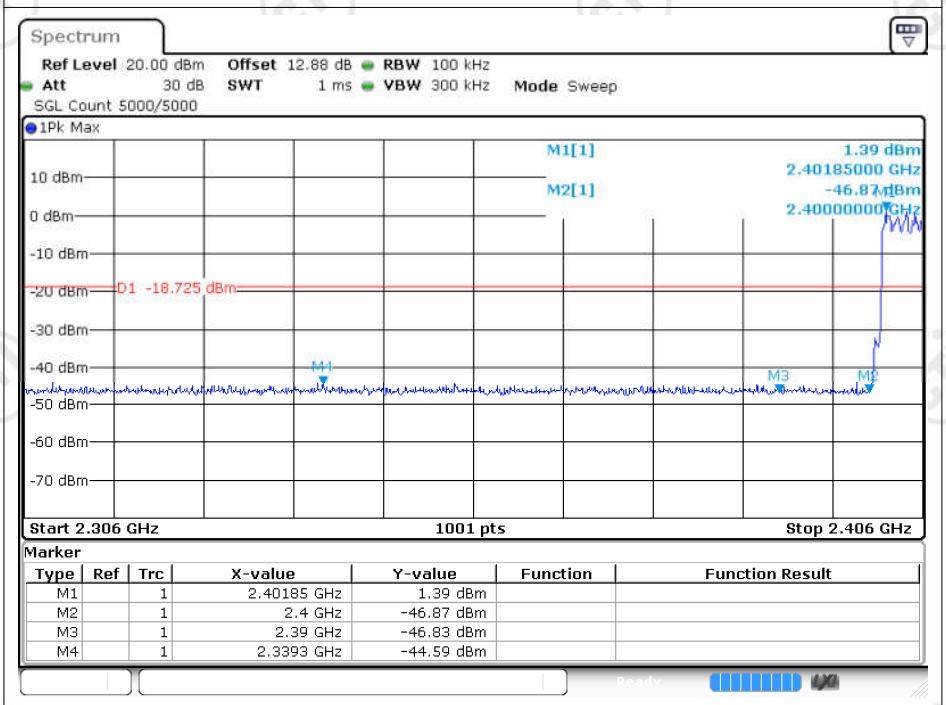

Marker

Type	Ref	Trc	X-value	Y-value	Function	Function Result
M1		1	2.40185 GHz	1.39 dBm		
M2		1	2.4 GHz	-46.87 dBm		
M3		1	2.39 GHz	-46.83 dBm		
M4		1	2.3393 GHz	-44.59 dBm		

Date: 8.MAR.2023 09:40:05

Band Edge(Hopping) NVNT 2-DH5 2480MHz Ant1 Hopping Ref

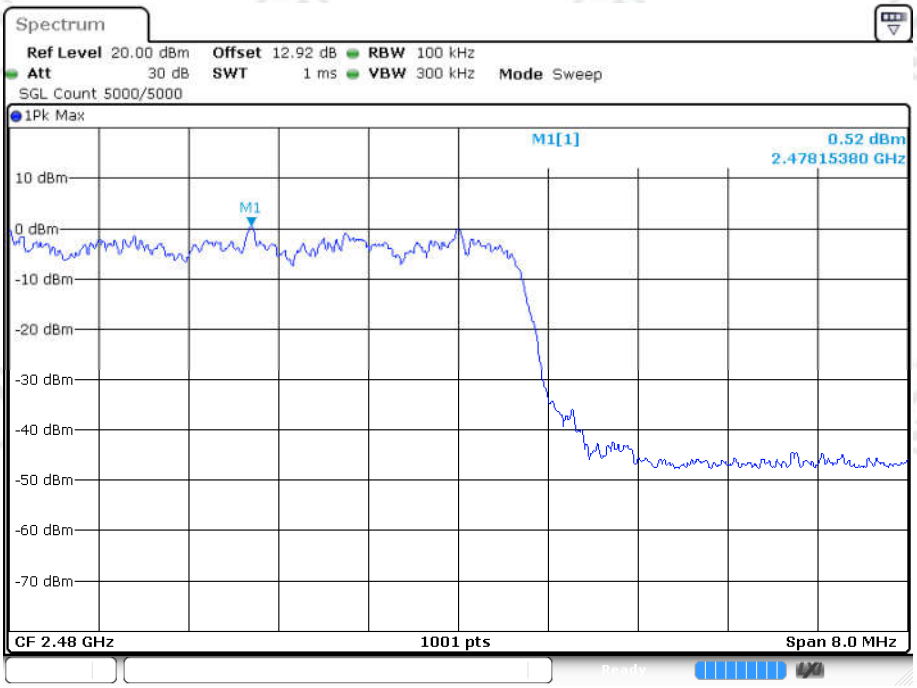

Date: 8.MAR.2023 09:43:40

Band Edge(Hopping) NVNT 2-DH5 2480MHz Ant1 Hopping Emission

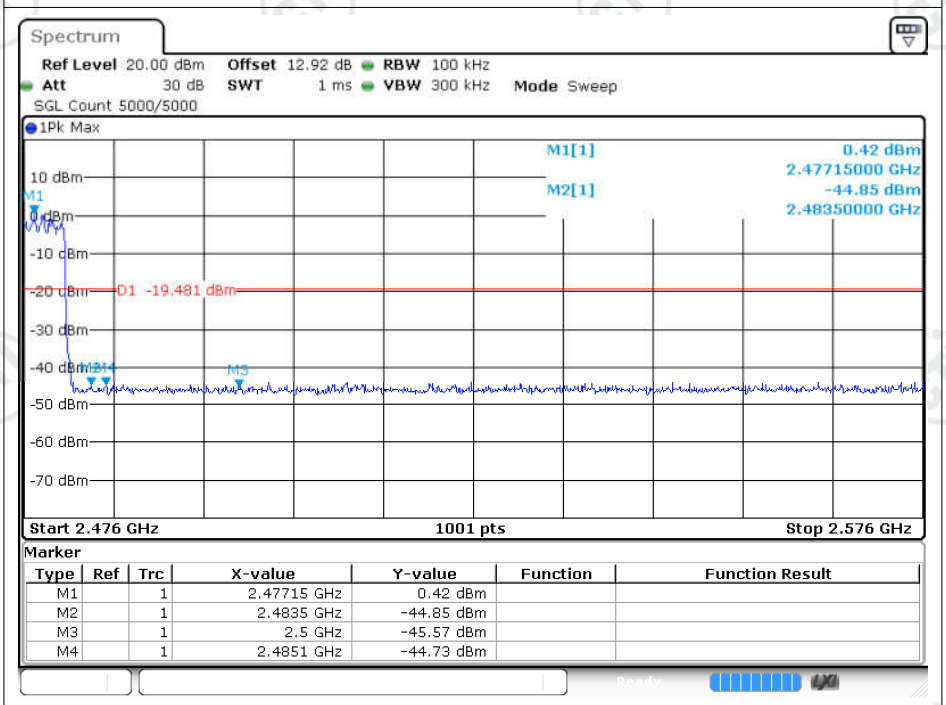

Marker

Type	Ref	Trc	X-value	Y-value	Function	Function Result
M1		1	2.47715 GHz	0.42 dBm		
M2		1	2.4835 GHz	-44.85 dBm		
M3		1	2.5 GHz	-45.57 dBm		
M4		1	2.4851 GHz	-44.73 dBm		

Date: 8.MAR.2023 09:43:51

Band Edge(Hopping) NVNT 3-DH5 2402MHz Ant1 Hopping Ref

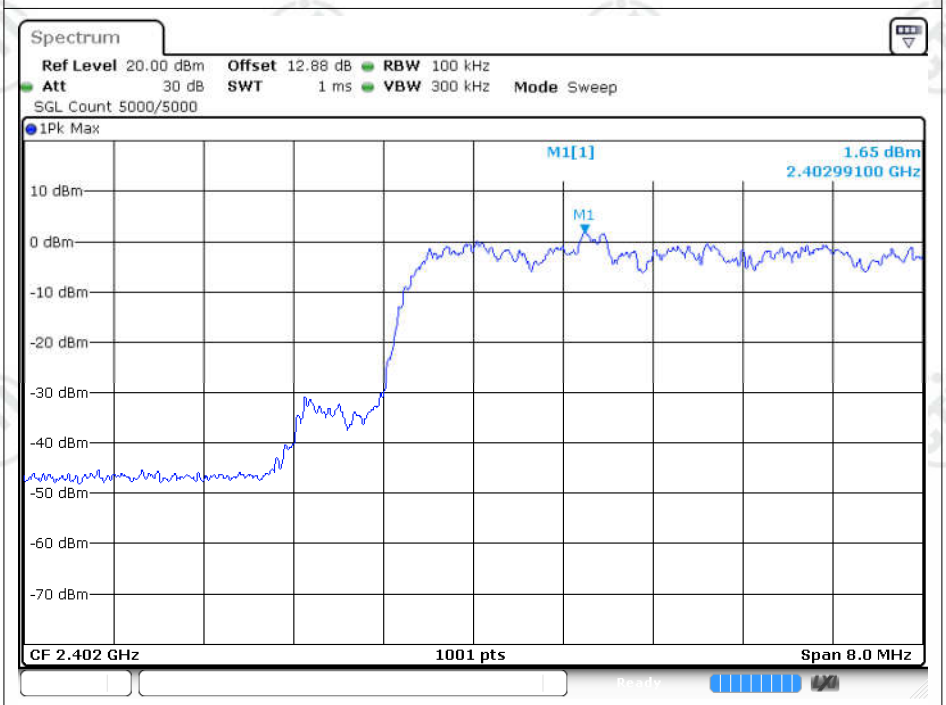

Date: 8.MAR.2023 09:45:21

Band Edge(Hopping) NVNT 3-DH5 2402MHz Ant1 Hopping Emission

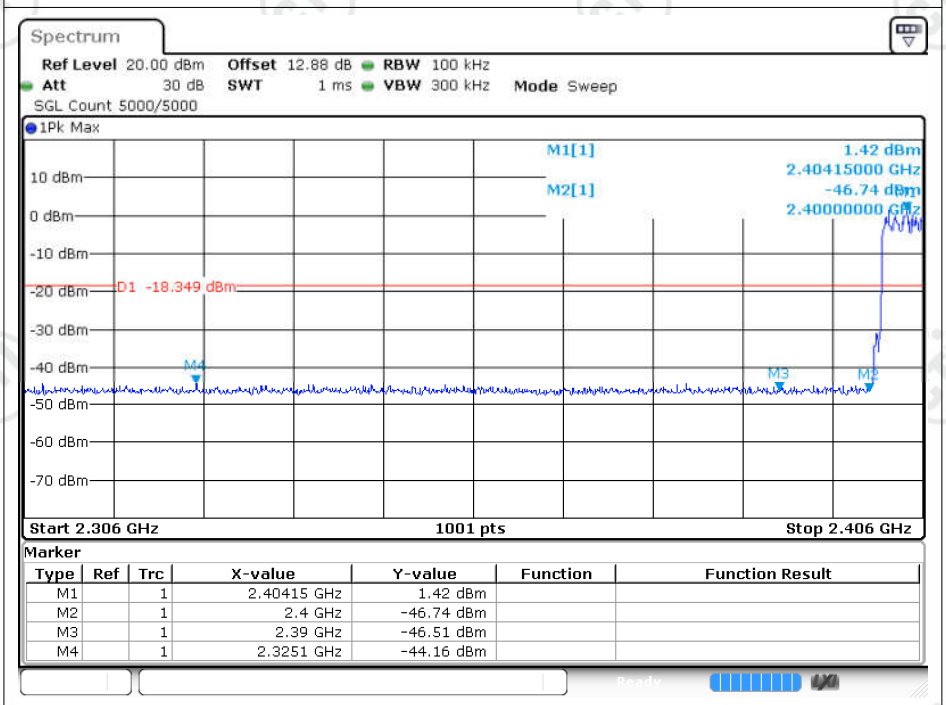

Marker

Type	Ref	Trc	X-value	Y-value	Function	Function Result
M1		1	2.40415 GHz	1.42 dBm		
M2		1	2.4 GHz	-46.74 dBm		
M3		1	2.39 GHz	-46.51 dBm		
M4		1	2.3251 GHz	-44.16 dBm		

Date: 8.MAR.2023 09:45:45

Band Edge(Hopping) NVNT 3-DH5 2480MHz Ant1 Hopping Ref

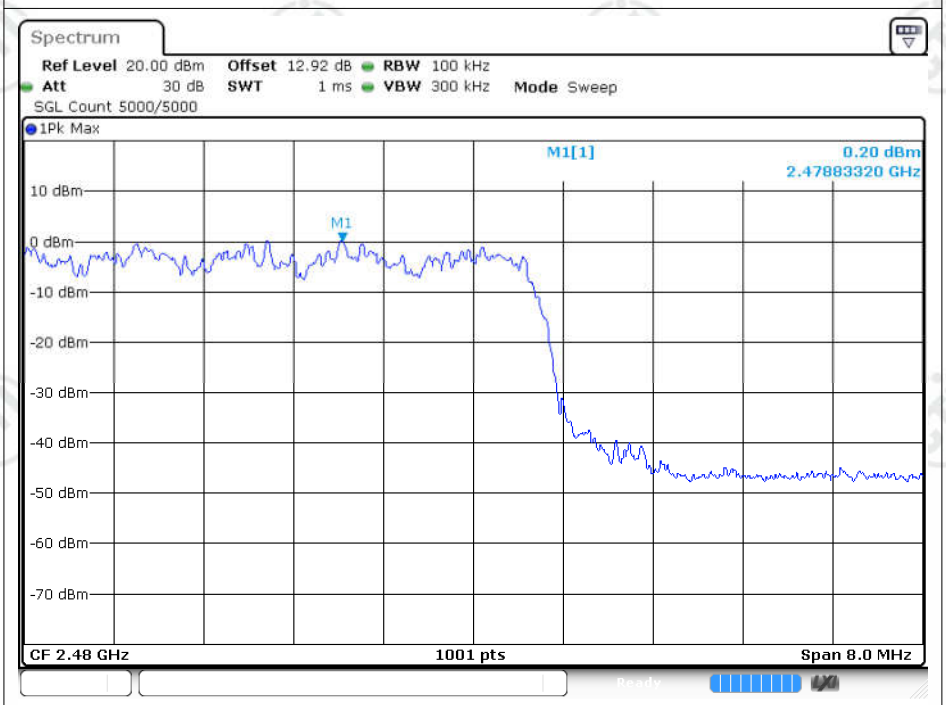

Date: 8.MAR.2023 09:50:39

Band Edge(Hopping) NVNT 3-DH5 2480MHz Ant1 Hopping Emission

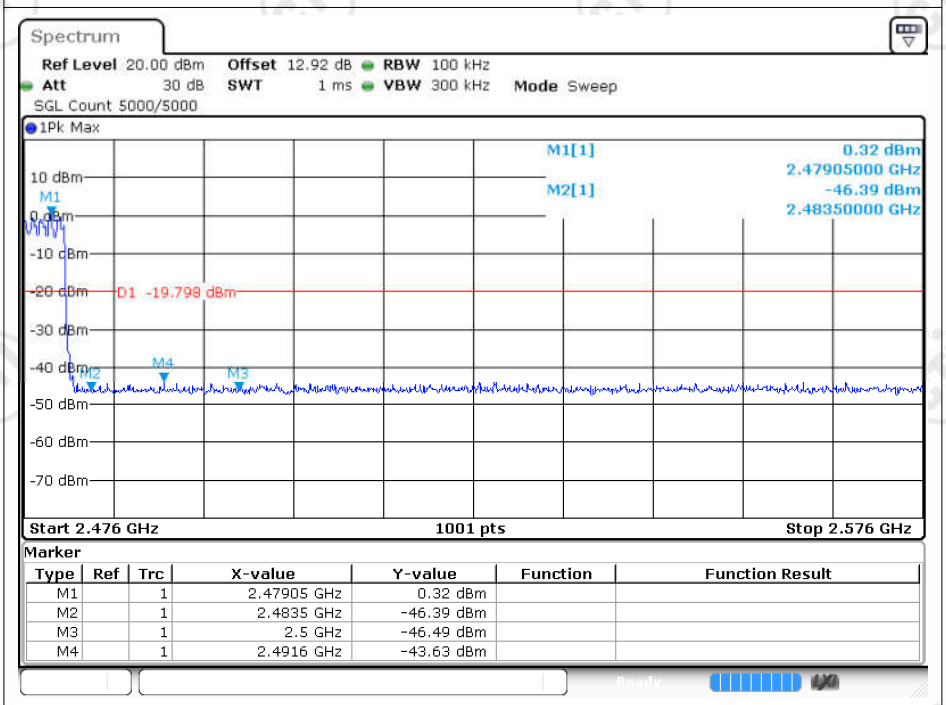

Marker

Type	Ref	Trc	X-value	Y-value	Function	Function Result
M1		1	2.47905 GHz	0.32 dBm		
M2		1	2.4835 GHz	-46.39 dBm		
M3		1	2.5 GHz	-46.49 dBm		
M4		1	2.4916 GHz	-43.63 dBm		

Date: 8.MAR.2023 09:50:50

Conducted RF Spurious Emission

Condition	Mode	Frequency (MHz)	Antenna	Max Value (dBc)	Limit (dBc)	Verdict
NVNT	1-DH5	2402	Ant1	-49.84	-20	Pass
NVNT	1-DH5	2441	Ant1	-46.87	-20	Pass
NVNT	1-DH5	2480	Ant1	-43	-20	Pass
NVNT	2-DH5	2402	Ant1	-50.45	-20	Pass
NVNT	2-DH5	2441	Ant1	-48.59	-20	Pass
NVNT	2-DH5	2480	Ant1	-43.48	-20	Pass
NVNT	3-DH5	2402	Ant1	-50.14	-20	Pass
NVNT	3-DH5	2441	Ant1	-46.94	-20	Pass
NVNT	3-DH5	2480	Ant1	-46.92	-20	Pass

Test Graphs

Tx. Spurious NVNT 1-DH5 2402MHz Ant1 Ref

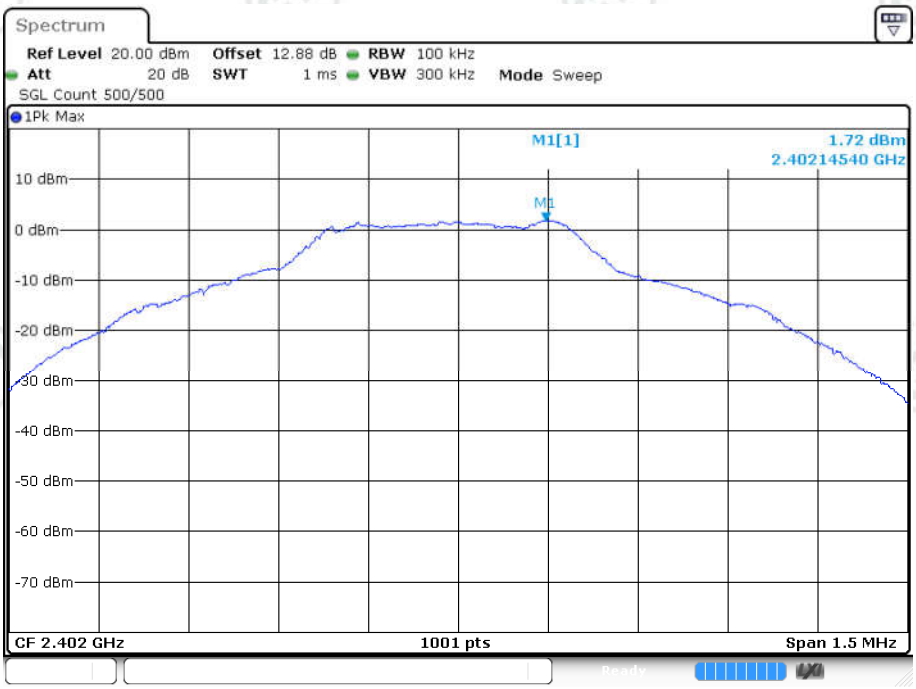

Date: 8.MAR.2023 09:05:15

Tx. Spurious NVNT 1-DH5 2402MHz Ant1 Emission

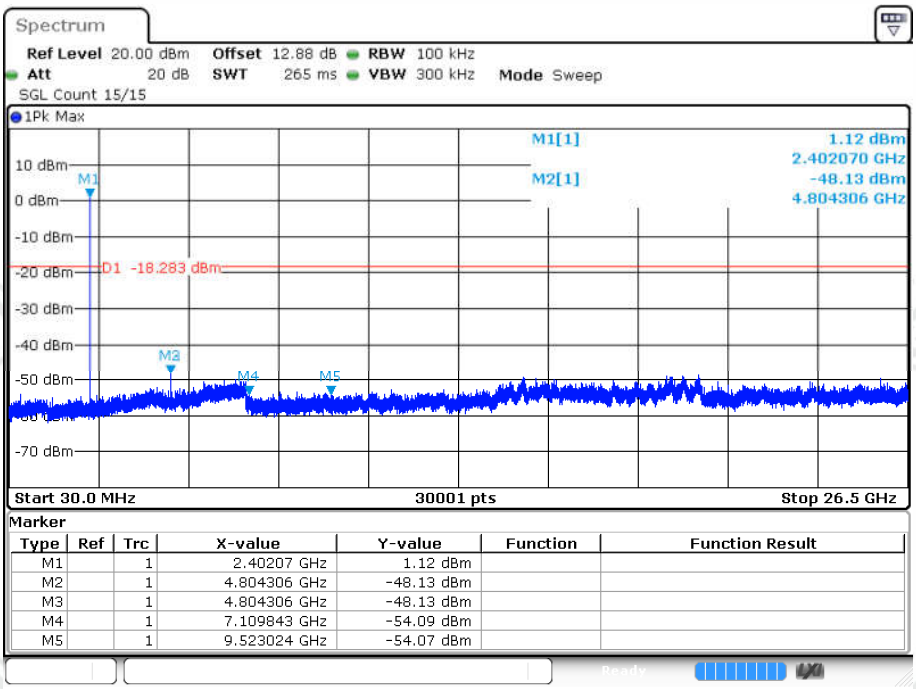

Marker

Type	Ref	Trc	X-value	Y-value	Function	Function Result
M1		1	2.40207 GHz	1.12 dBm		
M2		1	4.804306 GHz	-48.13 dBm		
M3		1	4.804306 GHz	-48.13 dBm		
M4		1	7.109843 GHz	-54.09 dBm		
M5		1	9.523024 GHz	-54.07 dBm		

Date: 8.MAR.2023 09:05:30

Tx. Spurious NVNT 1-DH5 2441MHz Ant1 Ref

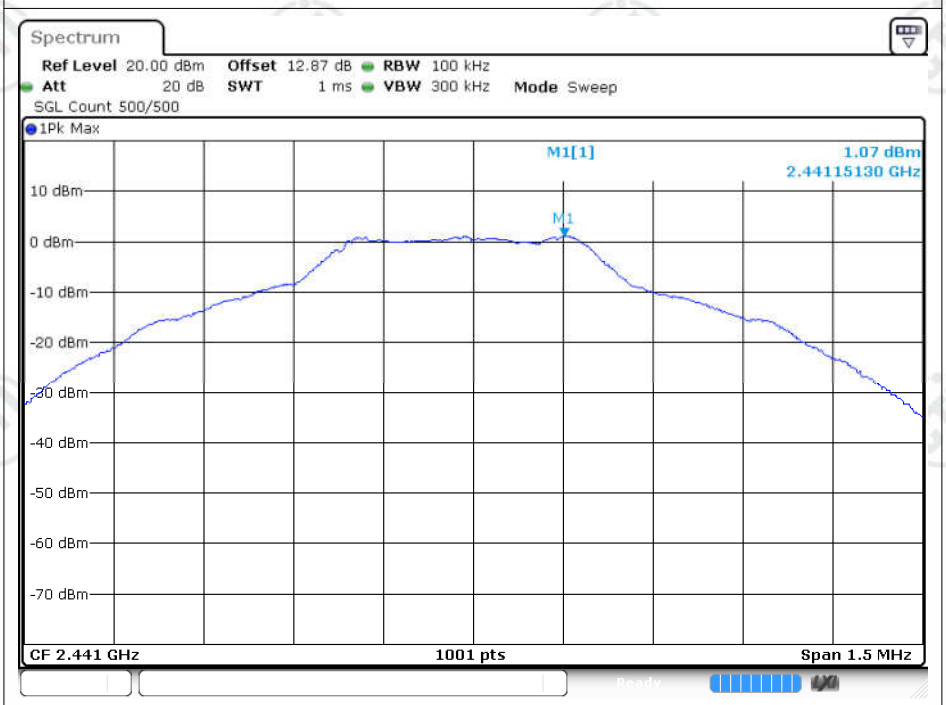

Date: 8.MAR.2023 09:07:45

Tx. Spurious NVNT 1-DH5 2441MHz Ant1 Emission

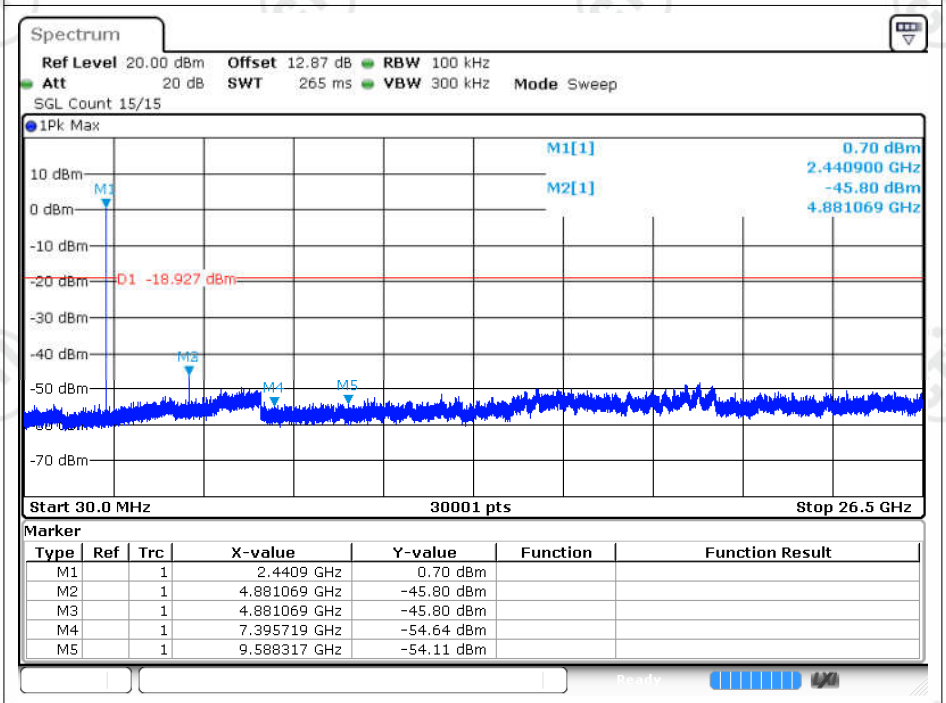

Marker

Type	Ref	Trc	X-value	Y-value	Function	Function Result
M1		1	2.4409 GHz	0.70 dBm		
M2		1	4.881069 GHz	-45.80 dBm		
M3		1	4.881069 GHz	-45.80 dBm		
M4		1	7.395719 GHz	-54.64 dBm		
M5		1	9.588317 GHz	-54.11 dBm		

Date: 8.MAR.2023 09:08:00

Tx. Spurious NVNT 1-DH5 2480MHz Ant1 Ref

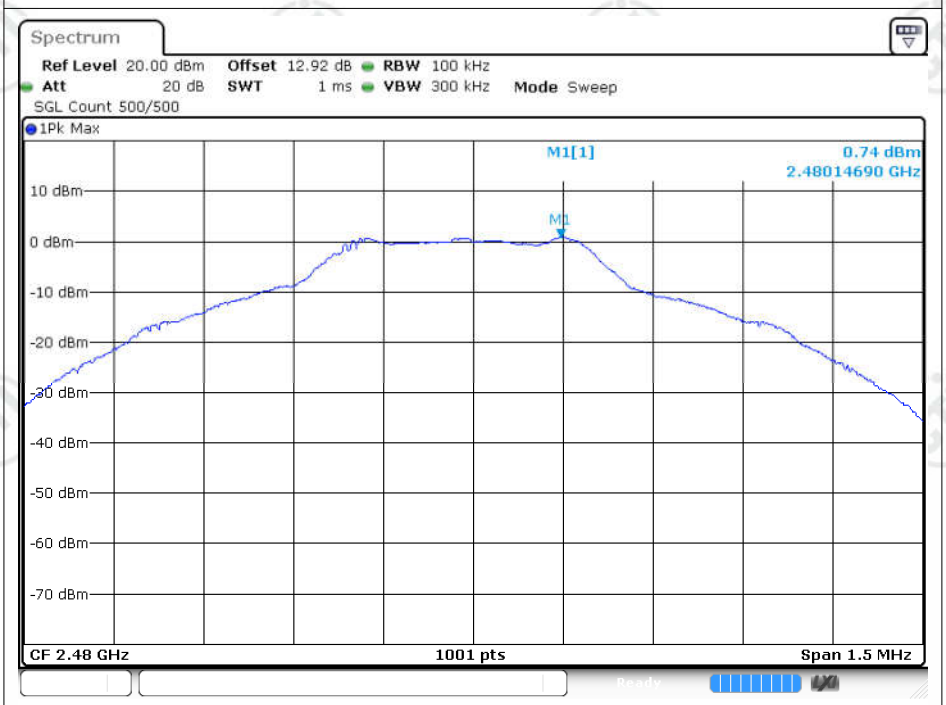

Date: 8.MAR.2023 09:10:00

Tx. Spurious NVNT 1-DH5 2480MHz Ant1 Emission

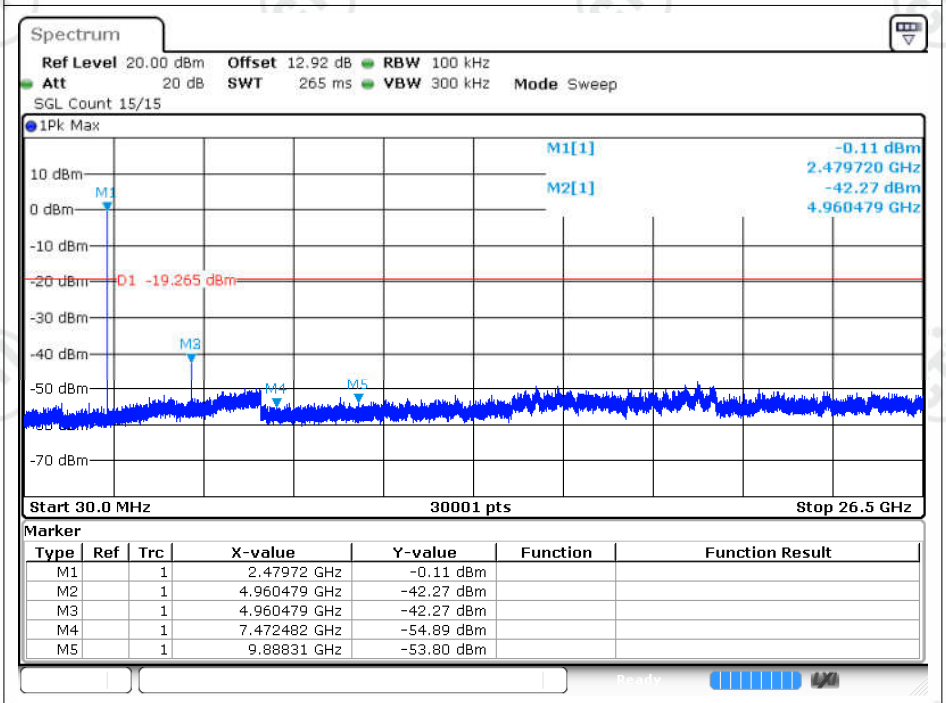

Marker

Type	Ref	Trc	X-value	Y-value	Function	Function Result
M1		1	2.47972 GHz	-0.11 dBm		
M2		1	4.960479 GHz	-42.27 dBm		
M3		1	4.960479 GHz	-42.27 dBm		
M4		1	7.472482 GHz	-54.89 dBm		
M5		1	9.88831 GHz	-53.80 dBm		

Date: 8.MAR.2023 09:10:15

Tx. Spurious NVNT 2-DH5 2402MHz Ant1 Ref

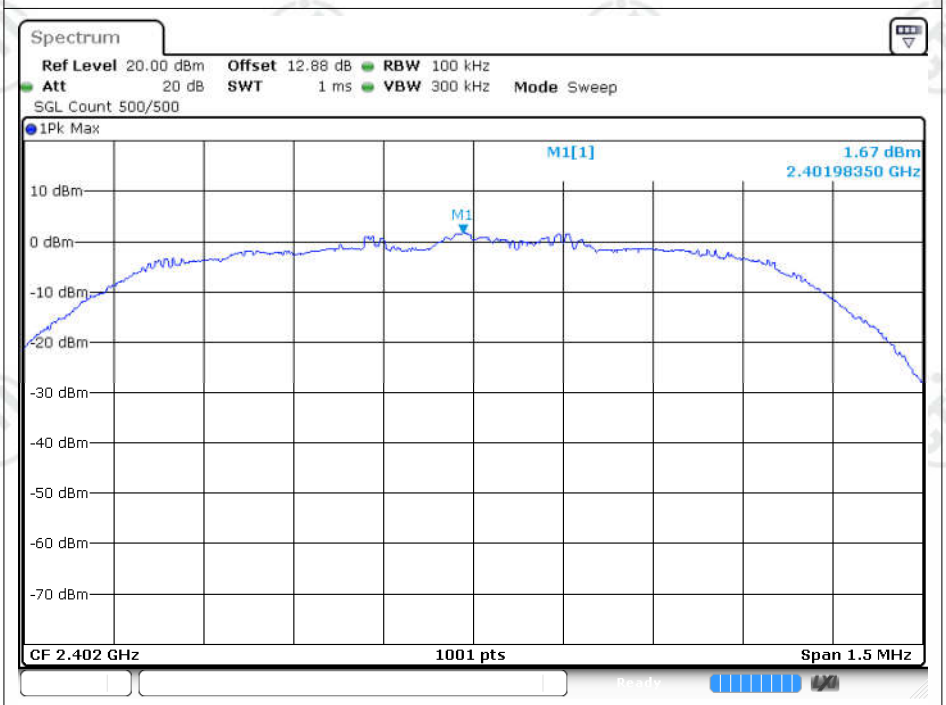

Date: 8.MAR.2023 09:12:33

Tx. Spurious NVNT 2-DH5 2402MHz Ant1 Emission

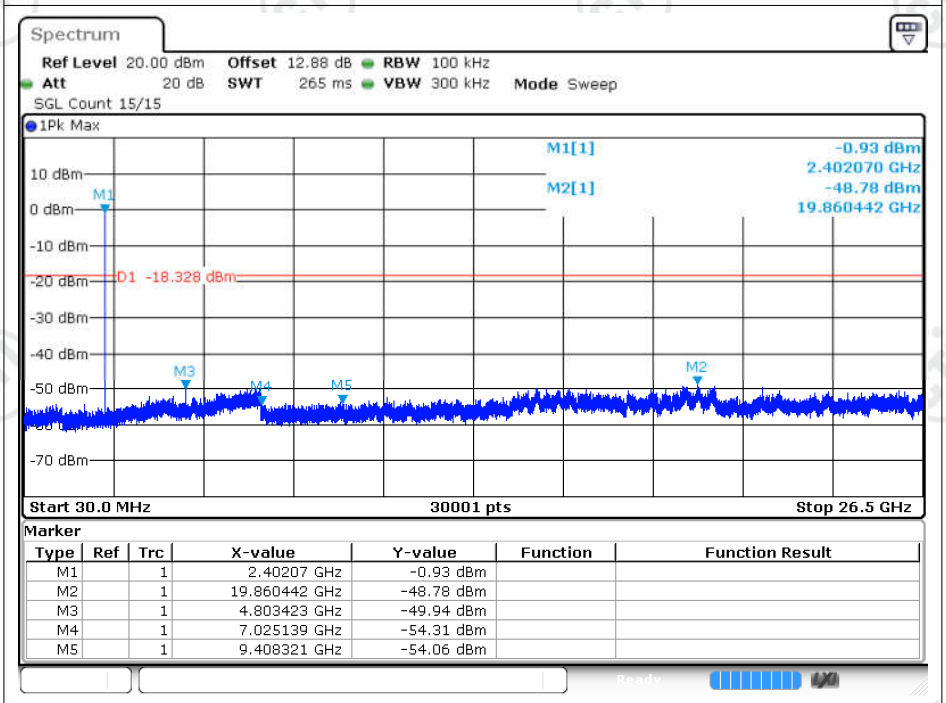

Marker

Type	Ref	Trc	X-value	Y-value	Function	Function Result
M1		1	2.40207 GHz	-0.93 dBm		
M2		1	19.860442 GHz	-48.78 dBm		
M3		1	4.803423 GHz	-49.94 dBm		
M4		1	7.025139 GHz	-54.31 dBm		
M5		1	9.408321 GHz	-54.06 dBm		

Date: 8.MAR.2023 09:12:48

Tx. Spurious NVNT 2-DH5 2441MHz Ant1 Ref

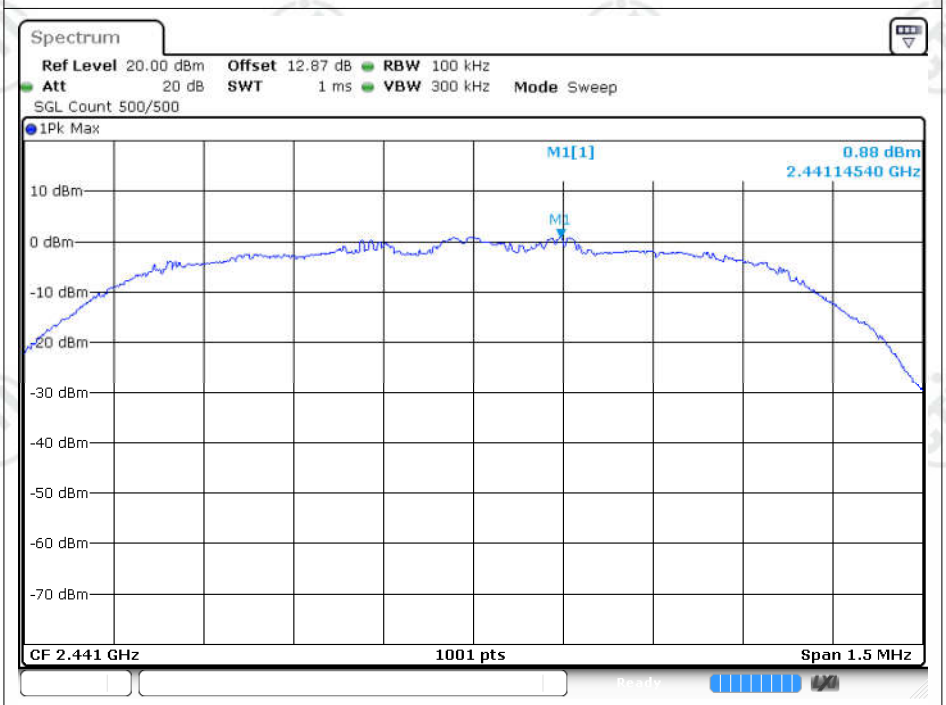

Date: 8.MAR.2023 09:18:08

Tx. Spurious NVNT 2-DH5 2441MHz Ant1 Emission

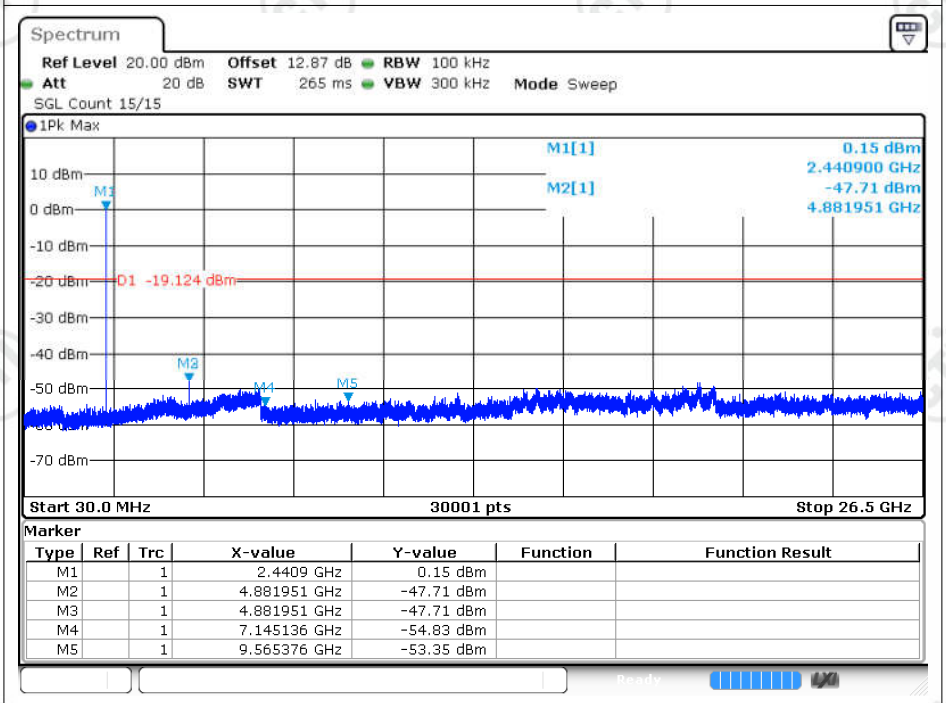

Marker

Type	Ref	Trc	X-value	Y-value	Function	Function Result
M1		1	2.4409 GHz	0.15 dBm		
M2		1	4.881951 GHz	-47.71 dBm		
M3		1	4.881951 GHz	-47.71 dBm		
M4		1	7.145136 GHz	-54.83 dBm		
M5		1	9.565376 GHz	-53.35 dBm		

Date: 8.MAR.2023 09:18:23

Tx. Spurious NVNT 2-DH5 2480MHz Ant1 Ref

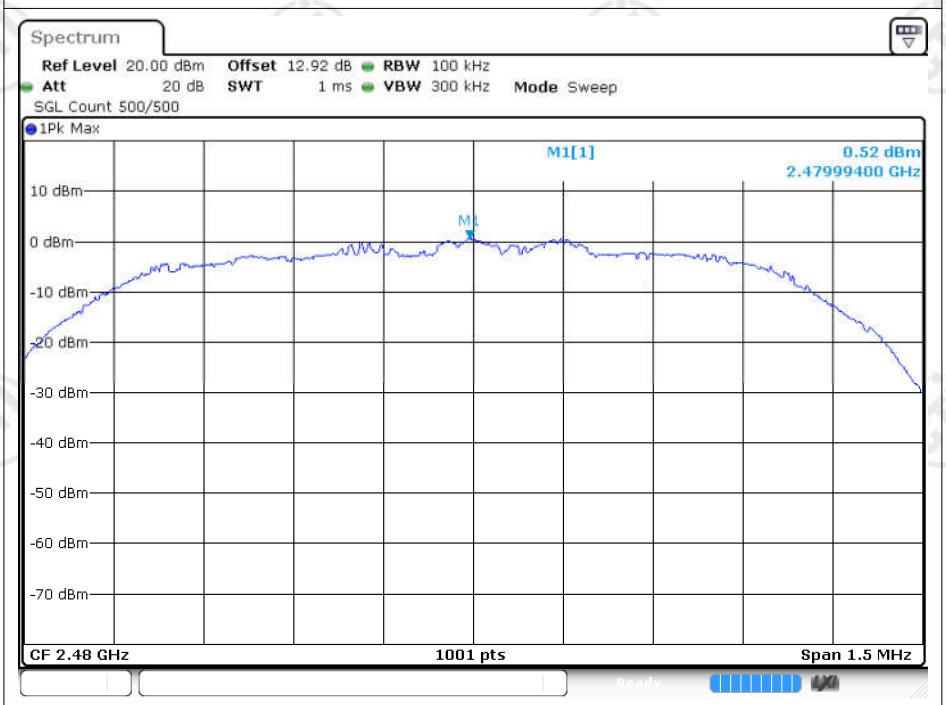

Date: 8.MAR.2023 09:25:00

Tx. Spurious NVNT 2-DH5 2480MHz Ant1 Emission

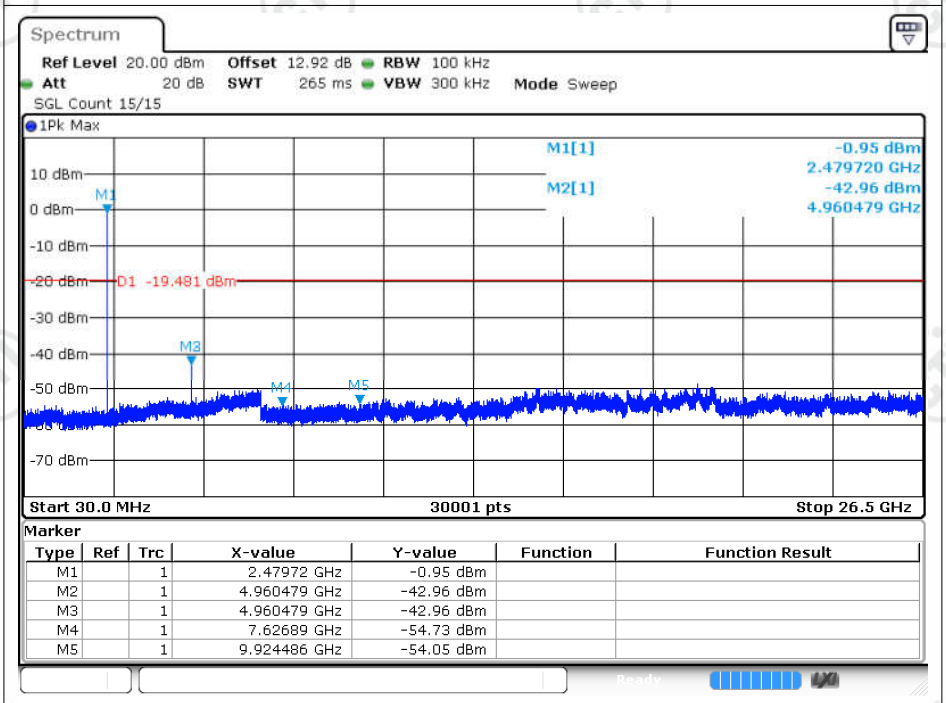

Marker

Type	Ref	Trc	X-value	Y-value	Function	Function Result
M1		1	2.47972 GHz	-0.95 dBm		
M2		1	4.960479 GHz	-42.96 dBm		
M3		1	4.960479 GHz	-42.96 dBm		
M4		1	7.62689 GHz	-54.73 dBm		
M5		1	9.924486 GHz	-54.05 dBm		

Date: 8.MAR.2023 09:25:15

Tx. Spurious NVNT 3-DH5 2402MHz Ant1 Ref

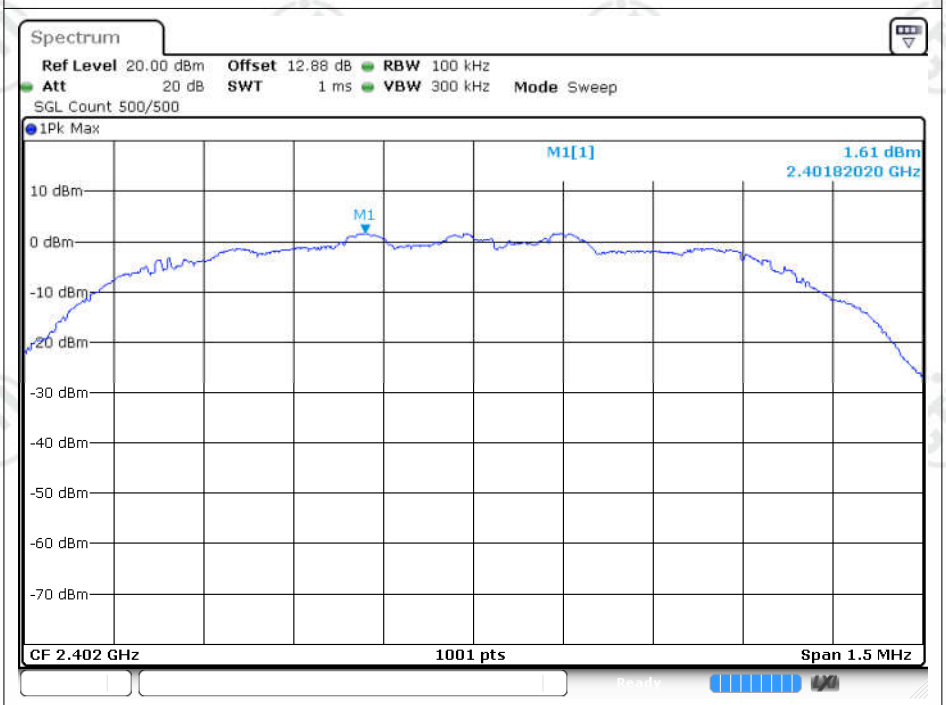

Date: 8.MAR.2023 09:30:27

Tx. Spurious NVNT 3-DH5 2402MHz Ant1 Emission

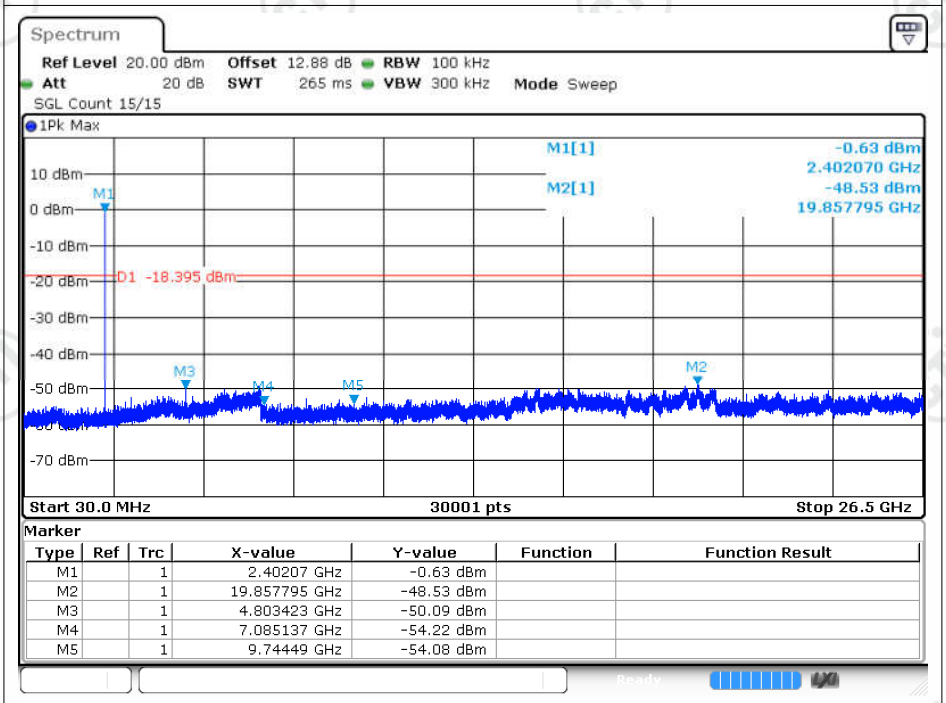

Marker

Type	Ref	Trc	X-value	Y-value	Function	Function Result
M1		1	2.40207 GHz	-0.63 dBm		
M2		1	19.857795 GHz	-48.53 dBm		
M3		1	4.803423 GHz	-50.09 dBm		
M4		1	7.085137 GHz	-54.22 dBm		
M5		1	9.74449 GHz	-54.08 dBm		

Date: 8.MAR.2023 09:30:43

Tx. Spurious NVNT 3-DH5 2441MHz Ant1 Ref

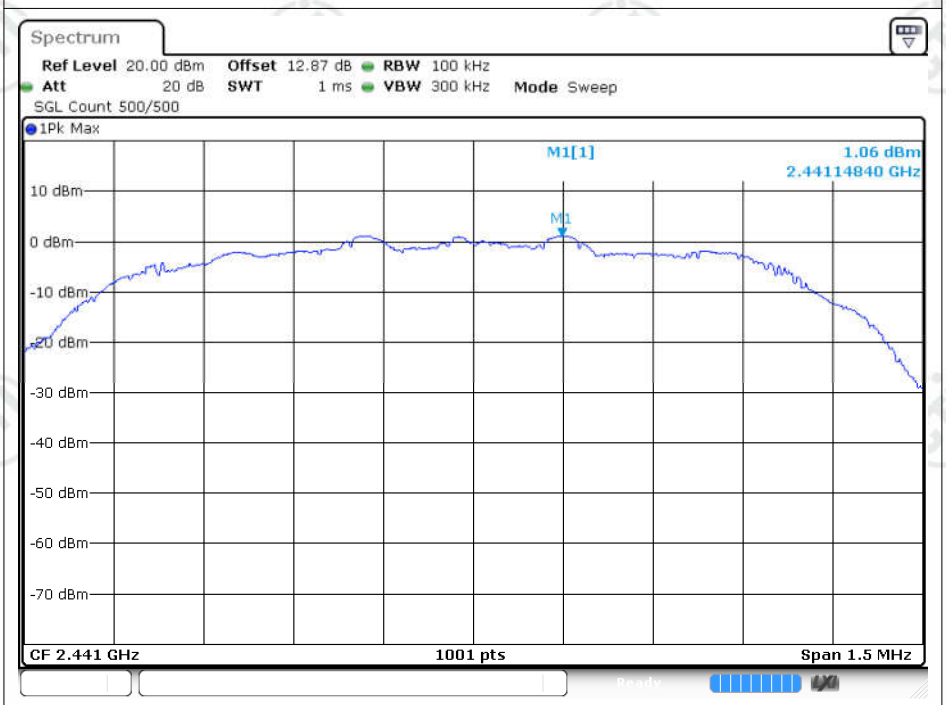

Date: 8.MAR.2023 09:31:45

Tx. Spurious NVNT 3-DH5 2441MHz Ant1 Emission

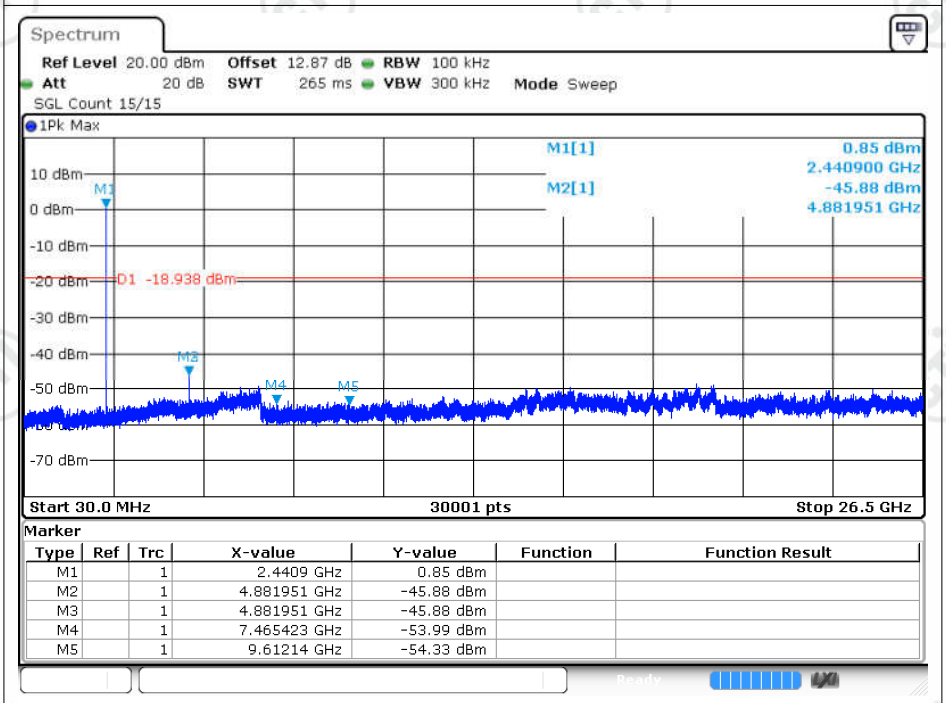

Marker

Type	Ref	Trc	X-value	Y-value	Function	Function Result
M1		1	2.4409 GHz	0.85 dBm		
M2		1	4.881951 GHz	-45.88 dBm		
M3		1	4.881951 GHz	-45.88 dBm		
M4		1	7.465423 GHz	-53.99 dBm		
M5		1	9.61214 GHz	-54.33 dBm		

Date: 8.MAR.2023 09:32:00

Tx. Spurious NVNT 3-DH5 2480MHz Ant1 Ref

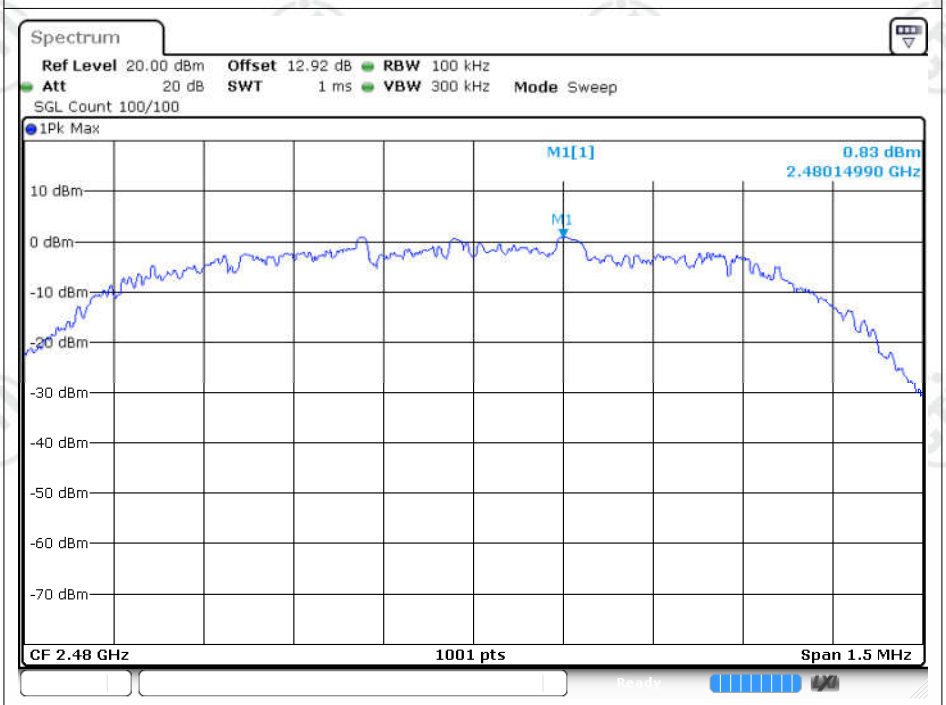

Date: 8.MAR.2023 09:33:20

Tx. Spurious NVNT 3-DH5 2480MHz Ant1 Emission

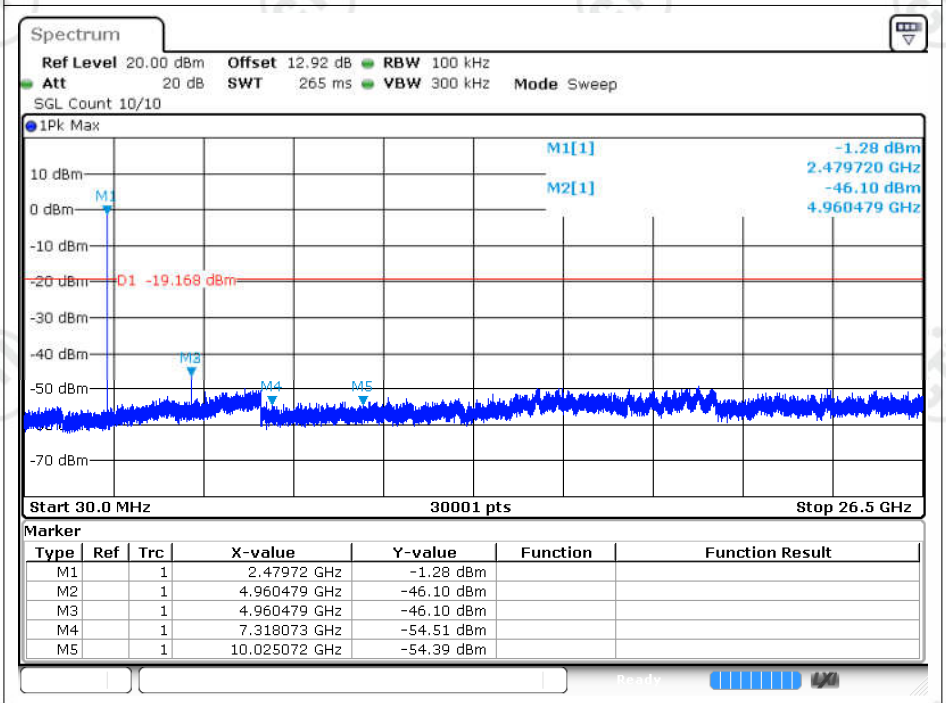

Marker

Type	Ref	Trc	X-value	Y-value	Function	Function Result
M1		1	2.47972 GHz	-1.28 dBm		
M2		1	4.960479 GHz	-46.10 dBm		
M3		1	4.960479 GHz	-46.10 dBm		
M4		1	7.318073 GHz	-54.51 dBm		
M5		1	10.025072 GHz	-54.39 dBm		

Date: 8.MAR.2023 09:33:30

Number of Hopping Channel

Condition	Mode	Antenna	Hopping Number	Limit	Verdict
NVNT	1-DH5	Ant1	79	15	Pass
NVNT	2-DH5	Ant1	79	15	Pass
NVNT	3-DH5	Ant1	79	15	Pass

Test Graphs

Hopping No. NVNT 1-DH5 2441MHz Ant1

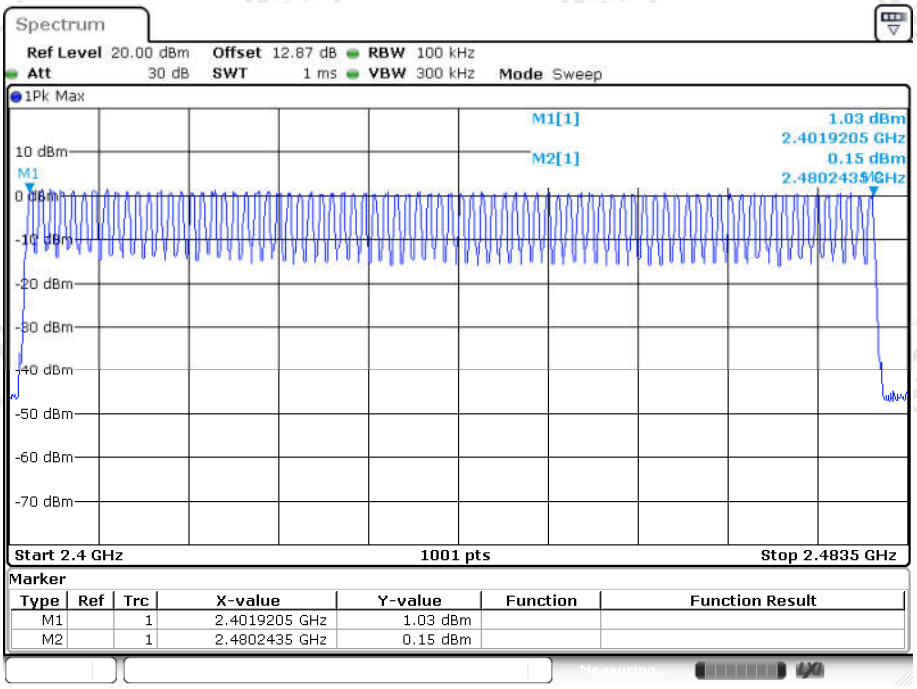

Date: 8.MAR.2023 09:35:42

Hopping No. NVNT 2-DH5 2441MHz Ant1

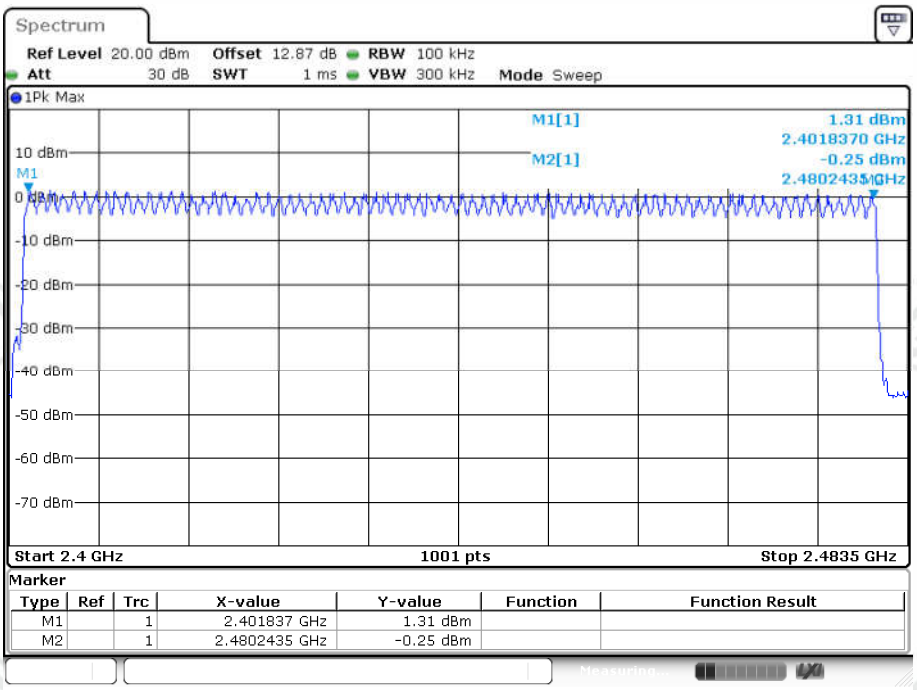

Date: 8.MAR.2023 09:41:11

Hopping No. NVNT 3-DH5 2441MHz Ant1

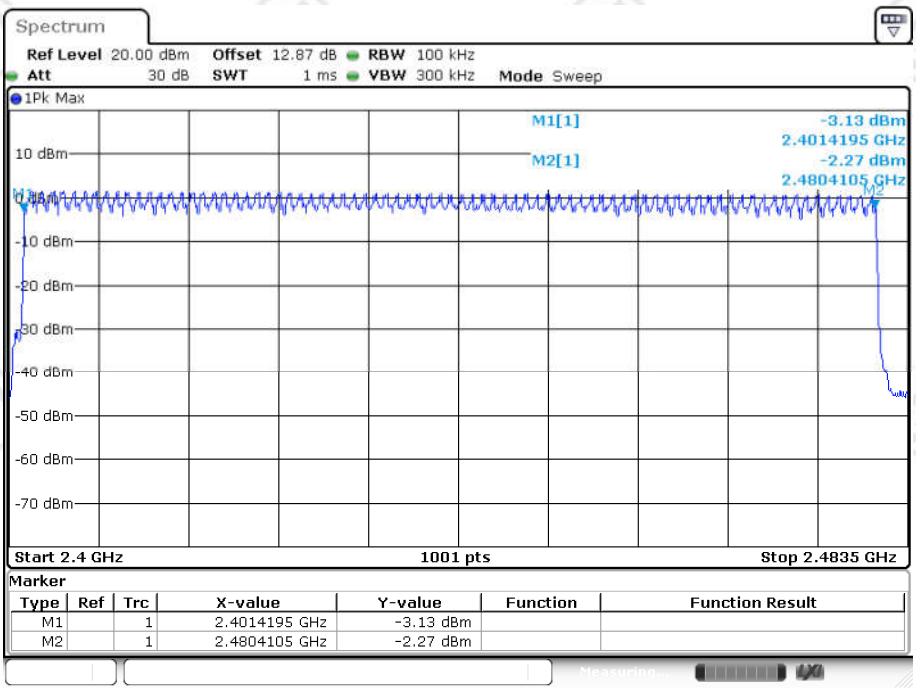

*** End of Report ***