WUDEMWWFE

User Manual

2.4GHz
Wireless Arc Touch Mouse

Ultra-Slim | Lightweight | Portable | Plug and Play

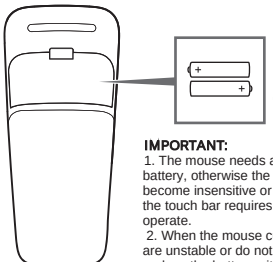

Requires 2 pcs
1.5V AAA batteries
(not included)

IMPORTANT:
1. The mouse needs a new 1.5V AAA battery, otherwise the touch bar may become insensitive or unresponsive as the touch bar requires a higher voltage to operate.
2. When the mouse cursor and touch bar are unstable or do not work, it is time to replace the battery with a new one.

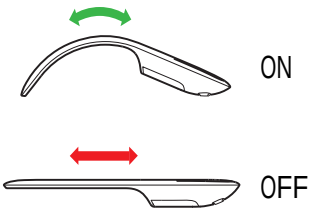

Bend the mouse to turn on power. Flatten to turn off.

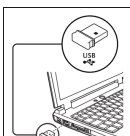

Pair your mouse with your Device

1. Put into the battery, bend the mouse.
2. Insert the USB Receiver into a USB port on your computer. Plug and Play.

USB Receiver Storage: Stow the USB Receiver in the magnetic holder underneath the mouse.

Packing List:

1x Arc Wireless Mouse,
1x USB Receiver,
1x User Manual.

① Slide your finger up or down the touch strip to scroll.

② Flick your finger up or down to scroll quickly.

③ Tap at the top or bottom to page up or page down.

Specifications

-Compatible systems: Windows 7/8/10/XP/Vista, Mac OS, Chrome OS, Android, Linux
-Application: PC, Laptop, Other devices with USB port
-Scrolling Type: Touch Scroll
-Connection style: 2.4GHz Wireless
-DPI: 1600
-Hand Orientation: Left and Right
-Mouse Size: 126.5*56.5*16.5 mm
-Power Supply: 2*AAA battery (not included)
-Weight: 50g
-Wireless transmi ssion distance: ≤10m
-Current: 8-15MA@3V
-The strength of button: 60-70±10g
-Buttons life: 3 million times.

FCC Warning

This device complies with part 15 of the FCC Rules. Operation is subject to the following two conditions: (1) This device may not cause harmful interference, and (2) this device must accept any interference received, including interference that may cause undesired operation.

Any Changes or modifications not expressly approved by the party responsible for compliance could void the user's authority to operate the equipment.

Note: This equipment has been tested and found to comply with the limits for a Class B digital device, pursuant to part 15 of the FCC Rules. These limits are designed to provide reasonable protection against harmful interference in a residential installation. This equipment generates uses and can radiate radio frequency energy and, if not installed and used in accordance with the instructions, may cause harmful interference to radio communications. However, there is no guarantee that interference will not occur in a particular installation. If this equipment does cause harmful interference to radio or television reception, which can be determined by turning the equipment off and on, the user is encouraged to try to correct the interference by one or more of the following measures:

-Reorient or relocate the receiving antenna.

-Increase the separation between the equipment and receiver.

-Connect the equipment into an outlet on a circuit different from that to which the receiver is connected.

-Consult the dealer or an experienced radio/TV technician for help.

The device has been evaluated to meet general RF exposure requirement. The device can be used in portable exposure condition without restriction.