承認書
APPROVAL

客　　户：

品 名 规 格
DESCRIPTION: **2.4G/5G-棒棒糖天线-SMA**

料　　号
PART　NO.：

客 户 料 号
CUS PART NO.：

日　　期
D A T E：2025.5.20

工　程 ENGINEERING DEPARTMENT	品　　保 Q C DEPARTMENT	业　务 SALES DEPARTMENT

客户承认签章

工　程 ENGINEERING DEPARTMENT	品　　保 Q C DEPARTMENT	采　购 PURCHASING DEPARTMENT

联系电话：

※ 承认书一式五份，惠蒙贵司承认签章

※ Approval in duplicate, please signed by your company.

Manufacturer: Shenzhen Jiechuang Xinke Co., LTD.
Address: South of the intersection of Shapuwei 3rd Road and Shapuwei 1st Road, Bao 'an District, Shenzhen City

1.测试项目与设备

	测试项目	设备
1. S11 参数 （S-parameter）	1. 回波损耗 （Return Loss） 2. 电压驻波比（VSWR）	网络分析仪: Agilent E5071B HP 8753D
2. 有源测试 （Active ）	1. 发射功率 （TRP） 2. 接收灵敏度（TIS）	1. 暗室：ETS 7x4x3 m (3D) Chamber ETS 5x3x3 m (3D) Chamber 2.综合测试仪: Agilent 8960 E5515B ×2 StarPoint SP6011
3.无源测试 （Passive）	1.天线增益 （Gain）2.天线效率 （Efficiency）	1. 暗室：ETS 7x4x3 m (3D) Chamber ETS 5x3x3 m (3D) Chamber 2. 网络分析仪：Agilent E5071B HP 8753D



2.天线性能

SWR

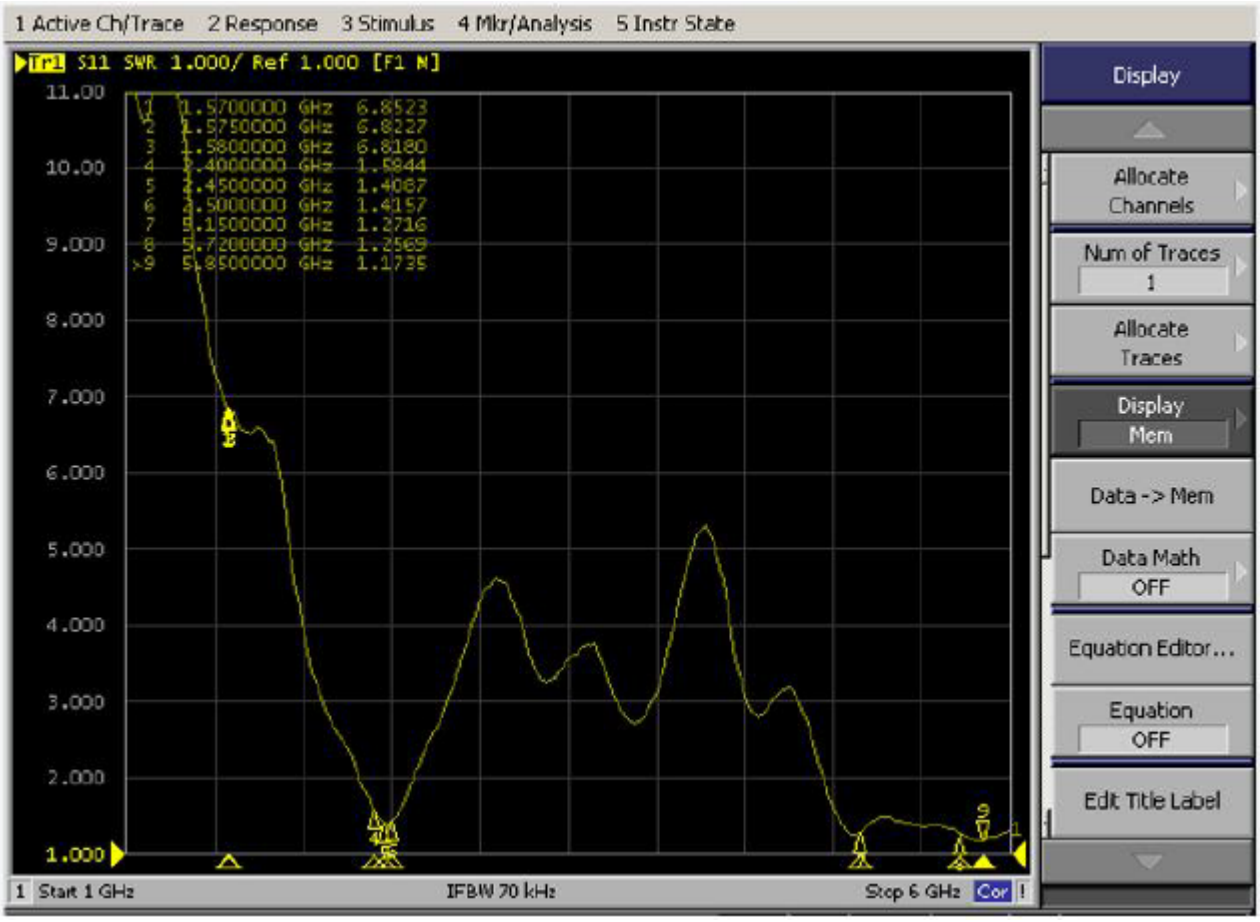
1 Active Ch/Trace
2 Response
3 Stimulus
4 Mkr/Analysis
5 Instr State
Tr1 S11 SWR 1.000/ Ref 1.000 [F1 N]
1 1.5700000 GHz 6.8523
2 1.5750000 GHz 6.8227
3 1.5800000 GHz 6.8180
4 2.4000000 GHz 1.5844
5 2.4500000 GHz 1.4067
6 2.5000000 GHz 1.4157
7 5.1500000 GHz 1.2716
8 5.7200000 GHz 1.2569
>9 5.8500000 GHz 1.1735
11.00
10.00
9.000
8.000
7.000
6.000
5.000
4.000
3.000
2.000
1.000
1 Start 1 GHz
IFBW 70 kHz
Stop 6 GHz
Cor
Display
Allocate Channels
Num of Traces
1
Allocate Traces
Display Mem
Data -> Mem
Data Math
OFF
Equation Editor...
Equation
OFF
Edit Title Label

3.天线效率与增益

Passive Test For WIFI2.4		
Freq (MHz)	Effi (%)	Gain (dBi)
2400	54.38	4.56
2410	52.36	4.32
2420	47.17	3.91
2430	46.43	3.88
2440	49.02	4.19
2450	52.49	4.51
2460	49.92	4.4
2470	53.16	4.73
2480	54.11	4.73
2490	57.28	4.92
2500	58.69	5.1

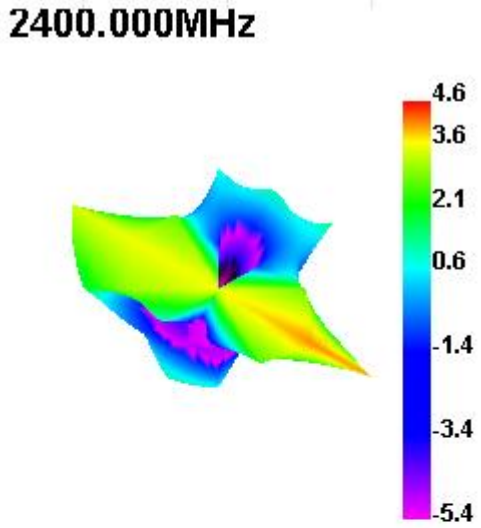

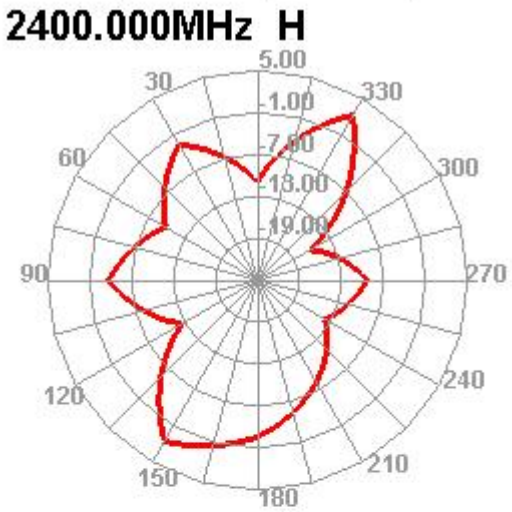

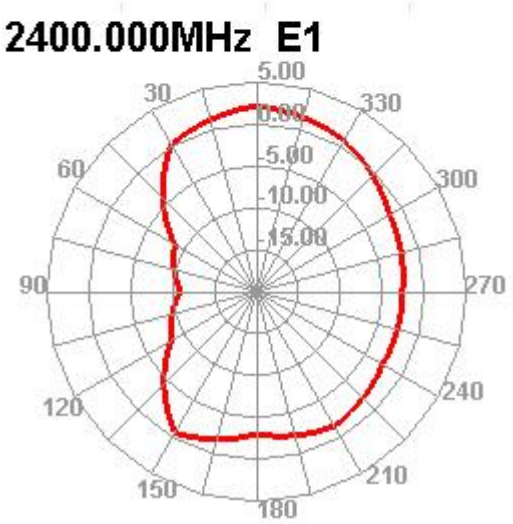

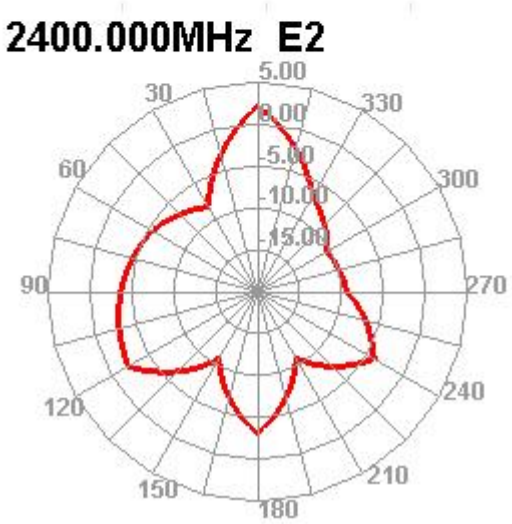

Passive Test For WIFI5.8		
Freq (MHz)	Effi (%)	Gain (dBi)
5150	50.28	1.53
5250	40.85	0.47
5350	56.68	1.71
5450	60.8	1.93
5550	61.46	1.29
5650	69.64	1.91
5750	73.01	2.00
5850	71.29	1.98

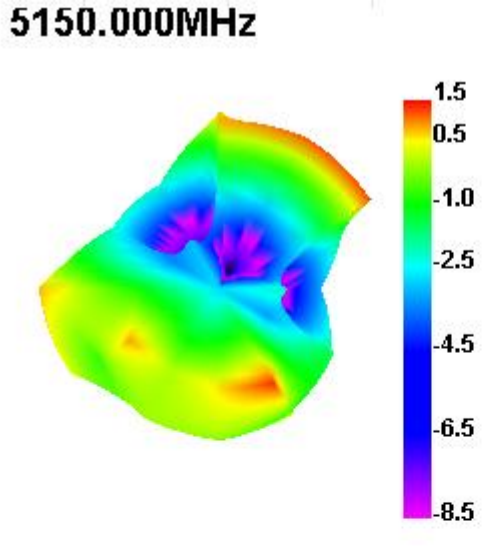

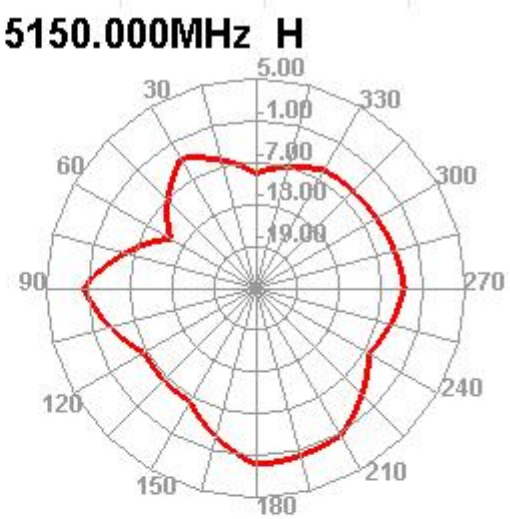

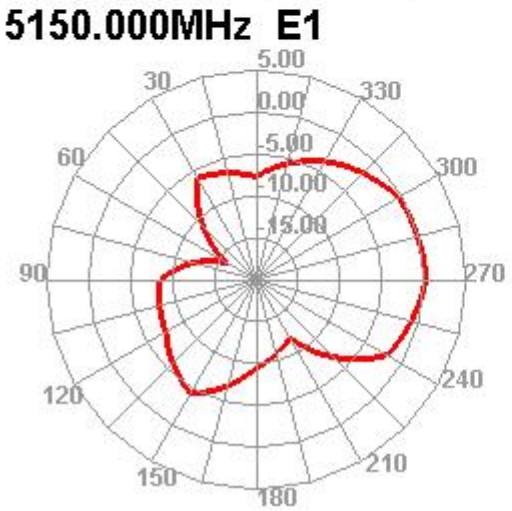

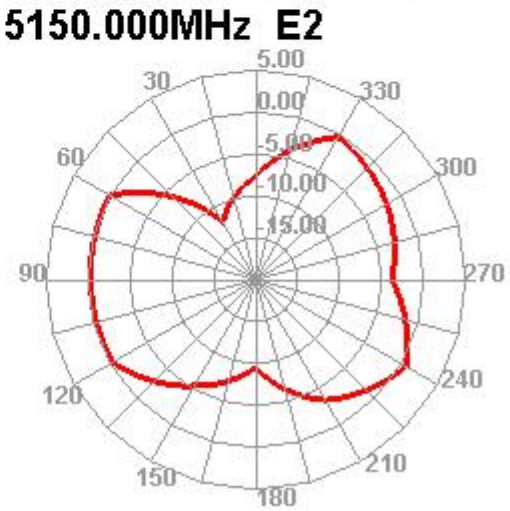

Size:mm

4.Antenna Dimension:



Electrical Specifications		Electrical Specifications	
Frequency Range	2400~2500MHz	Frequency Range	5000~5800MHz
VSWR	≤2.0	VSWR	≤2.0
Input Impedance	50 Ω	Input Impedance	50 Ω
Gain	5DBI	Gain	2DBI
Radiation direction	全向	Radiation direction	omnidirectional
Mechanical Specifications		Mechanical Specifications	
Antenna Color	Black	Antenna Color	Black
Input connector	SMA	Input connector	SMA
Cable length	73.5MM	Cable length	73.5MM
Working Temperature	-40℃~+85℃	Working Temperature	-40℃~+85℃
Working Humidity	20~80%	Working Humidity	20~80%