FN-LINK TECHNOLOGY Ltd.

# 承 认 书
# Acknowledgment Letter

| CUSTOMER APPROVED BY | | |
|---|---|---|
| Approved by | Checked by | Prepared by |
| | | |
| SUPPLIER APPROVED BY | | |
| Approved by | Checked by | Prepared by |
| | | |

Supplier Name: FN-LINK TECHNOLOGY Ltd.

Supplier Address: Office Address: 14th Floor, Block B, Phoenix Zhigu, No.50 Tiezai Road, Gongle Community, Xixiang Street, Baoan District, Shenzhen, China 518000

Supplier Factory: Factory address:No.8, Litong Road, Liuyang Economic & Technical Development Zone, Changsha, Hunan, China 41032

Phone number:86-755-2955-8186
website:www.fn-link.com

# antenna testing

| | |
|---|---|
| Customer | GS Group |
| Project Name | S28 |
| Customer NO. | |
| specification | PCB antenna L15mm*W8mm<br>2.4~2.5GHz/5.15~5.85GHz |
| Supplier NO. | |
| Specification NO. | |
| Write by | Pan Yilin |
| REV. | Ver.1 |
| Date | 2024-4-22 |
| Note | |

| Version change log | | | | |
|---|---|---|---|---|
| Change date | Change content | version | Change person | Approved by |
| | | | | |
| | | | | |
| | | | | |
| | | | | |
| | | | | |
| | | | | |
| | | | | |
| | | | | |
| | | | | |
| | | | | |
| | | | | |
| | | | | |
| | | | | |
| | | | | |
| | | | | |
| | | | | |

# 1. Recognition Letter Project Table (Index)


| Number | content | Page number |
|---|---|---|
| – | Acknowledgment Letter Cover | one |
| – | Antenna test report | two |
| – | Version change record | three |
| one | Confirmation Letter Project Table | four |
| two | Test equipment and conditions | five |
| three | Prototype structure specification | six |
| four | Finished antenna diagram | seven |
| five | S11 | eight |
| six | Gain/Efficiency/3D Graph | nine -ten |
| seven | packing | eleven |

# (Test Equipment & Conditions)

**1.1 . Network Analyzers :** KEYSIGHT P5002A **1.2 . Communications Test Set:** R&S CMW 500

**1.3 . 3D Chamber Test System:** (24 probe testing system)

1. Testing principle diagram of microwave anechoic chamber

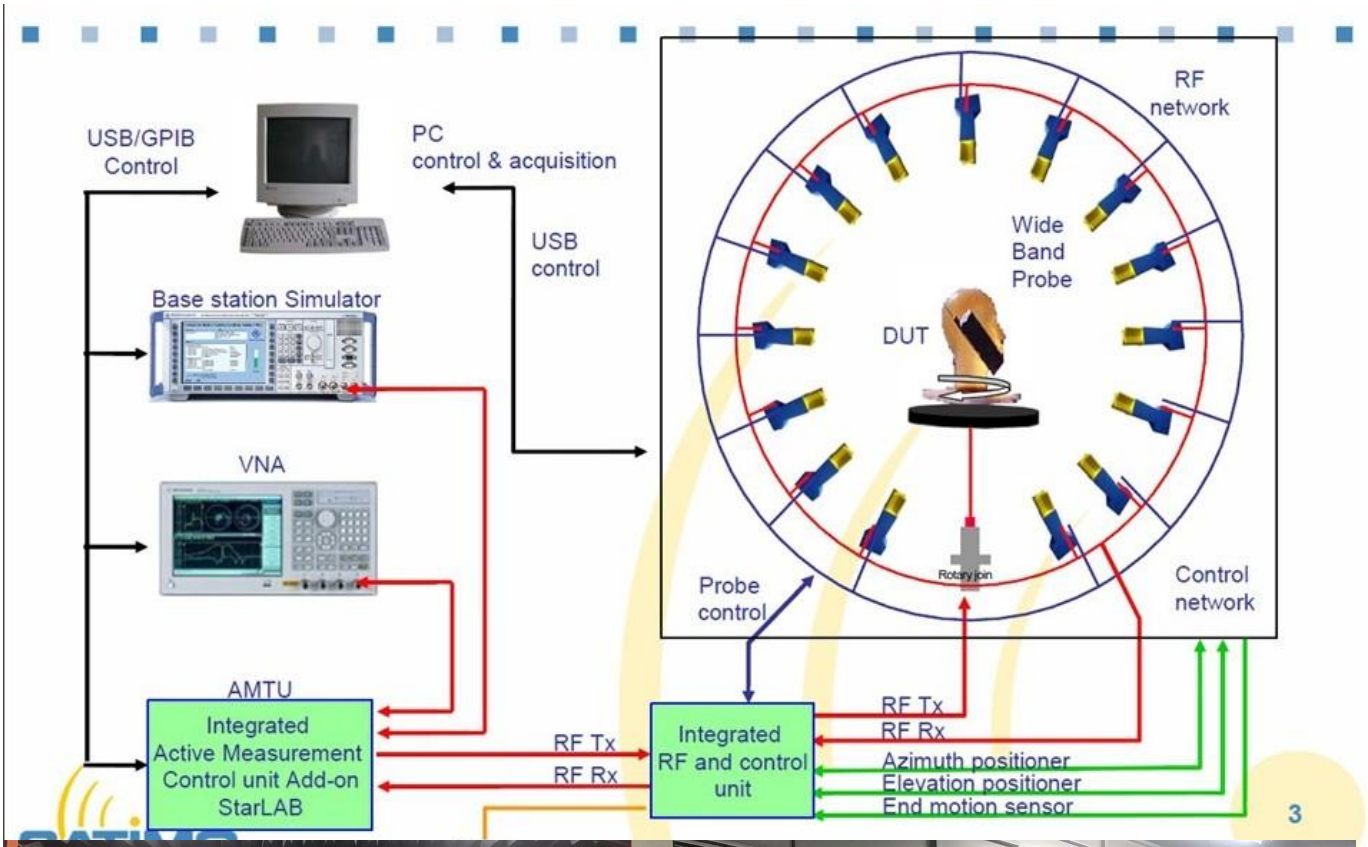




2. Explanation.

This report summarizes the electrical performance results of the antenna for the project, including the S11 parameters, Gain, and Efficiency of the antenna

# catalogue


1. Complete machine description
2. Debugging data report
3. Test data




# WIFI ANTENNA S11

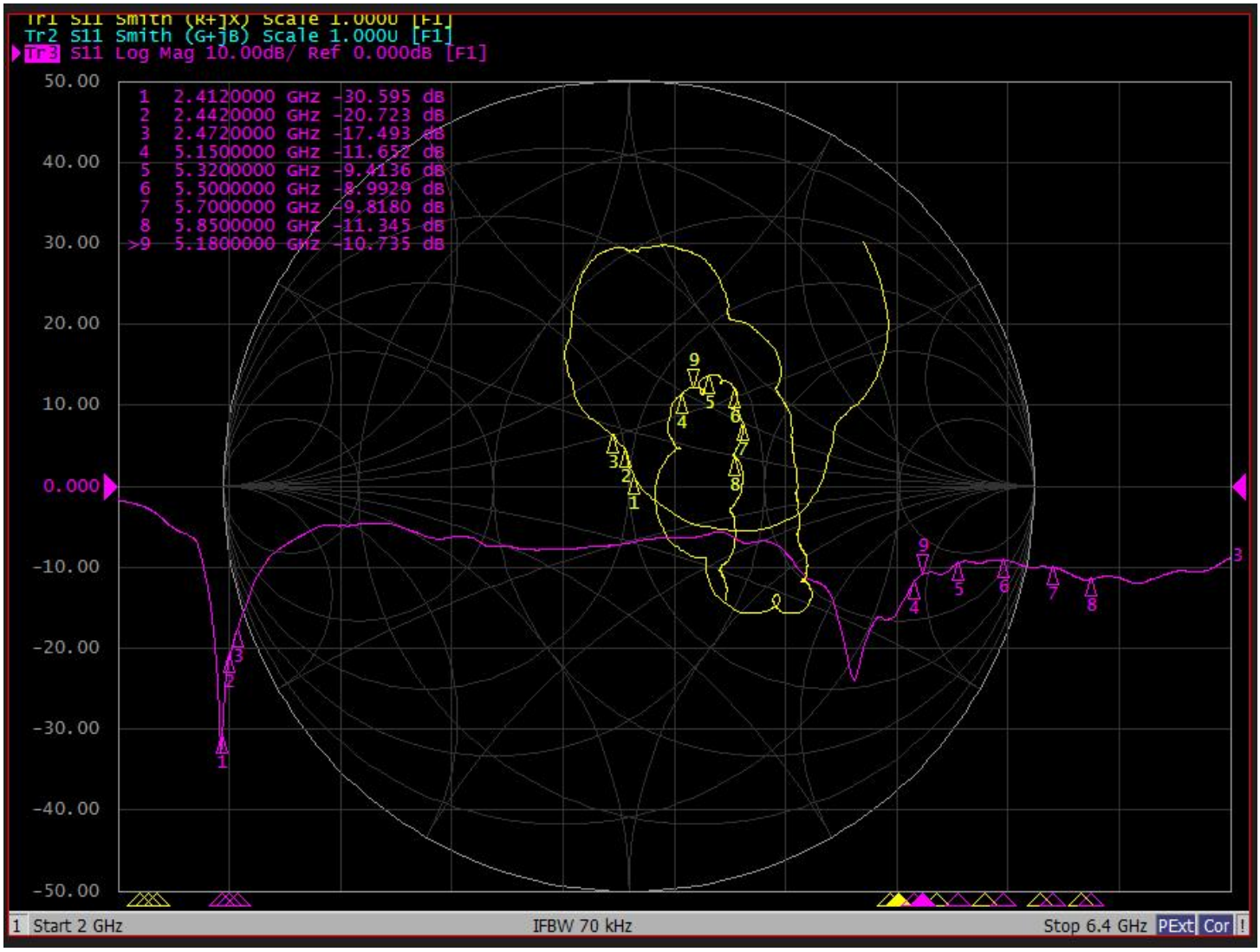

## TEST DATA

| Frequency/MHZ | MaxGain/dBi | Efficiency/% |
|---|---|---|
| 2400 | 1.5 | 42.93 |
| 2410 | 1.48 | 40.56 |
| 2420 | 1.49 | 41.21 |
| 2430 | 1.39 | 42.33 |
| 2440 | 1.41 | 40.87 |
| 2450 | 0.87 | 42.66 |
| 2460 | 0.71 | 43.82 |
| 2470 | 0.65 | 43.44 |
| 2480 | 0.76 | 43.84 |
| 2490 | 0.96 | 42.18 |
| 2500 | 0.67 | 43.52 |
| 5000 | 2.49 | 42.27 |
| 5100 | 3.32 | 45.5 |
| 5200 | 2.81 | 39.45 |
| 5300 | 2.83 | 42.17 |
| 5400 | 2.97 | 41.02 |
| 5500 | 3.17 | 39.63 |
| 5600 | 1.49 | 33.96 |
| 5700 | 2.45 | 37.84 |
| 5800 | 1.9 | 33.34 |
| 5900 | 1.09 | 28.18 |
| 6000 | 3.32 | 44.98 |

# 2.4G 5G antenna pattern

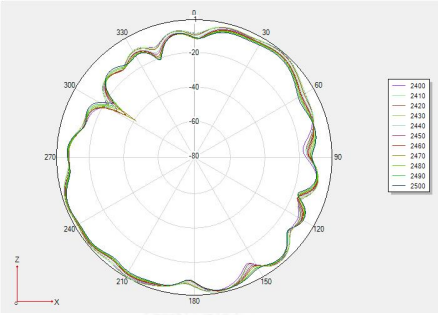

Z-X

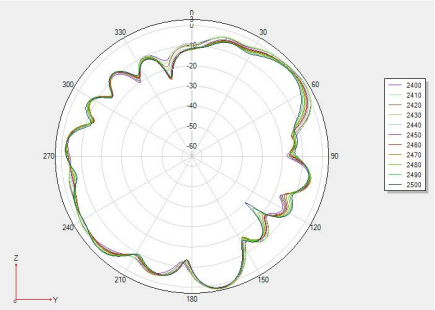

Z-Y

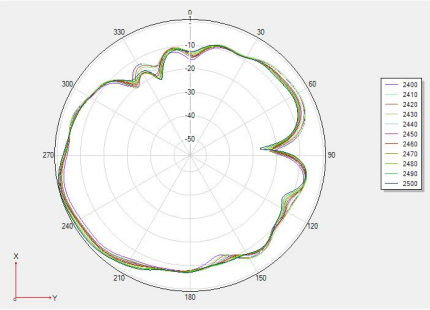

X-Y

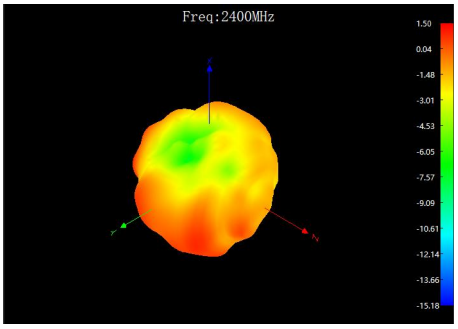


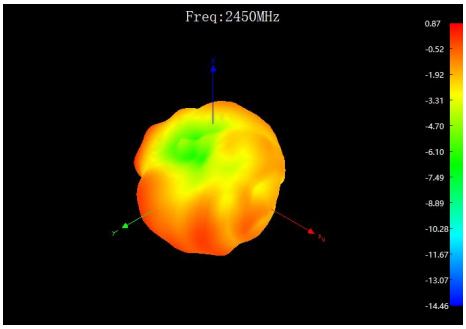


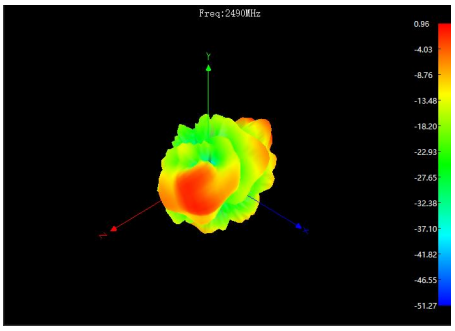


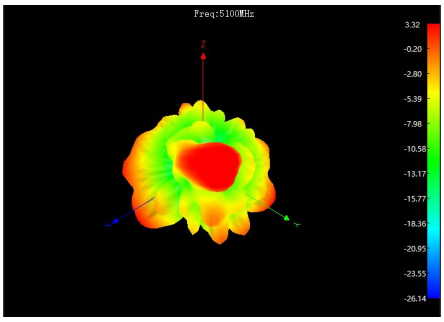


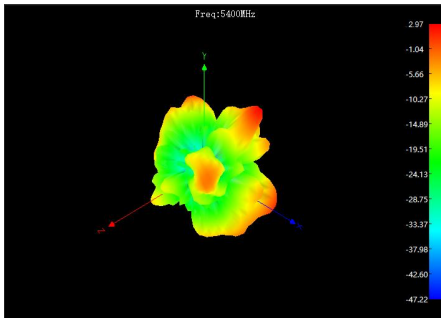


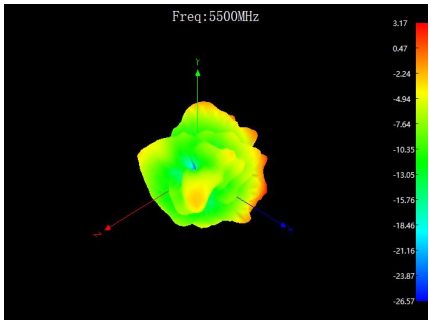


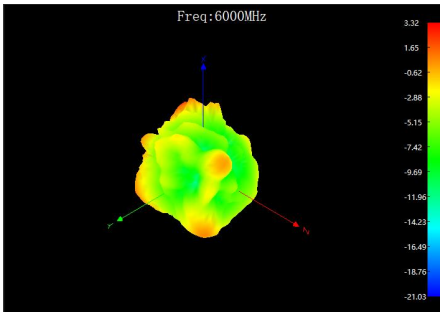

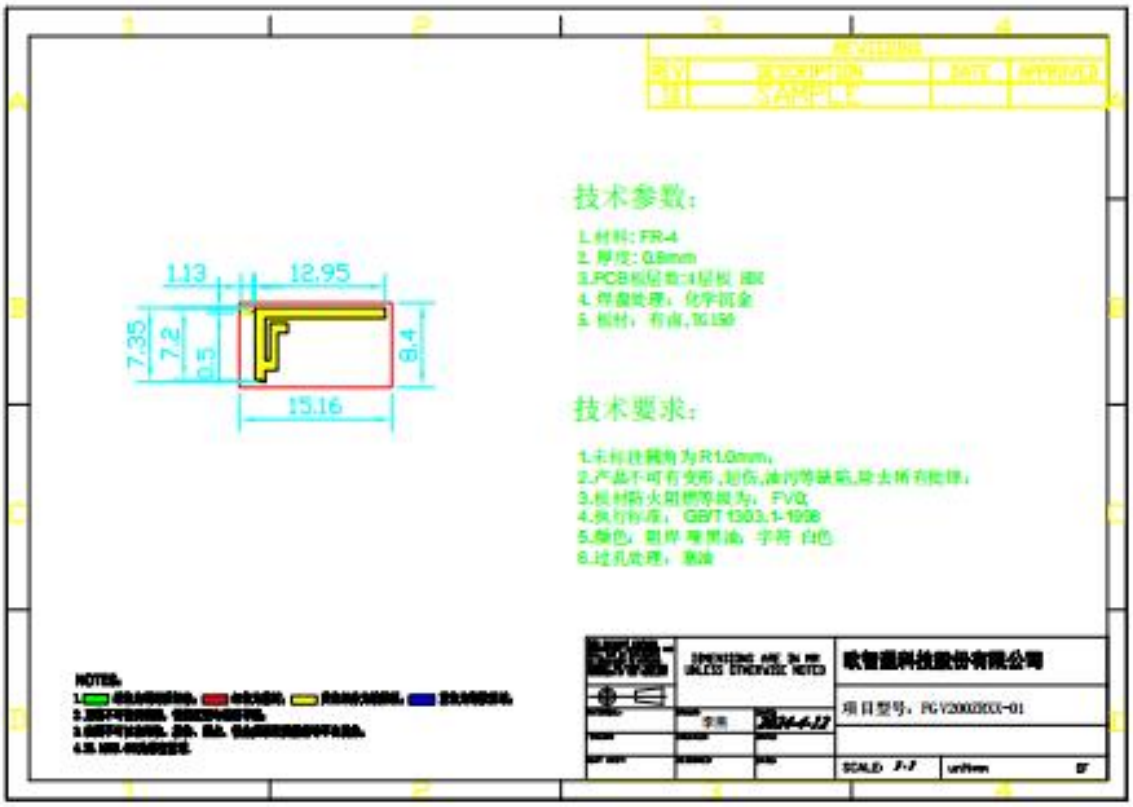

REVISIONS
REV
DESCRIPTION
DATE
APPROVED
SAMPLE
1.13
12.95
7.35
7.2
0.5
8.4
15.16
技术参数:
1.材料: FR-4
2.厚度: 0.8mm
3.PCB板层数:4层板 HDI
4.焊盘处理: 化学沉金
5.板材: 有卤,TG150
技术要求:
1.未标注圆角为R1.0mm,
2.产品不可有变形,划伤,油污等缺陷,除去所有批锋;
3.板材防火阻燃等级为: FV0;
4.执行标准: GB/T 1303.1-1998
5.颜色: 阻焊 哑黑油, 字符 白色
6.过孔处理: 塞油
NOTES:
DIMENSIONS ARE IN MM
UNLESS OTHERWISE NOTED
欧智通科技股份有限公司
项目型号: FGV2002XXX-01
SCALE
unit:mm