Photographs of the test setup

Refer to Appendix - Test Setup Photos

Photographs of the EUT

Refer to Appendix - EUT Photos

Appendix

Appendix A: DTS Bandwidth

Test Result

Test Mode	Antenna	Frequency [MHz]	DTS BW [MHz]	Limit [MHz]	Verdict
11B	Ant1	2412	10.040	0.5	PASS
		2437	9.760	0.5	PASS
		2462	9.560	0.5	PASS
11G	Ant1	2412	16.360	0.5	PASS
		2437	16.320	0.5	PASS
		2462	16.280	0.5	PASS
11N20SISO	Ant1	2412	17.600	0.5	PASS
		2437	17.600	0.5	PASS
		2462	17.560	0.5	PASS
11N40SISO	Ant1	2422	35.440	0.5	PASS
		2437	36.080	0.5	PASS
		2452	35.680	0.5	PASS

Test Graphs

11B_Ant1_2412

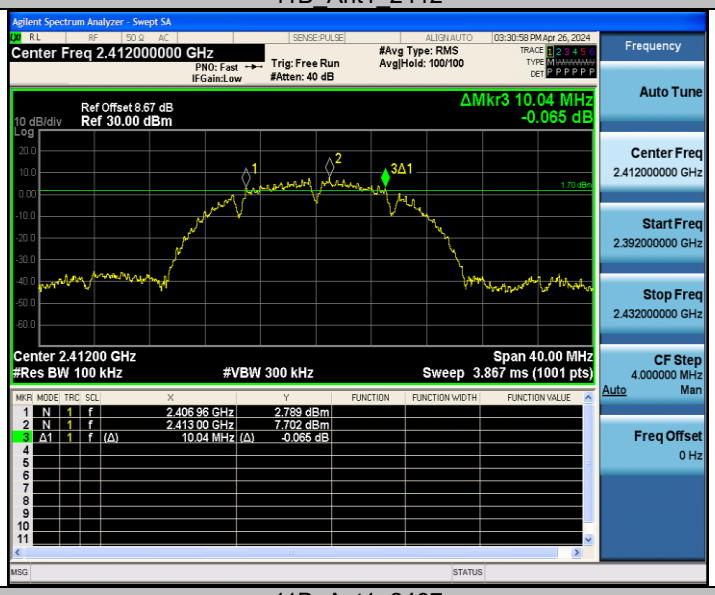

11B_Ant1_2437

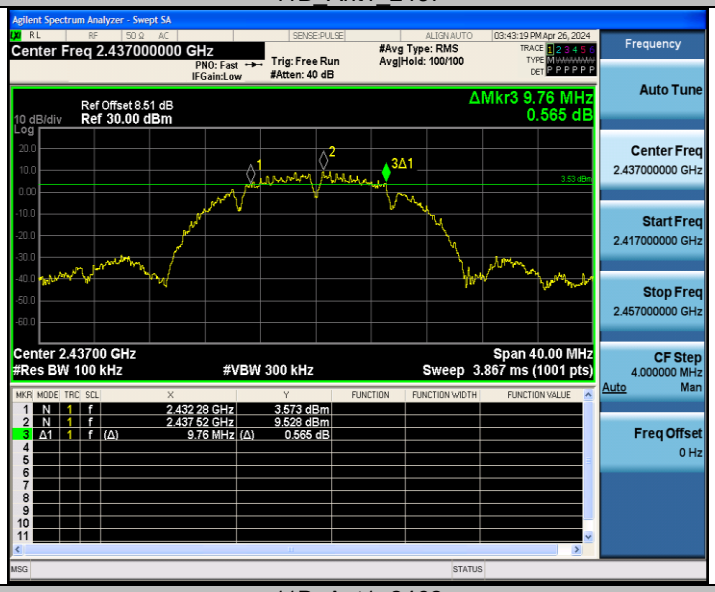

11B_Ant1_2462

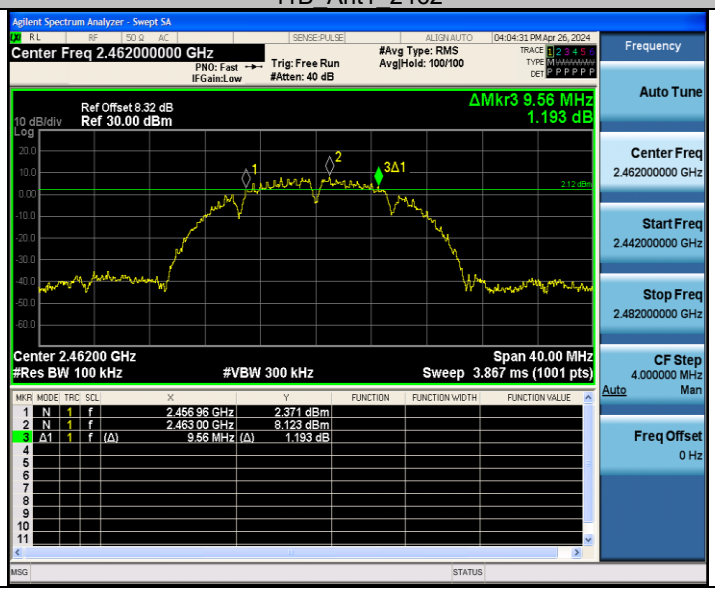

11G_Ant1_2412

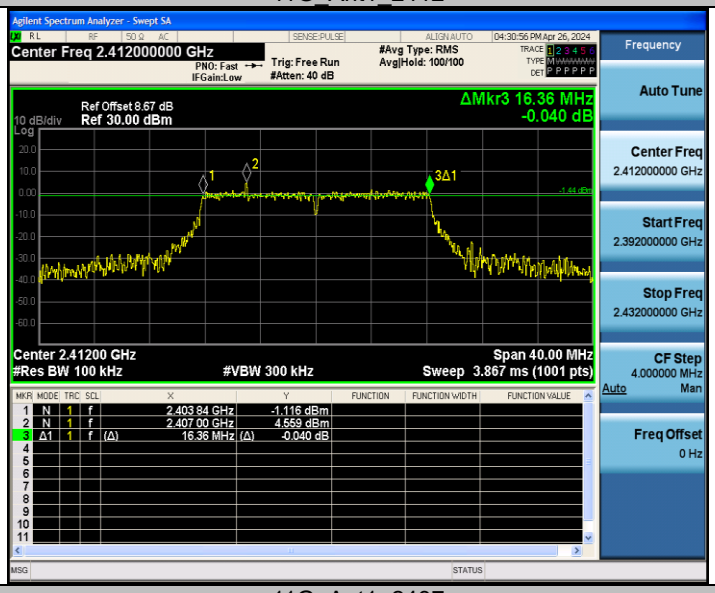

11G_Ant1_2437

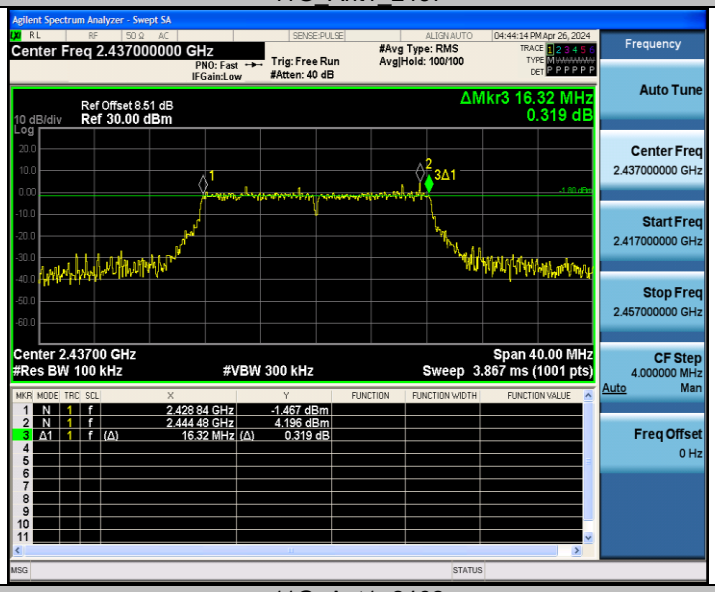

11G_Ant1_2462

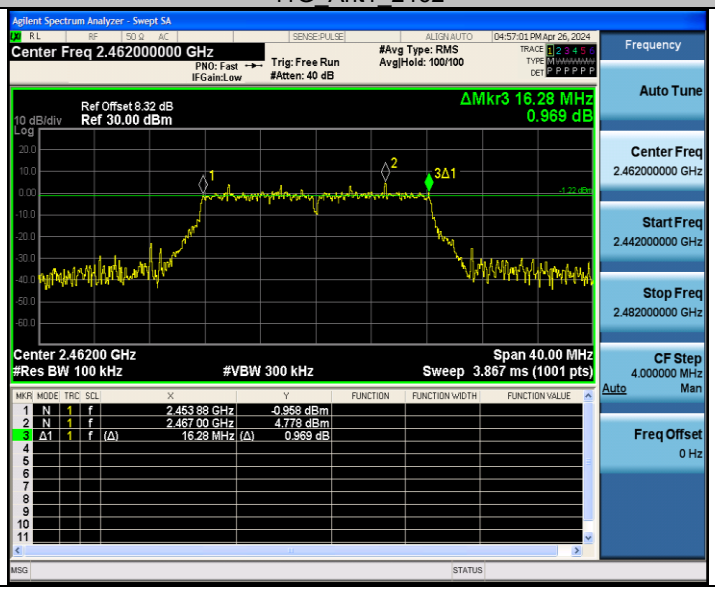

11N20SISO_Ant1_2412

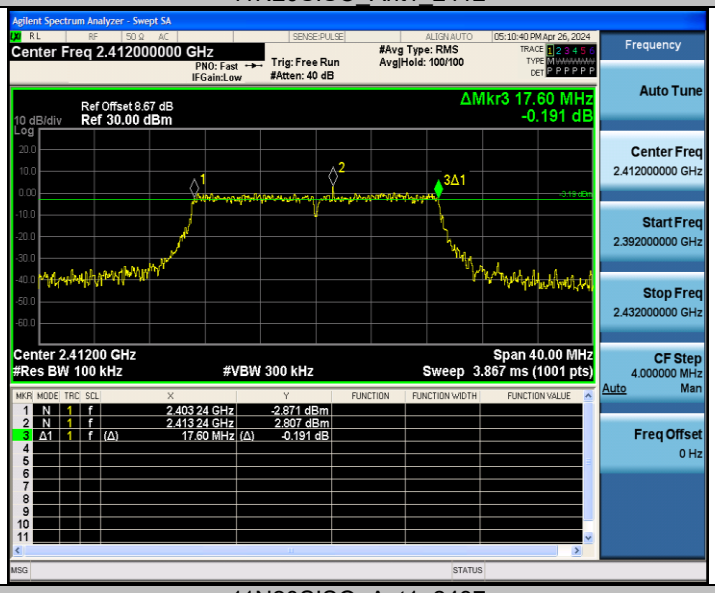

11N20SISO_Ant1_2437

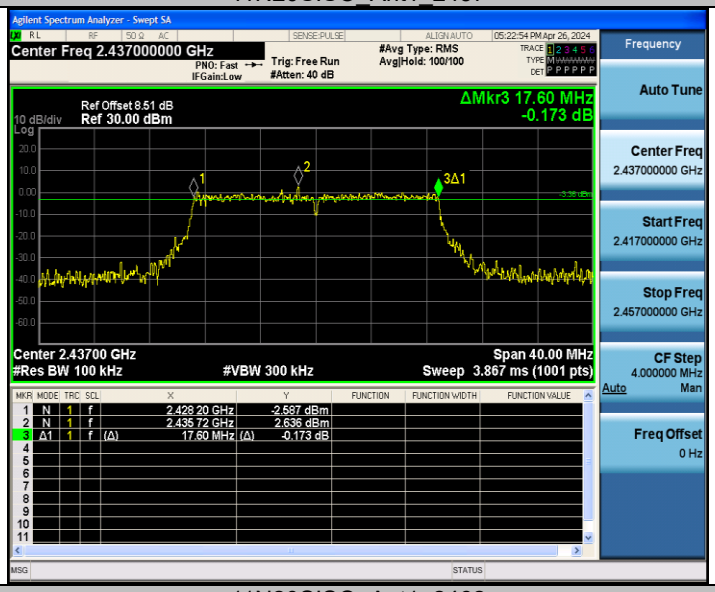

11N20SISO_Ant1_2462

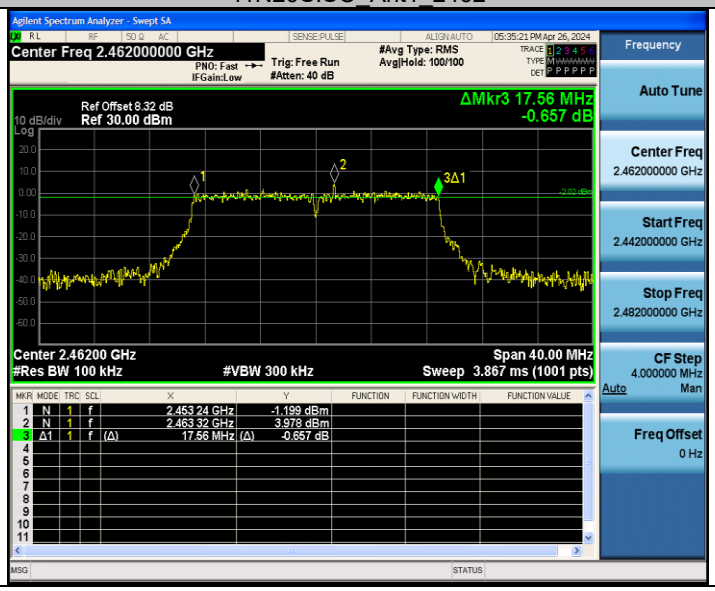

11N40SISO_Ant1_2422

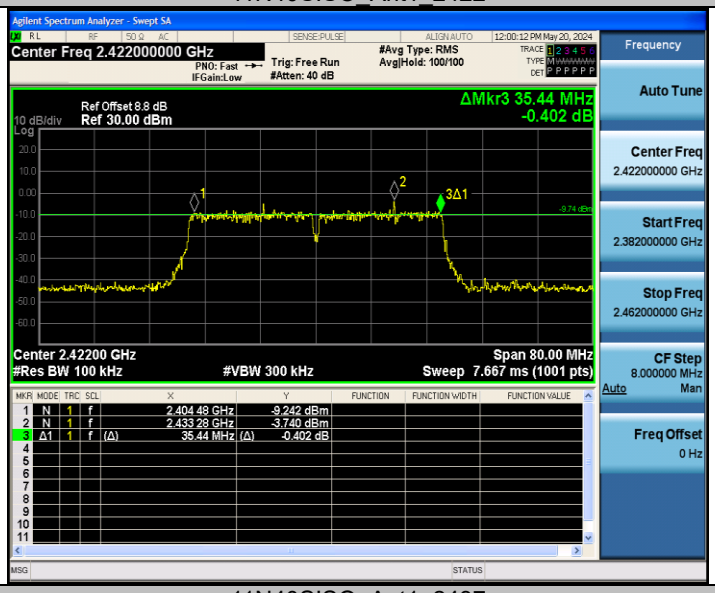

11N40SISO_Ant1_2437

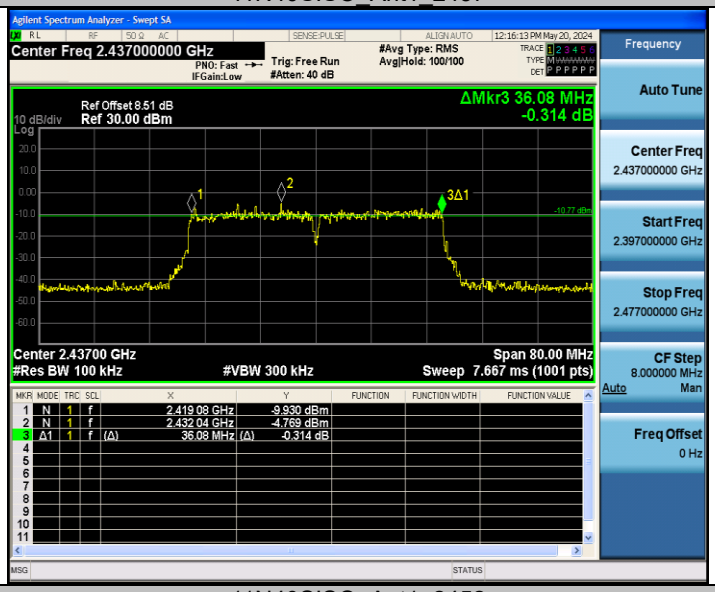

11N40SISO_Ant1_2452

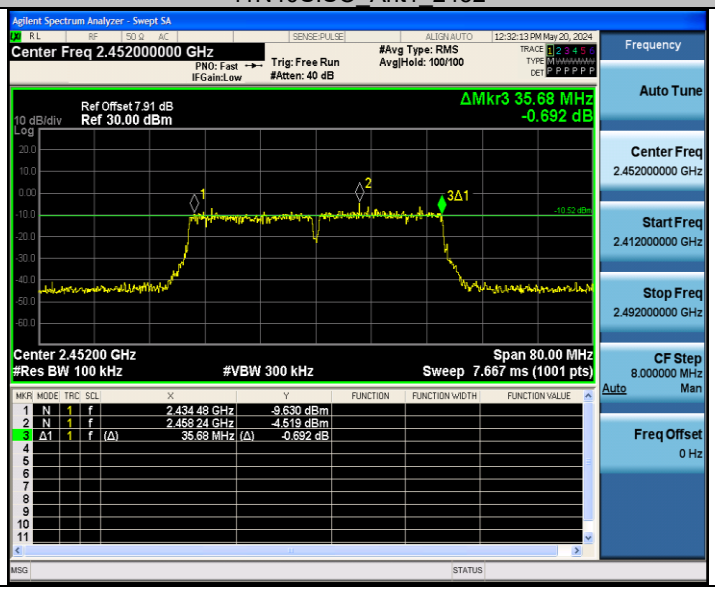

Appendix B: Maximum conducted output power

Test Result Peak

Test Mode	Antenna	Frequency [MHz]	conducted average power [dBm]	Conducted Limit [dBm]	Verdict
11B	Ant1	2412	17.42	≤30.00	PASS
		2437	16.67	≤30.00	PASS
		2462	16.51	≤30.00	PASS
11G	Ant1	2412	15.56	≤30.00	PASS
		2437	14.40	≤30.00	PASS
		2462	15.69	≤30.00	PASS
11N20SISO	Ant1	2412	14.82	≤30.00	PASS
		2437	14.32	≤30.00	PASS
		2462	13.79	≤30.00	PASS
11N40SISO	Ant1	2422	15.39	≤30.00	PASS
		2437	14.42	≤30.00	PASS
		2452	15.18	≤30.00	PASS

Test Graphs

11B_Ant1_2412

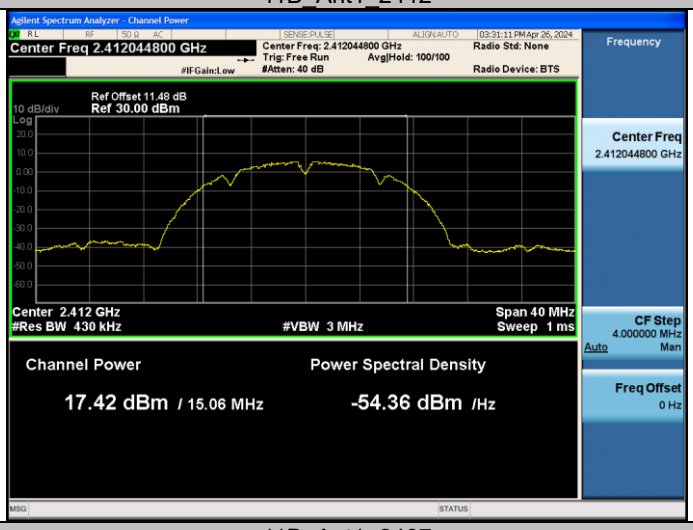

11B_Ant1_2437

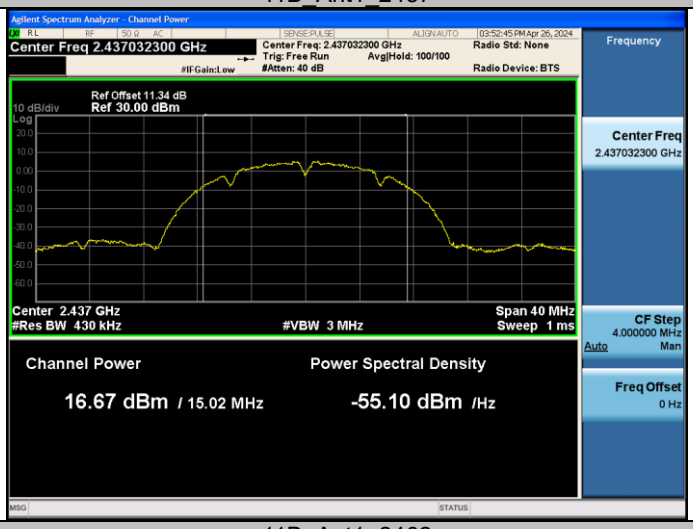

11B_Ant1_2462

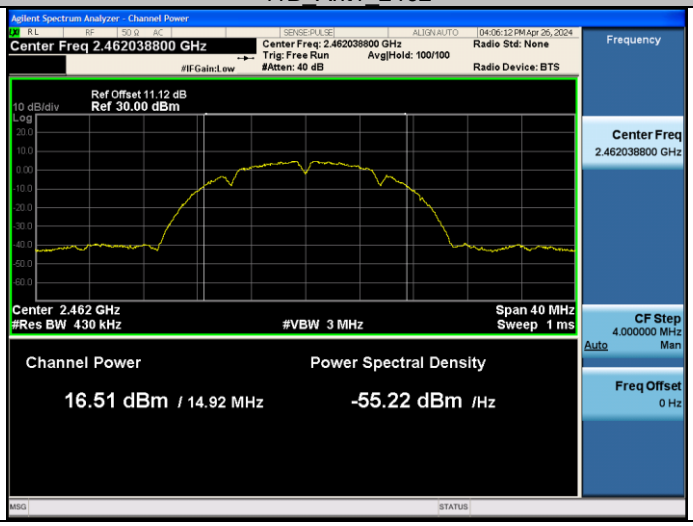

11G_Ant1_2412

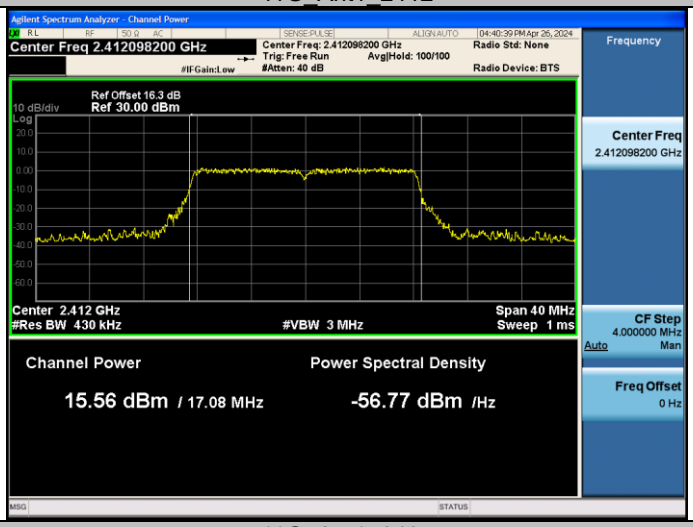

11G_Ant1_2437

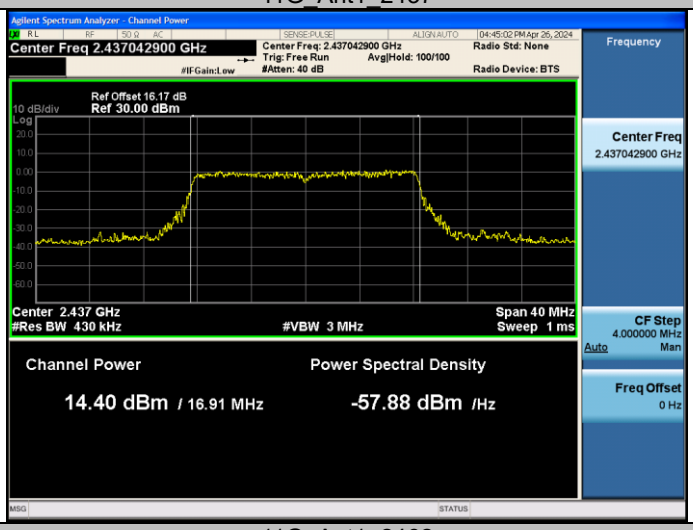

11G_Ant1_2462

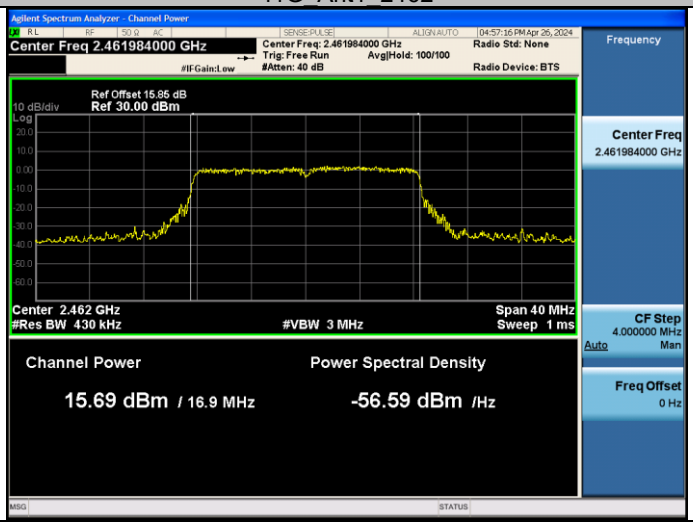

11N20SISO_Ant1_2412

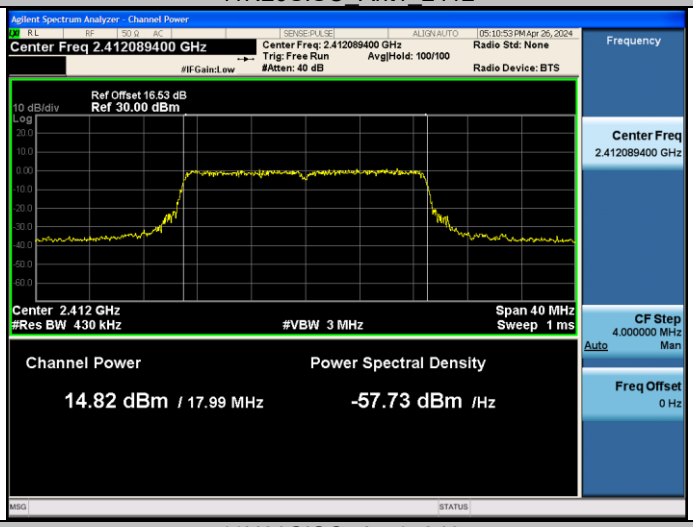

11N20SISO_Ant1_2437

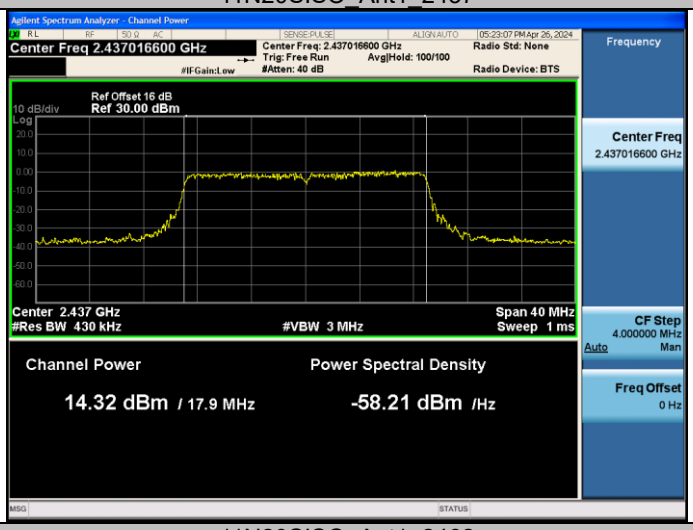

11N20SISO_Ant1_2462

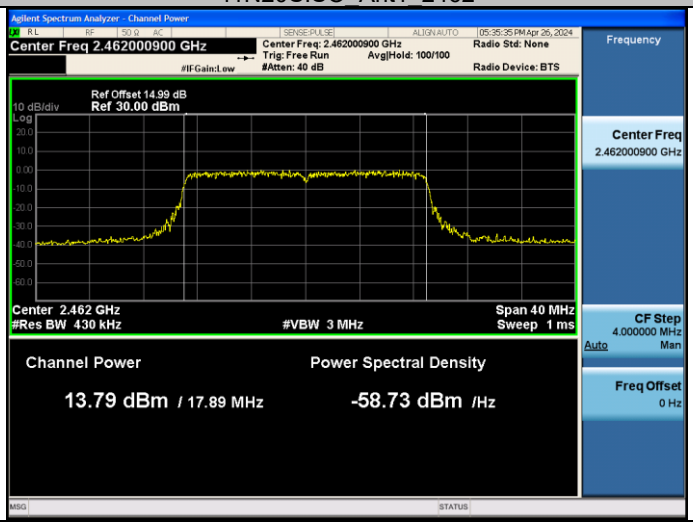

11N40SISO_Ant1_2422

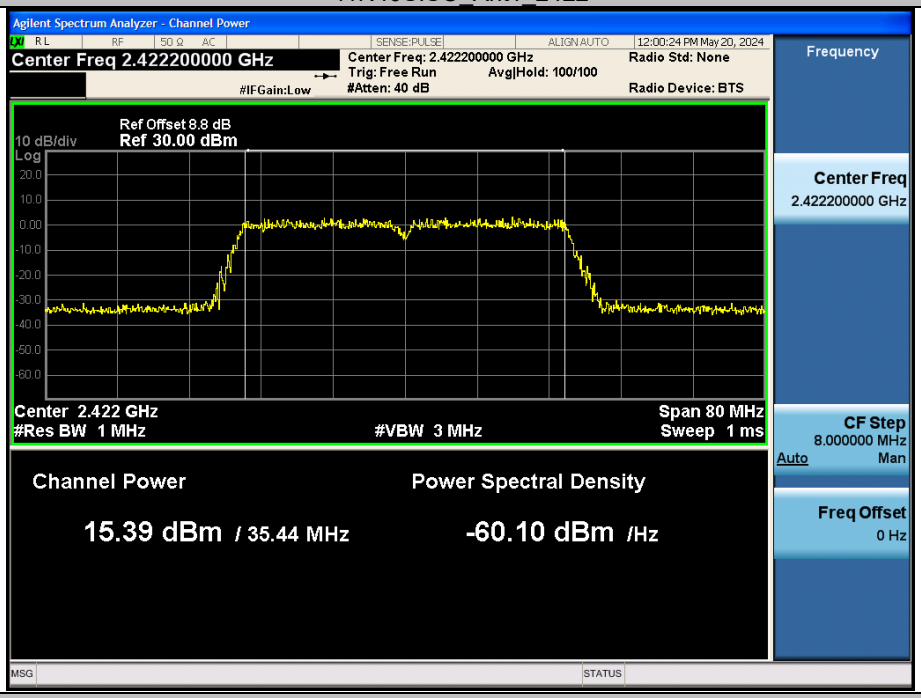

11N40SISO_Ant1_2437

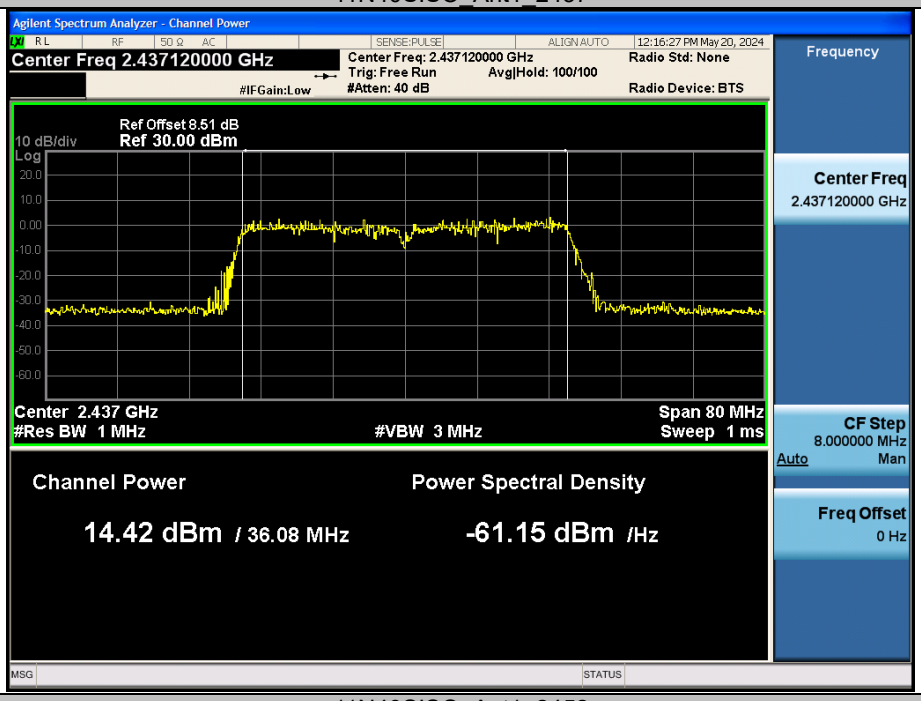

11N40SISO_Ant1_2452

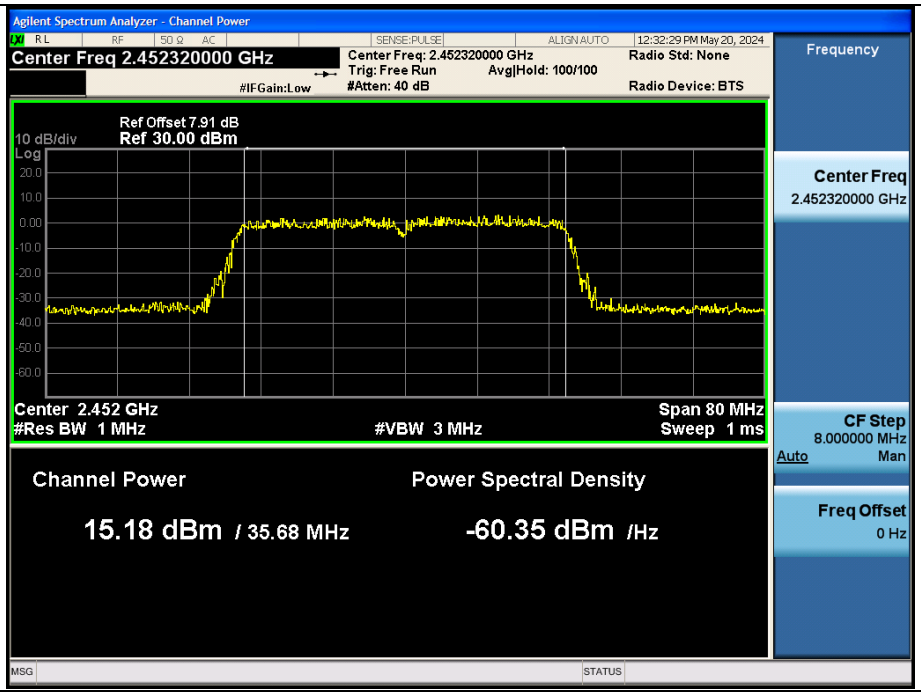
Agilent Spectrum Analyzer - Channel Power
Center Freq 2.452320000 GHz
Center Freq: 2.452320000 GHz
Trig: Free Run
Avg|Hold: 100/100
#Atten: 40 dB
Radio Std: None
Radio Device: BTS
12:32:29 PM May 20, 2024
Frequency
Ref Offset 7.91 dB
10 dB/div
Ref 30.00 dBm
Log
Center 2.452 GHz
#Res BW 1 MHz
#VBW 3 MHz
Span 80 MHz
Sweep 1 ms
Center Freq
2.452320000 GHz
CF Step
8.000000 MHz
Auto
Man
Freq Offset
0 Hz
Channel Power
15.18 dBm / 35.68 MHz
Power Spectral Density
-60.35 dBm /Hz
MSG
STATUS

Appendix C: Maximum power spectral density

Test Result

Test Mode	Antenna	Frequency [MHz]	Result [dBm/3-100kHz]	Limit [dBm/3kHz]	Verdict
11B	Ant1	2412	-14.34	≤8.00	PASS
		2437	-14.51	≤8.00	PASS
		2462	-14.76	≤8.00	PASS
11G	Ant1	2412	-14.60	≤8.00	PASS
		2437	-15.52	≤8.00	PASS
		2462	-14.62	≤8.00	PASS
11N20SISO	Ant1	2412	-15.49	≤8.00	PASS
		2437	-15.19	≤8.00	PASS
		2462	-15.47	≤8.00	PASS
11N40SISO	Ant1	2422	-18.28	≤8.00	PASS
		2437	-18.30	≤8.00	PASS
		2452	-18.98	≤8.00	PASS