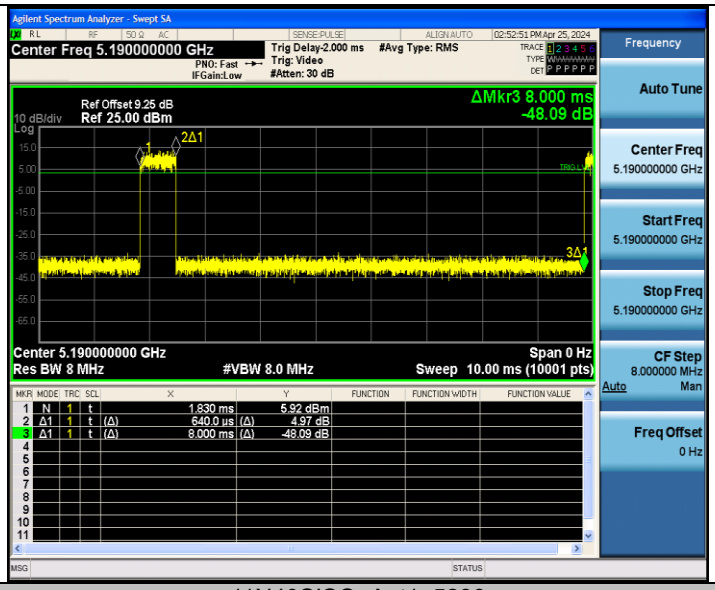

11N40SISO_Ant1_5230

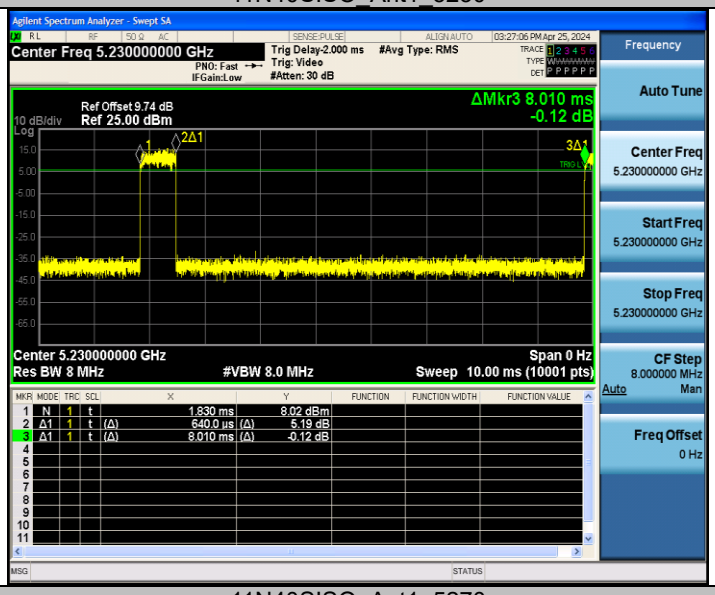

11N40SISO_Ant1_5270

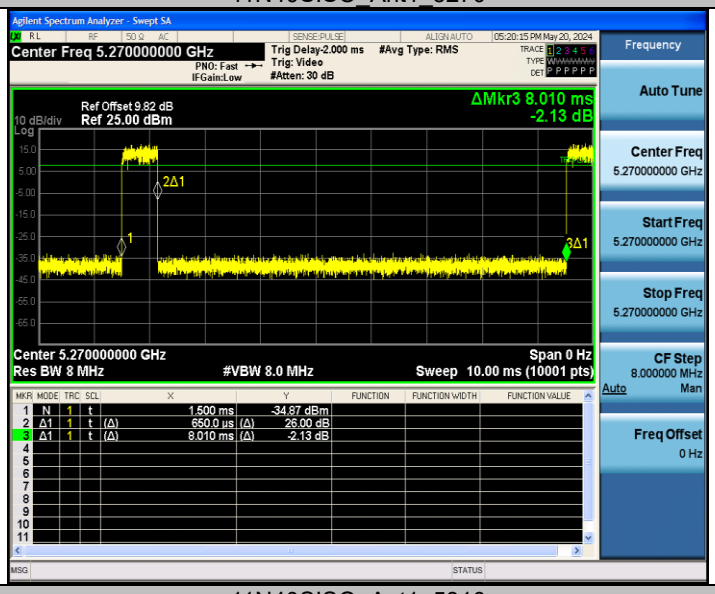

11N40SISO_Ant1_5310

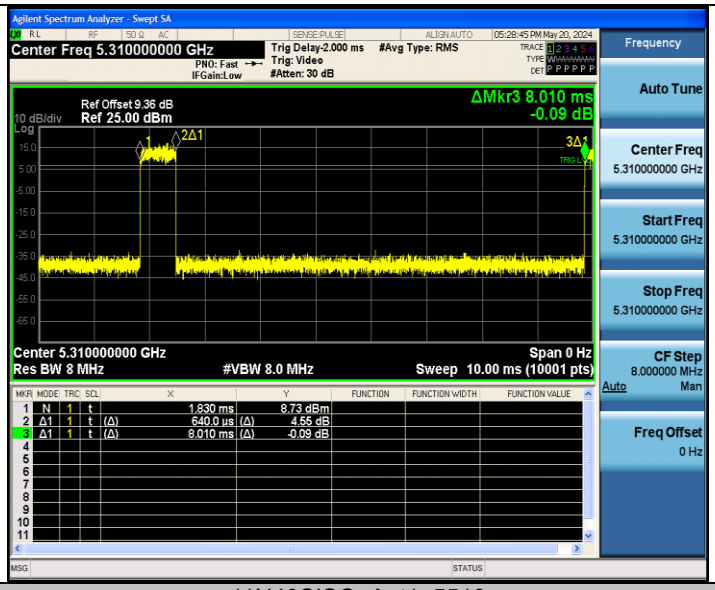

11N40SISO_Ant1_5510

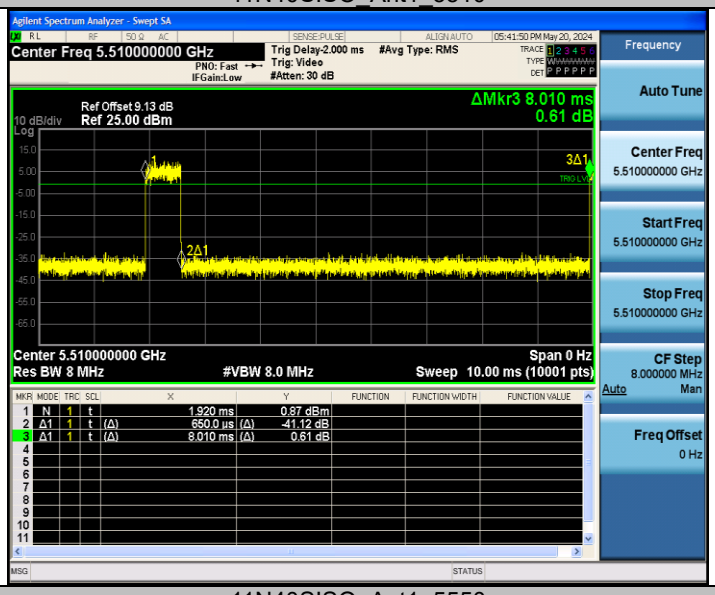

11N40SISO_Ant1_5550

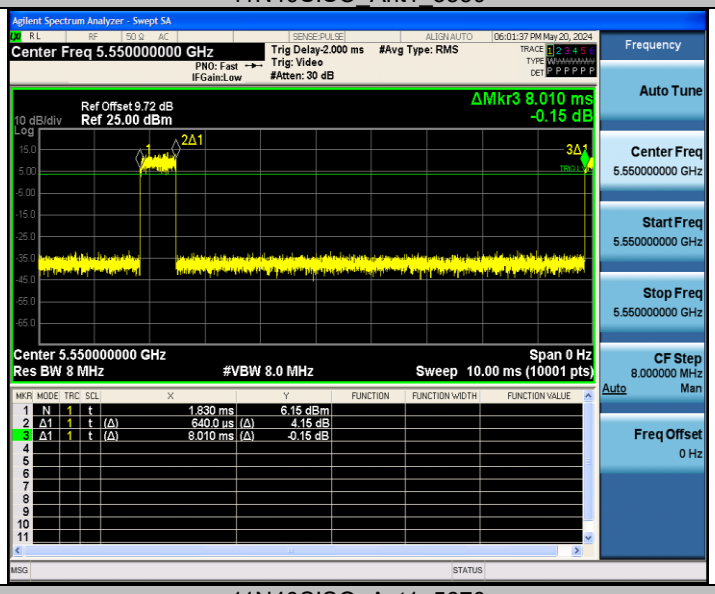

11N40SISO_Ant1_5670

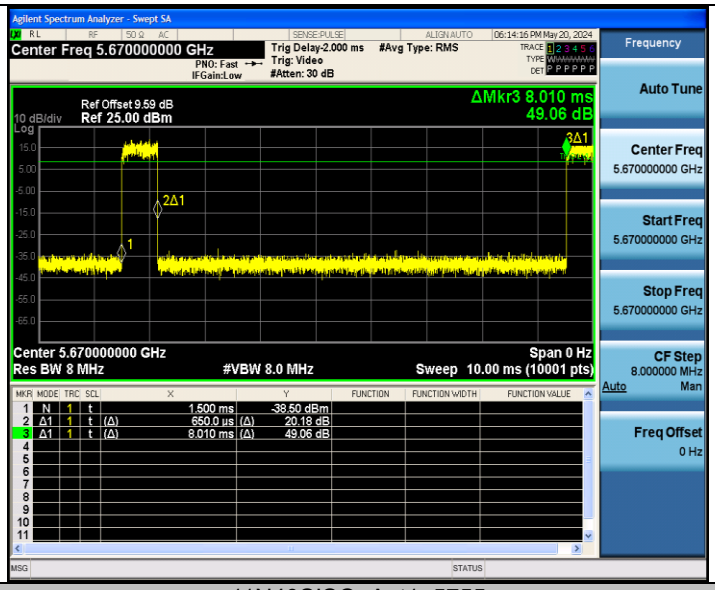

11N40SISO_Ant1_5755

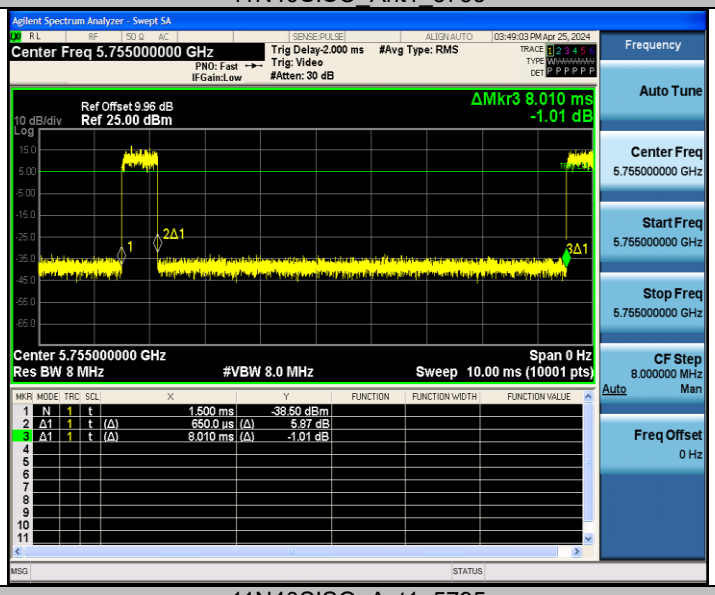

11N40SISO_Ant1_5795

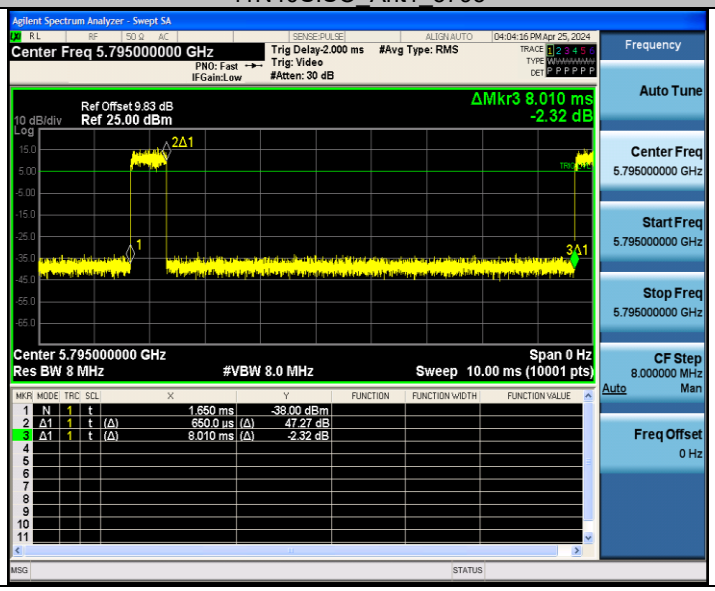

6.14 Appendix C: Maximum conducted output power

6.14.1 Test Result Channel Power

Test Mode	Antenna	Frequency[MHz]	Channel Powert [dBm]	Duty Cycle [%]	DC Factor [dBm]	Result [dBm]	Limit [dBm]	Gain [dBi]	EIRP [dBm]	Verdict
11A	Ant1	5180	7.95	17.04	7.69	15.64	≤23.98	3.32	18.96	PASS
		5200	7.47	17.19	7.65	15.12	≤23.98	3.32	18.44	PASS
		5240	8.07	17.04	7.69	15.76	≤23.98	3.32	19.08	PASS
		5260	6.85	17.35	7.61	14.46	≤23.98	2.97	17.43	PASS
		5280	7.69	17.48	7.57	15.26	≤23.98	2.97	18.23	PASS
		5320	8.26	17.35	7.61	15.87	≤23.98	2.97	18.84	PASS
		5500	5.29	17.35	7.61	12.90	≤23.98	3.17	16.07	PASS
		5580	7.09	17.35	7.61	14.70	≤23.98	3.17	17.87	PASS
		5700	7.65	17.35	7.61	15.26	≤23.98	3.17	18.43	PASS
		5745	7.20	17.07	7.68	14.88	≤30.00	3.32	18.2	PASS
		5785	7.73	17.07	7.68	15.41	≤30.00	3.32	18.73	PASS
		5825	7.40	17.07	7.68	15.08	≤30.00	3.32	18.4	PASS
11N20SISO	Ant1	5180	5.56	17.09	7.67	13.23	≤23.98	3.32	16.55	PASS
		5200	6.46	17.09	7.67	14.13	≤23.98	3.32	17.45	PASS
		5240	7.30	17.07	7.68	14.98	≤23.98	3.32	18.3	PASS
		5260	6.03	16.23	7.90	13.93	≤23.98	2.97	16.9	PASS
		5280	6.66	16.35	7.86	14.52	≤23.98	2.97	17.49	PASS
		5320	6.13	16.23	7.90	14.03	≤23.98	2.97	17	PASS
		5500	4.26	16.23	7.90	12.16	≤23.98	3.17	15.33	PASS
		5580	5.17	16.23	7.90	13.07	≤23.98	3.17	16.24	PASS
		5700	5.86	16.33	7.87	13.73	≤23.98	3.17	16.9	PASS
		5745	5.47	17.19	7.65	13.12	≤30.00	3.32	16.44	PASS
		5785	5.77	17.09	7.67	13.44	≤30.00	3.32	16.76	PASS
		5825	5.87	17.04	7.69	13.56	≤30.00	3.32	16.88	PASS
11N40SISO	Ant1	5190	3.19	7.80	11.08	14.27	≤23.98	3.32	17.59	PASS
		5230	3.62	7.87	11.04	14.66	≤23.98	3.32	17.98	PASS
		5270	2.97	8.11	10.91	13.88	≤23.98	2.97	16.85	PASS
		5310	2.69	7.99	10.97	13.66	≤23.98	2.97	16.63	PASS
		5510	1.61	8.11	10.91	12.52	≤23.98	3.17	15.69	PASS
		5550	3.18	7.99	10.97	14.15	≤23.98	3.17	17.32	PASS
		5670	3.21	8.11	10.91	14.12	≤23.98	3.17	17.29	PASS
		5755	3.14	7.68	11.15	14.29	≤30.00	3.32	17.61	PASS
		5795	3.00	7.69	11.14	14.14	≤30.00	3.32	17.46	PASS

Note：The Duty Cycle Factor is compensated in the graph.

6.14.2 Test Graphs Channel Power

11A_Ant1_5180

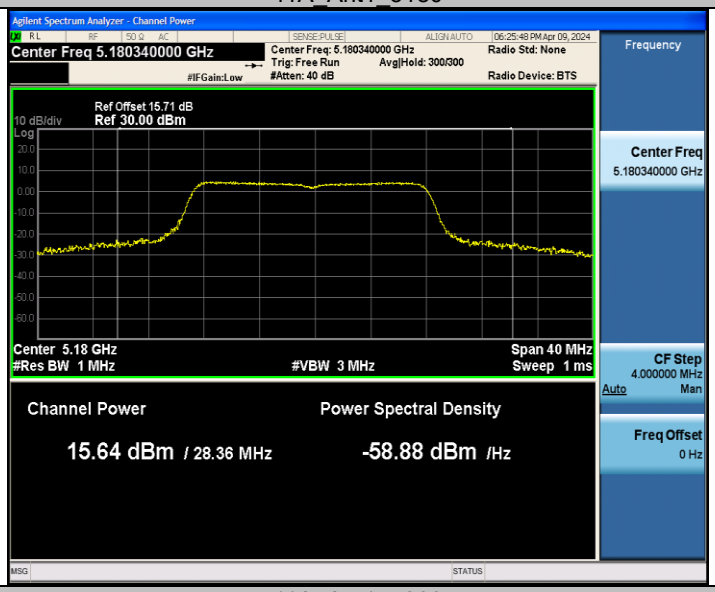

11A_Ant1_5200

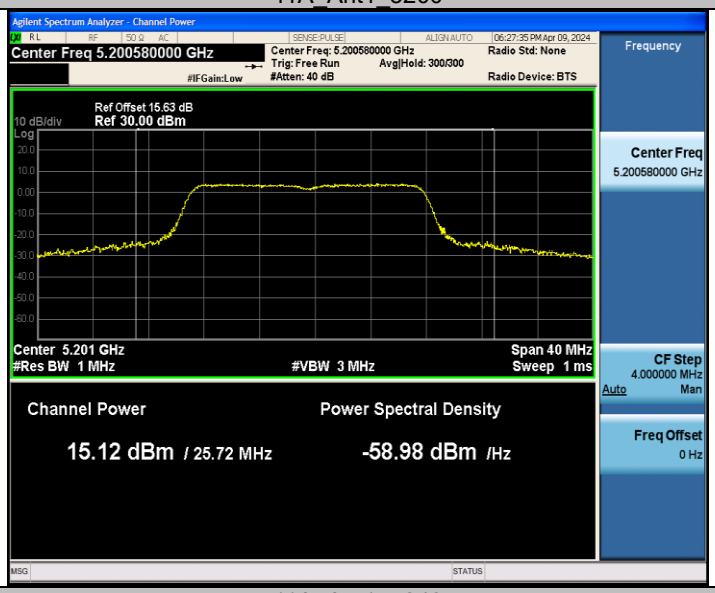

11A_Ant1_5240

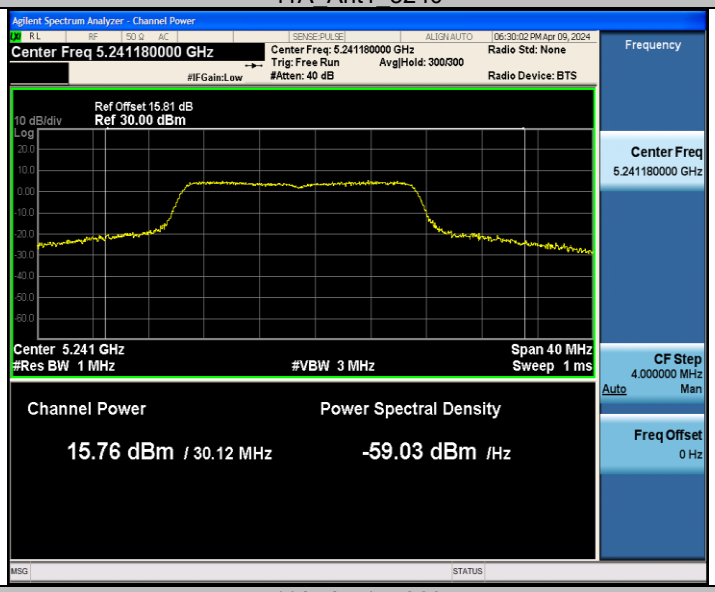

11A_Ant1_5260

11A_Ant1_5280

11A_Ant1_5320

11A_Ant1_5500

11A_Ant1_5580

11A_Ant1_5700

11A_Ant1_5745

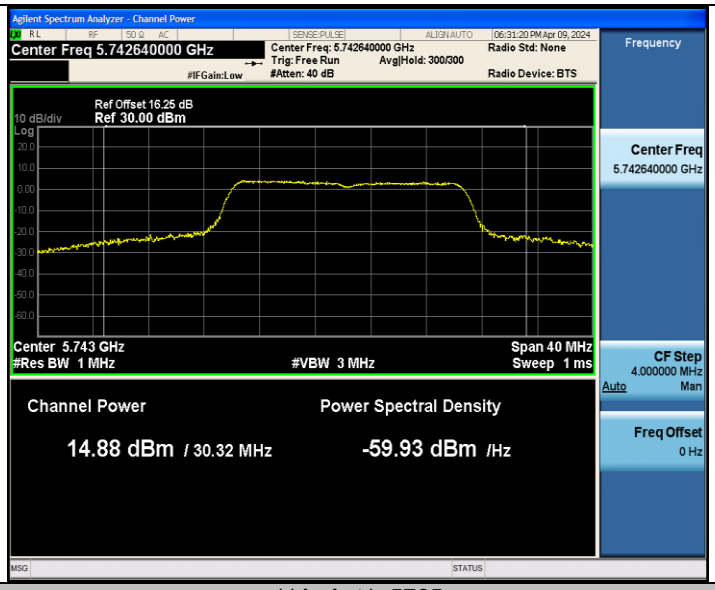

11A_Ant1_5785

11A_Ant1_5825

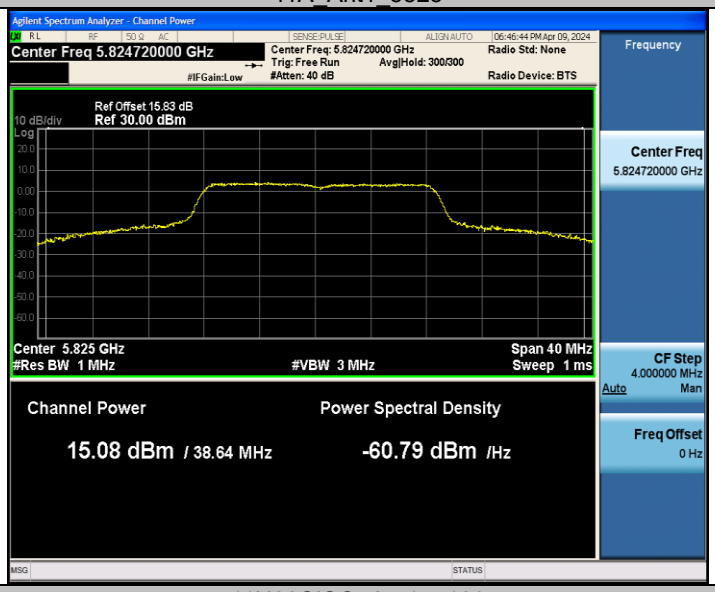

11N20SISO_Ant1_5180

11N20SISO_Ant1_5200

11N20SISO_Ant1_5240

11N20SISO_Ant1_5260

11N20SISO_Ant1_5280

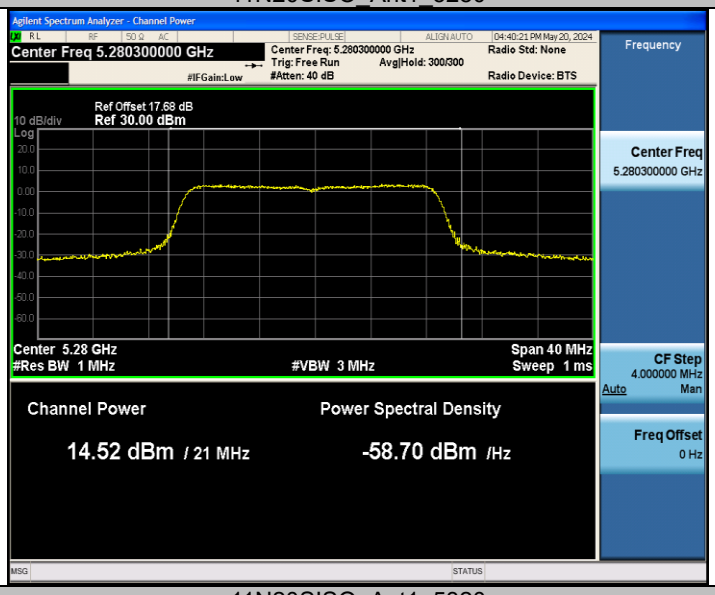

11N20SISO_Ant1_5320

11N20SISO_Ant1_5500

11N20SISO_Ant1_5580

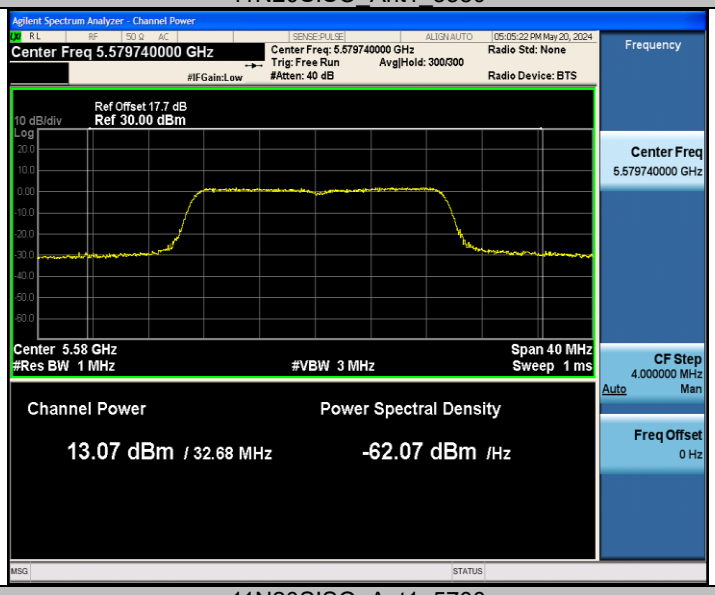

11N20SISO_Ant1_5700

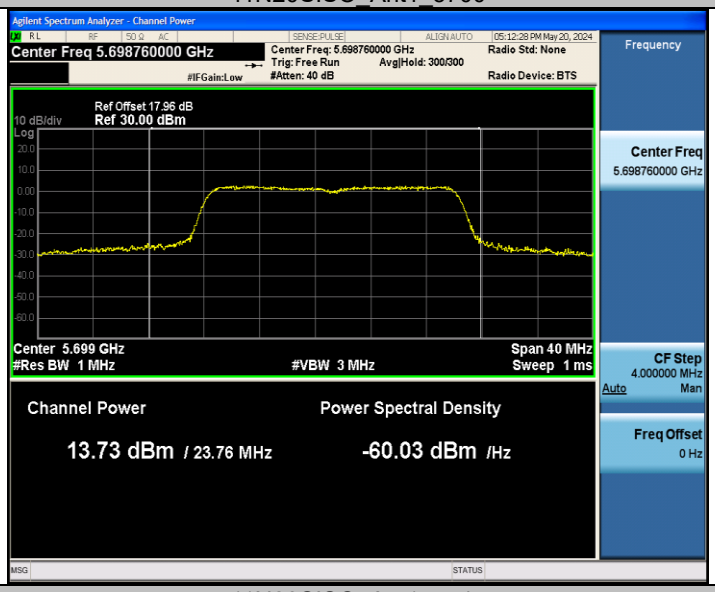

11N20SISO_Ant1_5745

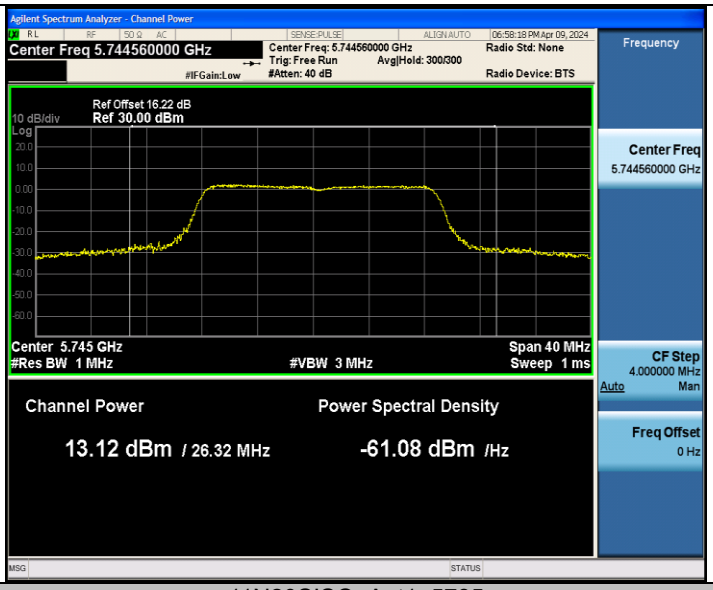

11N20SISO_Ant1_5785

11N20SISO_Ant1_5825

11N40SISO_Ant1_5190

11N40SISO_Ant1_5230

11N40SISO_Ant1_5270

11N40SISO_Ant1_5310

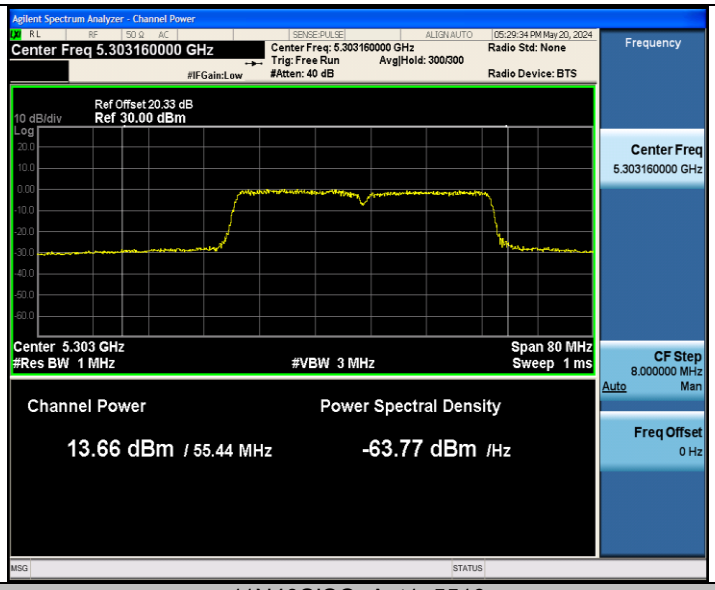

11N40SISO_Ant1_5510

11N40SISO_Ant1_5550

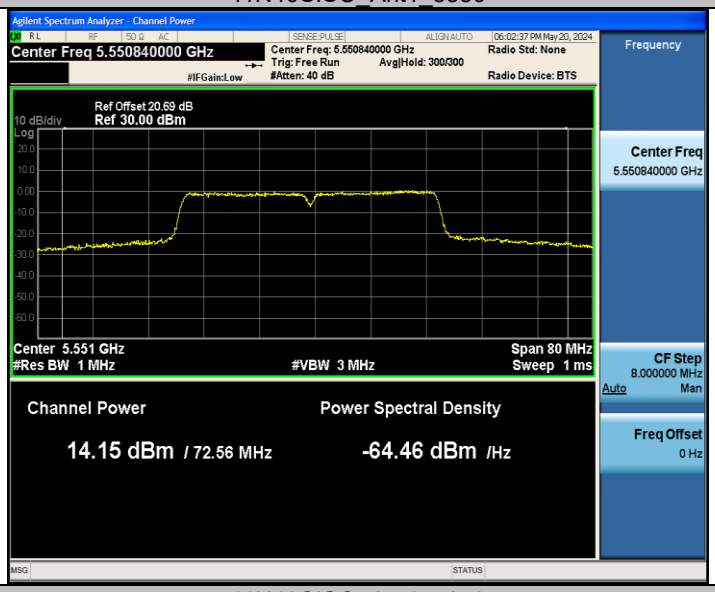

11N40SISO_Ant1_5670

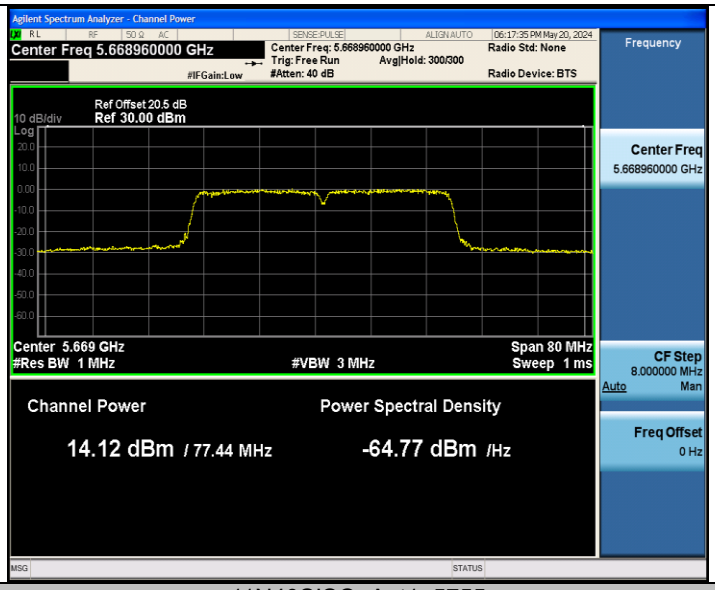

11N40SISO_Ant1_5755

11N40SISO_Ant1_5795

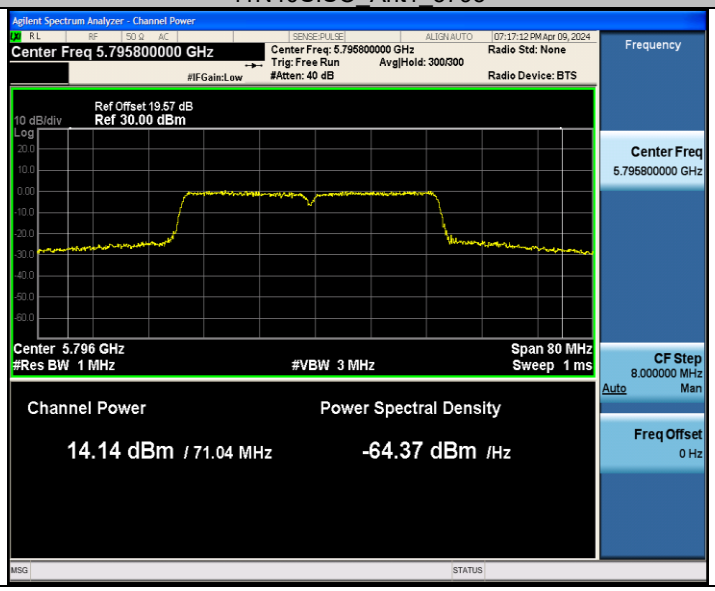

6.15 Appendix D: Maximum power spectral density

6.15.1 Test Result

TestMode	Antenna	Frequency[MHz]	Result [dBm/MHz]	Limit[dBm/MHz]	EIRP Result [dBm/MHz]	EIRP Result Limit[dBm/MHz]	Verdict
11A	Ant1	5180	0.75	≤11.00	3.4	≤10.00	PASS
		5200	2.67	≤11.00	5.32	≤10.00	PASS
		5240	5.89	≤11.00	8.54	≤10.00	PASS
		5260	5.51	≤11.00	/	/	PASS
		5280	5.75	≤11.00	/	/	PASS
		5320	5.89	≤11.00	/	/	PASS
		5500	2.03	≤11.00	/	/	PASS
		5580	5.31	≤11.00	/	/	PASS
		5700	5.55	≤11.00	/	/	PASS
		5745	1.20	≤30.00	/	/	PASS
		5785	3.25	≤30.00	/	/	PASS
		5825	2.13	≤30.00	/	/	PASS
11N20SISO	Ant1	5180	-0.18	≤11.00	2.47	≤10.00	PASS
		5200	1.94	≤11.00	4.59	≤10.00	PASS
		5240	4.45	≤11.00	7.1	≤10.00	PASS
		5260	3.08	≤11.00	/	/	PASS
		5280	4.60	≤11.00	/	/	PASS
		5320	5.27	≤11.00	/	/	PASS
		5500	1.08	≤11.00	/	/	PASS
		5580	2.20	≤11.00	/	/	PASS
		5700	4.48	≤11.00	/	/	PASS
		5745	0.71	≤30.00	/	/	PASS
		5785	1.33	≤30.00	/	/	PASS
		5825	0.33	≤30.00	/	/	PASS
11N40SISO	Ant1	5190	-0.72	≤11.00	1.93	≤10.00	PASS
		5230	0.87	≤11.00	3.52	≤10.00	PASS
		5270	1.94	≤11.00	/	/	PASS
		5310	1.57	≤11.00	/	/	PASS
		5510	-0.88	≤11.00	/	/	PASS
		5550	-0.75	≤11.00	/	/	PASS
		5670	1.59	≤11.00	/	/	PASS
		5755	-1.60	≤30.00	/	/	PASS
		5795	-1.76	≤30.00	/	/	PASS

Note：1.The Result and Limit Unit is dBm/500 kHz in the band 5.725–5.85 GHz.
2.The Duty Cycle Factor and RBW Factor is compensated in the graph.

6.15.2 Test Graphs

11A_Ant1_5180

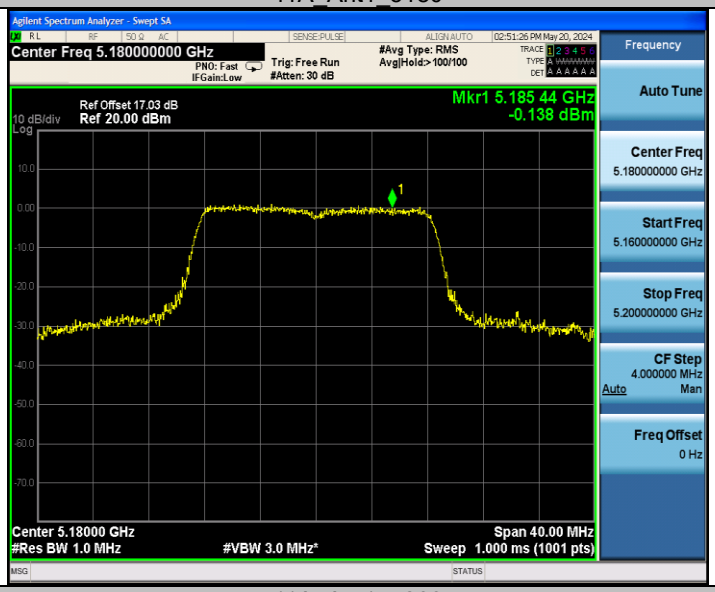

11A_Ant1_5200

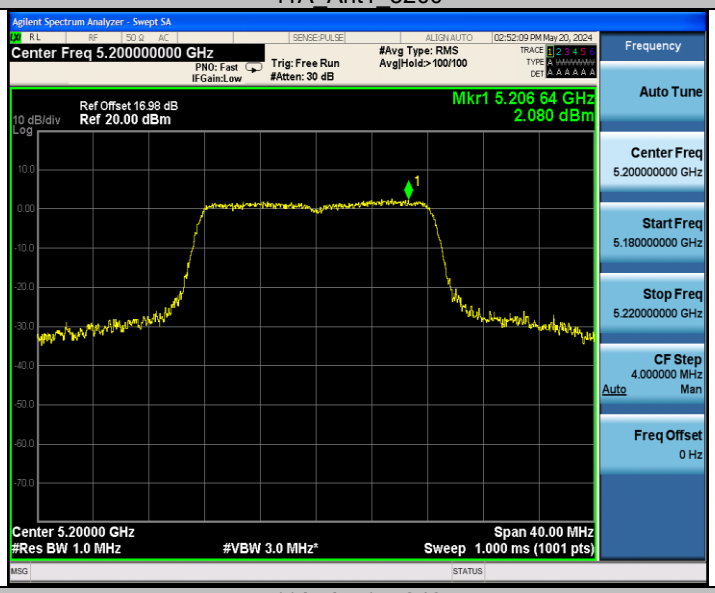

11A_Ant1_5240

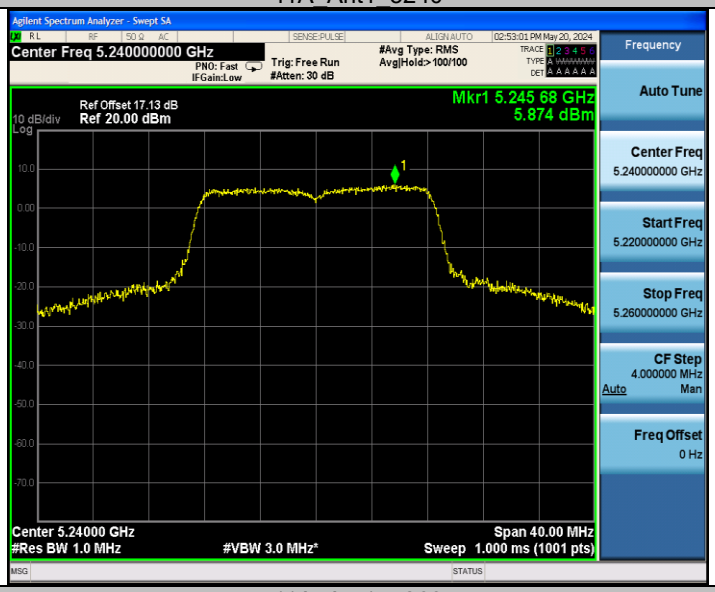

11A_Ant1_5260

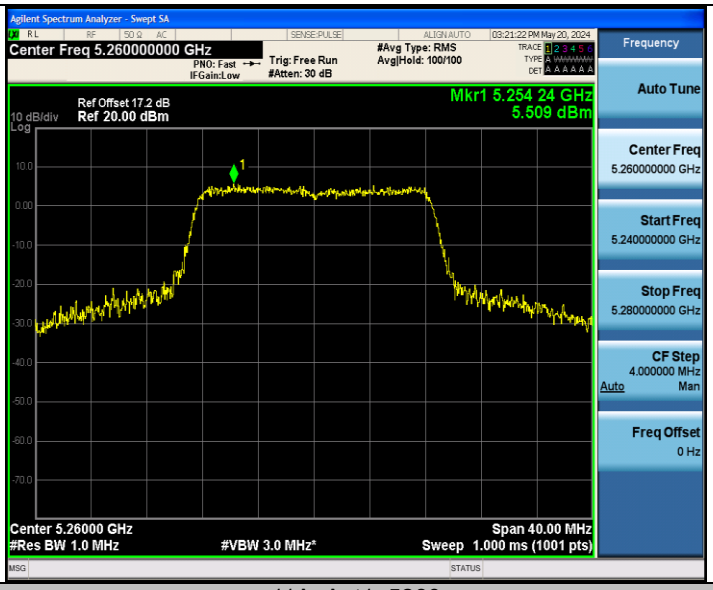

11A_Ant1_5280

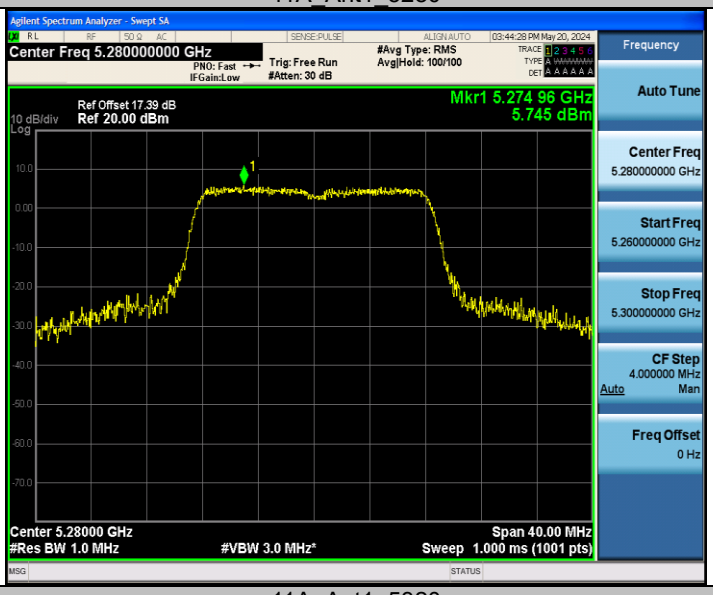

11A_Ant1_5320

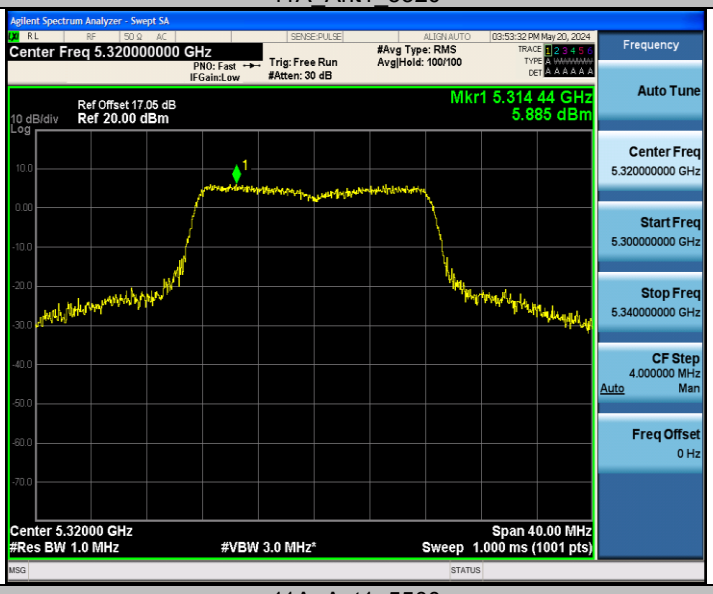

11A_Ant1_5500

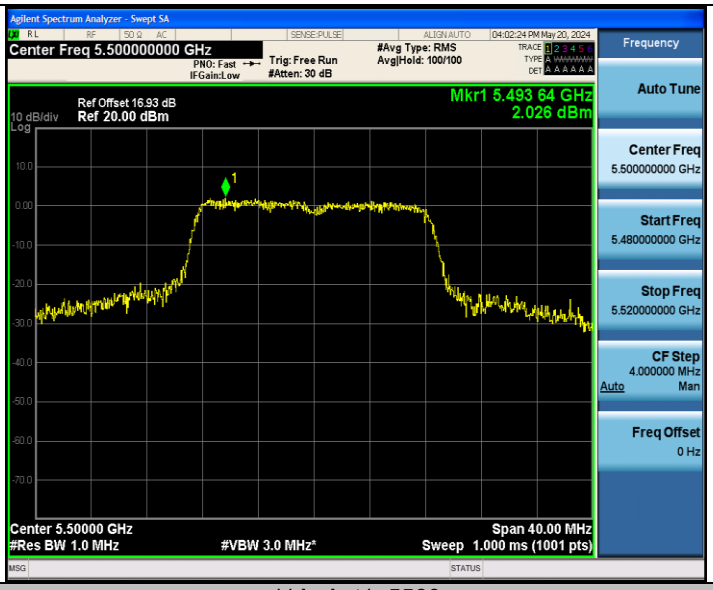

11A_Ant1_5580

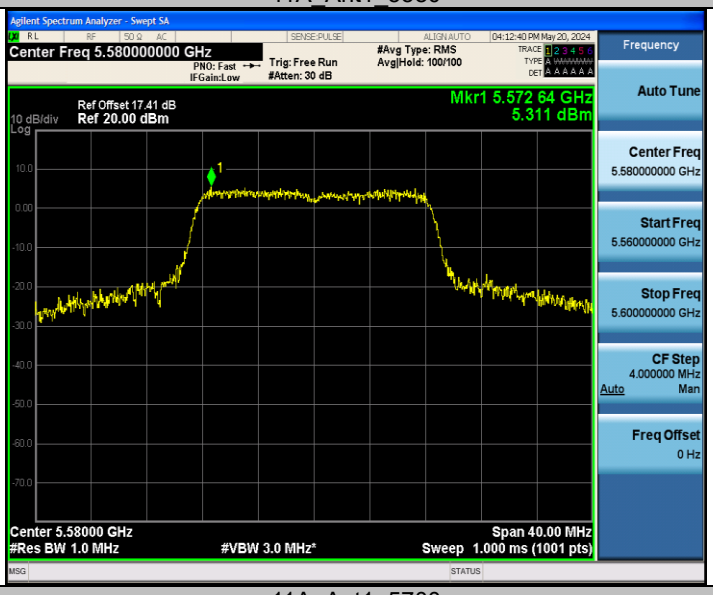

11A_Ant1_5700

11A_Ant1_5745

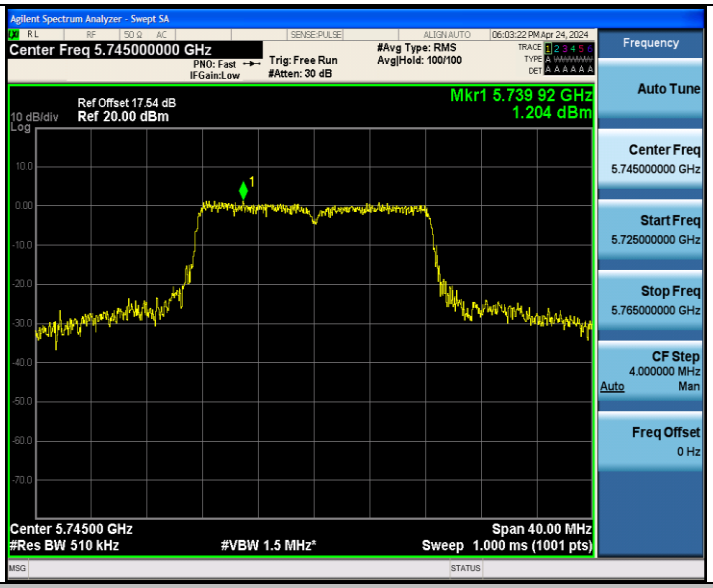

11A_Ant1_5785

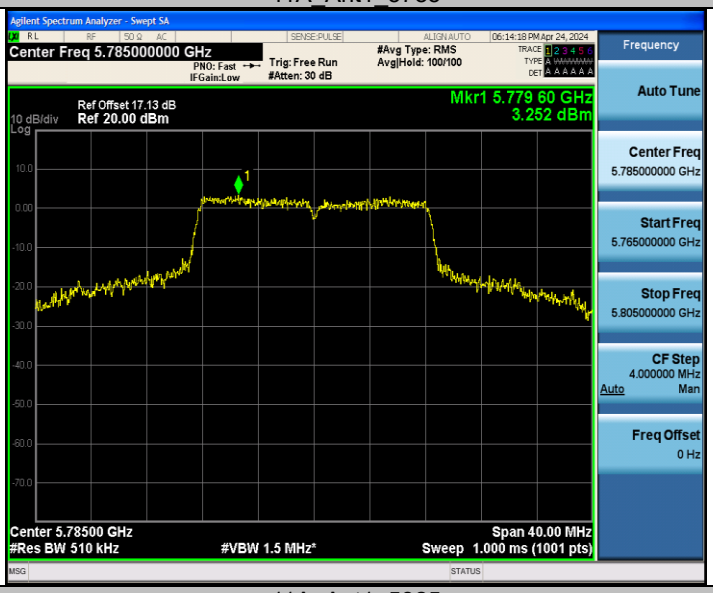

11A_Ant1_5825

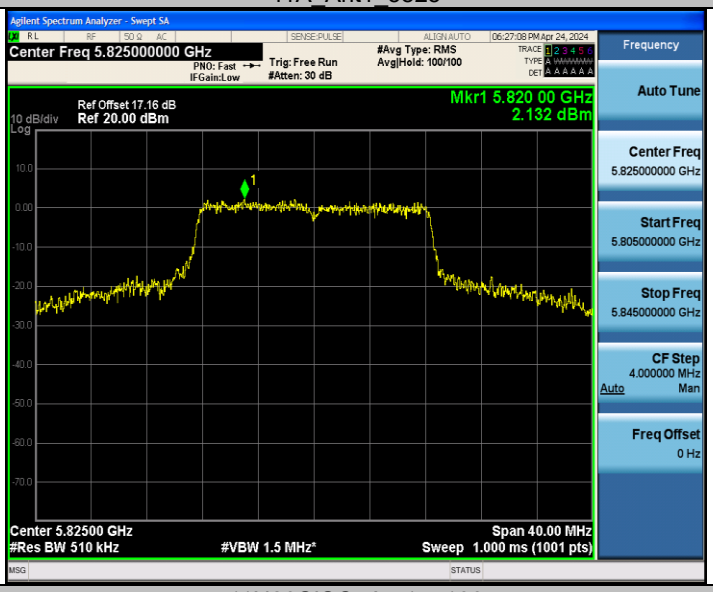

11N20SISO_Ant1_5180

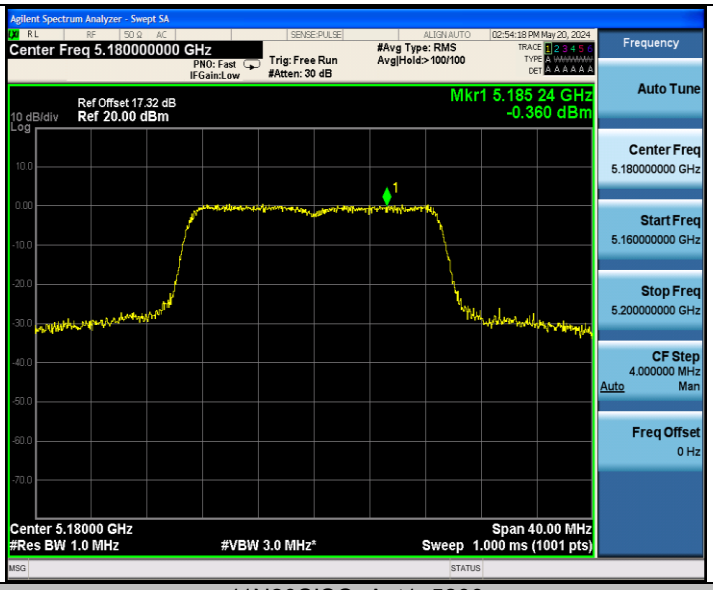

11N20SISO_Ant1_5200

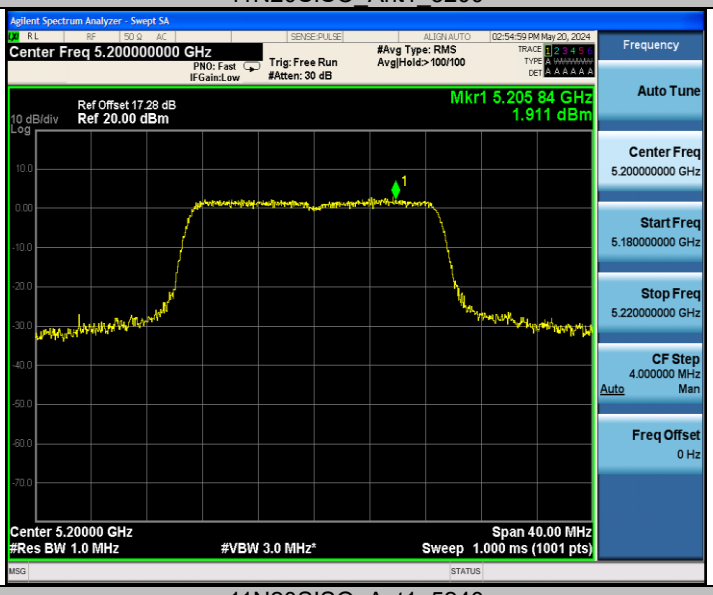

11N20SISO_Ant1_5240

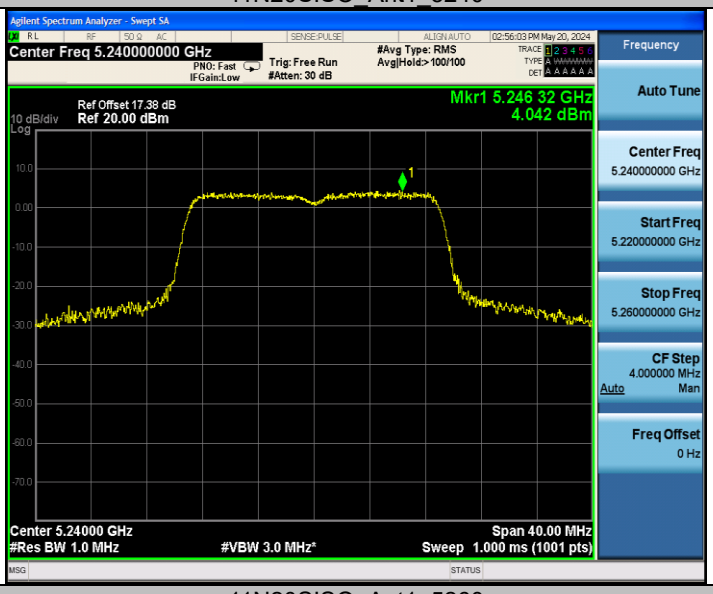

11N20SISO_Ant1_5260

11N20SISO_Ant1_5280

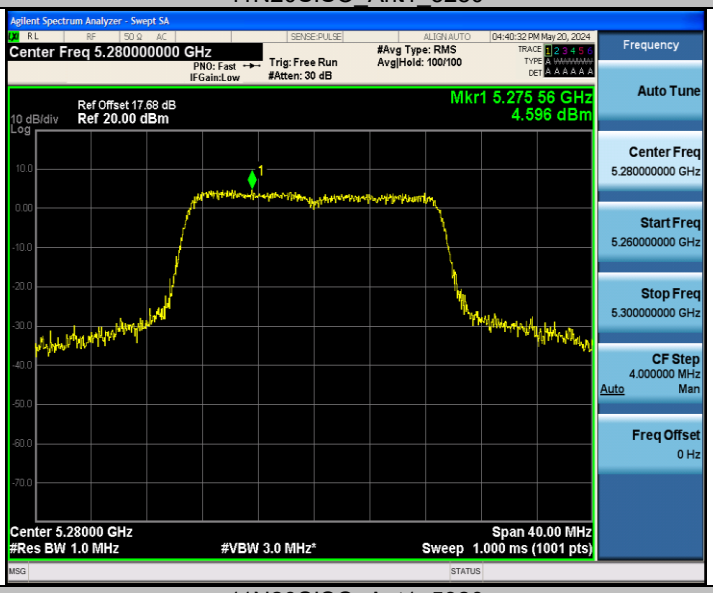

11N20SISO_Ant1_5320

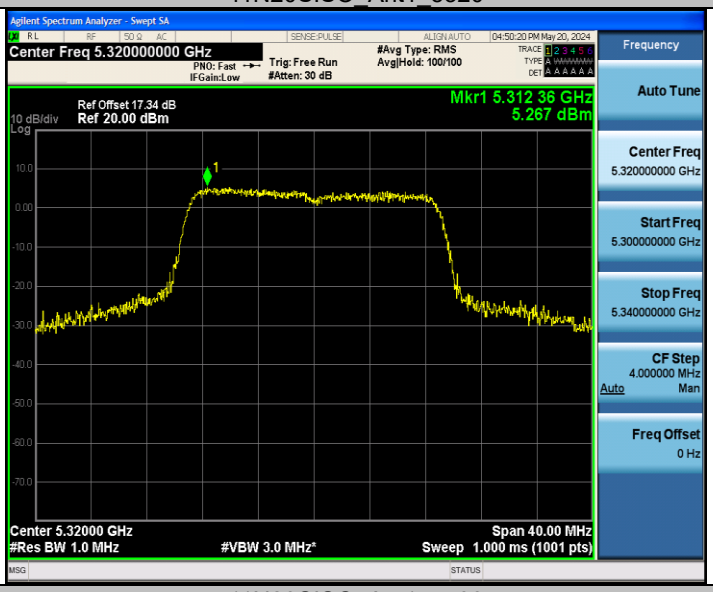

11N20SISO_Ant1_5500

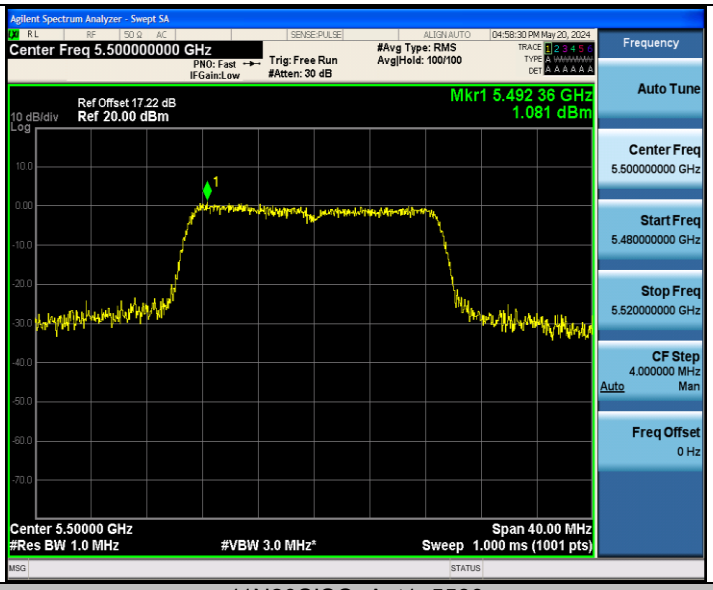

11N20SISO_Ant1_5580

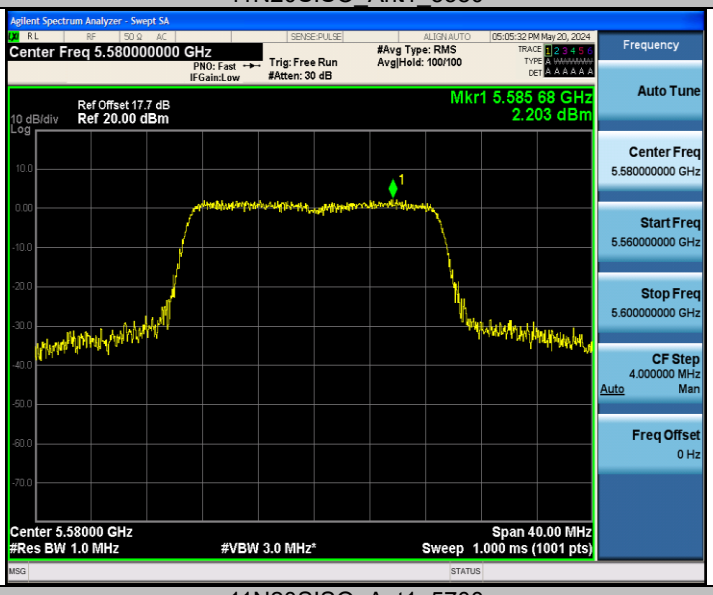

11N20SISO_Ant1_5700

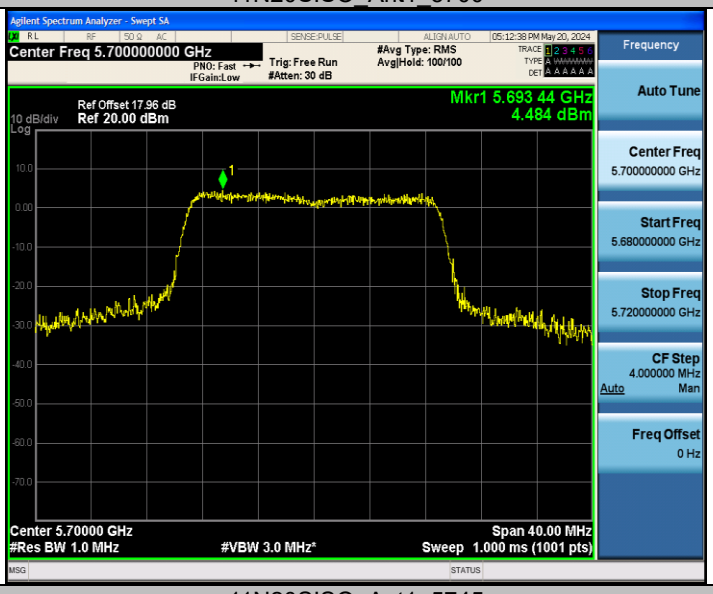

11N20SISO_Ant1_5745

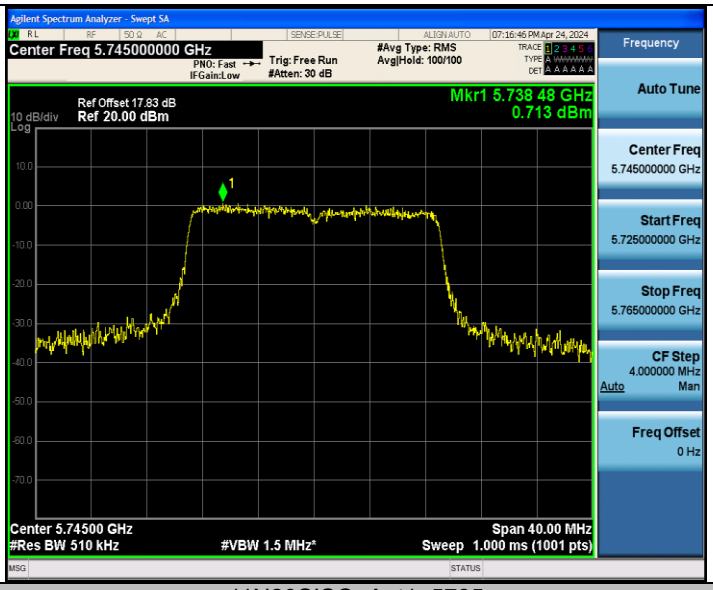

11N20SISO_Ant1_5785

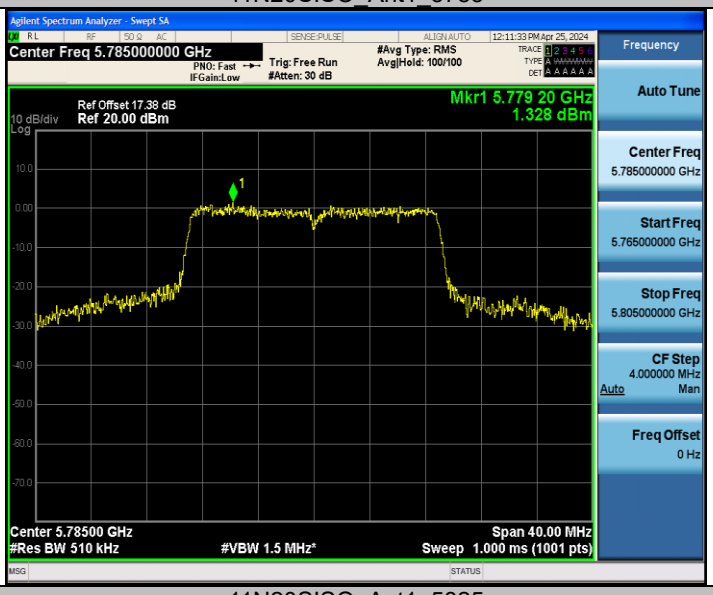

11N20SISO_Ant1_5825

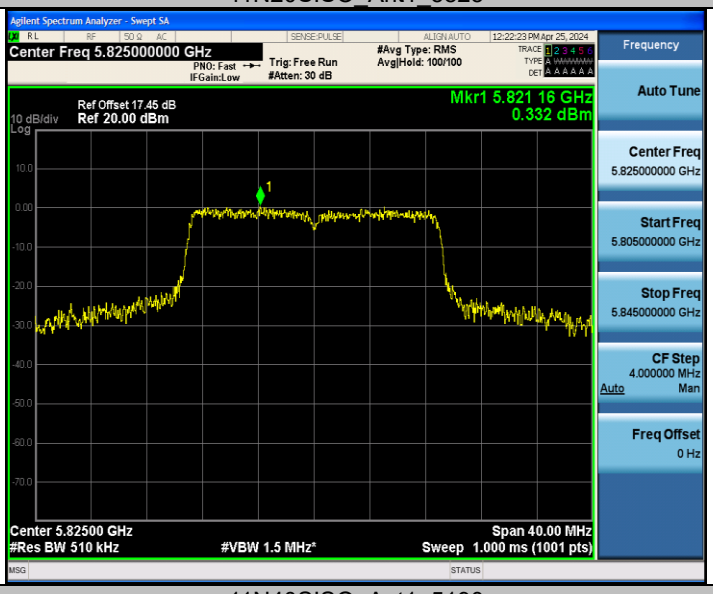

11N40SISO_Ant1_5190