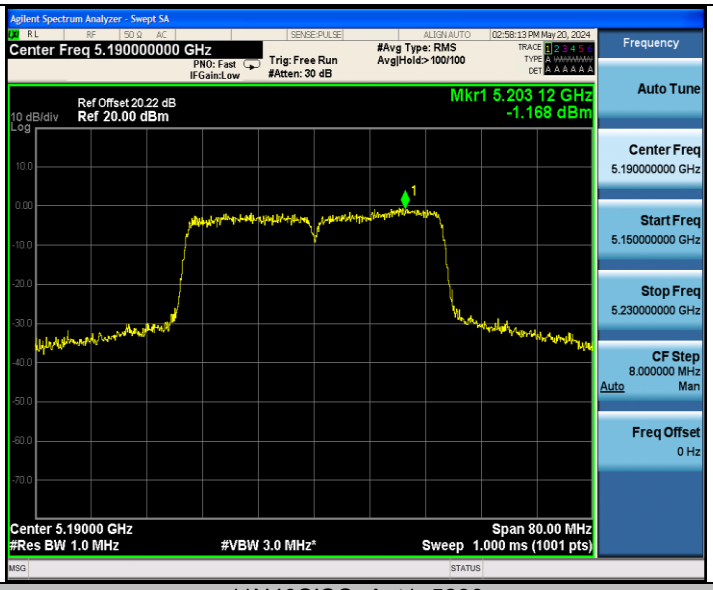

11N40SISO_Ant1_5230

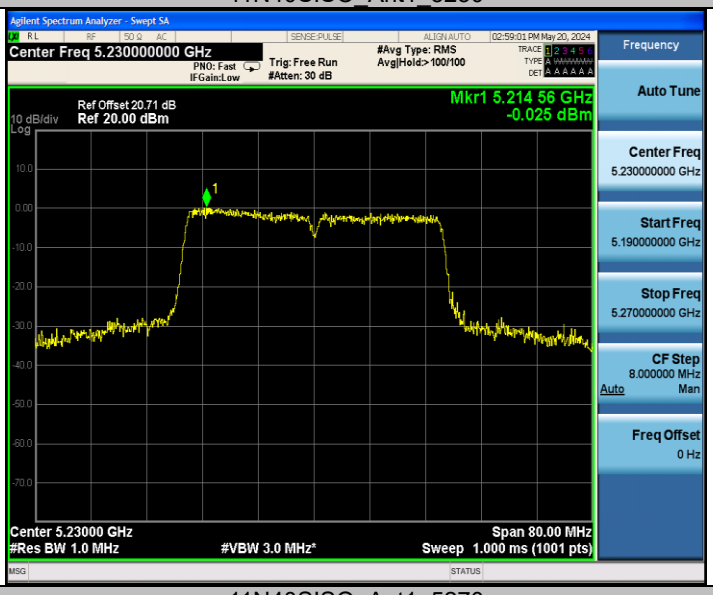

11N40SISO_Ant1_5270

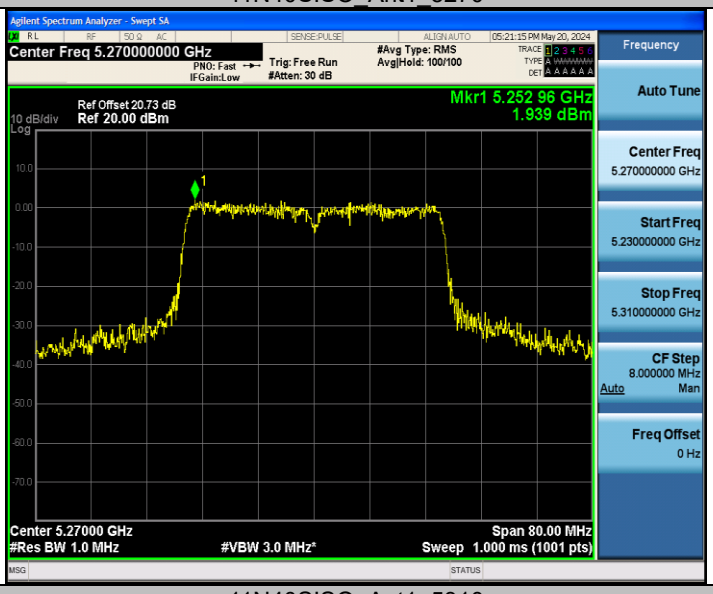

11N40SISO_Ant1_5310

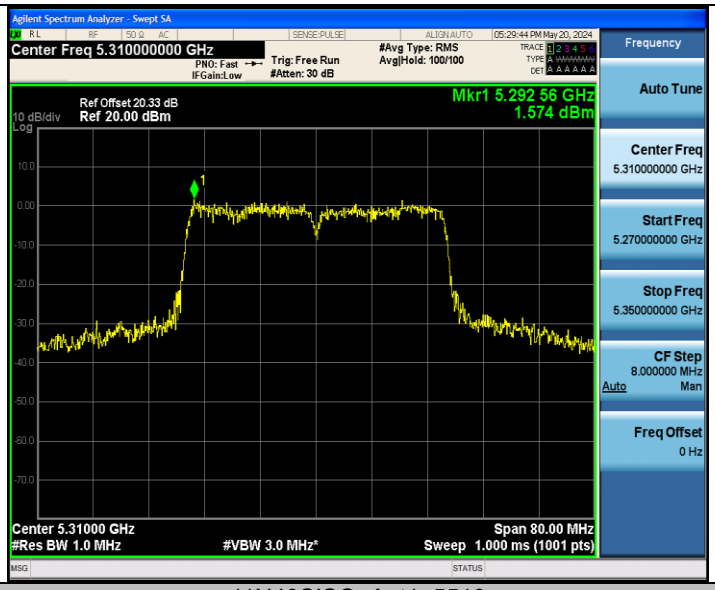

11N40SISO_Ant1_5510

11N40SISO_Ant1_5550

11N40SISO_Ant1_5670

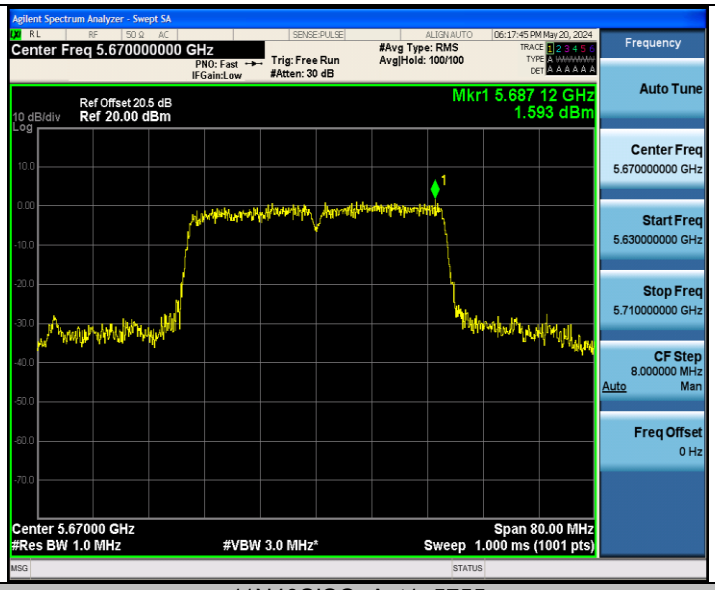

11N40SISO_Ant1_5755

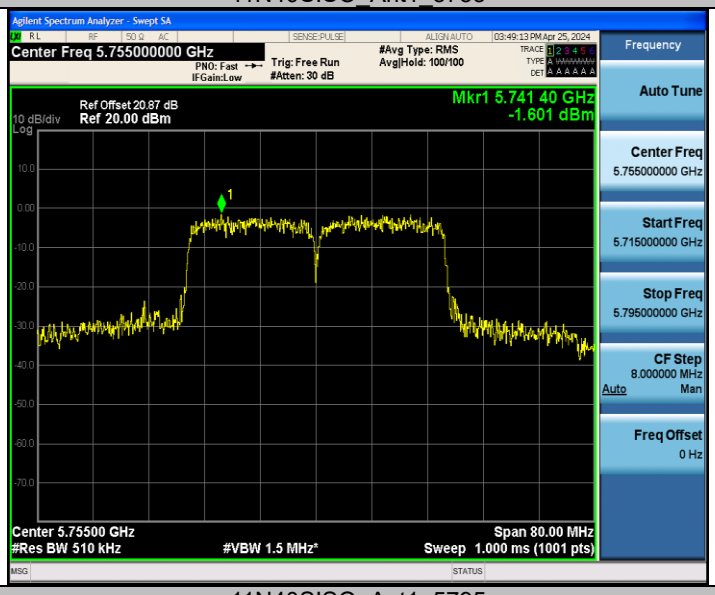

11N40SISO_Ant1_5795

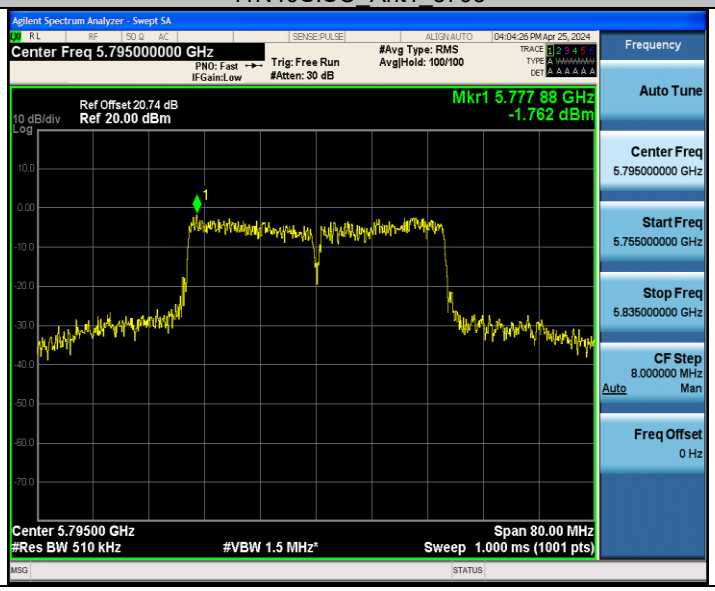

6.16 Appendix E: Band edge measurements

6.16.1 Test Result B1/2/3

TestMode	Antenna	ChName	Frequency[MHz]	Result[dBm]	Limit[dBm]	Verdict
11A	Ant1	Low	5180	-36.86	≤-27	PASS
		High	5240	-48.92	≤-27	PASS
		Low	5260	-46.14	≤-27	PASS
		High	5320	-44.36	≤-27	PASS
		Low	5500	-35.07	≤-27	PASS
		High	5700	-33.29	≤-27	PASS
11N20SISO	Ant1	Low	5180	-35.86	≤-27	PASS
		High	5240	-48.85	≤-27	PASS
		Low	5260	-47.58	≤-27	PASS
		High	5320	-45.05	≤-27	PASS
		Low	5500	-36.38	≤-27	PASS
		High	5700	-35.18	≤-27	PASS
11N40SISO	Ant1	Low	5190	-36.23	≤-27	PASS
		High	5230	-47.97	≤-27	PASS
		Low	5270	-46.96	≤-27	PASS
		High	5310	-35.79	≤-27	PASS
		Low	5510	-31.08	≤-27	PASS
		High	5670	-47.3	≤-27	PASS

6.16.2 Test Result B4

TestMode	Antenna	ChName	Frequency[MHz]	FreqRange [MHz]	Result [dBm]	Limit [dBm]	Verdict
11A	Ant1	Low	5745	5650~5700	-50	≤-26.70	PASS
				5700~5720	-33.13	≤15.08	PASS
				5720~5725	-34.68	≤15.82	PASS
				5760~5650	-49.77	≤-27	PASS
		High	5825	5850~5855	-30.28	≤15.73	PASS
				5855~5875	-29.88	≤15.58	PASS
				5875~5925	-49.93	≤-26.91	PASS
				5925~5935	-47.6	≤-27	PASS
11N20SISO	Ant1	Low	5745	5650~5700	-50.13	≤-26.02	PASS
				5700~5720	-35.44	≤15.24	PASS
				5720~5725	-34.66	≤17.13	PASS
				5760~5650	-50.15	≤-27	PASS
		High	5825	5850~5855	-33.73	≤15.73	PASS
				5855~5875	-33.6	≤15.35	PASS
				5875~5925	-49.99	≤-26.71	PASS
				5925~5935	-48.35	≤-27	PASS
11N40SISO	Ant1	Low	5755	5650~5700	-49.92	≤-26.50	PASS
				5700~5720	-28.63	≤15.09	PASS
				5720~5725	-28.12	≤15.74	PASS
				5780~5650	-49.81	≤-27	PASS
		High	5795	5850~5855	-36.99	≤21.30	PASS
				5855~5875	-41.93	≤15.24	PASS
				5875~5925	-49.32	≤-26.10	PASS
				5925~5935	-48.23	≤-27	PASS

Note:The antenna gain and cable loss is compensated in the test plot.

6.16.3 Test Graphs B1/2/3

11A_Ant1_Low_5180

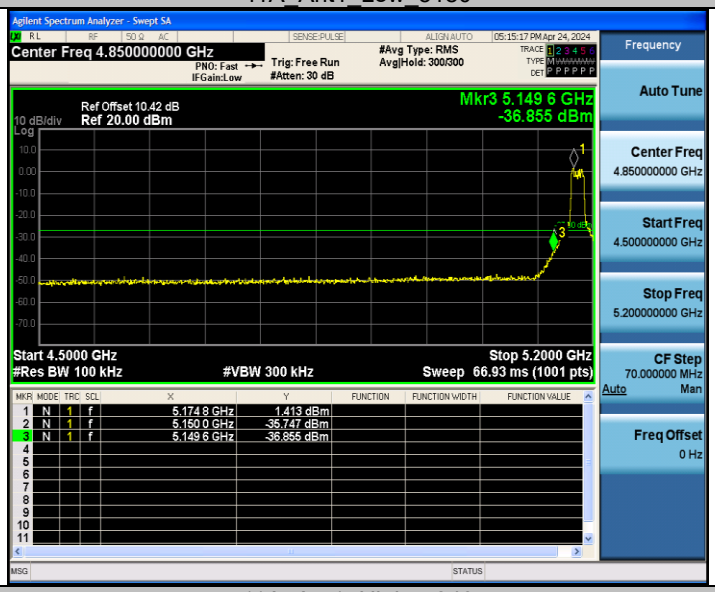

11A_Ant1_High_5240

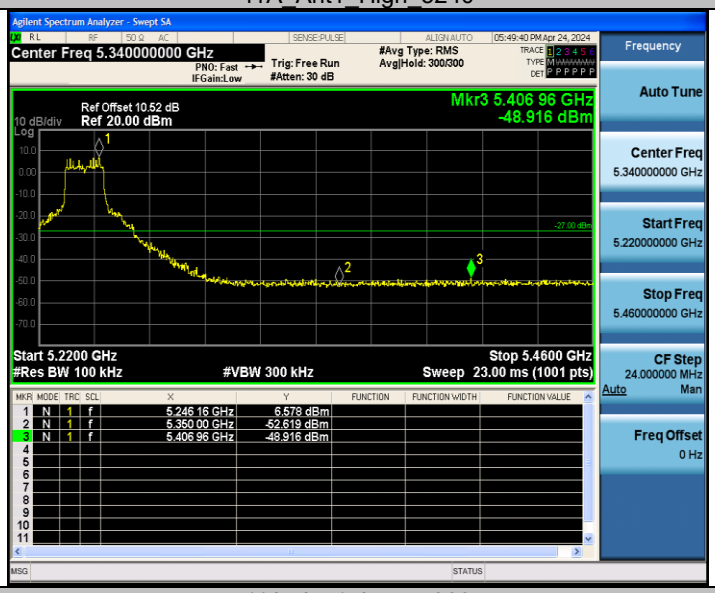

11A_Ant1_Low_5260

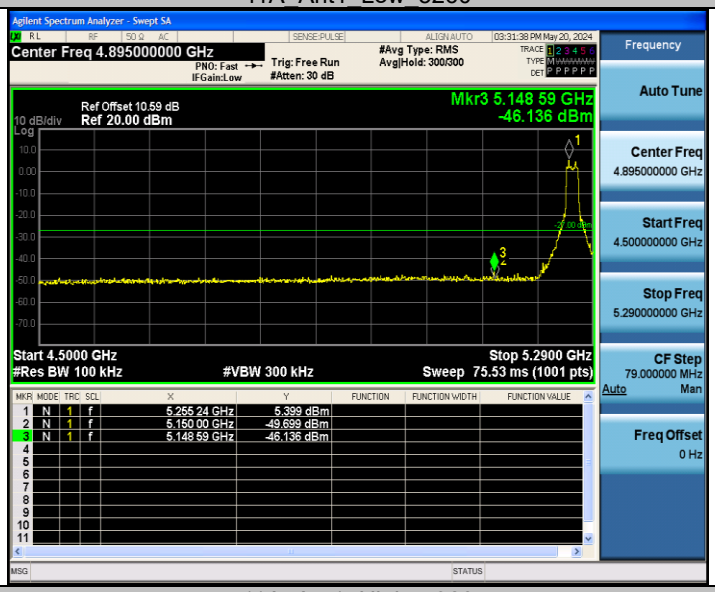

11A_Ant1_High_5320

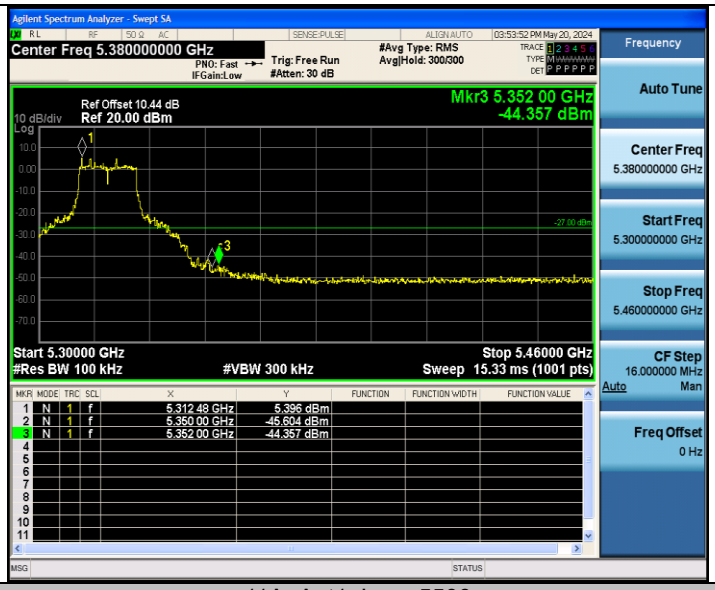

11A_Ant1_Low_5500

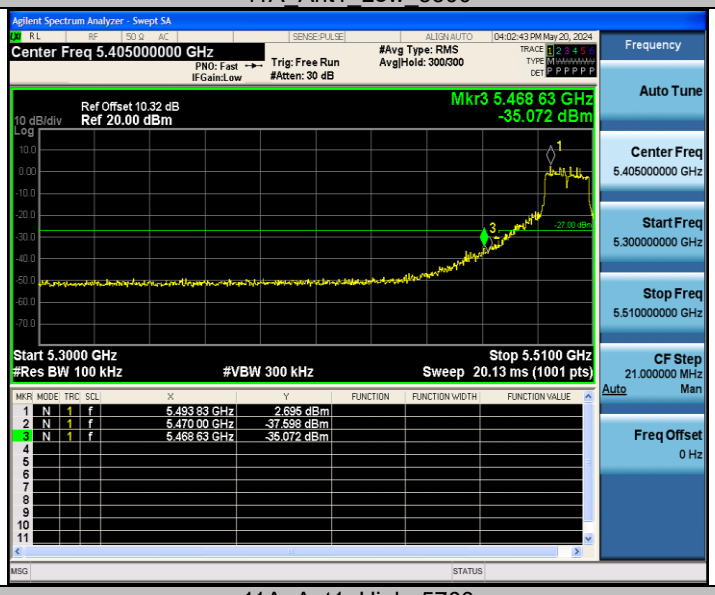

11A_Ant1_High_5700

11N20SISO_Ant1_Low_5180

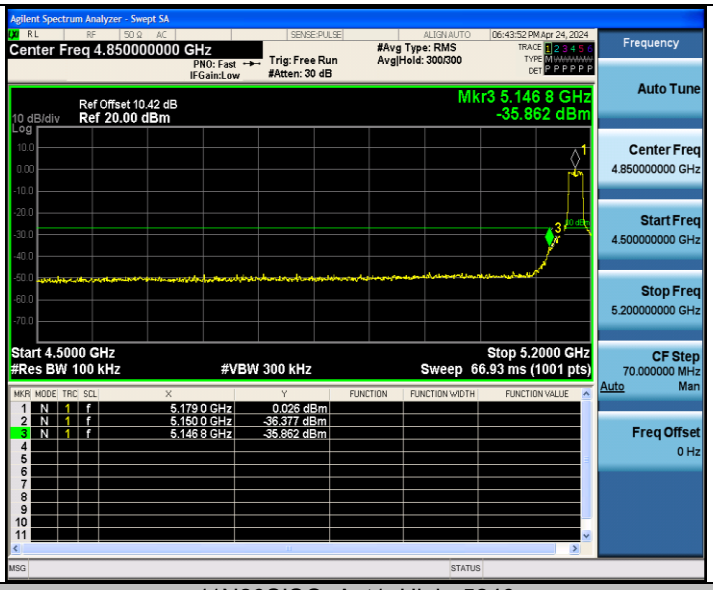

11N20SISO_Ant1_High_5240

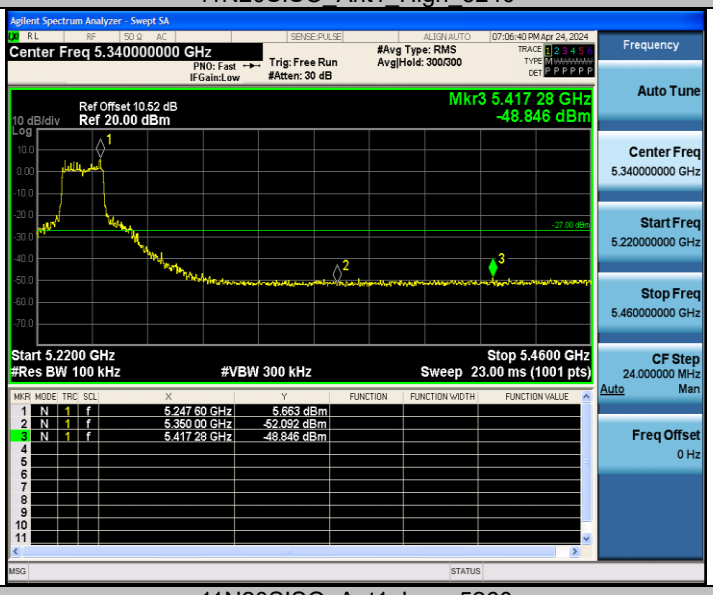

11N20SISO_Ant1_Low_5260

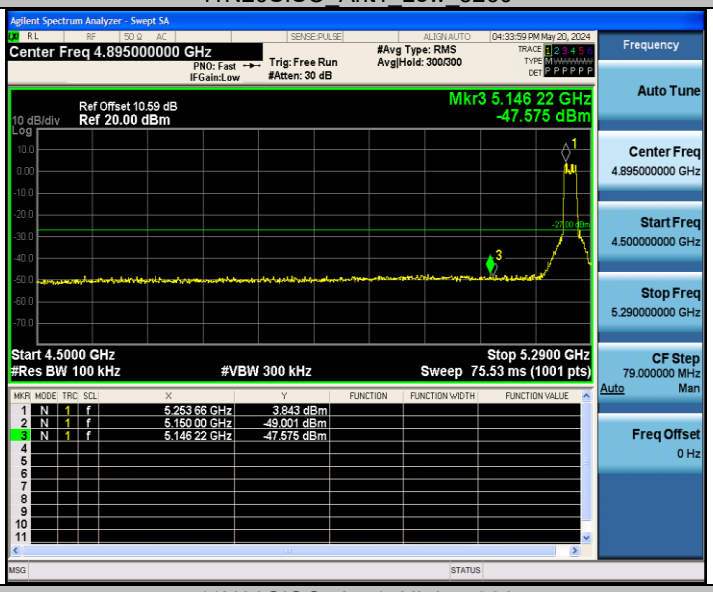

11N20SISO_Ant1_High_5320

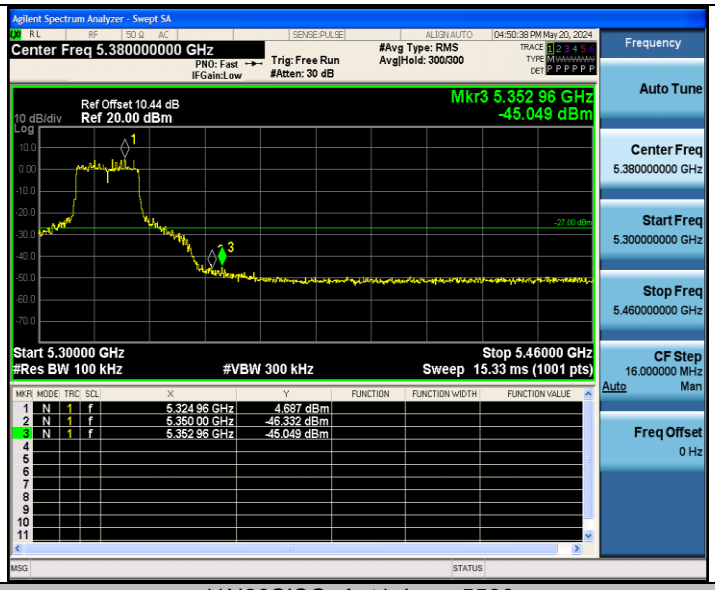

11N20SISO_Ant1_Low_5500

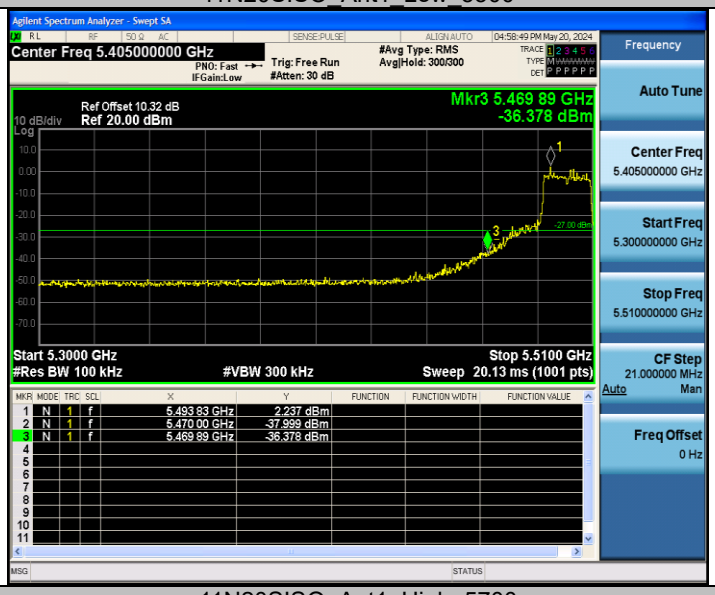

11N20SISO_Ant1_High_5700

11N40SISO_Ant1_Low_5190

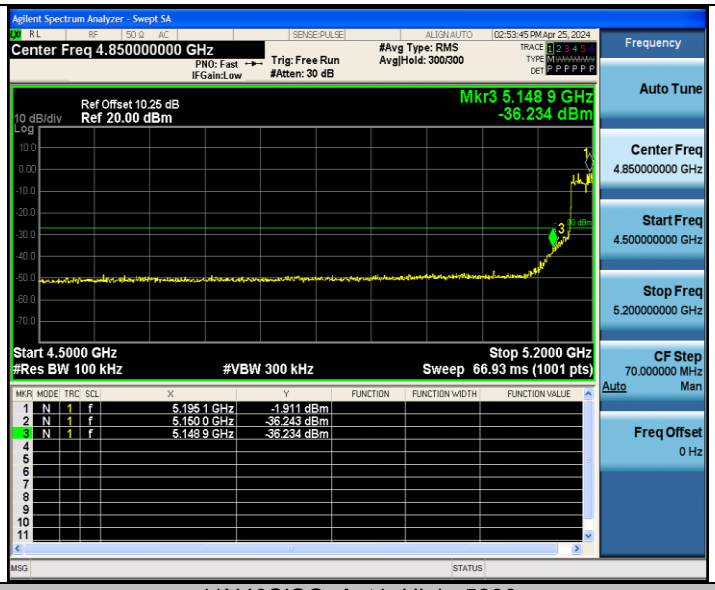

11N40SISO_Ant1_High_5230

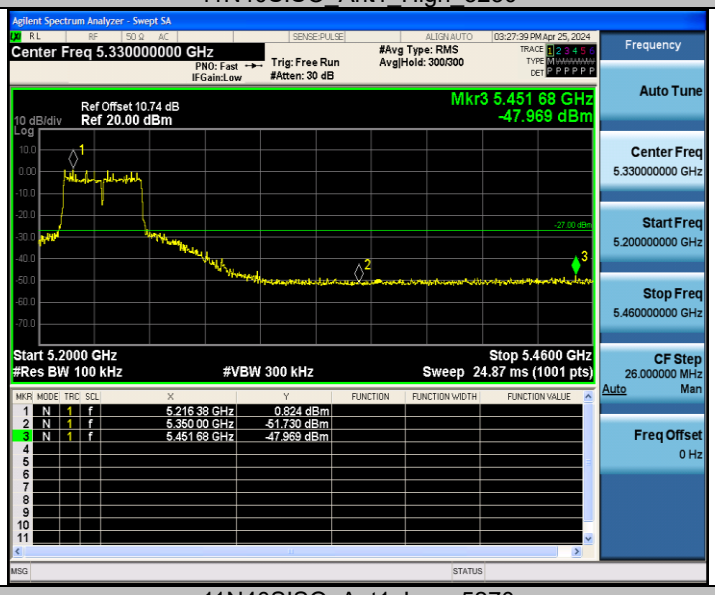

11N40SISO_Ant1_Low_5270

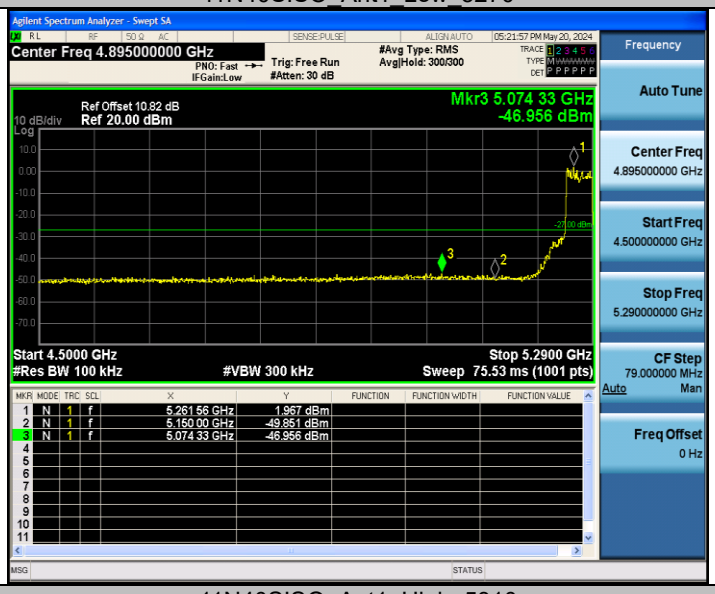

11N40SISO_Ant1_High_5310

11N40SISO_Ant1_Low_5510

11N40SISO_Ant1_High_5670

6.16.4 Test Graphs B4

11A_Ant1_Low_5745

11A_Ant1_High_5825

11N20SISO_Ant1_Low_5745

11N20SISO_Ant1_High_5825