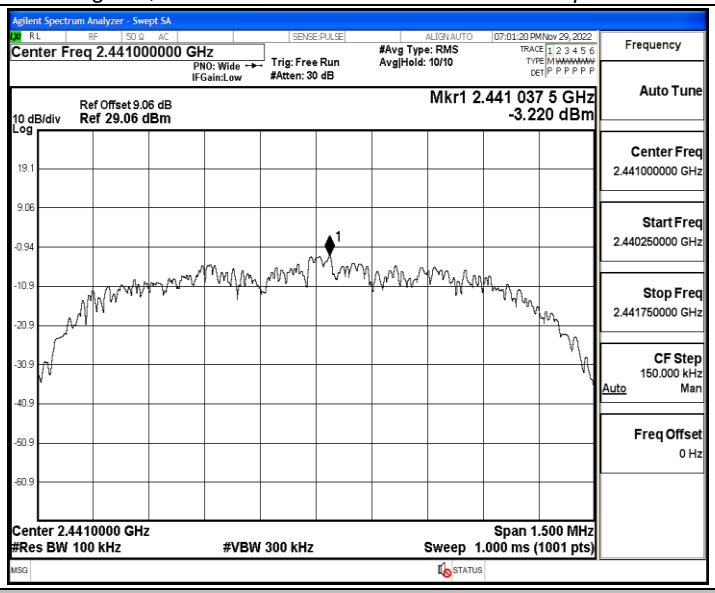

3DH5_Ant1_2441_30~1000

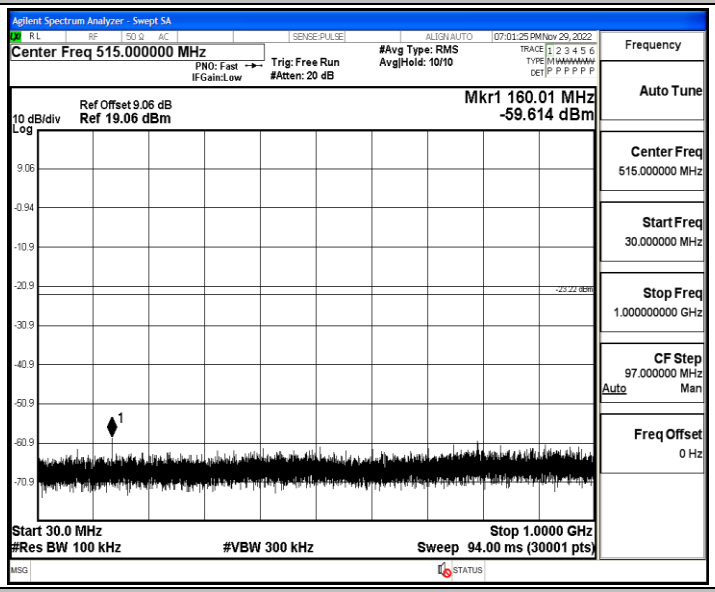

3DH5_Ant1_2441_1000~26500

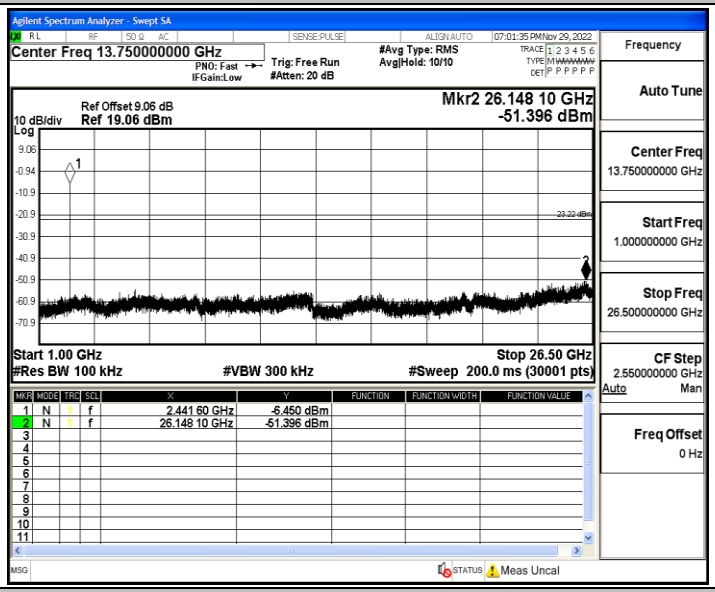

3DH5_Ant1_2480_0~Reference

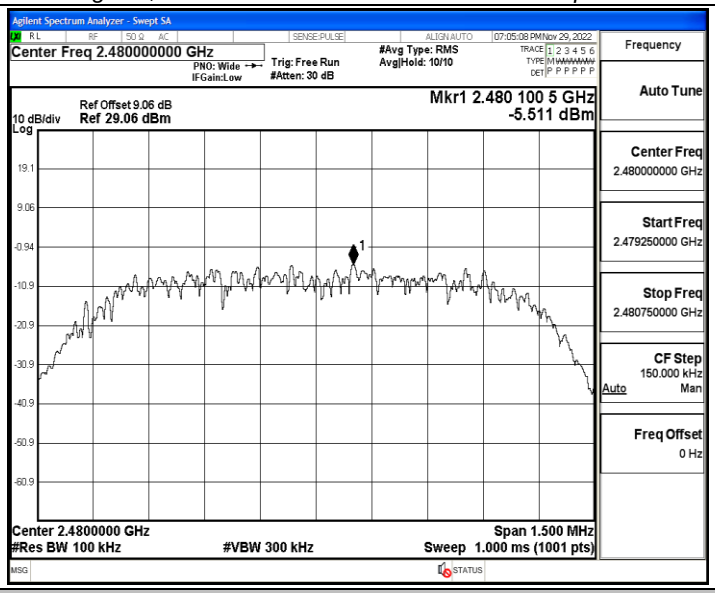

3DH5_Ant1_2480_30~1000

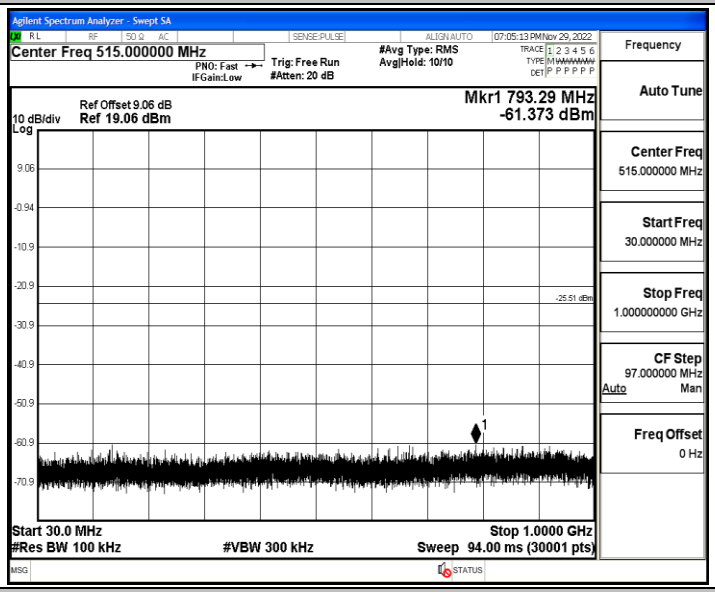

3DH5_Ant1_2480_1000~26500

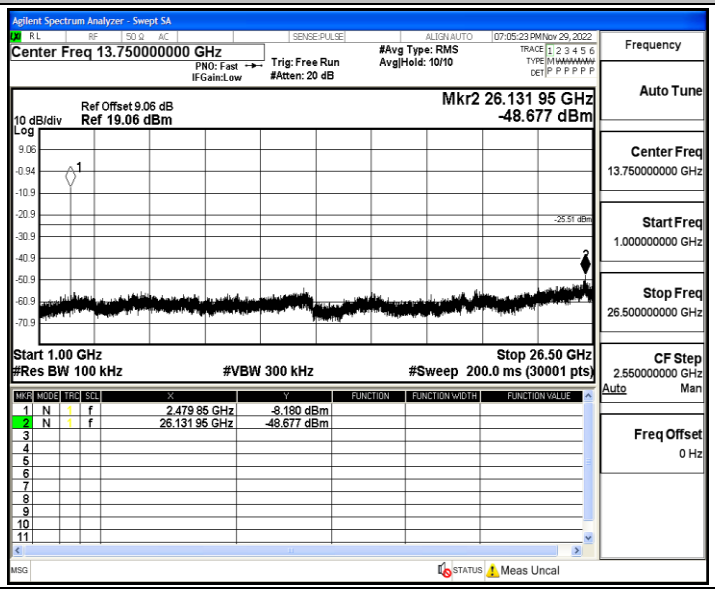

Appendix I: Duty Cycle

Test Result

TestMode	Antenna	Channel	Transmission Duration [ms]	Transmission Period [ms]	Duty Cycle [%]	1/T[kHz]
DH5	Ant1	2402	2.89	3.75	77.07	0.35
		2441	2.89	3.74	77.27	0.35
		2480	2.89	3.74	77.27	0.35
2DH5	Ant1	2402	2.88	3.75	76.80	0.35
		2441	2.89	3.75	77.07	0.35
		2480	2.89	3.75	77.07	0.35
3DH5	Ant1	2402	2.88	3.75	76.80	0.35
		2441	2.88	3.75	76.80	0.35
		2480	2.89	3.75	77.07	0.35

Test Graphs

DH5_Ant1_2402

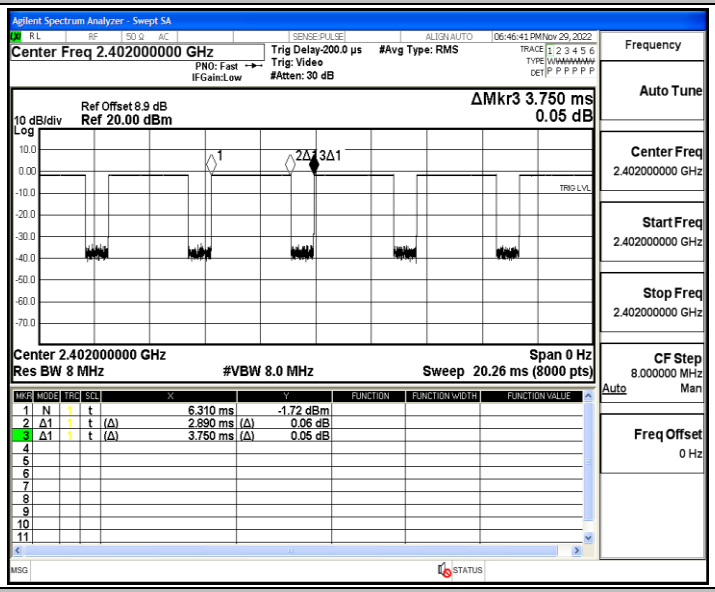

DH5_Ant1_2441

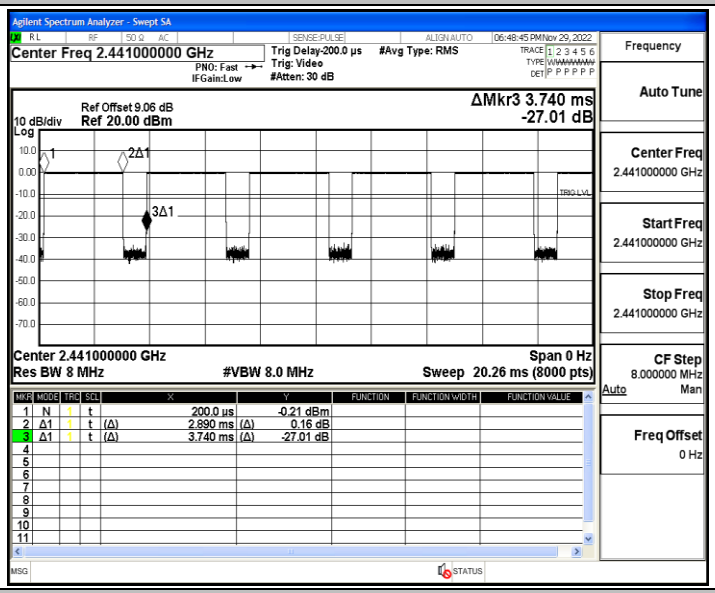

DH5_Ant1_2480

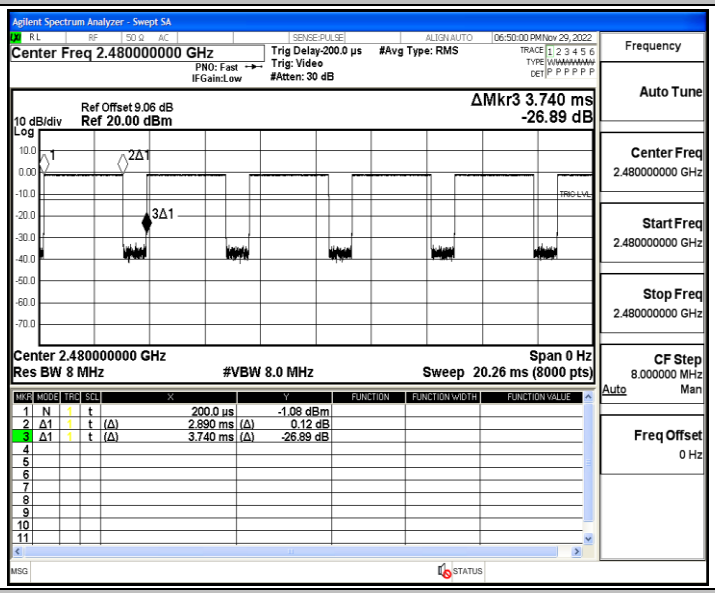

2DH5_Ant1_2402

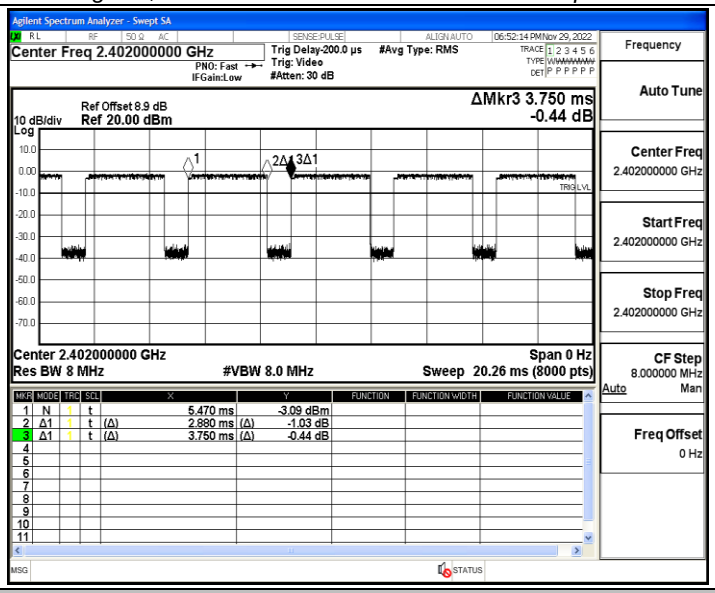

2DH5_Ant1_2441

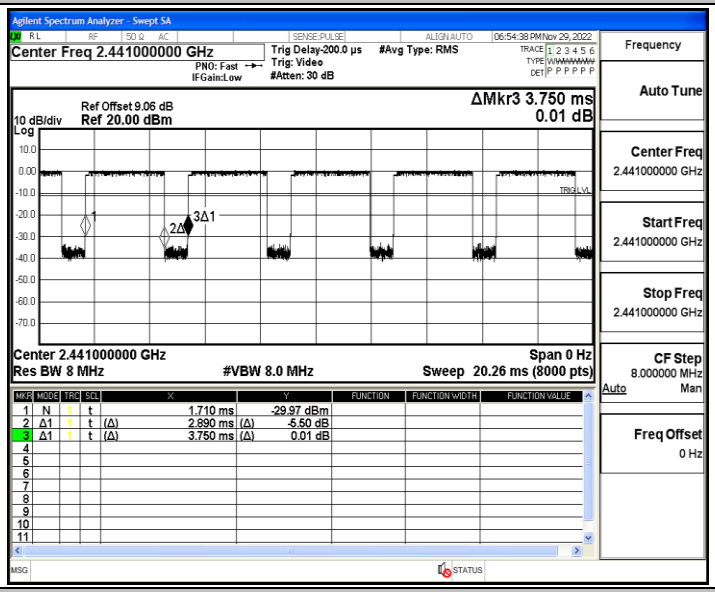

2DH5_Ant1_2480

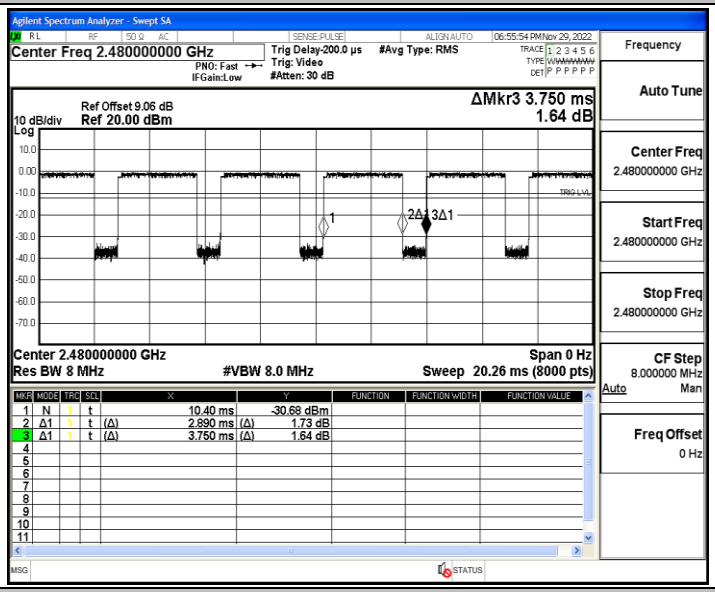

3DH5_Ant1_2402

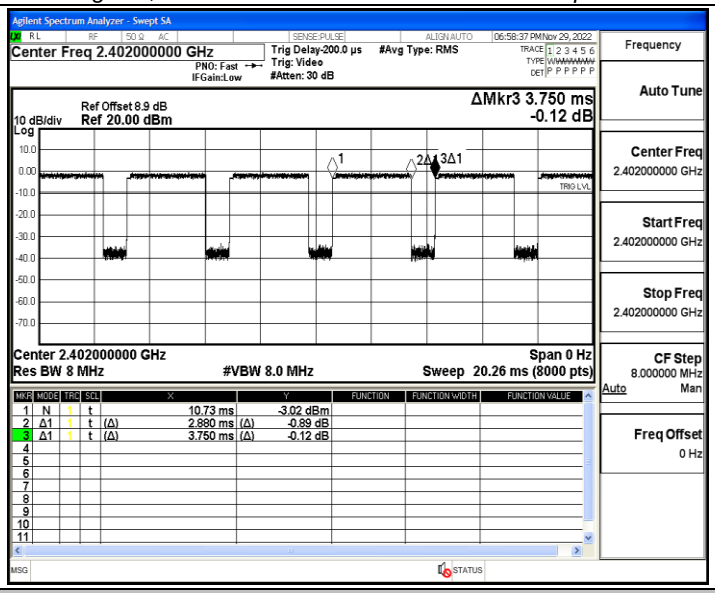

3DH5_Ant1_2441

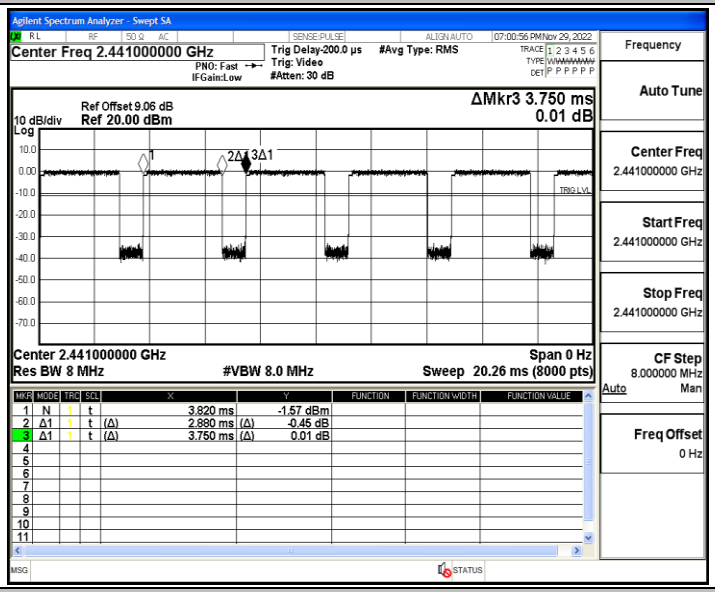

3DH5_Ant1_2480

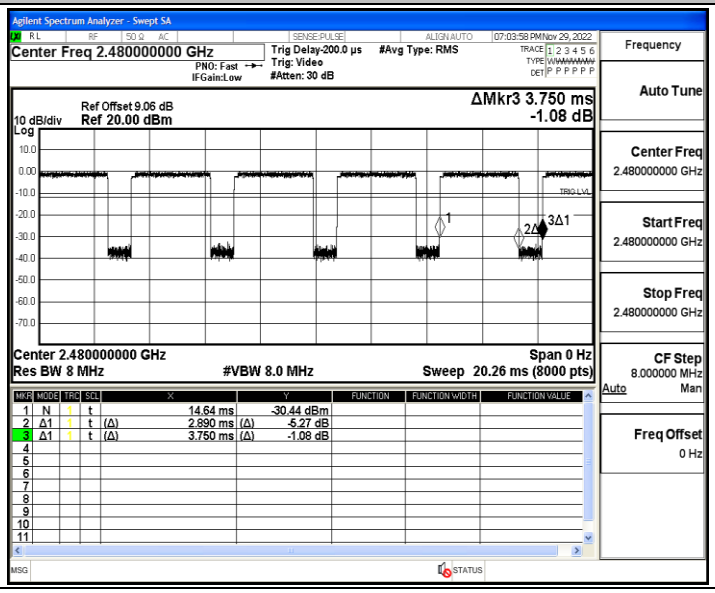

Appendix J: Emissions in Restricted Bands

Test Result

TestMode	Antenna	ChName	Channel	Detector	Freq(MHz)	Result(dBm)	Limit(dBm)	Verdict
DH5	Ant1	Low	2402	AV	2310.000	-49.4	≤-41.20	PASS
				AV	2381.375	-49.1	≤-41.20	PASS
				AV	2390.000	-49.11	≤-41.20	PASS
				Peak	2310.000	-43.11	≤-21.20	PASS
				Peak	2370.035	-39.02	≤-21.20	PASS
				Peak	2390.000	-42.57	≤-21.20	PASS
		High	2480	AV	2483.500	-48.58	≤-41.20	PASS
				AV	2498.400	-48.39	≤-41.20	PASS
				AV	2500.000	-48.47	≤-41.20	PASS
				Peak	2483.500	-39.64	≤-21.20	PASS
				Peak	2493.200	-38.73	≤-21.20	PASS
				Peak	2500.000	-40.36	≤-21.20	PASS
2DH5	Ant1	Low	2402	AV	2310.000	-49.43	≤-41.20	PASS
				AV	2378.855	-49.11	≤-41.20	PASS
				AV	2390.000	-49.18	≤-41.20	PASS
				Peak	2310.000	-42.08	≤-21.20	PASS
				Peak	2326.145	-39.34	≤-21.20	PASS
				Peak	2390.000	-41.79	≤-21.20	PASS
		High	2480	AV	2483.500	-48.39	≤-41.20	PASS
				AV	2483.520	-48.39	≤-41.20	PASS
				AV	2500.000	-48.46	≤-41.20	PASS
				Peak	2483.500	-42.21	≤-21.20	PASS
				Peak	2495.600	-39.46	≤-21.20	PASS
				Peak	2500.000	-42.77	≤-21.20	PASS
3DH5	Ant1	Low	2402	AV	2310.000	-49.48	≤-41.20	PASS
				AV	2389.985	-49.05	≤-41.20	PASS
				AV	2390.000	-49.05	≤-41.20	PASS
				Peak	2310.000	-42.47	≤-21.20	PASS
				Peak	2338.115	-39.34	≤-21.20	PASS
				Peak	2390.000	-41.69	≤-21.20	PASS
		High	2480	AV	2483.500	-48.4	≤-41.20	PASS
				AV	2499.440	-48.33	≤-41.20	PASS
				AV	2500.000	-48.52	≤-41.20	PASS
				Peak	2483.500	-41.74	≤-21.20	PASS
				Peak	2499.680	-38.82	≤-21.20	PASS
				Peak	2500.000	-40.78	≤-21.20	PASS

Note：

1. The Antenna Gain is compensated in the graph with 2dBi and Antenna Gain which is Higher.
2. The limit in dBm for average detector is conversion from 54dBuV/m, according to 15.209(a). The limit in dBm for peak detector is 20dB above the limit of average detector in dBm.

Test Graphs

DH5_Ant1_Low_2402_AV

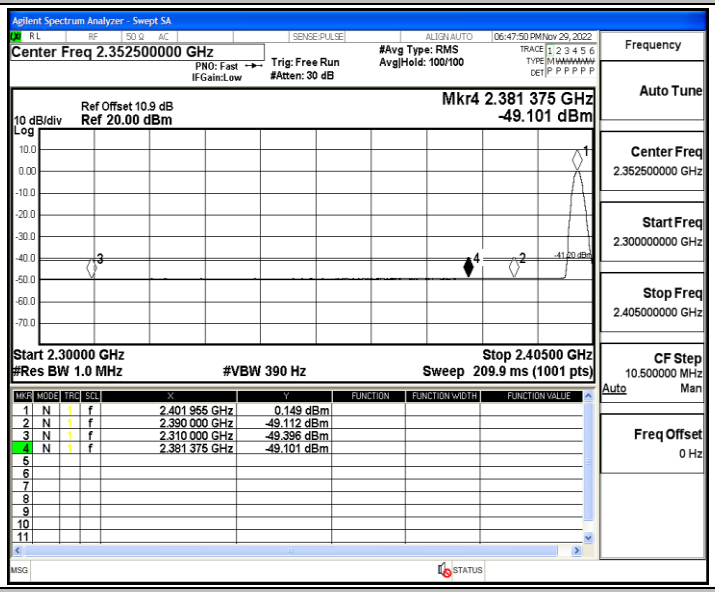

DH5_Ant1_Low_2402_Peak

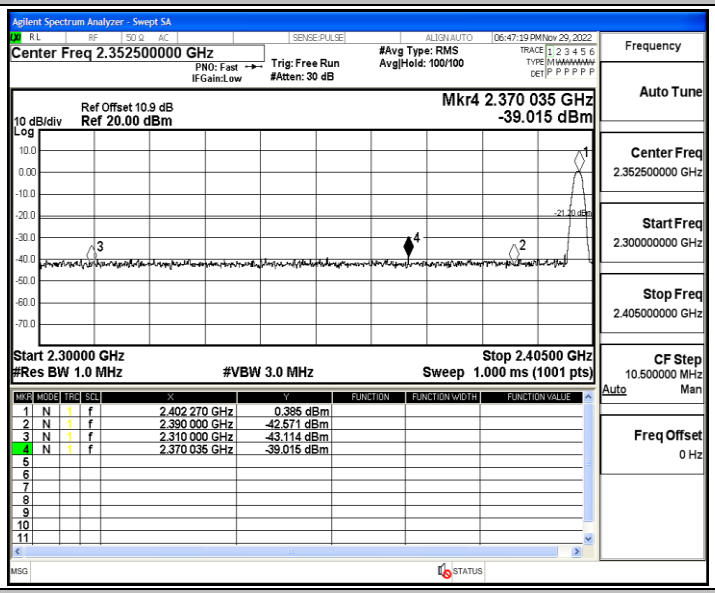

DH5_Ant1_High_2480_AV

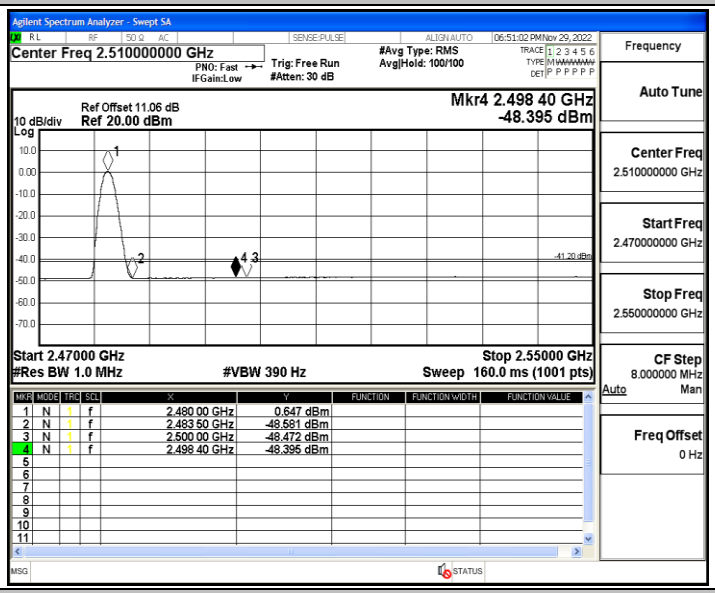

DH5_Ant1_High_2480_Peak

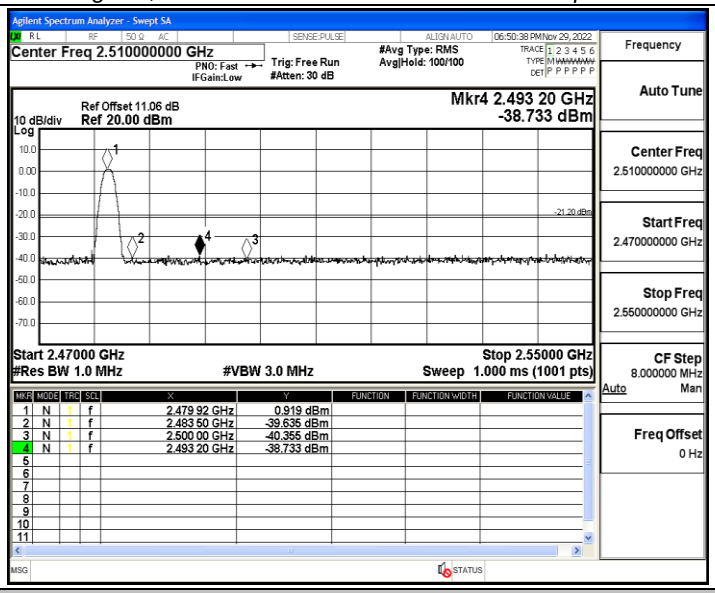

2DH5_Ant1_Low_2402_AV

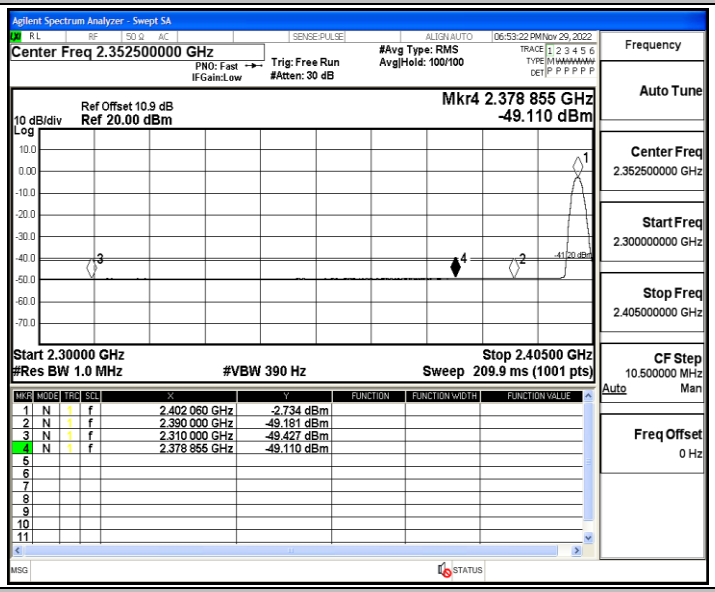

2DH5_Ant1_Low_2402_Peak

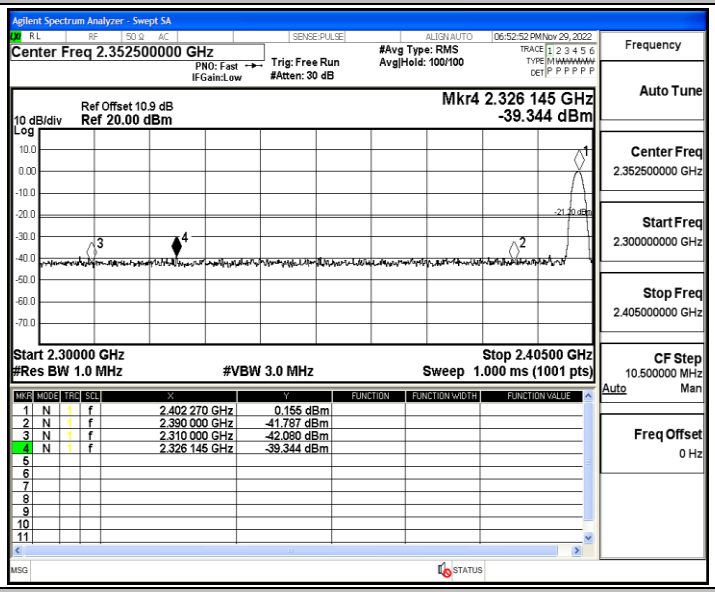

2DH5_Ant1_High_2480_AV

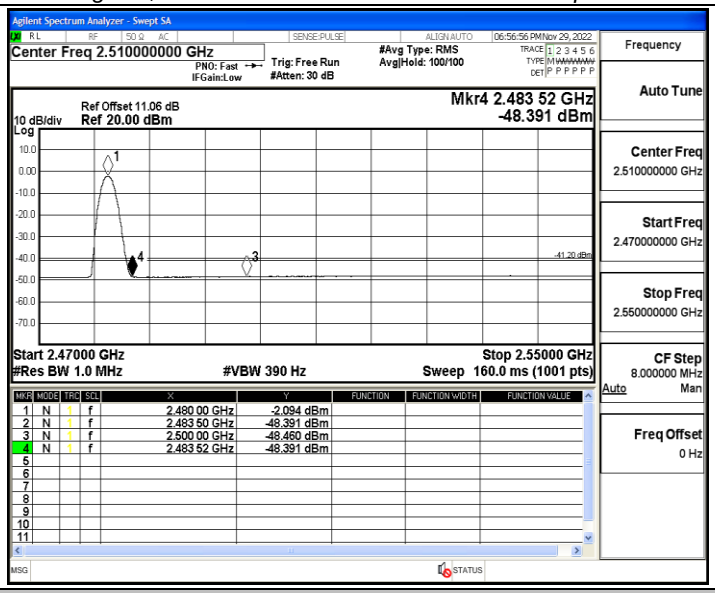

2DH5_Ant1_High_2480_Peak

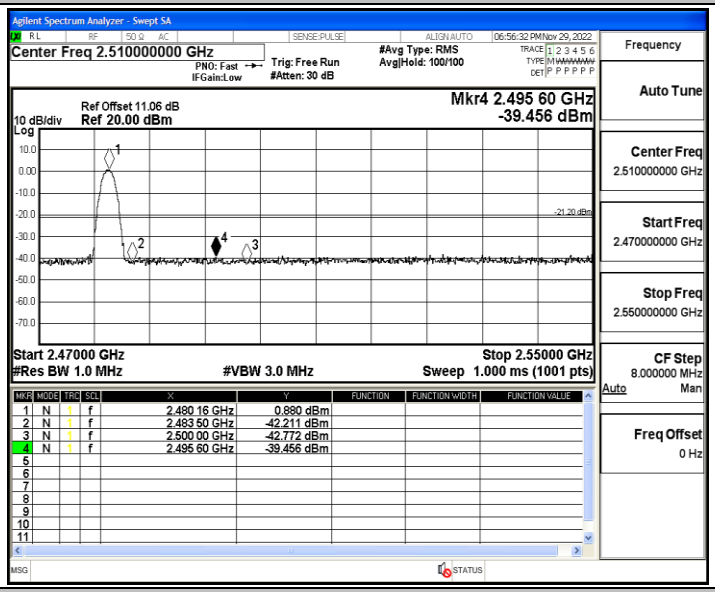

3DH5_Ant1_Low_2402_AV

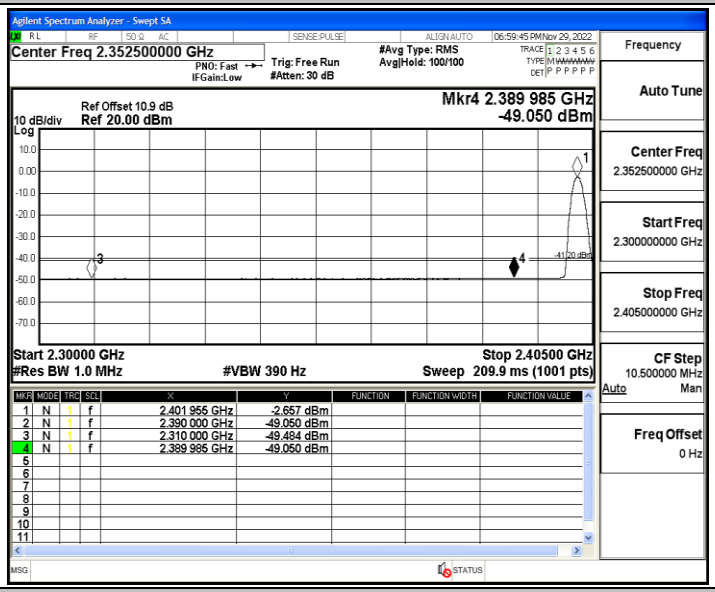

3DH5_Ant1_Low_2402_Peak

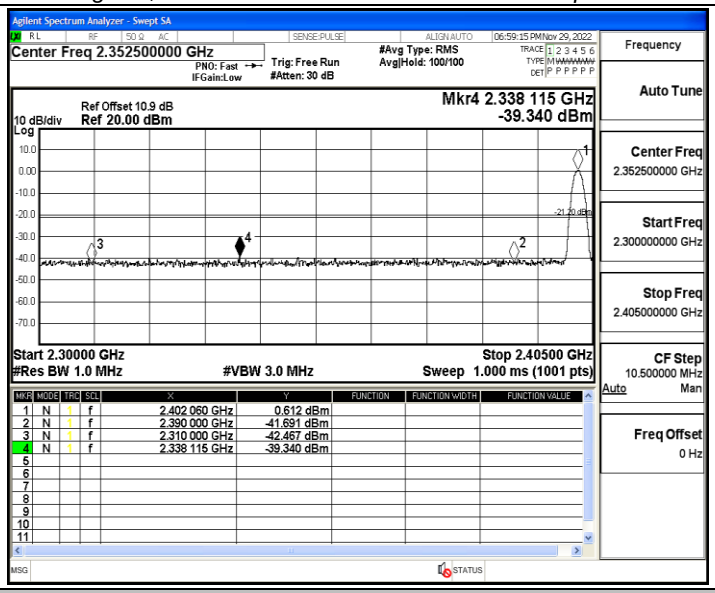

3DH5_Ant1_High_2480_AV

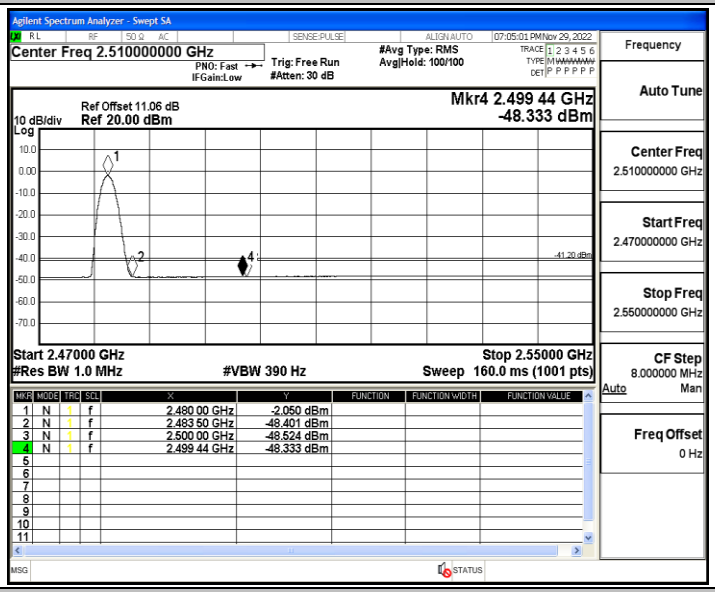
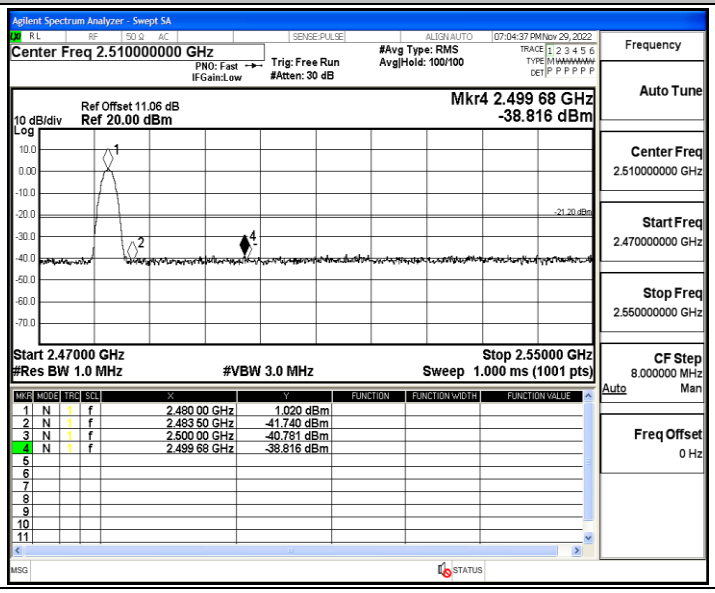
3DH5_Ant1_High_2480_Peak