Appendix B: Test data of 5GHz bands Wi-Fi

APPENDIX B: TEST DATA OF 5GHZ BANDS WI-FI 1
APPENDIX B.1: MAXIMUM OUTPUT POWER 2
802.11a mode: 2
802.11n(HT20) mode: 2
802.11ac(VHT20) mode: 3
802.11ax(HE20) mode: 3
802.11n(HT40) mode: 4
802.11ac(VHT40) mode: 4
802.11ax(HE40) mode: 5
802.11ac(VHT80) mode: 5
802.11ax(HE80) mode: 6
APPENDIX B.2: POWER SPECTRAL DENSITY 7
802.11a mode: 7
802.11n(HT20) mode: 8
802.11ac(VHT20) mode: 9
802.11ax(HE20) mode: 10
802.11n(HT40) mode: 11
802.11ac(VHT40) mode: 12
802.11ax(HE40) mode: 13
802.11ac(VHT80) mode: 14
802.11ax(HE80) mode: 14
APPENDIX B.3: 26DB BANDWIDTH AND 99% BANDWIDTH 15
802.11a mode: 15
802.11n(HT20) mode: 20
802.11ac(VHT20) mode: 25
802.11ax(HE20) mode: 30
802.11n(HT40) mode: 35
802.11ac(VHT40) mode: 39
802.11ax(HE40) mode: 43
802.11ac(VHT80) mode: 47
802.11ax(HE80) mode: 49
APPENDIX B.4: TEST RESULTS OF RADIATED SPURIOUS EMISSIONS 51
30MHz - 1GHz 51
1GHz - 18GHz 60
APPENDIX B.5: BANDEDGE 148
Wi-Fi 802.11 A mode, 6 Mbps 148
Wi-Fi 802.11n(HT20) mode, MCS0 154
Wi-Fi 802.11ac(VHT20) mode, MCS0 160
Wi-Fi 802.11ax(HE20) mode, MCS0 166
Wi-Fi 802.11n(HT40) mode, MCS0 172
Wi-Fi 802.11 ac(VHT40) mode, MCS0 178
Wi-Fi 802.11 ax(HE40) mode, MCS0 184
Wi-Fi 802.11 ac(VHT80) mode, MCS0 190
Wi-Fi 802.11 ax(HE80) mode, MCS0 195
APPENDIX B.6: TEST RESULT OF FREQUENCY STABILITY 200
Wi-Fi 802.11a mode: 200
APPENDIX B.7: TEST RESULT OF DYNAMIC FREQUENCY SELECTION (DFS) 208
APPENDIX B.8: TEST RESULTS OF CONDUCTED EMISSION ON AC MAINS 210
working mode 210

Appendix B.1: Maximum output power

802.11a mode:

Channel	Channel Frequency (MHz)	ANT1_Conducted Power (dBm)	ANT2_Conducted Power (dBm)	E.I.R.P Power (dBm)	FCC Limit (dBm)	IC E.I.R.P Limit (dBm)	Result
36	5180	12.60	5.74	16.010	23.98	22.16	Pass
40	5200	11.92	6.70	15.330	23.98	22.15	Pass
48	5240	11.81	7.63	15.220	23.98	22.15	Pass
52	5260	14.18	11.94	18.950	23.98	30	Pass
60	5300	14.68	11.01	19.450	23.98	30	Pass
64	5320	13.54	12.64	18.310	23.98	30	Pass
100	5500	13.98	14.18	17.590	23.98	30	Pass
116	5580	13.71	15.22	18.630	23.98	30	Pass
140	5700	14.10	15.16	18.570	23.98	30	Pass
149	5745	13.95	14.59	18.000	30	36	Pass
157	5785	13.99	15.29	18.700	30	36	Pass
165	5825	13.76	13.06	18.530	30	36	Pass

Note:
1) The cable loss is taken into account in results.
2) Antenna gain(G) of 802.11 a/n/ac/ax: ANT1: 3.41 dBi , ANT2: 4.77 dBi, 4.77dBi(MIMO)
   e.i.r.p.=$P_{(Peak\ power)}$+ G, which is far below the IC Limit
3) Antennas 1 and 2 are uncorrelated, and MIMO antenna gain is the maximum of the two antennas.

802.11n(HT20) mode:

Channel	Channel Frequency (MHz)	ANT1_Conducted Power (dBm)	ANT2_Conducted Power (dBm)	Total (dBm)		FCC Limit (dBm)	IC E.I.R.P Limit (dBm)	Result
				Conducted	EIRP[3]			
36	5180	12.33	6.91	13.426	18.196	23.98	22.45	Pass
40	5200	12.17	7.10	13.347	18.117	23.98	22.45	Pass
48	5240	11.83	7.91	13.308	18.078	23.98	22.46	Pass
52	5260	14.93	12.52	16.900	21.670	23.98	30	Pass
60	5300	14.77	12.66	16.852	21.622	23.98	30	Pass
64	5320	14.68	12.98	16.923	21.693	23.98	30	Pass
100	5500	13.31	15.60	17.615	22.385	23.98	30	Pass
116	5580	13.17	16.22	17.968	22.738	23.98	30	Pass
140	5700	14.24	16.42	18.476	23.246	23.98	30	Pass
149	5745	14.31	15.21	17.794	22.564	30	36	Pass
157	5785	14.17	14.94	17.582	22.352	30	36	Pass
165	5825	13.94	14.32	17.144	21.914	30	36	Pass

Note:
1) The cable loss is taken into account in results.
2) Antenna gain(G) of 802.11 a/n/ac/ax: ANT1: 3.41 dBi , ANT2: 4.77 dBi, 4.77dBi(MIMO)
   e.i.r.p.=$P_{(Peak\ power)}$+ G, which is far below the IC Limit
3) Antennas 1 and 2 are uncorrelated, and MIMO antenna gain is the maximum of the two antennas.

802.11ac(VHT20) mode:

Channel	Channel Frequency (MHz)	ANT1_Conducted Power (dBm)	ANT2_Conducted Power (dBm)	Total (dBm)		FCC Limit (dBm)	IC E.I.R.P Limit (dBm)	Result
				Conducted	EIRP[3]			
36	5180	10.97	6.29	12.242	17.012	23.98	22.46	Pass
40	5200	12.75	7.06	13.787	18.557	23.98	22.46	Pass
48	5240	10.86	6.77	12.290	17.060	23.98	22.46	Pass
52	5260	13.77	11.23	15.693	20.463	23.98	30	Pass
60	5300	13.1	10.71	15.078	19.848	23.98	30	Pass
64	5320	13.94	11.03	15.735	20.505	23.98	30	Pass
100	5500	12.51	14.77	16.796	21.566	23.98	30	Pass
116	5580	13.18	14.61	16.964	21.734	23.98	30	Pass
140	5700	14.2	14.91	17.580	22.350	23.98	30	Pass
149	5745	13.89	14.57	17.254	22.024	30	36	Pass
157	5785	13.52	13.48	16.510	21.280	30	36	Pass
165	5825	12.9	12.46	15.696	20.466	30	36	Pass

Note:
1) The cable loss is taken into account in results.
2) Antenna gain(G) of 802.11 a/n/ac/ax: ANT1: 3.41 dBi , ANT2: 4.77 dBi, 4.77dBi(MIMO)
   e.i.r.p.=$P_{(Peak\ power)}$+ G, which is far below the IC Limit
3) Antennas 1 and 2 are uncorrelated, and MIMO antenna gain is the maximum of the two antennas.

802.11ax(HE20) mode:

Channel	Channel Frequency (MHz)	ANT1_Conducted Power (dBm)	ANT2_Conducted Power (dBm)	Total (dBm)		FCC Limit (dBm)	IC E.I.R.P Limit (dBm)	Result
				Conducted	EIRP[3]			
36	5180	11.58	5.87	12.613	17.383	23.98	22.46	Pass
40	5200	11.44	5.35	12.395	17.165	23.98	22.46	Pass
48	5240	12.61	6.44	13.550	18.320	23.98	22.46	Pass
52	5260	11.12	8.59	13.047	17.817	23.98	30	Pass
60	5300	11.51	9.32	13.562	18.332	23.98	30	Pass
64	5320	11.85	9.34	13.784	18.554	23.98	30	Pass
100	5500	11.12	12.22	14.715	19.485	23.98	30	Pass
116	5580	11.75	12.80	15.317	20.087	23.98	30	Pass
140	5700	12.15	13.00	15.606	20.376	23.98	30	Pass
149	5745	12.44	12.89	15.681	20.451	30	36	Pass
157	5785	11.32	11.68	14.514	19.284	30	36	Pass
165	5825	11.5	11.63	14.576	19.346	30	36	Pass

Note:
1) The cable loss is taken into account in results.
2) Antenna gain(G) of 802.11 a/n/ac/ax: ANT1: 3.41 dBi , ANT2: 4.77 dBi, 4.77dBi(MIMO)
   e.i.r.p.=$P_{(Peak\ power)}$+ G, which is far below the IC Limit
3) Antennas 1 and 2 are uncorrelated, and MIMO antenna gain is the maximum of the two antennas.

802.11n(HT40) mode:

Channel	Channel Frequency (MHz)	ANT1_Conducted Power (dBm)	ANT2_Conducted Power (dBm)	Total (dBm)		FCC Limit (dBm)	IC E.I.R.P Limit (dBm)	Result
				Conducted	EIRP[3]			
38	5190	13.21	11.03	15.266	20.036	23.98	22.56	Pass
46	5230	13.22	10.88	15.216	19.986	23.98	22.57	Pass
54	5270	13.23	10.78	15.186	19.956	23.98	30	Pass
62	5310	14.01	11.09	15.801	20.571	23.98	30	Pass
102	5510	12.77	14.09	16.490	21.260	23.98	30	Pass
110	5550	12.76	14.62	16.799	21.569	23.98	30	Pass
134	5670	13.56	14.89	17.286	22.056	23.98	30	Pass
151	5755	12.88	13.66	16.298	21.068	30	36	Pass
159	5795	12.71	11.93	15.348	20.118	30	36	Pass

Note:
1) The cable loss is taken into account in results.
2) Antenna gain(G) of 802.11 a/n/ac/ax: ANT1: 3.41 dBi , ANT2: 4.77 dBi, 4.77dBi(MIMO)
   e.i.r.p.=$P_{(Peak\ power)}$+ G, which is far below the IC Limit
3) Antennas 1 and 2 are uncorrelated, and MIMO antenna gain is the maximum of the two antennas.

802.11ac(VHT40) mode:

Channel	Channel Frequency (MHz)	ANT1_Conducted Power (dBm)	ANT2_Conducted Power (dBm)	Total (dBm)		FCC Limit (dBm)	IC E.I.R.P Limit (dBm)	Result
				Conducted	EIRP[3]			
38	5190	12.7	10.15	14.620	19.390	23.98	22.57	Pass
46	5230	12.07	8.97	13.801	18.571	23.98	22.56	Pass
54	5270	13.19	10.30	14.991	19.761	23.98	30	Pass
62	5310	12.58	11.25	14.976	19.746	23.98	30	Pass
102	5510	12.69	12.99	15.853	20.623	23.98	30	Pass
110	5550	12.53	12.91	15.734	20.504	23.98	30	Pass
134	5670	13.22	13.17	16.205	20.975	23.98	30	Pass
151	5755	13.03	12.44	15.755	20.525	30	36	Pass
159	5795	11.55	11.96	14.770	19.540	30	36	Pass

Note:
1) The cable loss is taken into account in results.
2) Antenna gain(G) of 802.11 a/n/ac/ax: ANT1: 3.41 dBi , ANT2: 4.77 dBi, 4.77dBi(MIMO)
   e.i.r.p.=$P_{(Peak\ power)}$+ G, which is far below the IC Limit
3) Antennas 1 and 2 are uncorrelated, and MIMO antenna gain is the maximum of the two antennas.

802.11ax(HE40) mode:

Channel	Channel Frequency (MHz)	ANT1_Conducted Power (dBm)	ANT2_Conducted Power (dBm)	Total (dBm)		FCC Limit (dBm)	IC E.I.R.P Limit (dBm)	Result
				Conducted	EIRP[3]			
38	5190	10.93	8.17	12.776	17.546	23.98	22.57	Pass
46	5230	11.66	8.75	13.455	18.225	23.98	22.56	Pass
54	5270	12.89	8.02	14.115	18.885	23.98	30	Pass
62	5310	11.16	8.85	13.167	17.937	23.98	30	Pass
102	5510	11.38	10.98	14.195	18.965	23.98	30	Pass
110	5550	11.09	11.25	14.181	18.951	23.98	30	Pass
134	5670	12.78	13.80	16.330	21.100	23.98	30	Pass
151	5755	11.22	11.30	14.270	19.040	30	36	Pass
159	5795	11.37	10.53	13.981	18.751	30	36	Pass

Note:
1) The cable loss is taken into account in results.
2) Antenna gain(G) of 802.11 a/n/ac/ax: ANT1: 3.41 dBi , ANT2: 4.77 dBi, 4.77dBi(MIMO)
   e.i.r.p.=$P_{(Peak\ power)}$+ G, which is far below the IC Limit
3) Antennas 1 and 2 are uncorrelated, and MIMO antenna gain is the maximum of the two antennas.

802.11ac(VHT80) mode:

Channel	Channel Frequency (MHz)	ANT1_Conducted Power (dBm)	ANT2_Conducted Power (dBm)	Total (dBm)		FCC Limit (dBm)	IC E.I.R.P Limit (dBm)	Result
				Conducted	EIRP[3]			
42	5210	11.72	7.82	13.204	17.974	23.98	23	Pass
58	5290	10.91	7.64	12.586	17.356	23.98	30	Pass
106	5530	11.97	11.15	14.590	19.360	23.98	30	Pass
122	5610	10.69	11.51	14.130	18.900	23.98	30	Pass
155	5775	11.32	10.62	13.994	18.764	30	36	Pass

Note:
1) The cable loss is taken into account in results.
2) Antenna gain(G) of 802.11 a/n/ac/ax: ANT1: 3.41 dBi , ANT2: 4.77 dBi, 4.77dBi(MIMO)
   e.i.r.p.=$P_{(Peak\ power)}$+ G, which is far below the IC Limit
3) Antennas 1 and 2 are uncorrelated, and MIMO antenna gain is the maximum of the two antennas.

802.11ax(HE80) mode:

Channel	Channel Frequency (MHz)	ANT1_Conducted Power (dBm)	ANT2_Conducted Power (dBm)	Total (dBm)		FCC Limit (dBm)	IC E.I.R.P Limit (dBm)	Result
				Conducted	EIRP[3]			
42	5210	10.76	6.34	12.100	16.870	23.98	23	Pass
58	5290	11.16	6.30	12.387	17.157	23.98	30	Pass
106	5530	10.68	10.35	13.528	18.298	23.98	30	Pass
122	5610	10.72	10.21	13.483	18.253	23.98	30	Pass
155	5775	11.31	9.62	13.557	18.327	30	36	Pass

Note:

1) The cable loss is taken into account in results.
2) Antenna gain(G) of 802.11 a/n/ac/ax: ANT1: 3.41 dBi , ANT2: 4.77 dBi, 4.77dBi(MIMO)
   e.i.r.p.=$P_{(Peak\ power)}$+ G, which is far below the IC Limit
3) Antennas 1 and 2 are uncorrelated, and MIMO antenna gain is the maximum of the two antennas.

Appendix B.2: Power Spectral Density

Worst case

802.11 ax(HE20) 5180MHz

Ant1

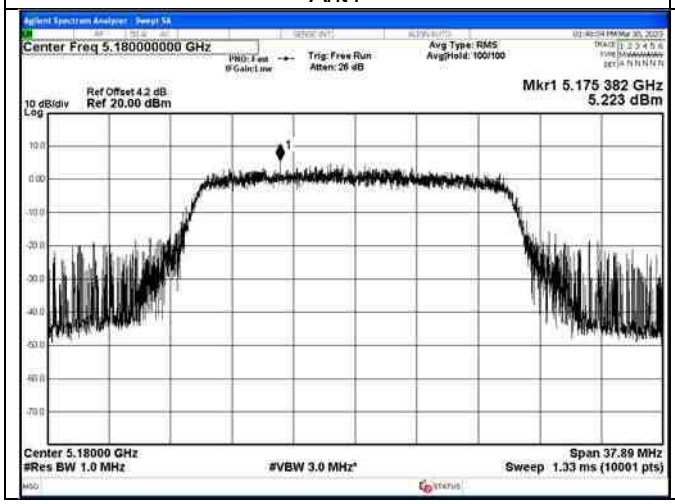

Ant2

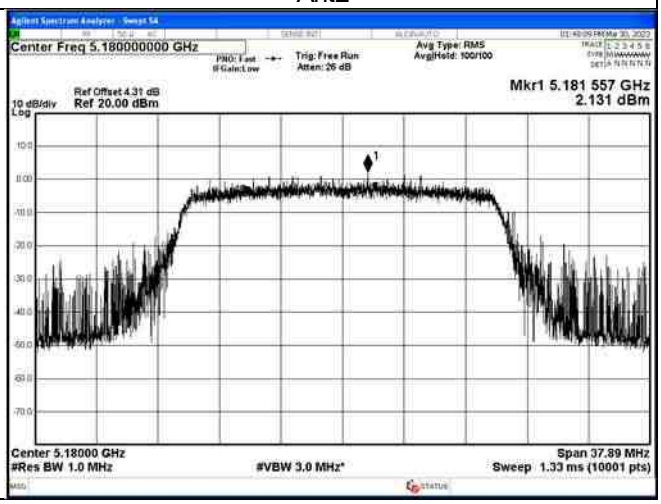

802.11a mode:

Channel	Channel Frequency (MHz)	ANT1_Power Spectral Density (dBm/MHz)		ANT2_Power Spectral Density (dBm/MHz)		Total_Power Spectral Density (dBm/MHz)		FCC Limit (dBm/MHz)	IC E.I.R.P. Limit (dBm/MHz(2))	Result
		FCC	IC(1)	FCC	IC(1)	FCC	IC(1)			
36	5180	3.500	6.910	-0.945	3.825	--	--	11	10	Pass
44	5200	3.200	6.610	-1.211	3.559	--	--	11	10	Pass
48	5240	2.982	6.392	-0.283	4.487	--	--	11	10	Pass
52	5260	6.655	6.655	1.208	1.208	--	--	11	11	Pass
56	5300	5.769	5.769	1.236	1.236	--	--	11	11	Pass
64	5320	5.968	5.968	1.564	1.564	--	--	11	11	Pass
100	5500	5.878	5.878	5.113	5.113	--	--	11	11	Pass
116	5580	5.636	5.636	5.758	5.758	--	--	11	11	Pass
140	5700	6.53	6.53	5.521	5.521	--	--	11	11	Pass

Channel	Channel Frequency (MHz)	ANT1_Power Spectral Density (dBm/500KHz)	ANT2_Power Spectral Density (dBm/500K Hz)	Total_Power Spectral Density (dBm/500K Hz)	Limit (dBm/500KHz)	Result
149	5745	3.179	1.975	5.629	30	Pass
157	5785	2.853	0.835	4.970	30	Pass
165	5825	2.203	-0.731	3.989	30	Pass

Note:
(1) The measurement power spectral density for U-NII-1 band is the e.i.r.p. spectral density, for U-NII-2A/2C/3 is the conducted spectral density.
(2) For U-NII-1 band the limit is the e.i.r.p. spectral density, for U-NII-2A/2C/3 is the conducted spectral density.

802.11n(HT20) mode:

Channel	Channel Frequency (MHz)	ANT1_Power Spectral Density (dBm/MHz)		ANT2_Power Spectral Density (dBm/MHz)		Total_Power Spectral Density (dBm/MHz)		FCC Limit (dBm/MHz)	IC E.I.R.P. Limit (dBm/MHz(2))	Result
		FCC	IC(1)	FCC	IC(1)	FCC	IC(1)			
36	5180	2.998	6.408	-1.298	3.472	4.371	9.141	11	10	Pass
44	5200	2.872	6.282	-0.731	4.039	4.444	9.214	11	10	Pass
48	5240	2.858	6.268	-0.352	4.418	4.553	9.323	11	10	Pass
52	5260	5.309	5.309	1.066	1.066	6.697	6.697	11	11	Pass
56	5300	5.595	5.595	1.559	1.559	7.040	7.040	11	11	Pass
64	5320	6.257	6.257	1.320	1.320	7.466	7.466	11	11	Pass
100	5500	5.501	5.501	5.191	5.191	8.359	8.359	11	11	Pass
116	5580	5.723	5.723	5.347	5.347	8.549	8.549	11	11	Pass
140	5700	5.449	5.449	5.367	5.367	8.418	8.418	11	11	Pass

Channel	Channel Frequency (MHz)	ANT1_Power Spectral Density (dBm/500KHz)	ANT2_Power Spectral Density (dBm/500K Hz)	Total_Power Spectral Density (dBm/500K Hz)	Limit (dBm/500KHz)	Result
149	5745	2.259	0.773	4.590	30	Pass
157	5785	2.149	0.120	4.262	30	Pass
165	5825	1.756	-1.016	3.598	30	Pass

Note:
(1) The measurement power spectral density for U-NII-1 band is the e.i.r.p. spectral density, for U-NII-2A/2C/3 is the conducted spectral density.
(2) For U-NII-1 band the limit is the e.i.r.p. spectral density, for U-NII-2A/2C/3 is the conducted spectral density.

802.11ac(VHT20) mode:

Channel	Channel Frequency (MHz)	ANT1_Power Spectral Density (dBm/MHz)		ANT2_Power Spectral Density (dBm/MHz)		Total_Power Spectral Density (dBm/MHz)		FCC Limit (dBm/MHz)	IC E.I.R.P. Limit (dBm/MHz(2))	Result
		FCC	IC(1)	FCC	IC(1)	FCC	IC(1)			
36	5180	2.552	5.962	-1.268	3.502	4.059	8.829	11	10	Pass
44	5200	2.504	5.914	-1.613	3.157	3.926	8.696	11	10	Pass
48	5240	2.836	6.246	-1.188	3.582	4.285	9.055	11	10	Pass
52	5260	6.129	6.129	0.695	0.695	7.222	7.222	11	11	Pass
56	5300	5.173	5.173	1.402	1.402	6.695	6.695	11	11	Pass
64	5320	5.909	5.909	1.136	1.136	7.158	7.158	11	11	Pass
100	5500	5.598	5.598	4.754	4.754	8.207	8.207	11	11	Pass
116	5580	5.248	5.248	5.411	5.411	8.341	8.341	11	11	Pass
140	5700	5.606	5.606	5.348	5.348	8.489	8.489	11	11	Pass

Channel	Channel Frequency (MHz)	ANT1_Power Spectral Density (dBm/500KHz)	ANT2_Power Spectral Density (dBm/500K Hz)	Total_Power Spectral Density (dBm/500K Hz)	Limit (dBm/500KHz)	Result
149	5745	2.551	0.856	4.796	30	Pass
157	5785	1.986	0.627	4.370	30	Pass
165	5825	1.813	-0.924	3.667	30	Pass

Note:
(1) The measurement power spectral density for U-NII-1 band is the e.i.r.p. spectral density, for U-NII-2A/2C/3 is the conducted spectral density.
(2) For U-NII-1 band the limit is the e.i.r.p. spectral density, for U-NII-2A/2C/3 is the conducted spectral density.

802.11ax(HE20) mode:

Channel	Channel Frequency (MHz)	ANT1_Power Spectral Density (dBm/MHz)		ANT2_Power Spectral Density (dBm/MHz)		Total_Power Spectral Density (dBm/MHz)		FCC Limit (dBm/MHz)	IC E.I.R.P. Limit (dBm/MHz(2))	Result
		FCC	IC(1)	FCC	IC(1)	FCC	IC(1)			
36	5180	3.141	6.551	0.146	4.916	4.907	9.677	11	10	Pass
44	5200	1.999	5.409	-1.262	3.508	3.678	8.448	11	10	Pass
48	5240	2.339	5.749	-1.247	3.523	3.916	8.686	11	10	Pass
52	5260	6.241	6.241	0.488	0.488	7.265	7.265	11	11	Pass
56	5300	4.990	4.990	0.605	0.605	6.339	6.339	11	11	Pass
64	5320	4.459	4.459	0.703	0.703	5.985	5.985	11	11	Pass
100	5500	5.118	5.118	5.026	5.026	8.083	8.083	11	11	Pass
116	5580	5.093	5.093	4.722	4.722	7.922	7.922	11	11	Pass
140	5700	5.041	5.041	5.038	5.038	8.050	8.050	11	11	Pass

Channel	Channel Frequency (MHz)	ANT1_Power Spectral Density (dBm/500KHz)	ANT2_Power Spectral Density (dBm/500K Hz)	Total_Power Spectral Density (dBm/500K Hz)	Limit (dBm/500KHz)	Result
149	5745	0.662	1.379	4.046	30	Pass
157	5785	1.724	1.200	4.480	30	Pass
165	5825	1.188	-1.057	3.219	30	Pass

Note:
(1) The measurement power spectral density for U-NII-1 band is the e.i.r.p. spectral density, for U-NII-2A/2C/3 is the conducted spectral density.
(2) For U-NII-1 band the limit is the e.i.r.p. spectral density, for U-NII-2A/2C/3 is the conducted spectral density.

802.11n(HT40) mode:

Channel	Channel Frequency (MHz)	ANT1_Power Spectral Density (dBm/MHz)		ANT2_Power Spectral Density (dBm/MHz)		Total_Power Spectral Density (dBm/MHz)		FCC Limit (dBm/MHz)	IC E.I.R.P. Limit (dBm/MHz(2))	Result
		FCC	IC(1)	FCC	IC(1)	FCC	IC(1)			
38	5190	3.048	6.458	0.285	5.055	4.893	9.663	11	10	Pass
46	5230	2.707	6.117	-1.162	3.608	4.200	8.970	11	10	Pass
54	5270	3.715	3.715	-0.877	-0.877	5.010	5.010	11	10	Pass
62	5310	3.459	3.459	-1.131	-1.131	4.754	4.754	11	11	Pass
102	5510	3.453	3.453	4.064	4.064	6.780	6.780	11	11	Pass
110	5550	3.656	3.656	3.632	3.632	6.654	6.654	11	11	Pass
134	5670	4.430	4.430	3.623	3.623	7.056	7.056	11	11	Pass

Channel	Channel Frequency (MHz)	ANT1_Power Spectral Density (dBm/500KHz)	ANT2_Power Spectral Density (dBm/500K Hz)	Total_Power Spectral Density (dBm/500K Hz)	Limit (dBm/500KHz)	Result
151	5755	1.577	-1.638	3.271	30	Pass
159	5795	-0.599	-2.154	1.703	30	Pass

Note:
(1) The measurement power spectral density for U-NII-1 band is the e.i.r.p. spectral density, for U-NII-2A/2C/3 is the conducted spectral density.
(2) For U-NII-1 band the limit is the e.i.r.p. spectral density, for U-NII-2A/2C/3 is the conducted spectral density.

802.11ac(VHT40) mode:

Channel	Channel Frequency (MHz)	ANT1_Power Spectral Density (dBm/MHz)		ANT2_Power Spectral Density (dBm/MHz)		Total_Power Spectral Density (dBm/MHz)		FCC Limit (dBm/MHz)	IC E.I.R.P. Limit (dBm/MHz(2))	Result
		FCC	IC(1)	FCC	IC(1)	FCC	IC(1)			
38	5190	2.767	6.177	-0.696	4.074	4.382	9.152	11	10	Pass
46	5230	3.001	6.411	-1.164	3.606	4.410	9.180	11	10	Pass
54	5270	3.694	3.694	-1.286	-1.286	4.892	4.892	11	11	Pass
62	5310	2.860	2.860	-1.177	-1.177	4.305	4.305	11	11	Pass
102	5510	3.701	3.701	3.147	3.147	6.443	6.443	11	11	Pass
110	5550	3.855	3.855	3.251	3.251	6.574	6.574	11	11	Pass
134	5670	4.182	4.182	4.191	4.191	7.197	7.197	11	11	Pass

Channel	Channel Frequency (MHz)	ANT1_Power Spectral Density (dBm/500KHz)	ANT2_Power Spectral Density (dBm/500K Hz)	Total_Power Spectral Density (dBm/500K Hz)	Limit (dBm/500KHz)	Result
151	5755	1.077	-1.894	2.851	30	Pass
159	5795	-0.585	-2.088	1.738	30	Pass

Note:
(1) The measurement power spectral density for U-NII-1 band is the e.i.r.p. spectral density, for U-NII-2A/2C/3 is the conducted spectral density.
(2) For U-NII-1 band the limit is the e.i.r.p. spectral density, for U-NII-2A/2C/3 is the conducted spectral density.

802.11ax(HE40) mode:

Channel	Channel Frequency (MHz)	ANT1_Power Spectral Density (dBm/MHz)		ANT2_Power Spectral Density (dBm/MHz)		Total_Power Spectral Density (dBm/MHz)		FCC Limit (dBm/MHz)	IC E.I.R.P. Limit (dBm/MHz(2))	Result
		FCC	IC(1)	FCC	IC(1)	FCC	IC(1)			
38	5190	2.311	7.081	-0.608	4.162	4.103	8.873	11	10	Pass
46	5230	3.047	7.817	-1.442	3.328	4.369	9.139	11	10	Pass
54	5270	1.849	1.849	-1.260	-1.260	3.577	3.577	11	11	Pass
62	5310	2.007	2.007	-1.502	-1.502	3.608	3.608	11	11	Pass
102	5510	1.866	1.866	2.923	2.923	5.437	5.437	11	11	Pass
110	5550	3.869	3.869	1.984	1.984	6.038	6.038	11	11	Pass
134	5670	4.004	4.004	3.061	3.061	6.568	6.568	11	11	Pass

Channel	Channel Frequency (MHz)	ANT1_Power Spectral Density (dBm/500KHz)	ANT2_Power Spectral Density (dBm/500K Hz)	Total_Power Spectral Density (dBm/500K Hz)	Limit (dBm/500KHz)	Result
151	5755	0.649	-1.519	2.709	30	Pass
159	5795	0.569	-2.105	2.445	30	Pass

Note:
(1) The measurement power spectral density for U-NII-1 band is the e.i.r.p. spectral density, for U-NII-2A/2C/3 is the conducted spectral density.
(2) For U-NII-1 band the limit is the e.i.r.p. spectral density, for U-NII-2A/2C/3 is the conducted spectral density.

802.11ac(VHT80) mode:

Channel	Channel Frequency (MHz)	ANT1_Power Spectral Density (dBm/MHz)		ANT2_Power Spectral Density (dBm/MHz)		Total_Power Spectral Density (dBm/MHz)		FCC Limit (dBm/MHz)	IC E.I.R.P. Limit (dBm/MHz(2))	Result
		FCC	IC(1)	FCC	IC(1)	FCC	IC(1)			
42	5210	0.399	5.169	-5.009	-0.239	1.498	6.268	11	10	Pass
58	5290	-1.287	-1.287	-5.248	-5.248	0.180	0.180	11	10	Pass
106	5530	-0.048	-0.048	-0.988	-0.988	2.518	2.518	11	10	Pass
122	5610	-0.541	-0.541	-1.364	-1.364	2.077	2.077	11	10	Pass

Channel	Channel Frequency (MHz)	ANT1_Power Spectral Density (dBm/500KHz)	ANT2_Power Spectral Density (dBm/500K Hz)	Total_Power Spectral Density (dBm/500K Hz)	Limit (dBm/500KHz)	Result
155	5775	-3.699	-6.335	-1.81	30	Pass

Note:
(1) The measurement power spectral density for U-NII-1 band is the e.i.r.p. spectral density, for U-NII-2A/2C/3 is the conducted spectral density.
(2) For U-NII-1 band the limit is the e.i.r.p. spectral density, for U-NII-2A/2C/3 is the conducted spectral density.

802.11ax(HE80) mode:

Channel	Channel Frequency (MHz)	ANT1_Power Spectral Density (dBm/MHz)		ANT2_Power Spectral Density (dBm/MHz)		Total_Power Spectral Density (dBm/MHz)		FCC Limit (dBm/MHz)	IC E.I.R.P. Limit (dBm/MHz(2))	Result
		FCC	IC(1)	FCC	IC(1)	FCC	IC(1)			
42	5210	0.229	4.999	-4.918	-0.148	1.387	6.157	11	10	Pass
58	5290	-1.797	-1.797	-3.280	-3.280	0.535	0.535	11	10	Pass
106	5530	-0.255	-0.255	-0.793	-0.793	2.495	2.495	11	10	Pass
122	5610	-0.580	-0.580	-0.434	-0.434	2.504	2.504	11	10	Pass

Channel	Channel Frequency (MHz)	ANT1_Power Spectral Density (dBm/500KHz)	ANT2_Power Spectral Density (dBm/500K Hz)	Total_Power Spectral Density (dBm/500K Hz)	Limit (dBm/500KHz)	Result
155	5775	-1.127	-3.979	0.687	30	Pass

Note:
(1) The measurement power spectral density for U-NII-1 band is the e.i.r.p. spectral density, for U-NII-2A/2C/3 is the conducted spectral density.
(2) For U-NII-1 band the limit is the e.i.r.p. spectral density, for U-NII-2A/2C/3 is the conducted spectral density.

Appendix B.3: 26dB Bandwidth and 99% Bandwidth

802.11a mode:

Channel	Channel Frequency (MHz)	ANT1_Emission Bandwidth		ANT2_Emission Bandwidth	
		26dB Bandwidth (MHz)	99% Bandwidth (MHz)	26dB Bandwidth (MHz)	99% Bandwidth (MHz)
36	5180	24.82	16.7451	21.78	16.5729
44	5200	23.55	16.6676	22.82	16.7775
48	5240	23.93	16.6412	22.85	16.7325
52	5260	23.93	16.7176	24.39	16.6701
56	5300	23.46	16.7137	23.16	16.7346
64	5320	25.73	16.6911	25.18	16.6639
100	5500	24.38	16.6810	22.76	16.6944
116	5580	23.63	16.6643	24.02	16.7407
140	5700	24.31	16.7442	22.12	16.7404

Channel	Channel Frequency (MHz)	ANT1_Emission Bandwidth		ANT2_Emission Bandwidth	
		6dB Bandwidth (MHz)	99% Bandwidth (MHz)	6dB Bandwidth (MHz)	99% Bandwidth (MHz)
149	5745	16.27	16.7417	15.79	16.7366
157	5785	16.05	16.7554	16.12	16.6970
165	5825	16.27	16.8017	16.34	16.6641

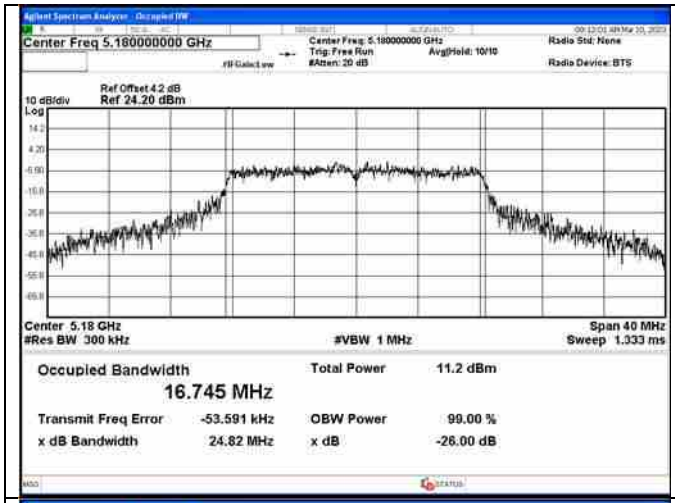
Agilent Spectrum Analyzer - Occupied BW
Center Freq 5.180000000 GHz
Center Freq: 5.180000000 GHz
Trig: Free Run
Avg|Hold: 10/10
#Atten: 20 dB
Radio Std: None
Radio Device: BTS
Ref Offset 4.2 dB
10 dB/div
Ref 24.20 dBm
Log
Center 5.18 GHz
#Res BW 300 kHz
#VBW 1 MHz
Span 40 MHz
Sweep 1.333 ms
Occupied Bandwidth
16.745 MHz
Total Power 11.2 dBm
Transmit Freq Error -53.591 kHz
OBW Power 99.00 %
x dB Bandwidth 24.82 MHz
x dB -26.00 dB

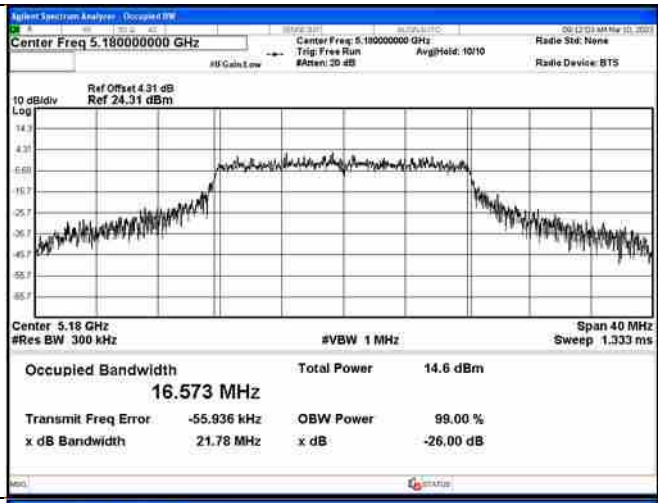
Agilent Spectrum Analyzer - Occupied BW
Center Freq 5.180000000 GHz
Center Freq: 5.180000000 GHz
Trig: Free Run
Avg|Hold: 10/10
#Atten: 20 dB
Radio Std: None
Radio Device: BTS
Ref Offset 4.31 dB
10 dB/div
Ref 24.31 dBm
Log
Center 5.18 GHz
#Res BW 300 kHz
#VBW 1 MHz
Span 40 MHz
Sweep 1.333 ms
Occupied Bandwidth
16.573 MHz
Total Power 14.6 dBm
Transmit Freq Error -55.936 kHz
OBW Power 99.00 %
x dB Bandwidth 21.78 MHz
x dB -26.00 dB

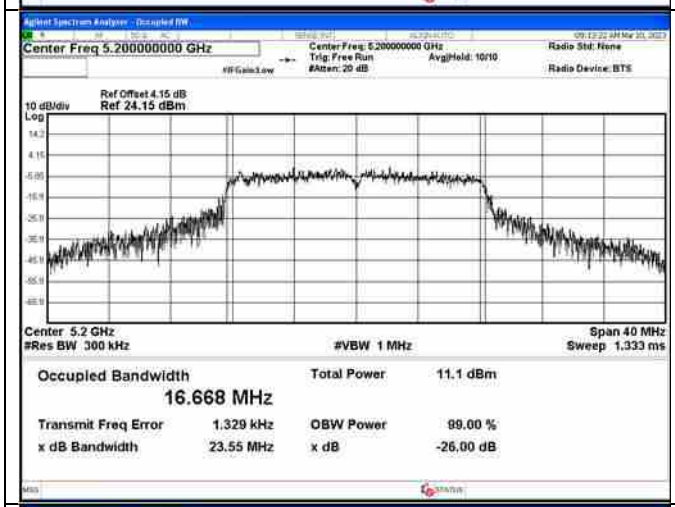
Agilent Spectrum Analyzer - Occupied BW
Center Freq 5.200000000 GHz
Center Freq: 5.200000000 GHz
Trig: Free Run
Avg|Hold: 10/10
#Atten: 20 dB
Radio Std: None
Radio Device: BTS
Ref Offset 4.15 dB
10 dB/div
Ref 24.15 dBm
Log
Center 5.2 GHz
#Res BW 300 kHz
#VBW 1 MHz
Span 40 MHz
Sweep 1.333 ms
Occupied Bandwidth
16.668 MHz
Total Power 11.1 dBm
Transmit Freq Error 1.329 kHz
OBW Power 99.00 %
x dB Bandwidth 23.55 MHz
x dB -26.00 dB

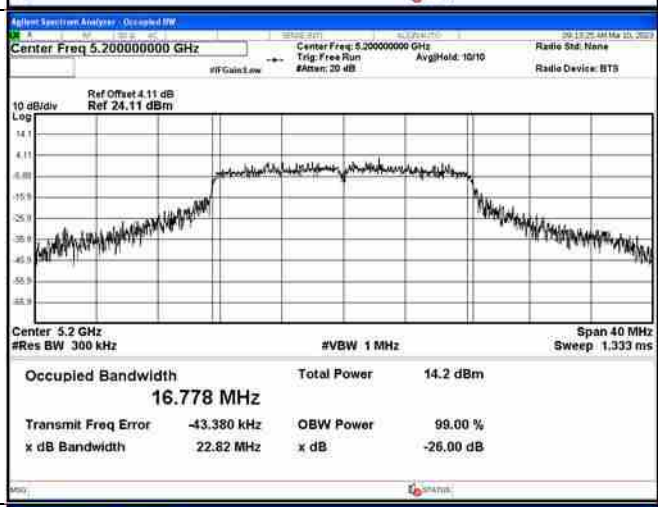
Agilent Spectrum Analyzer - Occupied BW
Center Freq 5.200000000 GHz
Center Freq: 5.200000000 GHz
Trig: Free Run
Avg|Hold: 10/10
#Atten: 20 dB
Radio Std: None
Radio Device: BTS
Ref Offset 4.11 dB
10 dB/div
Ref 24.11 dBm
Log
Center 5.2 GHz
#Res BW 300 kHz
#VBW 1 MHz
Span 40 MHz
Sweep 1.333 ms
Occupied Bandwidth
16.778 MHz
Total Power 14.2 dBm
Transmit Freq Error -43.380 kHz
OBW Power 99.00 %
x dB Bandwidth 22.82 MHz
x dB -26.00 dB

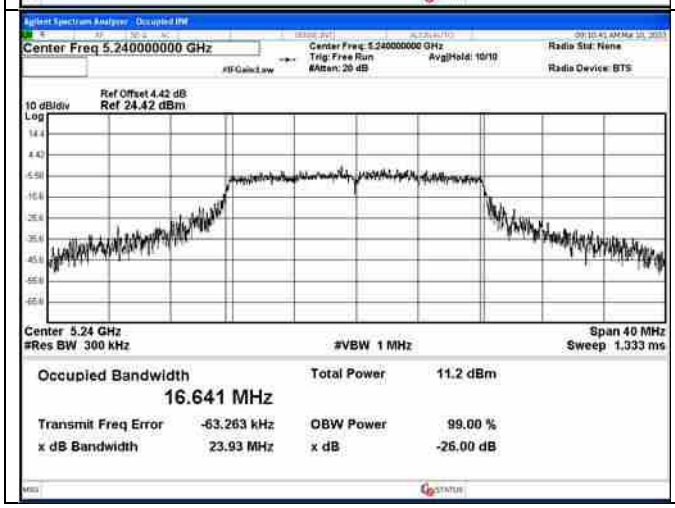
Agilent Spectrum Analyzer - Occupied BW
Center Freq 5.240000000 GHz
Center Freq: 5.240000000 GHz
Trig: Free Run
Avg|Hold: 10/10
#Atten: 20 dB
Radio Std: None
Radio Device: BTS
Ref Offset 4.42 dB
10 dB/div
Ref 24.42 dBm
Log
Center 5.24 GHz
#Res BW 300 kHz
#VBW 1 MHz
Span 40 MHz
Sweep 1.333 ms
Occupied Bandwidth
16.641 MHz
Total Power 11.2 dBm
Transmit Freq Error -63.263 kHz
OBW Power 99.00 %
x dB Bandwidth 23.93 MHz
x dB -26.00 dB

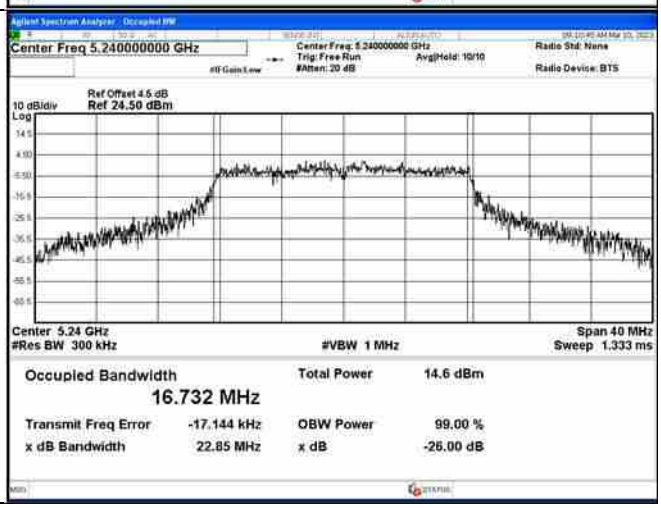
Agilent Spectrum Analyzer - Occupied BW
Center Freq 5.240000000 GHz
Center Freq: 5.240000000 GHz
Trig: Free Run
Avg|Hold: 10/10
#Atten: 20 dB
Radio Std: None
Radio Device: BTS
Ref Offset 4.5 dB
10 dB/div
Ref 24.50 dBm
Log
Center 5.24 GHz
#Res BW 300 kHz
#VBW 1 MHz
Span 40 MHz
Sweep 1.333 ms
Occupied Bandwidth
16.732 MHz
Total Power 14.6 dBm
Transmit Freq Error -17.144 kHz
OBW Power 99.00 %
x dB Bandwidth 22.85 MHz
x dB -26.00 dB

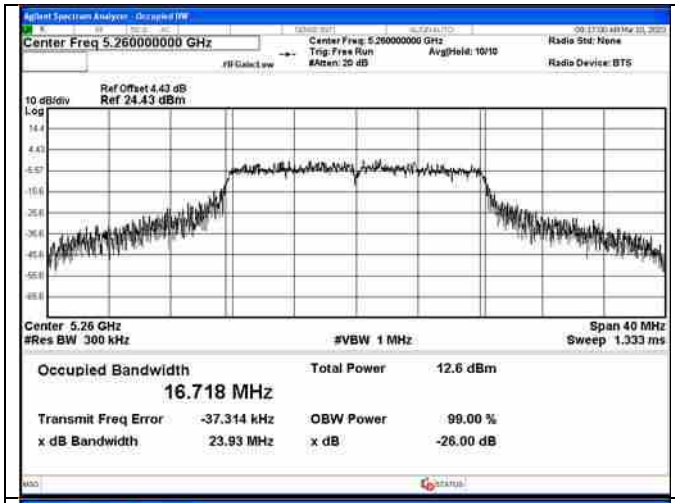
Agilent Spectrum Analyzer - Occupied BW
Center Freq 5.260000000 GHz
Center Freq: 5.260000000 GHz
Trig: Free Run
Avg|Hold: 10/10
#Atten: 20 dB
Radio Std: None
Radio Device: BTS
Ref Offset 4.43 dB
10 dB/div
Ref 24.43 dBm
Log
Center 5.26 GHz
#Res BW 300 kHz
#VBW 1 MHz
Span 40 MHz
Sweep 1.333 ms
Occupied Bandwidth
16.718 MHz
Total Power 12.6 dBm
Transmit Freq Error -37.314 kHz
OBW Power 99.00 %
x dB Bandwidth 23.93 MHz
x dB -26.00 dB

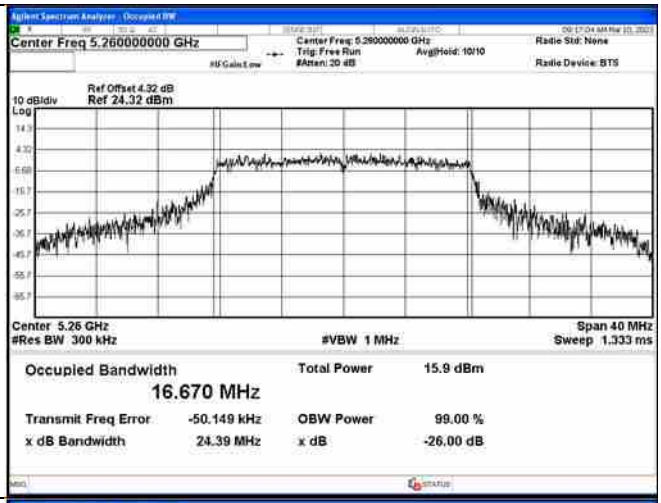
Agilent Spectrum Analyzer - Occupied BW
Center Freq 5.260000000 GHz
Center Freq: 5.260000000 GHz
Trig: Free Run
Avg|Hold: 10/10
#Atten: 20 dB
Radio Std: None
Radio Device: BTS
Ref Offset 4.32 dB
10 dB/div
Ref 24.32 dBm
Log
Center 5.26 GHz
#Res BW 300 kHz
#VBW 1 MHz
Span 40 MHz
Sweep 1.333 ms
Occupied Bandwidth
16.670 MHz
Total Power 15.9 dBm
Transmit Freq Error -50.149 kHz
OBW Power 99.00 %
x dB Bandwidth 24.39 MHz
x dB -26.00 dB

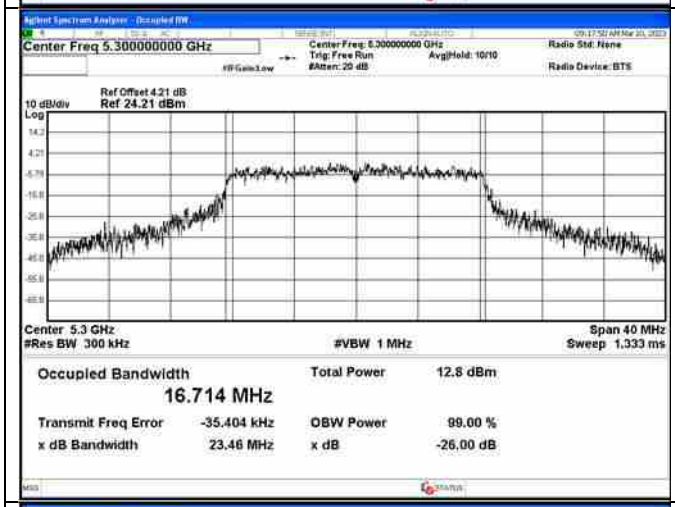
Agilent Spectrum Analyzer - Occupied BW
Center Freq 5.300000000 GHz
Center Freq: 5.300000000 GHz
Trig: Free Run
Avg|Hold: 10/10
#Atten: 20 dB
Radio Std: None
Radio Device: BTS
Ref Offset 4.21 dB
10 dB/div
Ref 24.21 dBm
Log
Center 5.3 GHz
#Res BW 300 kHz
#VBW 1 MHz
Span 40 MHz
Sweep 1.333 ms
Occupied Bandwidth
16.714 MHz
Total Power 12.8 dBm
Transmit Freq Error -35.404 kHz
OBW Power 99.00 %
x dB Bandwidth 23.46 MHz
x dB -26.00 dB

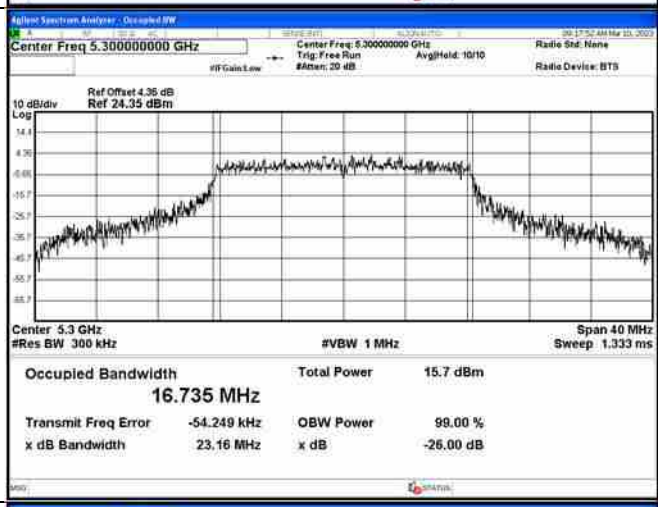
Agilent Spectrum Analyzer - Occupied BW
Center Freq 5.300000000 GHz
Center Freq: 5.300000000 GHz
Trig: Free Run
Avg|Hold: 10/10
#Atten: 20 dB
Radio Std: None
Radio Device: BTS
Ref Offset 4.36 dB
10 dB/div
Ref 24.35 dBm
Log
Center 5.3 GHz
#Res BW 300 kHz
#VBW 1 MHz
Span 40 MHz
Sweep 1.333 ms
Occupied Bandwidth
16.735 MHz
Total Power 15.7 dBm
Transmit Freq Error -54.249 kHz
OBW Power 99.00 %
x dB Bandwidth 23.16 MHz
x dB -26.00 dB

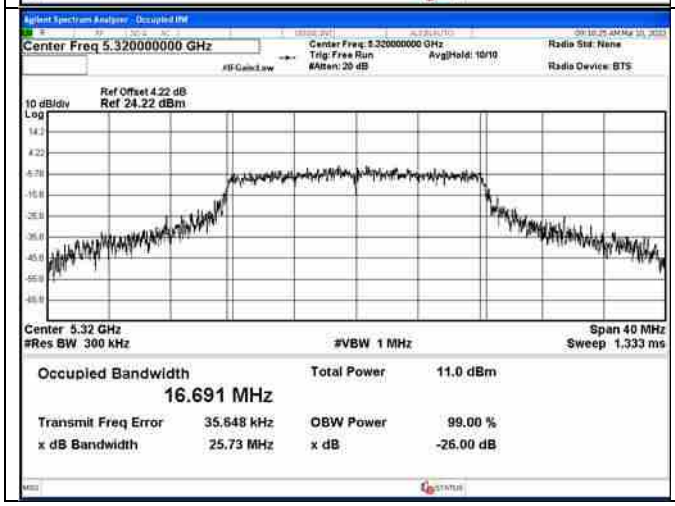
Agilent Spectrum Analyzer - Occupied BW
Center Freq 5.320000000 GHz
Center Freq: 5.320000000 GHz
Trig: Free Run
Avg|Hold: 10/10
#Atten: 20 dB
Radio Std: None
Radio Device: BTS
Ref Offset 4.22 dB
10 dB/div
Ref 24.22 dBm
Log
Center 5.32 GHz
#Res BW 300 kHz
#VBW 1 MHz
Span 40 MHz
Sweep 1.333 ms
Occupied Bandwidth
16.691 MHz
Total Power 11.0 dBm
Transmit Freq Error 35.648 kHz
OBW Power 99.00 %
x dB Bandwidth 25.73 MHz
x dB -26.00 dB

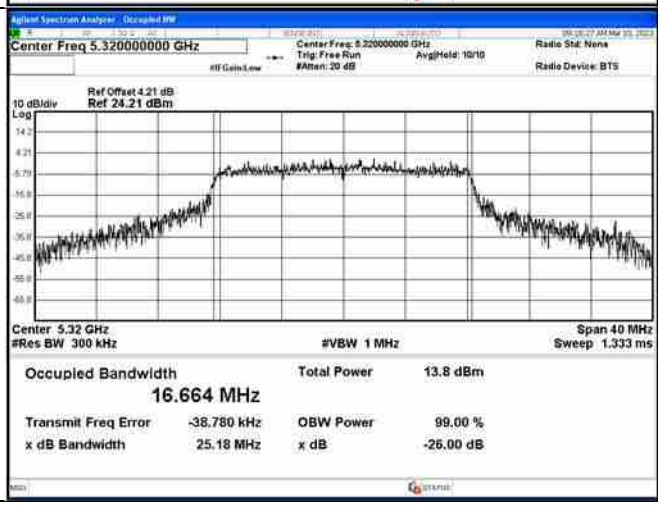
Agilent Spectrum Analyzer - Occupied BW
Center Freq 5.320000000 GHz
Center Freq: 5.320000000 GHz
Trig: Free Run
Avg|Hold: 10/10
#Atten: 20 dB
Radio Std: None
Radio Device: BTS
Ref Offset 4.21 dB
10 dB/div
Ref 24.21 dBm
Log
Center 5.32 GHz
#Res BW 300 kHz
#VBW 1 MHz
Span 40 MHz
Sweep 1.333 ms
Occupied Bandwidth
16.664 MHz
Total Power 13.8 dBm
Transmit Freq Error -38.780 kHz
OBW Power 99.00 %
x dB Bandwidth 25.18 MHz
x dB -26.00 dB

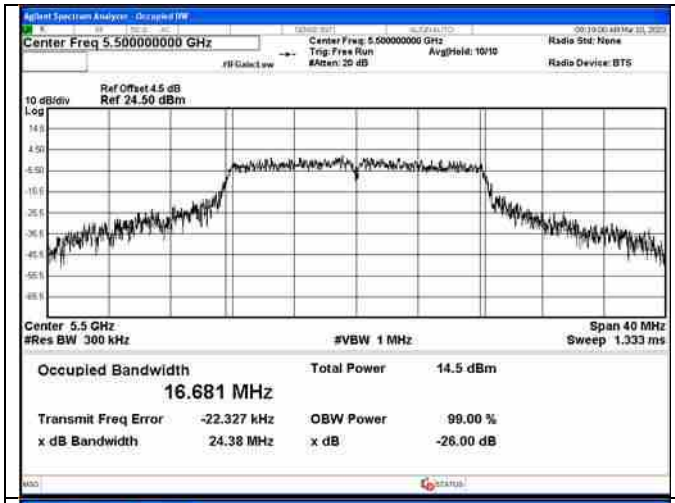
Agilent Spectrum Analyzer - Occupied BW
Center Freq 5.500000000 GHz
Center Freq: 5.500000000 GHz
Trig: Free Run
Avg|Hold: 10/10
#Atten: 20 dB
Radio Std: None
Radio Device: BTS
Ref Offset 4.5 dB
10 dB/div
Ref 24.50 dBm
Log
Center 5.5 GHz
#Res BW 300 kHz
#VBW 1 MHz
Span 40 MHz
Sweep 1.333 ms
Occupied Bandwidth
16.681 MHz
Total Power 14.5 dBm
Transmit Freq Error -22.327 kHz
OBW Power 99.00 %
x dB Bandwidth 24.38 MHz
x dB -26.00 dB

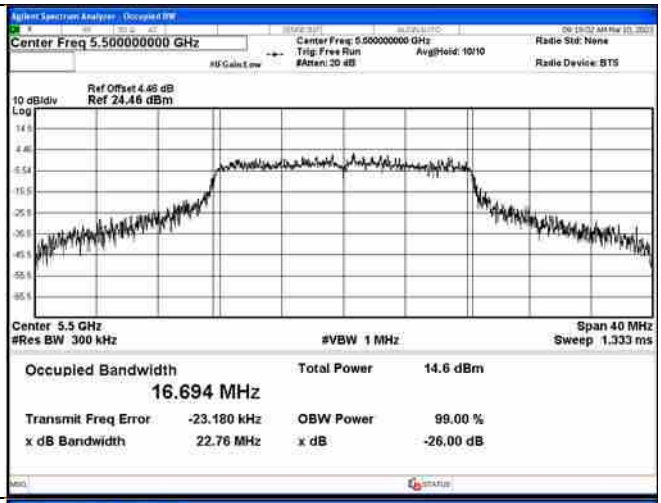
Agilent Spectrum Analyzer - Occupied BW
Center Freq 5.500000000 GHz
Center Freq: 5.500000000 GHz
Trig: Free Run
Avg|Hold: 10/10
#Atten: 20 dB
Radio Std: None
Radio Device: BTS
Ref Offset 4.46 dB
10 dB/div
Ref 24.46 dBm
Log
Center 5.5 GHz
#Res BW 300 kHz
#VBW 1 MHz
Span 40 MHz
Sweep 1.333 ms
Occupied Bandwidth
16.694 MHz
Total Power 14.6 dBm
Transmit Freq Error -23.180 kHz
OBW Power 99.00 %
x dB Bandwidth 22.76 MHz
x dB -26.00 dB

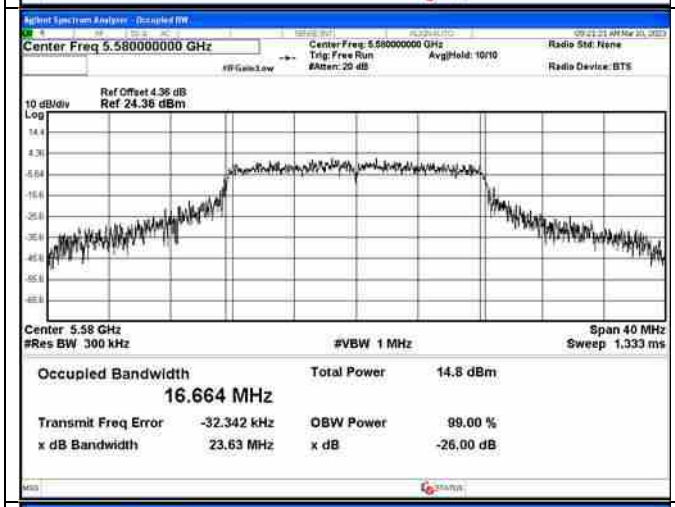
Agilent Spectrum Analyzer - Occupied BW
Center Freq 5.580000000 GHz
Center Freq: 5.580000000 GHz
Trig: Free Run
Avg|Hold: 10/10
#Atten: 20 dB
Radio Std: None
Radio Device: BTS
Ref Offset 4.36 dB
10 dB/div
Ref 24.36 dBm
Log
Center 5.58 GHz
#Res BW 300 kHz
#VBW 1 MHz
Span 40 MHz
Sweep 1.333 ms
Occupied Bandwidth
16.664 MHz
Total Power 14.8 dBm
Transmit Freq Error -32.342 kHz
OBW Power 99.00 %
x dB Bandwidth 23.63 MHz
x dB -26.00 dB

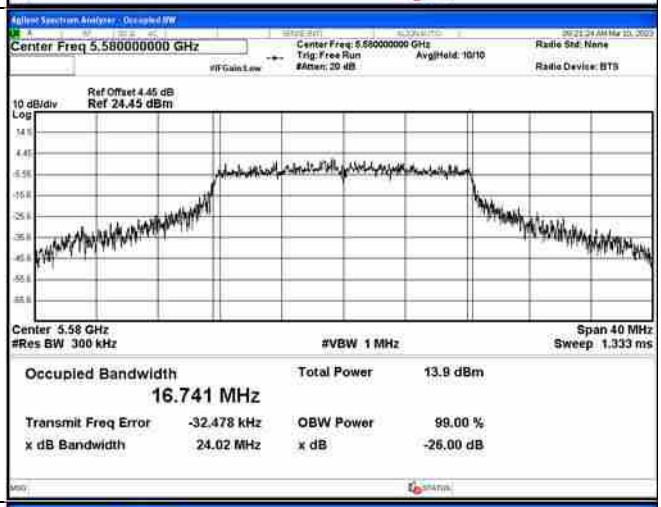
Agilent Spectrum Analyzer - Occupied BW
Center Freq 5.580000000 GHz
Center Freq: 5.580000000 GHz
Trig: Free Run
Avg|Hold: 10/10
#Atten: 20 dB
Radio Std: None
Radio Device: BTS
Ref Offset 4.45 dB
10 dB/div
Ref 24.45 dBm
Log
Center 5.58 GHz
#Res BW 300 kHz
#VBW 1 MHz
Span 40 MHz
Sweep 1.333 ms
Occupied Bandwidth
16.741 MHz
Total Power 13.9 dBm
Transmit Freq Error -32.478 kHz
OBW Power 99.00 %
x dB Bandwidth 24.02 MHz
x dB -26.00 dB

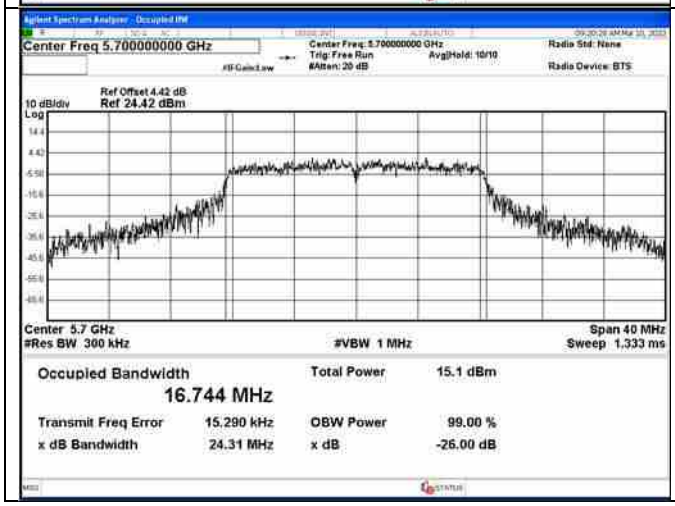
Agilent Spectrum Analyzer - Occupied BW
Center Freq 5.700000000 GHz
Center Freq: 5.700000000 GHz
Trig: Free Run
Avg|Hold: 10/10
#Atten: 20 dB
Radio Std: None
Radio Device: BTS
Ref Offset 4.42 dB
10 dB/div
Ref 24.42 dBm
Log
Center 5.7 GHz
#Res BW 300 kHz
#VBW 1 MHz
Span 40 MHz
Sweep 1.333 ms
Occupied Bandwidth
16.744 MHz
Total Power 15.1 dBm
Transmit Freq Error 15.290 kHz
OBW Power 99.00 %
x dB Bandwidth 24.31 MHz
x dB -26.00 dB

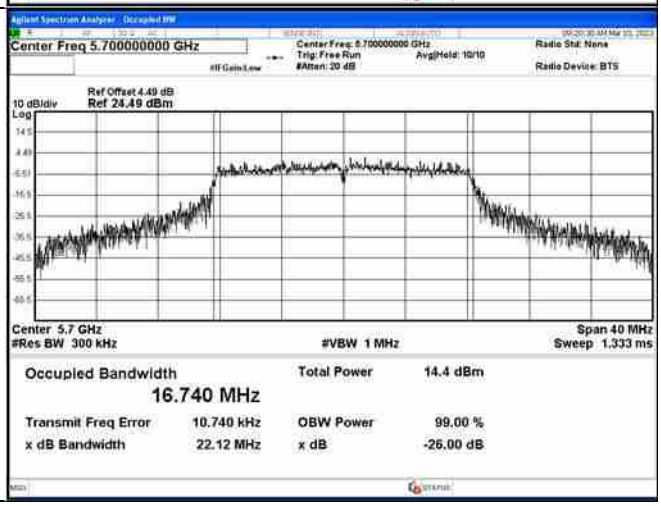
Agilent Spectrum Analyzer - Occupied BW
Center Freq 5.700000000 GHz
Center Freq: 5.700000000 GHz
Trig: Free Run
Avg|Hold: 10/10
#Atten: 20 dB
Radio Std: None
Radio Device: BTS
Ref Offset 4.49 dB
10 dB/div
Ref 24.49 dBm
Log
Center 5.7 GHz
#Res BW 300 kHz
#VBW 1 MHz
Span 40 MHz
Sweep 1.333 ms
Occupied Bandwidth
16.740 MHz
Total Power 14.4 dBm
Transmit Freq Error 10.740 kHz
OBW Power 99.00 %
x dB Bandwidth 22.12 MHz
x dB -26.00 dB

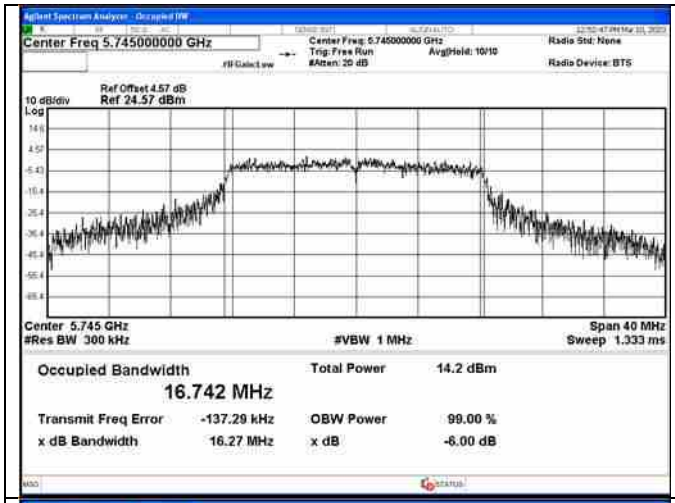
Agilent Spectrum Analyzer - Occupied BW
Center Freq 5.745000000 GHz
Center Freq: 5.745000000 GHz
Trig: Free Run
Avg|Hold: 10/10
#Atten: 20 dB
Radio Std: None
Radio Device: BTS
Ref Offset 4.57 dB
10 dB/div
Ref 24.57 dBm
Log
Center 5.745 GHz
#Res BW 300 kHz
#VBW 1 MHz
Span 40 MHz
Sweep 1.333 ms
Occupied Bandwidth
16.742 MHz
Total Power 14.2 dBm
Transmit Freq Error -137.29 kHz
OBW Power 99.00 %
x dB Bandwidth 16.27 MHz
x dB -6.00 dB

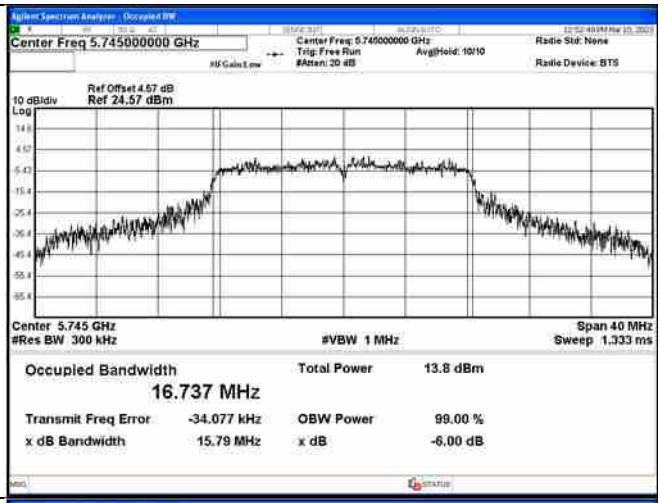
Agilent Spectrum Analyzer - Occupied BW
Center Freq 5.745000000 GHz
Center Freq: 5.745000000 GHz
Trig: Free Run
Avg|Hold: 10/10
#Atten: 20 dB
Radio Std: None
Radio Device: BTS
Ref Offset 4.57 dB
10 dB/div
Ref 24.57 dBm
Log
Center 5.745 GHz
#Res BW 300 kHz
#VBW 1 MHz
Span 40 MHz
Sweep 1.333 ms
Occupied Bandwidth
16.737 MHz
Total Power 13.8 dBm
Transmit Freq Error -34.077 kHz
OBW Power 99.00 %
x dB Bandwidth 15.79 MHz
x dB -6.00 dB

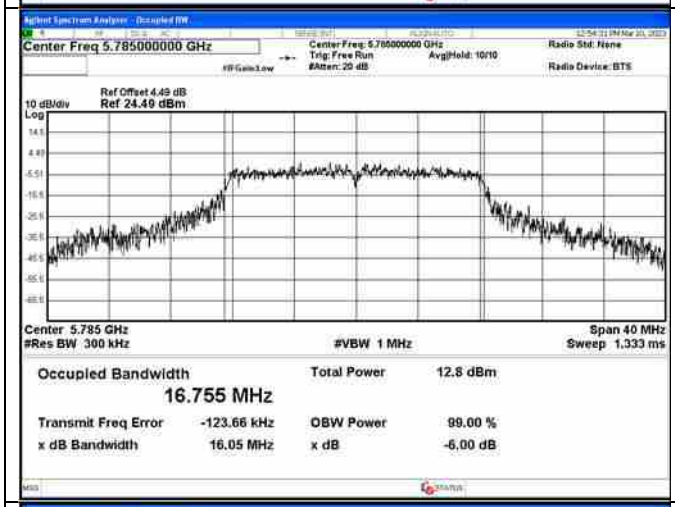
Agilent Spectrum Analyzer - Occupied BW
Center Freq 5.785000000 GHz
Center Freq: 5.785000000 GHz
Trig: Free Run
Avg|Hold: 10/10
#Atten: 20 dB
Radio Std: None
Radio Device: BTS
Ref Offset 4.49 dB
10 dB/div
Ref 24.49 dBm
Log
Center 5.785 GHz
#Res BW 300 kHz
#VBW 1 MHz
Span 40 MHz
Sweep 1.333 ms
Occupied Bandwidth
16.755 MHz
Total Power 12.8 dBm
Transmit Freq Error -123.66 kHz
OBW Power 99.00 %
x dB Bandwidth 16.05 MHz
x dB -6.00 dB

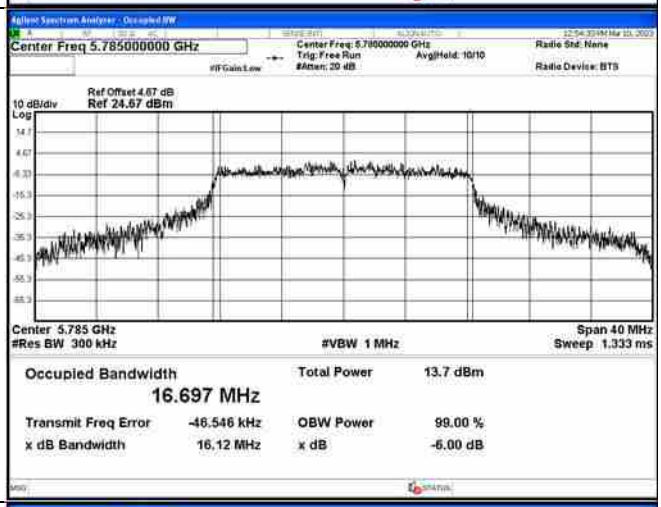
Agilent Spectrum Analyzer - Occupied BW
Center Freq 5.785000000 GHz
Center Freq: 5.785000000 GHz
Trig: Free Run
Avg|Hold: 10/10
#Atten: 20 dB
Radio Std: None
Radio Device: BTS
Ref Offset 4.67 dB
10 dB/div
Ref 24.67 dBm
Log
Center 5.785 GHz
#Res BW 300 kHz
#VBW 1 MHz
Span 40 MHz
Sweep 1.333 ms
Occupied Bandwidth
16.697 MHz
Total Power 13.7 dBm
Transmit Freq Error -46.546 kHz
OBW Power 99.00 %
x dB Bandwidth 16.12 MHz
x dB -6.00 dB

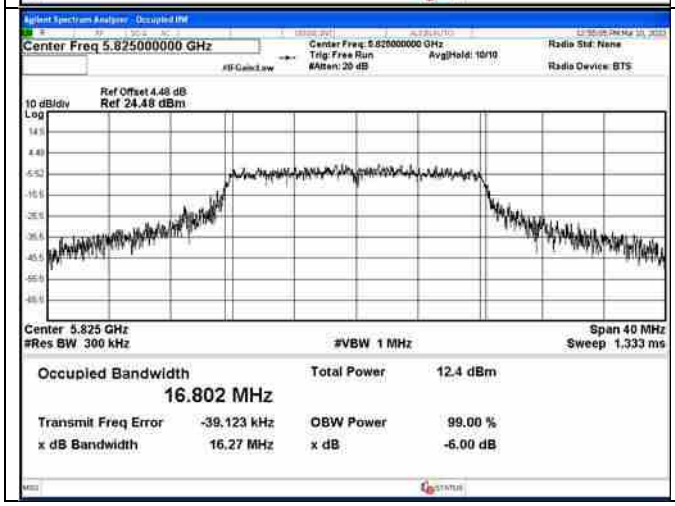
Agilent Spectrum Analyzer - Occupied BW
Center Freq 5.825000000 GHz
Center Freq: 5.825000000 GHz
Trig: Free Run
Avg|Hold: 10/10
#Atten: 20 dB
Radio Std: None
Radio Device: BTS
Ref Offset 4.48 dB
10 dB/div
Ref 24.48 dBm
Log
Center 5.825 GHz
#Res BW 300 kHz
#VBW 1 MHz
Span 40 MHz
Sweep 1.333 ms
Occupied Bandwidth
16.802 MHz
Total Power 12.4 dBm
Transmit Freq Error -39.123 kHz
OBW Power 99.00 %
x dB Bandwidth 16.27 MHz
x dB -6.00 dB

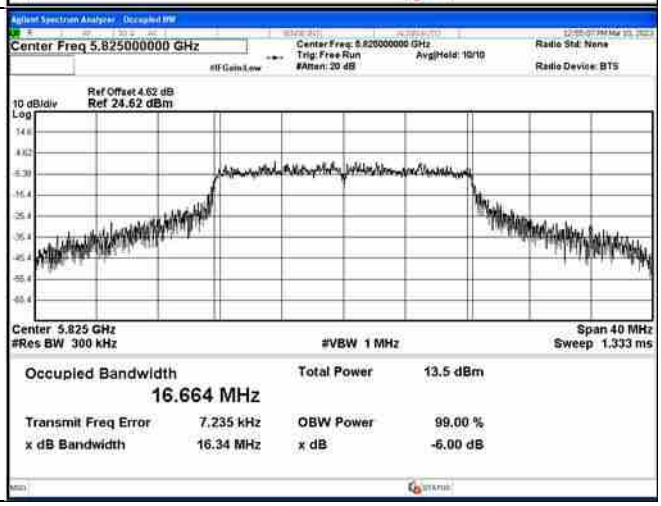
Agilent Spectrum Analyzer - Occupied BW
Center Freq 5.825000000 GHz
Center Freq: 5.825000000 GHz
Trig: Free Run
Avg|Hold: 10/10
#Atten: 20 dB
Radio Std: None
Radio Device: BTS
Ref Offset 4.62 dB
10 dB/div
Ref 24.62 dBm
Log
Center 5.825 GHz
#Res BW 300 kHz
#VBW 1 MHz
Span 40 MHz
Sweep 1.333 ms
Occupied Bandwidth
16.664 MHz
Total Power 13.5 dBm
Transmit Freq Error 7.235 kHz
OBW Power 99.00 %
x dB Bandwidth 16.34 MHz
x dB -6.00 dB

802.11n(HT20) mode:

Channel	Channel Frequency (MHz)	ANT1_Emission Bandwidth		ANT2_Emission Bandwidth	
		26dB Bandwidth (MHz)	99% Bandwidth (MHz)	26dB Bandwidth (MHz)	99% Bandwidth (MHz)
36	5180	24.77	17.911	24.63	17.881
44	5200	24.79	17.815	23.64	17.825
48	5240	24.91	17.807	24.98	17.811
52	5260	25.91	17.830	23.44	17.927
56	5300	27.44	17.820	22.70	17.765
64	5320	26.11	17.832	24.59	17.780
100	5500	24.20	17.826	24.32	17.855
116	5580	25.15	17.744	23.61	17.839
140	5700	25.72	17.826	23.23	17.838

Channel	Channel Frequency (MHz)	ANT1_Emission Bandwidth		ANT2_Emission Bandwidth	
		6dB Bandwidth (MHz)	99% Bandwidth (MHz)	6dB Bandwidth (MHz)	99% Bandwidth (MHz)
149	5745	17.21	17.9061	17.57	17.8667
157	5785	17.54	17.8823	17.22	17.8785
165	5825	17.51	17.9725	16.50	17.8910

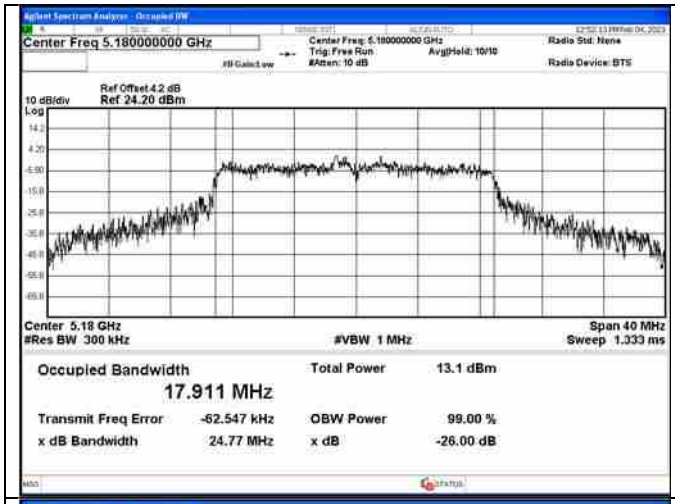

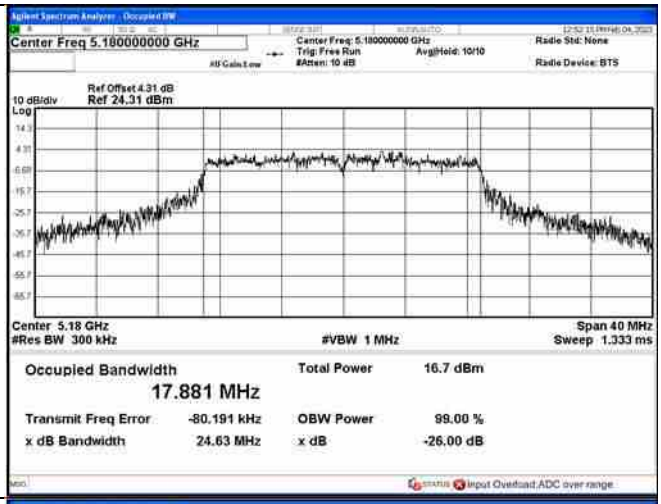

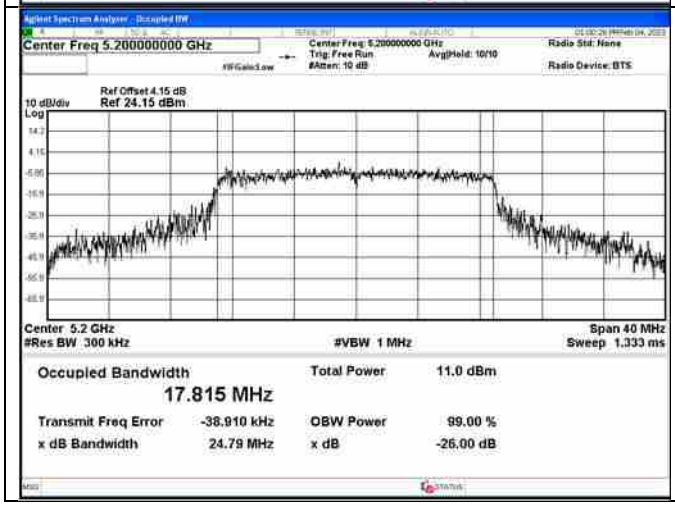

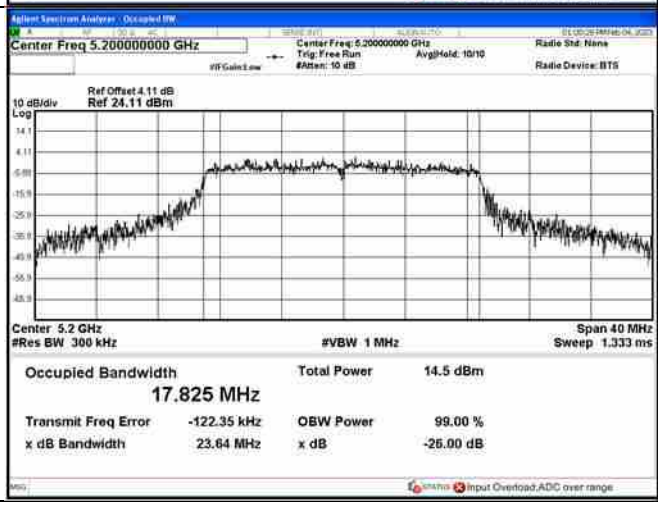

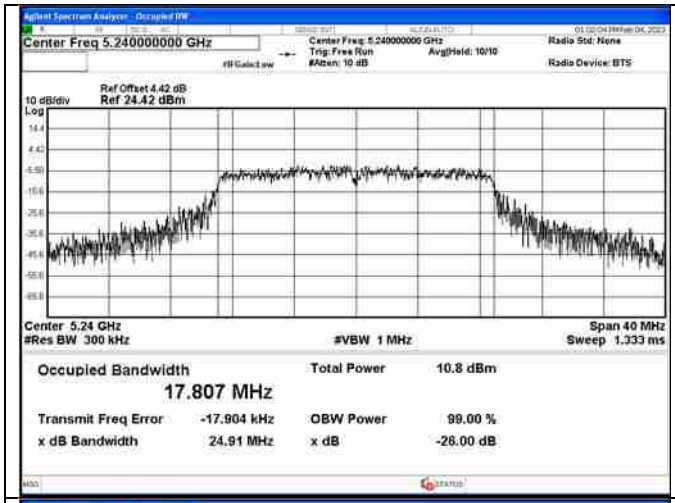
Agilent Spectrum Analyzer - Occupied BW
Center Freq 5.240000000 GHz
Center Freq: 5.240000000 GHz
Trig: Free Run
Avg|Hold: 10/10
#Atten: 10 dB
Radio Std: None
Radio Device: BTS
Ref Offset 4.42 dB
10 dB/div
Ref 24.42 dBm
Log
Center 5.24 GHz
#Res BW 300 kHz
#VBW 1 MHz
Span 40 MHz
Sweep 1.333 ms
Occupied Bandwidth
17.807 MHz
Total Power 10.8 dBm
Transmit Freq Error -17.904 kHz
OBW Power 99.00 %
x dB Bandwidth 24.91 MHz
x dB -26.00 dB

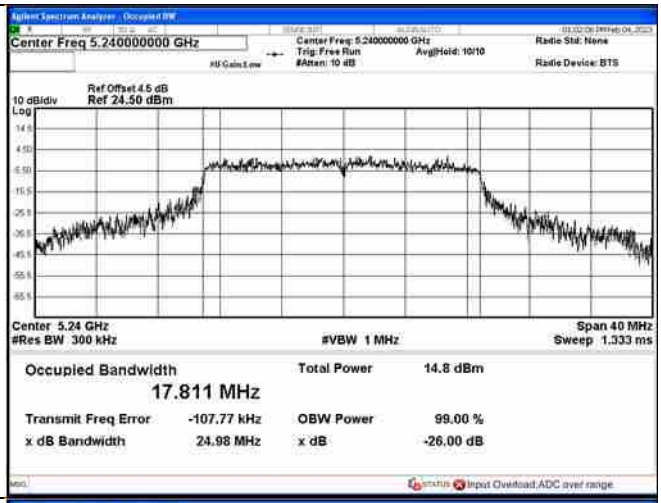
Agilent Spectrum Analyzer - Occupied BW
Center Freq 5.240000000 GHz
Center Freq: 5.240000000 GHz
Trig: Free Run
Avg|Hold: 10/10
#Atten: 10 dB
Radio Std: None
Radio Device: BTS
Ref Offset 4.5 dB
10 dB/div
Ref 24.50 dBm
Log
Center 5.24 GHz
#Res BW 300 kHz
#VBW 1 MHz
Span 40 MHz
Sweep 1.333 ms
Occupied Bandwidth
17.811 MHz
Total Power 14.8 dBm
Transmit Freq Error -107.77 kHz
OBW Power 99.00 %
x dB Bandwidth 24.98 MHz
x dB -26.00 dB
Input Overload,ADC over range

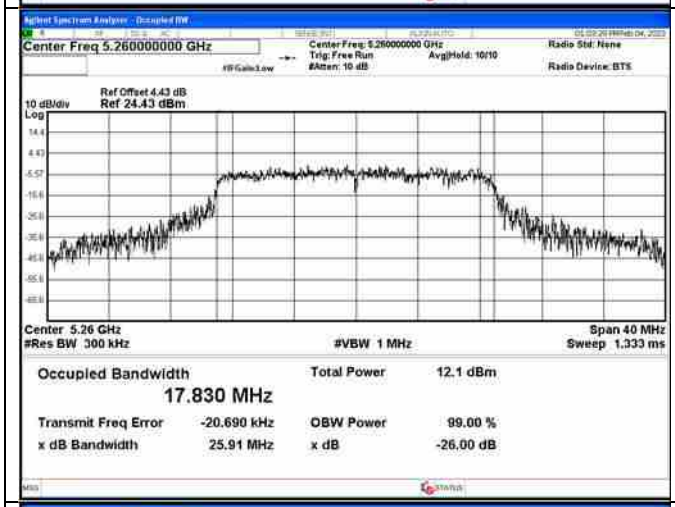
Agilent Spectrum Analyzer - Occupied BW
Center Freq 5.260000000 GHz
Center Freq: 5.260000000 GHz
Trig: Free Run
Avg|Hold: 10/10
#Atten: 10 dB
Radio Std: None
Radio Device: BTS
Ref Offset 4.43 dB
10 dB/div
Ref 24.43 dBm
Log
Center 5.26 GHz
#Res BW 300 kHz
#VBW 1 MHz
Span 40 MHz
Sweep 1.333 ms
Occupied Bandwidth
17.830 MHz
Total Power 12.1 dBm
Transmit Freq Error -20.690 kHz
OBW Power 99.00 %
x dB Bandwidth 25.91 MHz
x dB -26.00 dB

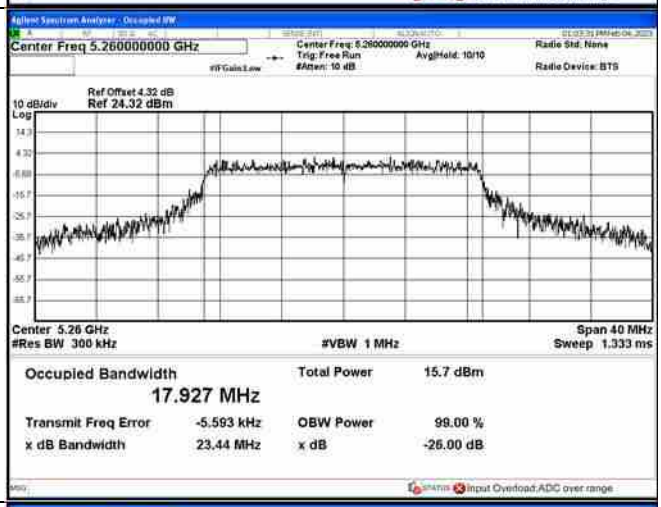
Agilent Spectrum Analyzer - Occupied BW
Center Freq 5.260000000 GHz
Center Freq: 5.260000000 GHz
Trig: Free Run
Avg|Hold: 10/10
#Atten: 10 dB
Radio Std: None
Radio Device: BTS
Ref Offset 4.32 dB
10 dB/div
Ref 24.32 dBm
Log
Center 5.26 GHz
#Res BW 300 kHz
#VBW 1 MHz
Span 40 MHz
Sweep 1.333 ms
Occupied Bandwidth
17.927 MHz
Total Power 15.7 dBm
Transmit Freq Error -5.593 kHz
OBW Power 99.00 %
x dB Bandwidth 23.44 MHz
x dB -26.00 dB
Input Overload,ADC over range

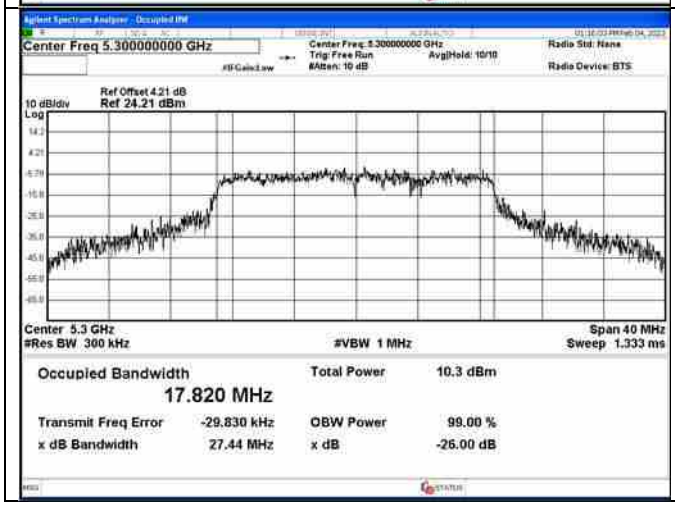
Agilent Spectrum Analyzer - Occupied BW
Center Freq 5.300000000 GHz
Center Freq: 5.300000000 GHz
Trig: Free Run
Avg|Hold: 10/10
#Atten: 10 dB
Radio Std: None
Radio Device: BTS
Ref Offset 4.21 dB
10 dB/div
Ref 24.21 dBm
Log
Center 5.3 GHz
#Res BW 300 kHz
#VBW 1 MHz
Span 40 MHz
Sweep 1.333 ms
Occupied Bandwidth
17.820 MHz
Total Power 10.3 dBm
Transmit Freq Error -29.830 kHz
OBW Power 99.00 %
x dB Bandwidth 27.44 MHz
x dB -26.00 dB

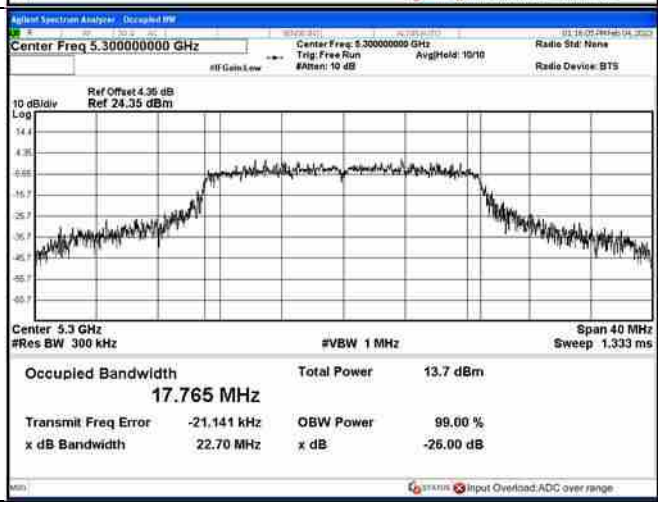
Agilent Spectrum Analyzer - Occupied BW
Center Freq 5.300000000 GHz
Center Freq: 5.300000000 GHz
Trig: Free Run
Avg|Hold: 10/10
#Atten: 10 dB
Radio Std: None
Radio Device: BTS
Ref Offset 4.35 dB
10 dB/div
Ref 24.35 dBm
Log
Center 5.3 GHz
#Res BW 300 kHz
#VBW 1 MHz
Span 40 MHz
Sweep 1.333 ms
Occupied Bandwidth
17.765 MHz
Total Power 13.7 dBm
Transmit Freq Error -21.141 kHz
OBW Power 99.00 %
x dB Bandwidth 22.70 MHz
x dB -26.00 dB
Input Overload,ADC over range

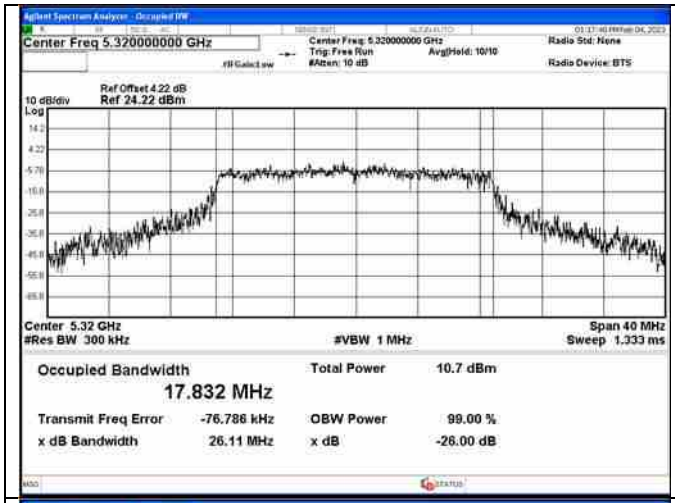
Agilent Spectrum Analyzer - Occupied BW
Center Freq 5.320000000 GHz
Center Freq: 5.320000000 GHz
Trig: Free Run
Avg|Hold: 10/10
#Atten: 10 dB
Radio Std: None
Radio Device: BTS
Ref Offset 4.22 dB
10 dB/div
Ref 24.22 dBm
Log
Center 5.32 GHz
#Res BW 300 kHz
#VBW 1 MHz
Span 40 MHz
Sweep 1.333 ms
Occupied Bandwidth
17.832 MHz
Total Power 10.7 dBm
Transmit Freq Error -76.786 kHz
OBW Power 99.00 %
x dB Bandwidth 26.11 MHz
x dB -26.00 dB

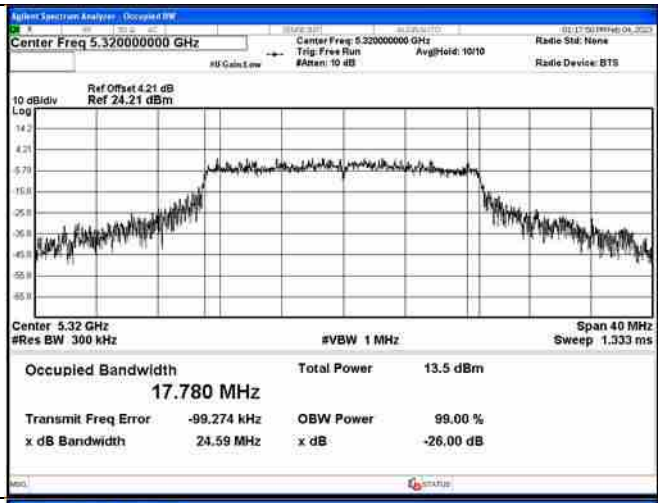
Agilent Spectrum Analyzer - Occupied BW
Center Freq 5.320000000 GHz
Center Freq: 5.320000000 GHz
Trig: Free Run
Avg|Hold: 10/10
#Atten: 10 dB
Radio Std: None
Radio Device: BTS
Ref Offset 4.21 dB
10 dB/div
Ref 24.21 dBm
Log
Center 5.32 GHz
#Res BW 300 kHz
#VBW 1 MHz
Span 40 MHz
Sweep 1.333 ms
Occupied Bandwidth
17.780 MHz
Total Power 13.5 dBm
Transmit Freq Error -99.274 kHz
OBW Power 99.00 %
x dB Bandwidth 24.59 MHz
x dB -26.00 dB

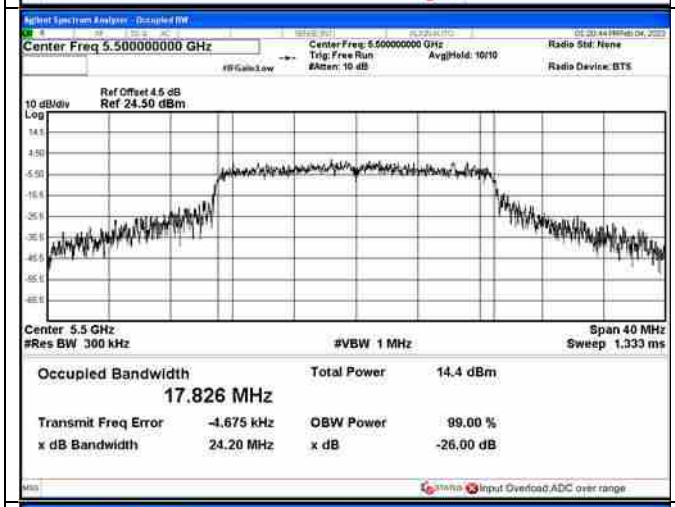
Agilent Spectrum Analyzer - Occupied BW
Center Freq 5.500000000 GHz
Center Freq: 5.500000000 GHz
Trig: Free Run
Avg|Hold: 10/10
#Atten: 10 dB
Radio Std: None
Radio Device: BTS
Ref Offset 4.5 dB
10 dB/div
Ref 24.50 dBm
Log
Center 5.5 GHz
#Res BW 300 kHz
#VBW 1 MHz
Span 40 MHz
Sweep 1.333 ms
Occupied Bandwidth
17.826 MHz
Total Power 14.4 dBm
Transmit Freq Error -4.675 kHz
OBW Power 99.00 %
x dB Bandwidth 24.20 MHz
x dB -26.00 dB
Input Overload:ADC over range

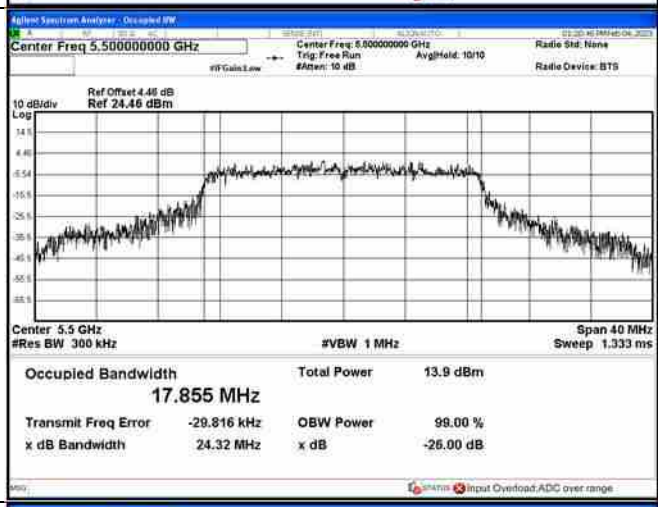
Agilent Spectrum Analyzer - Occupied BW
Center Freq 5.500000000 GHz
Center Freq: 5.500000000 GHz
Trig: Free Run
Avg|Hold: 10/10
#Atten: 10 dB
Radio Std: None
Radio Device: BTS
Ref Offset 4.46 dB
10 dB/div
Ref 24.46 dBm
Log
Center 5.5 GHz
#Res BW 300 kHz
#VBW 1 MHz
Span 40 MHz
Sweep 1.333 ms
Occupied Bandwidth
17.855 MHz
Total Power 13.9 dBm
Transmit Freq Error -29.816 kHz
OBW Power 99.00 %
x dB Bandwidth 24.32 MHz
x dB -26.00 dB
Input Overload:ADC over range

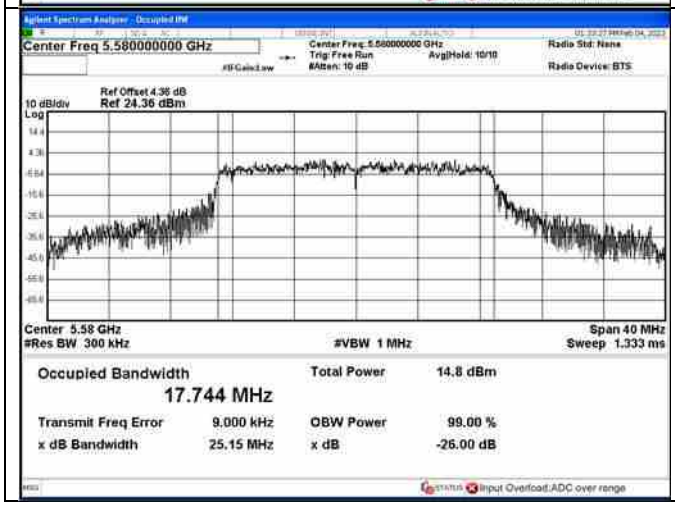
Agilent Spectrum Analyzer - Occupied BW
Center Freq 5.580000000 GHz
Center Freq: 5.580000000 GHz
Trig: Free Run
Avg|Hold: 10/10
#Atten: 10 dB
Radio Std: None
Radio Device: BTS
Ref Offset 4.36 dB
10 dB/div
Ref 24.36 dBm
Log
Center 5.58 GHz
#Res BW 300 kHz
#VBW 1 MHz
Span 40 MHz
Sweep 1.333 ms
Occupied Bandwidth
17.744 MHz
Total Power 14.8 dBm
Transmit Freq Error 9.000 kHz
OBW Power 99.00 %
x dB Bandwidth 25.15 MHz
x dB -26.00 dB
Input Overload:ADC over range

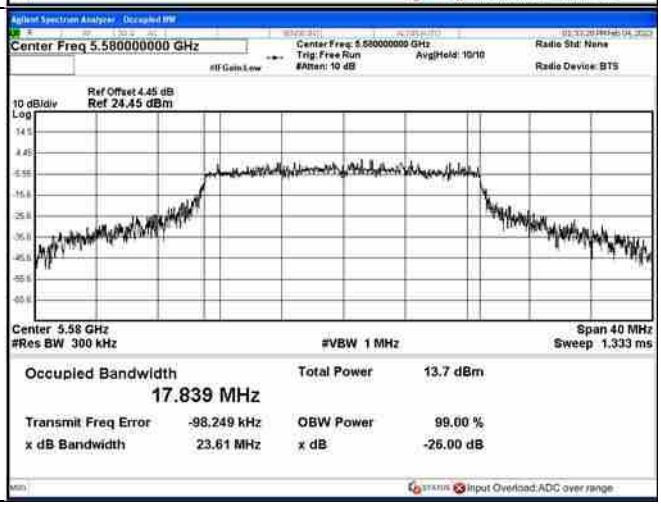
Agilent Spectrum Analyzer - Occupied BW
Center Freq 5.580000000 GHz
Center Freq: 5.580000000 GHz
Trig: Free Run
Avg|Hold: 10/10
#Atten: 10 dB
Radio Std: None
Radio Device: BTS
Ref Offset 4.45 dB
10 dB/div
Ref 24.45 dBm
Log
Center 5.58 GHz
#Res BW 300 kHz
#VBW 1 MHz
Span 40 MHz
Sweep 1.333 ms
Occupied Bandwidth
17.839 MHz
Total Power 13.7 dBm
Transmit Freq Error -98.249 kHz
OBW Power 99.00 %
x dB Bandwidth 23.61 MHz
x dB -26.00 dB
Input Overload:ADC over range

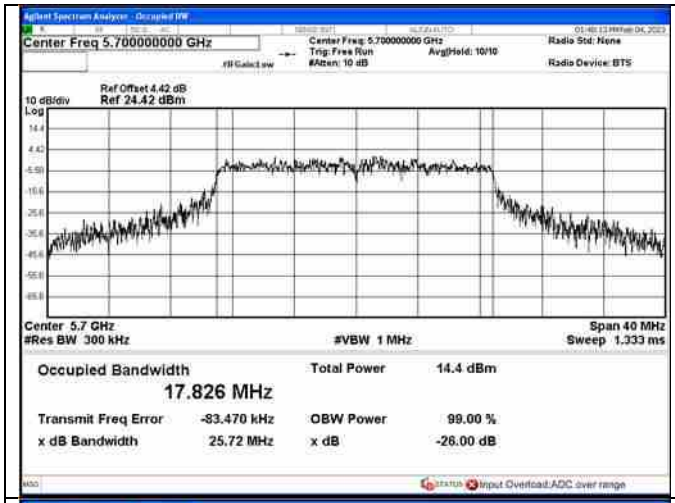
Agilent Spectrum Analyzer - Occupied BW
Center Freq 5.700000000 GHz
Center Freq: 5.700000000 GHz
Trig: Free Run
Avg|Hold: 10/10
#Atten: 10 dB
Radio Std: None
Radio Device: BTS
Ref Offset 4.42 dB
10 dB/div
Ref 24.42 dBm
Log
Center 5.7 GHz
#Res BW 300 kHz
#VBW 1 MHz
Span 40 MHz
Sweep 1.333 ms
Occupied Bandwidth
17.826 MHz
Total Power 14.4 dBm
Transmit Freq Error -83.470 kHz
OBW Power 99.00 %
x dB Bandwidth 25.72 MHz
x dB -26.00 dB
Input Overload:ADC over range

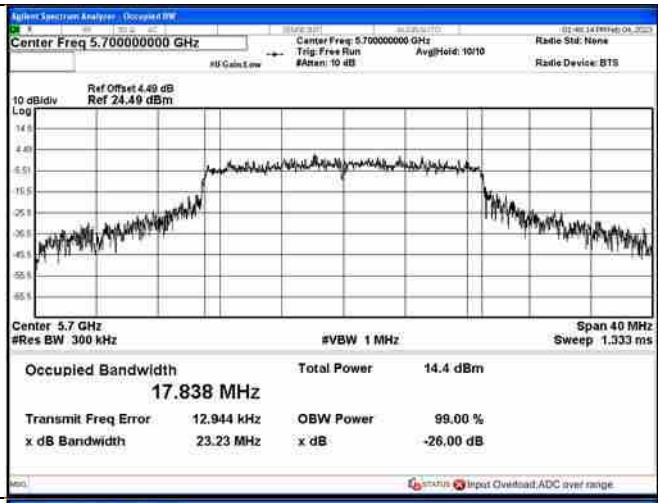
Agilent Spectrum Analyzer - Occupied BW
Center Freq 5.700000000 GHz
Center Freq: 5.700000000 GHz
Trig: Free Run
Avg|Hold: 10/10
#Atten: 10 dB
Radio Std: None
Radio Device: BTS
Ref Offset 4.49 dB
10 dB/div
Ref 24.49 dBm
Log
Center 5.7 GHz
#Res BW 300 kHz
#VBW 1 MHz
Span 40 MHz
Sweep 1.333 ms
Occupied Bandwidth
17.838 MHz
Total Power 14.4 dBm
Transmit Freq Error 12.944 kHz
OBW Power 99.00 %
x dB Bandwidth 23.23 MHz
x dB -26.00 dB
Input Overload:ADC over range

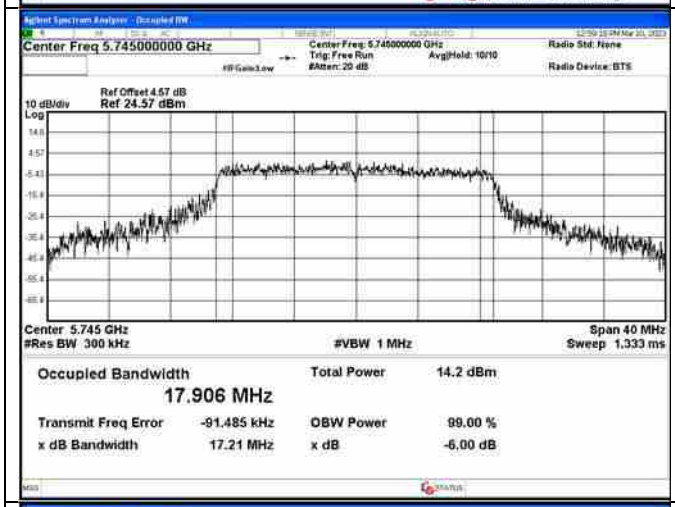
Agilent Spectrum Analyzer - Occupied BW
Center Freq 5.745000000 GHz
Center Freq: 5.745000000 GHz
Trig: Free Run
Avg|Hold: 10/10
#Atten: 20 dB
Radio Std: None
Radio Device: BTS
Ref Offset 4.57 dB
10 dB/div
Ref 24.57 dBm
Log
Center 5.745 GHz
#Res BW 300 kHz
#VBW 1 MHz
Span 40 MHz
Sweep 1.333 ms
Occupied Bandwidth
17.906 MHz
Total Power 14.2 dBm
Transmit Freq Error -91.485 kHz
OBW Power 99.00 %
x dB Bandwidth 17.21 MHz
x dB -6.00 dB

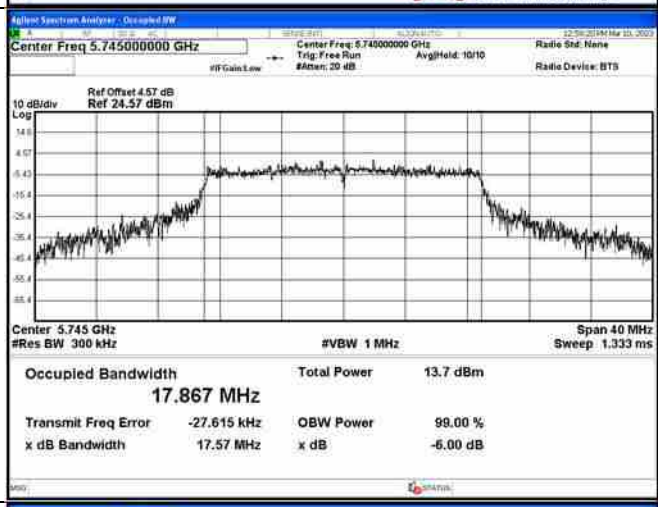
Agilent Spectrum Analyzer - Occupied BW
Center Freq 5.745000000 GHz
Center Freq: 5.745000000 GHz
Trig: Free Run
Avg|Hold: 10/10
#Atten: 20 dB
Radio Std: None
Radio Device: BTS
Ref Offset 4.57 dB
10 dB/div
Ref 24.57 dBm
Log
Center 5.745 GHz
#Res BW 300 kHz
#VBW 1 MHz
Span 40 MHz
Sweep 1.333 ms
Occupied Bandwidth
17.867 MHz
Total Power 13.7 dBm
Transmit Freq Error -27.615 kHz
OBW Power 99.00 %
x dB Bandwidth 17.57 MHz
x dB -6.00 dB

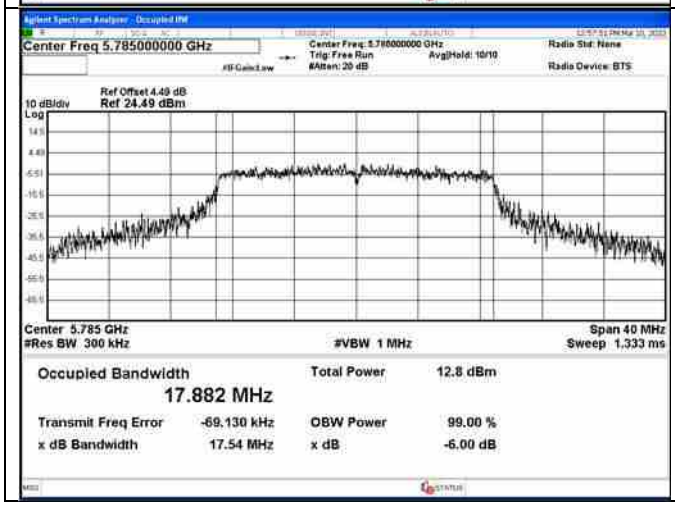
Agilent Spectrum Analyzer - Occupied BW
Center Freq 5.785000000 GHz
Center Freq: 5.785000000 GHz
Trig: Free Run
Avg|Hold: 10/10
#Atten: 20 dB
Radio Std: None
Radio Device: BTS
Ref Offset 4.49 dB
10 dB/div
Ref 24.49 dBm
Log
Center 5.785 GHz
#Res BW 300 kHz
#VBW 1 MHz
Span 40 MHz
Sweep 1.333 ms
Occupied Bandwidth
17.882 MHz
Total Power 12.8 dBm
Transmit Freq Error -69.130 kHz
OBW Power 99.00 %
x dB Bandwidth 17.54 MHz
x dB -6.00 dB

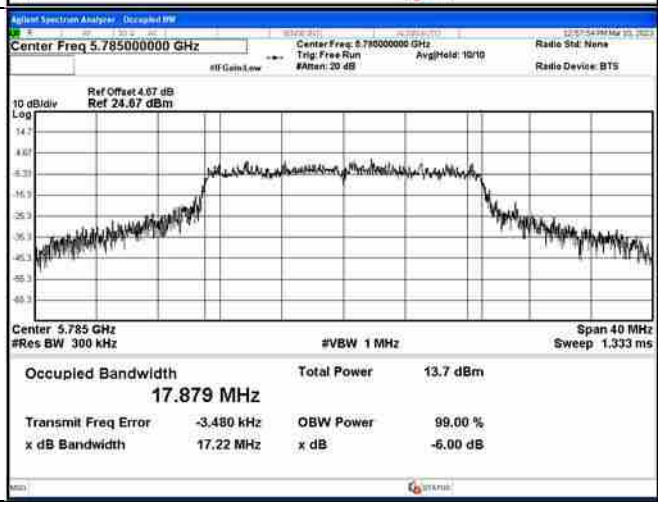
Agilent Spectrum Analyzer - Occupied BW
Center Freq 5.785000000 GHz
Center Freq: 5.785000000 GHz
Trig: Free Run
Avg|Hold: 10/10
#Atten: 20 dB
Radio Std: None
Radio Device: BTS
Ref Offset 4.67 dB
10 dB/div
Ref 24.67 dBm
Log
Center 5.785 GHz
#Res BW 300 kHz
#VBW 1 MHz
Span 40 MHz
Sweep 1.333 ms
Occupied Bandwidth
17.879 MHz
Total Power 13.7 dBm
Transmit Freq Error -3.480 kHz
OBW Power 99.00 %
x dB Bandwidth 17.22 MHz
x dB -6.00 dB

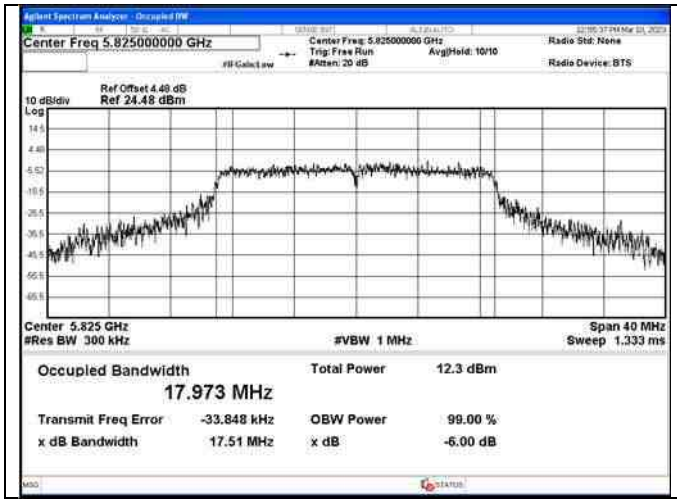
Agilent Spectrum Analyzer - Occupied BW
Center Freq 5.825000000 GHz
Center Freq: 5.825000000 GHz
Trig: Free Run
Avg|Hold: 10/10
#Atten: 20 dB
Radio Std: None
Radio Device: BTS
Ref Offset 4.48 dB
10 dB/div
Ref 24.48 dBm
Log
Center 5.825 GHz
#Res BW 300 kHz
#VBW 1 MHz
Span 40 MHz
Sweep 1.333 ms
Occupied Bandwidth
17.973 MHz
Total Power 12.3 dBm
Transmit Freq Error -33.848 kHz
OBW Power 99.00 %
x dB Bandwidth 17.51 MHz
x dB -6.00 dB

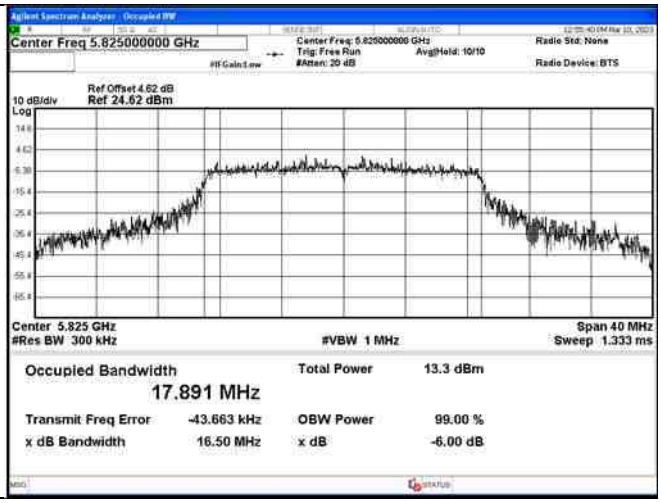
Agilent Spectrum Analyzer - Occupied BW
Center Freq 5.825000000 GHz
Center Freq: 5.825000000 GHz
Trig: Free Run
Avg|Hold: 10/10
#Atten: 20 dB
Radio Std: None
Radio Device: BTS
Ref Offset 4.62 dB
10 dB/div
Ref 24.62 dBm
Log
Center 5.825 GHz
#Res BW 300 kHz
#VBW 1 MHz
Span 40 MHz
Sweep 1.333 ms
Occupied Bandwidth
17.891 MHz
Total Power 13.3 dBm
Transmit Freq Error -43.663 kHz
OBW Power 99.00 %
x dB Bandwidth 16.50 MHz
x dB -6.00 dB

802.11ac(VHT20) mode:

Channel	Channel Frequency (MHz)	ANT1_Emission Bandwidth		ANT2_Emission Bandwidth	
		26dB Bandwidth (MHz)	99% Bandwidth (MHz)	26dB Bandwidth (MHz)	99% Bandwidth (MHz)
36	5180	23.44	17.863	24.48	17.854
44	5200	26.16	17.869	23.44	17.829
48	5240	27.50	17.864	23.33	17.849
52	5260	24.39	17.796	24.46	17.931
56	5300	24.76	17.764	22.60	17.813
64	5320	24.45	17.840	23.60	17.892
100	5500	25.28	17.770	24.52	17.859
116	5580	24.51	17.687	23.44	17.804
140	5700	25.24	17.833	24.03	17.910

Channel	Channel Frequency (MHz)	ANT1_Emission Bandwidth		ANT2_Emission Bandwidth	
		6dB Bandwidth (MHz)	99% Bandwidth (MHz)	6dB Bandwidth (MHz)	99% Bandwidth (MHz)
149	5745	17.41	17.8842	17.37	17.9194
157	5785	17.05	17.6386	16.26	17.6638
165	5825	17.57	17.9240	17.56	17.8525

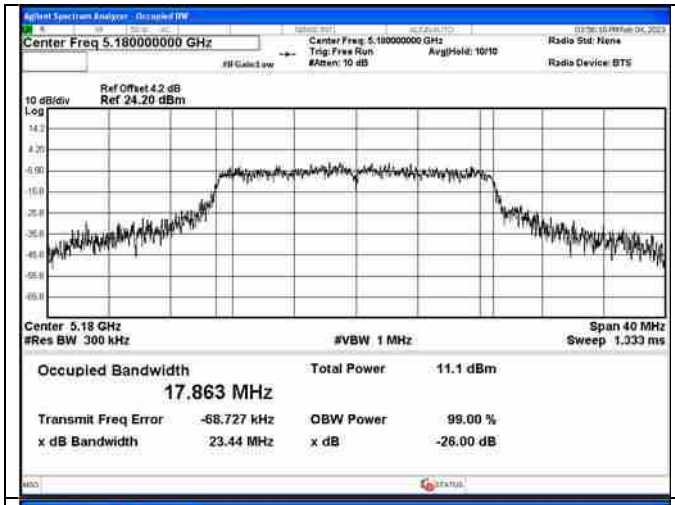

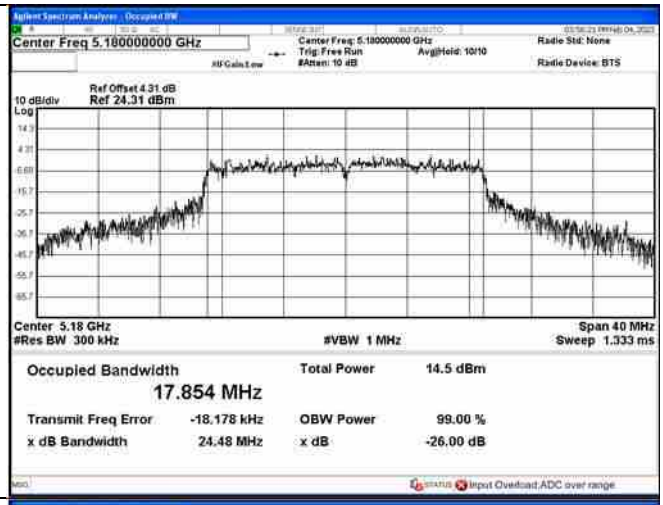

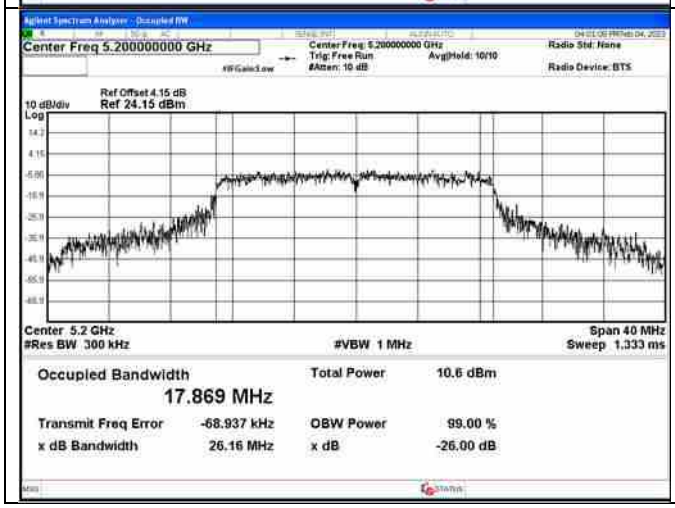

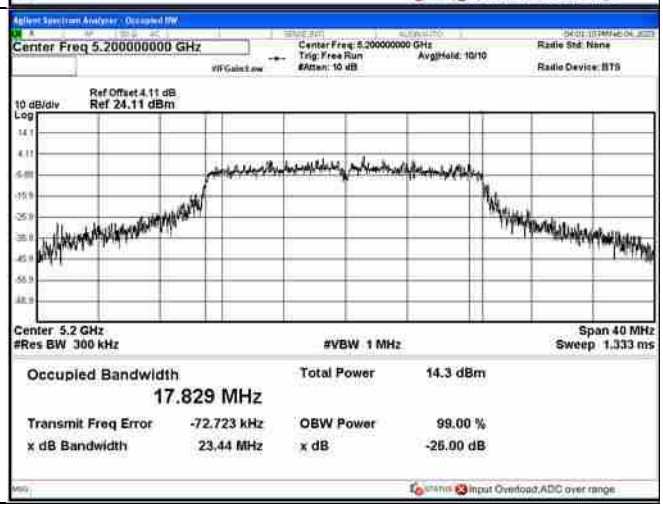

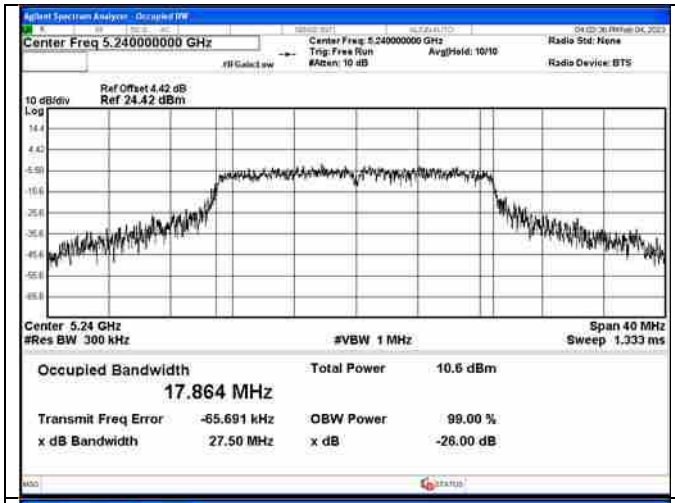
Agilent Spectrum Analyzer - Occupied BW
Center Freq 5.240000000 GHz
Center Freq: 5.240000000 GHz
Trig: Free Run
Avg|Hold: 10/10
#Atten: 10 dB
Radio Std: None
Radio Device: BTS
Ref Offset 4.42 dB
10 dB/div
Ref 24.42 dBm
Log
Center 5.24 GHz
#Res BW 300 kHz
#VBW 1 MHz
Span 40 MHz
Sweep 1.333 ms
Occupied Bandwidth
17.864 MHz
Total Power 10.6 dBm
Transmit Freq Error -65.691 kHz
OBW Power 99.00 %
x dB Bandwidth 27.50 MHz
x dB -26.00 dB

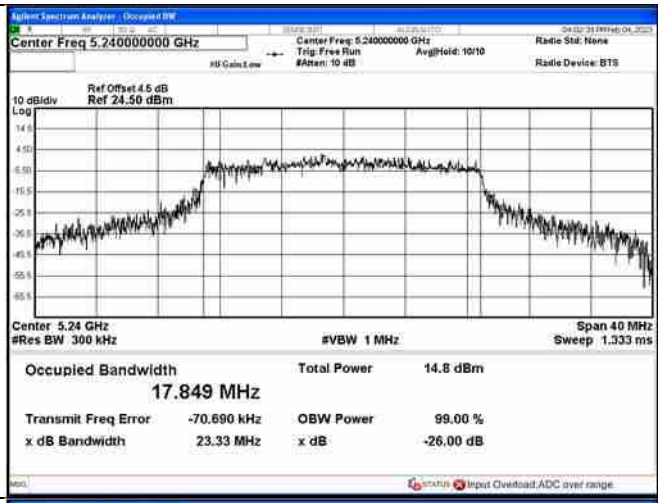
Agilent Spectrum Analyzer - Occupied BW
Center Freq 5.240000000 GHz
Center Freq: 5.240000000 GHz
Trig: Free Run
Avg|Hold: 10/10
#Atten: 10 dB
Radio Std: None
Radio Device: BTS
Ref Offset 4.5 dB
10 dB/div
Ref 24.50 dBm
Log
Center 5.24 GHz
#Res BW 300 kHz
#VBW 1 MHz
Span 40 MHz
Sweep 1.333 ms
Occupied Bandwidth
17.849 MHz
Total Power 14.8 dBm
Transmit Freq Error -70.690 kHz
OBW Power 99.00 %
x dB Bandwidth 23.33 MHz
x dB -26.00 dB
Input Overload,ADC over range

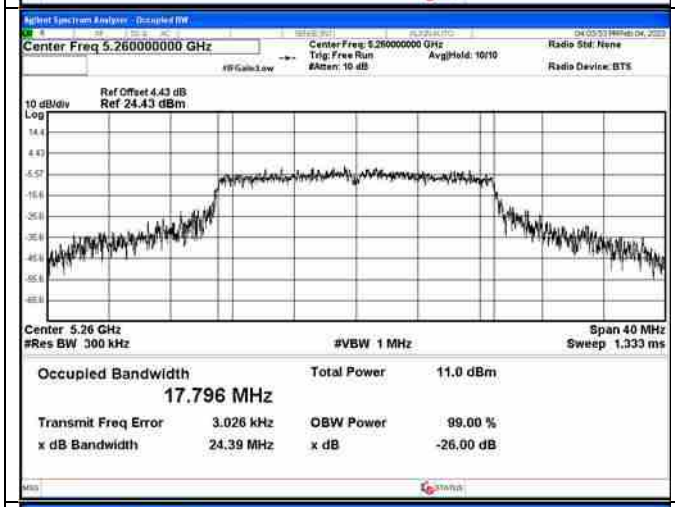
Agilent Spectrum Analyzer - Occupied BW
Center Freq 5.260000000 GHz
Center Freq: 5.260000000 GHz
Trig: Free Run
Avg|Hold: 10/10
#Atten: 10 dB
Radio Std: None
Radio Device: BTS
Ref Offset 4.43 dB
10 dB/div
Ref 24.43 dBm
Log
Center 5.26 GHz
#Res BW 300 kHz
#VBW 1 MHz
Span 40 MHz
Sweep 1.333 ms
Occupied Bandwidth
17.796 MHz
Total Power 11.0 dBm
Transmit Freq Error 3.026 kHz
OBW Power 99.00 %
x dB Bandwidth 24.39 MHz
x dB -26.00 dB

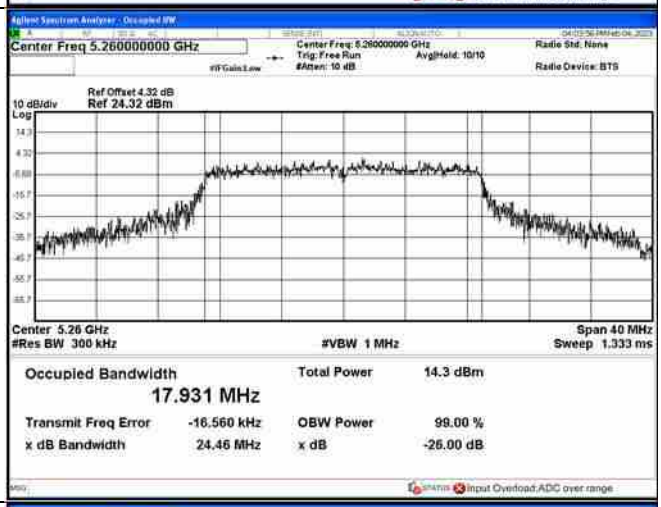
Agilent Spectrum Analyzer - Occupied BW
Center Freq 5.260000000 GHz
Center Freq: 5.260000000 GHz
Trig: Free Run
Avg|Hold: 10/10
#Atten: 10 dB
Radio Std: None
Radio Device: BTS
Ref Offset 4.32 dB
10 dB/div
Ref 24.32 dBm
Log
Center 5.26 GHz
#Res BW 300 kHz
#VBW 1 MHz
Span 40 MHz
Sweep 1.333 ms
Occupied Bandwidth
17.931 MHz
Total Power 14.3 dBm
Transmit Freq Error -16.560 kHz
OBW Power 99.00 %
x dB Bandwidth 24.46 MHz
x dB -26.00 dB
Input Overload,ADC over range

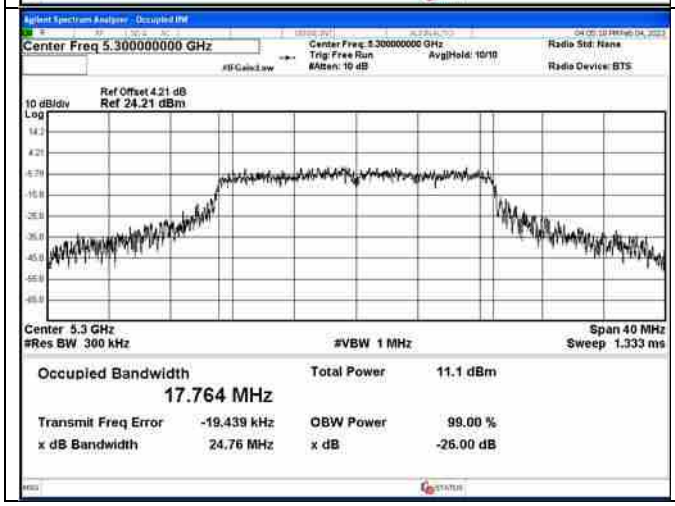
Agilent Spectrum Analyzer - Occupied BW
Center Freq 5.300000000 GHz
Center Freq: 5.300000000 GHz
Trig: Free Run
Avg|Hold: 10/10
#Atten: 10 dB
Radio Std: None
Radio Device: BTS
Ref Offset 4.21 dB
10 dB/div
Ref 24.21 dBm
Log
Center 5.3 GHz
#Res BW 300 kHz
#VBW 1 MHz
Span 40 MHz
Sweep 1.333 ms
Occupied Bandwidth
17.764 MHz
Total Power 11.1 dBm
Transmit Freq Error -19.439 kHz
OBW Power 99.00 %
x dB Bandwidth 24.76 MHz
x dB -26.00 dB

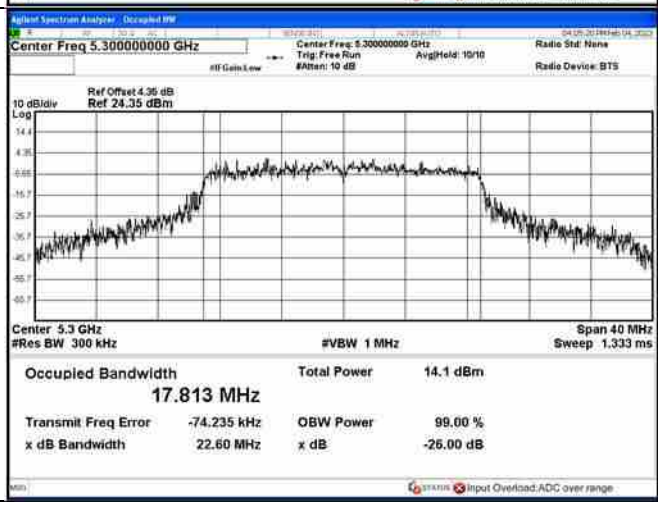
Agilent Spectrum Analyzer - Occupied BW
Center Freq 5.300000000 GHz
Center Freq: 5.300000000 GHz
Trig: Free Run
Avg|Hold: 10/10
#Atten: 10 dB
Radio Std: None
Radio Device: BTS
Ref Offset 4.35 dB
10 dB/div
Ref 24.35 dBm
Log
Center 5.3 GHz
#Res BW 300 kHz
#VBW 1 MHz
Span 40 MHz
Sweep 1.333 ms
Occupied Bandwidth
17.813 MHz
Total Power 14.1 dBm
Transmit Freq Error -74.235 kHz
OBW Power 99.00 %
x dB Bandwidth 22.60 MHz
x dB -26.00 dB
Input Overload,ADC over range

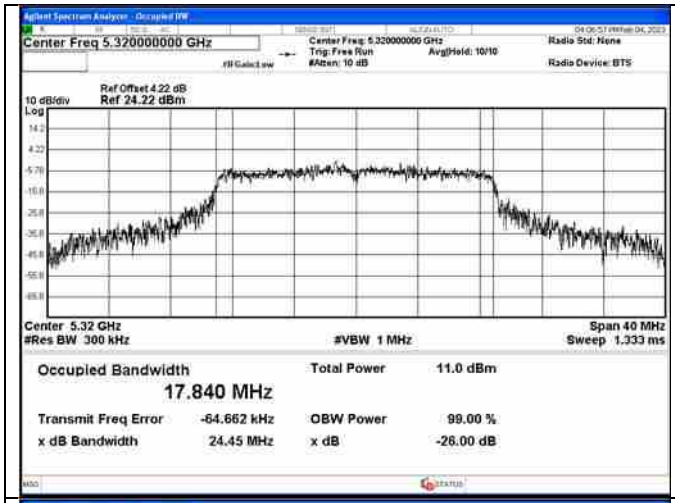
Agilent Spectrum Analyzer - Occupied BW
Center Freq 5.320000000 GHz
Center Freq: 5.320000000 GHz
Trig: Free Run
Avg|Hold: 10/10
#Atten: 10 dB
Radio Std: None
Radio Device: BTS
Ref Offset 4.22 dB
10 dB/div Ref 24.22 dBm
Log
Center 5.32 GHz
#Res BW 300 kHz
#VBW 1 MHz
Span 40 MHz
Sweep 1.333 ms
Occupied Bandwidth
17.840 MHz
Total Power 11.0 dBm
Transmit Freq Error -64.662 kHz
OBW Power 99.00 %
x dB Bandwidth 24.45 MHz
x dB -26.00 dB

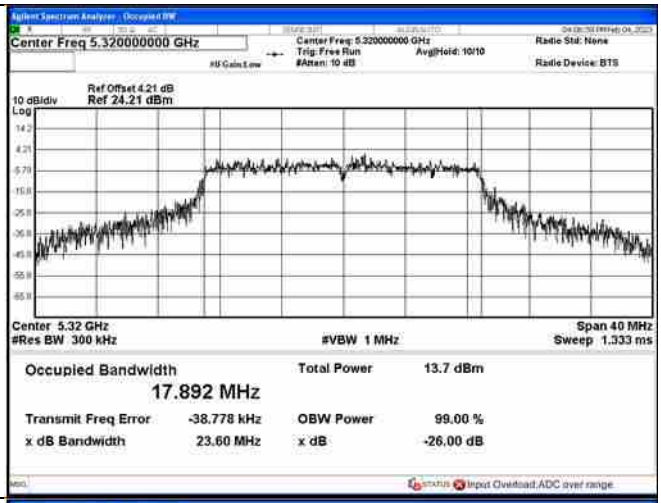
Agilent Spectrum Analyzer - Occupied BW
Center Freq 5.320000000 GHz
Center Freq: 5.320000000 GHz
Trig: Free Run
Avg|Hold: 10/10
#Atten: 10 dB
Radio Std: None
Radio Device: BTS
Ref Offset 4.21 dB
10 dB/div Ref 24.21 dBm
Log
Center 5.32 GHz
#Res BW 300 kHz
#VBW 1 MHz
Span 40 MHz
Sweep 1.333 ms
Occupied Bandwidth
17.892 MHz
Total Power 13.7 dBm
Transmit Freq Error -38.778 kHz
OBW Power 99.00 %
x dB Bandwidth 23.60 MHz
x dB -26.00 dB
Input Overload;ADC over range

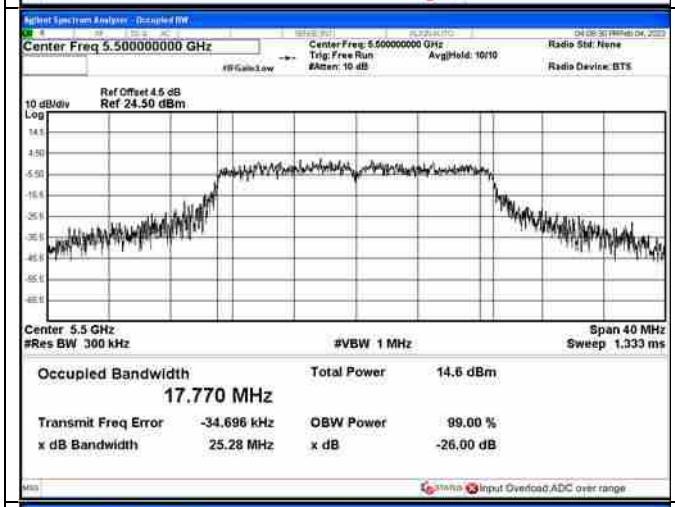
Agilent Spectrum Analyzer - Occupied BW
Center Freq 5.500000000 GHz
Center Freq: 5.500000000 GHz
Trig: Free Run
Avg|Hold: 10/10
#Atten: 10 dB
Radio Std: None
Radio Device: BTS
Ref Offset 4.5 dB
10 dB/div Ref 24.50 dBm
Log
Center 5.5 GHz
#Res BW 300 kHz
#VBW 1 MHz
Span 40 MHz
Sweep 1.333 ms
Occupied Bandwidth
17.770 MHz
Total Power 14.6 dBm
Transmit Freq Error -34.696 kHz
OBW Power 99.00 %
x dB Bandwidth 25.28 MHz
x dB -26.00 dB
Input Overload;ADC over range

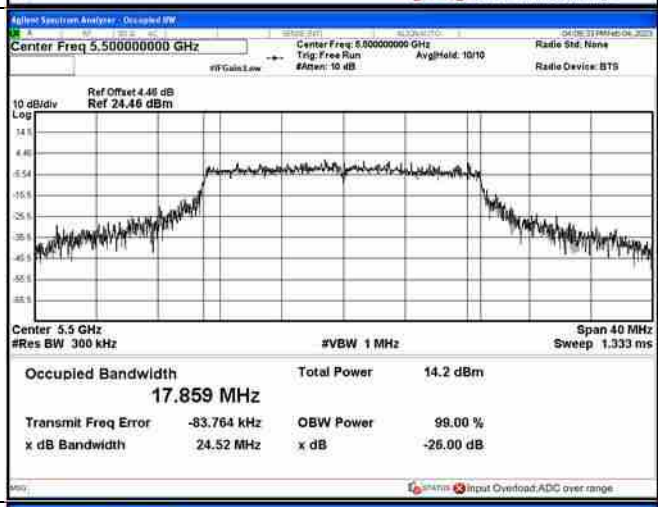
Agilent Spectrum Analyzer - Occupied BW
Center Freq 5.500000000 GHz
Center Freq: 5.500000000 GHz
Trig: Free Run
Avg|Hold: 10/10
#Atten: 10 dB
Radio Std: None
Radio Device: BTS
Ref Offset 4.46 dB
10 dB/div Ref 24.46 dBm
Log
Center 5.5 GHz
#Res BW 300 kHz
#VBW 1 MHz
Span 40 MHz
Sweep 1.333 ms
Occupied Bandwidth
17.859 MHz
Total Power 14.2 dBm
Transmit Freq Error -83.764 kHz
OBW Power 99.00 %
x dB Bandwidth 24.52 MHz
x dB -26.00 dB
Input Overload;ADC over range

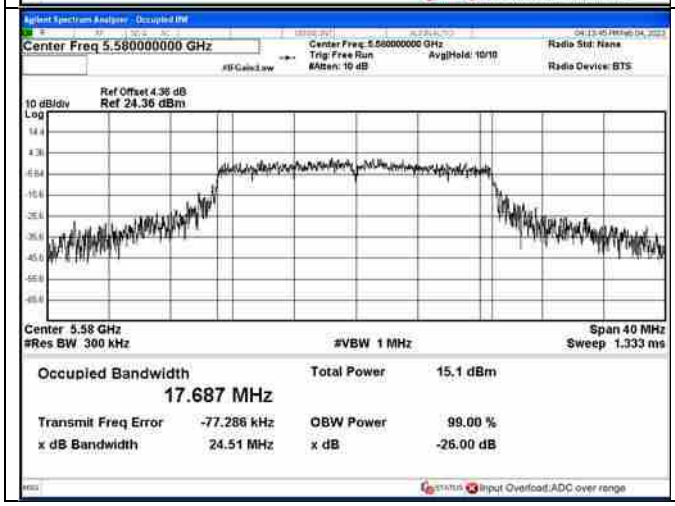
Agilent Spectrum Analyzer - Occupied BW
Center Freq 5.580000000 GHz
Center Freq: 5.580000000 GHz
Trig: Free Run
Avg|Hold: 10/10
#Atten: 10 dB
Radio Std: None
Radio Device: BTS
Ref Offset 4.36 dB
10 dB/div Ref 24.36 dBm
Log
Center 5.58 GHz
#Res BW 300 kHz
#VBW 1 MHz
Span 40 MHz
Sweep 1.333 ms
Occupied Bandwidth
17.687 MHz
Total Power 15.1 dBm
Transmit Freq Error -77.286 kHz
OBW Power 99.00 %
x dB Bandwidth 24.51 MHz
x dB -26.00 dB
Input Overload;ADC over range

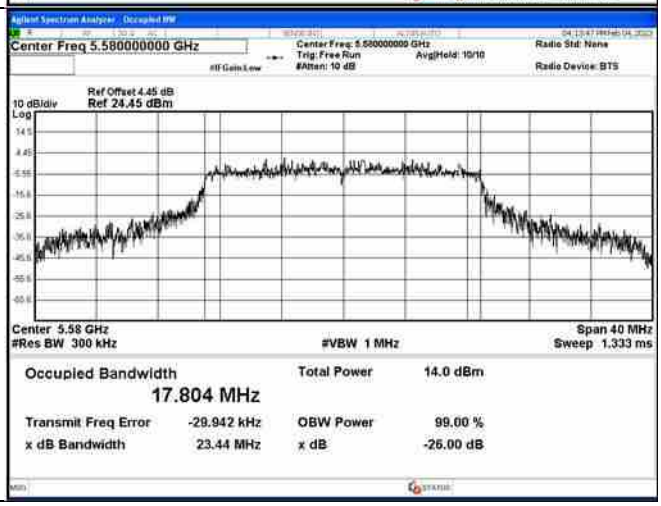
Agilent Spectrum Analyzer - Occupied BW
Center Freq 5.580000000 GHz
Center Freq: 5.580000000 GHz
Trig: Free Run
Avg|Hold: 10/10
#Atten: 10 dB
Radio Std: None
Radio Device: BTS
Ref Offset 4.45 dB
10 dB/div Ref 24.45 dBm
Log
Center 5.58 GHz
#Res BW 300 kHz
#VBW 1 MHz
Span 40 MHz
Sweep 1.333 ms
Occupied Bandwidth
17.804 MHz
Total Power 14.0 dBm
Transmit Freq Error -29.942 kHz
OBW Power 99.00 %
x dB Bandwidth 23.44 MHz
x dB -26.00 dB

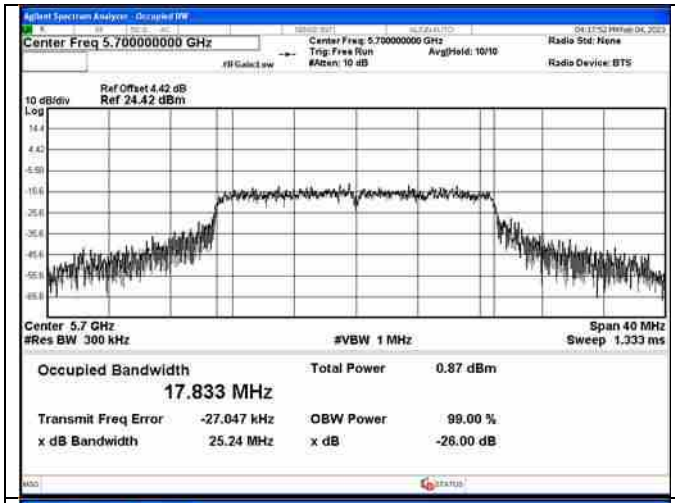
Agilent Spectrum Analyzer - Occupied BW
Center Freq 5.700000000 GHz
Center Freq: 5.700000000 GHz
Trig: Free Run
Avg|Hold: 10/10
#Atten: 10 dB
Radio Std: None
Radio Device: BTS
Ref Offset 4.42 dB
10 dB/div
Ref 24.42 dBm
Log
Center 5.7 GHz
#Res BW 300 kHz
#VBW 1 MHz
Span 40 MHz
Sweep 1.333 ms
Occupied Bandwidth
17.833 MHz
Total Power 0.87 dBm
Transmit Freq Error -27.047 kHz
OBW Power 99.00 %
x dB Bandwidth 25.24 MHz
x dB -26.00 dB

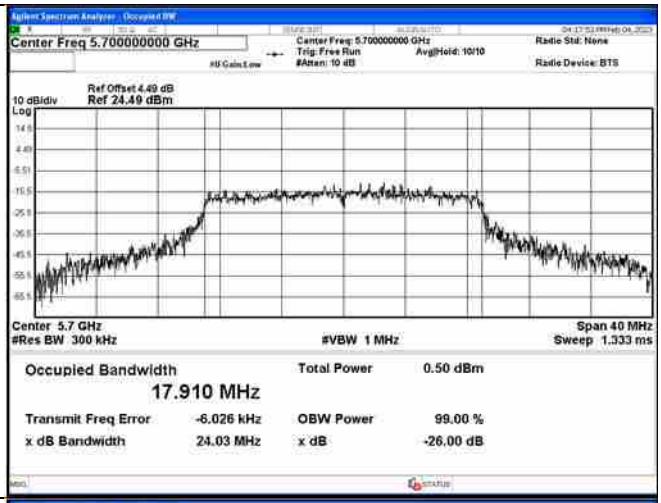
Agilent Spectrum Analyzer - Occupied BW
Center Freq 5.700000000 GHz
Center Freq: 5.700000000 GHz
Trig: Free Run
Avg|Hold: 10/10
#Atten: 10 dB
Radio Std: None
Radio Device: BTS
Ref Offset 4.49 dB
10 dB/div
Ref 24.49 dBm
Log
Center 5.7 GHz
#Res BW 300 kHz
#VBW 1 MHz
Span 40 MHz
Sweep 1.333 ms
Occupied Bandwidth
17.910 MHz
Total Power 0.50 dBm
Transmit Freq Error -6.026 kHz
OBW Power 99.00 %
x dB Bandwidth 24.03 MHz
x dB -26.00 dB

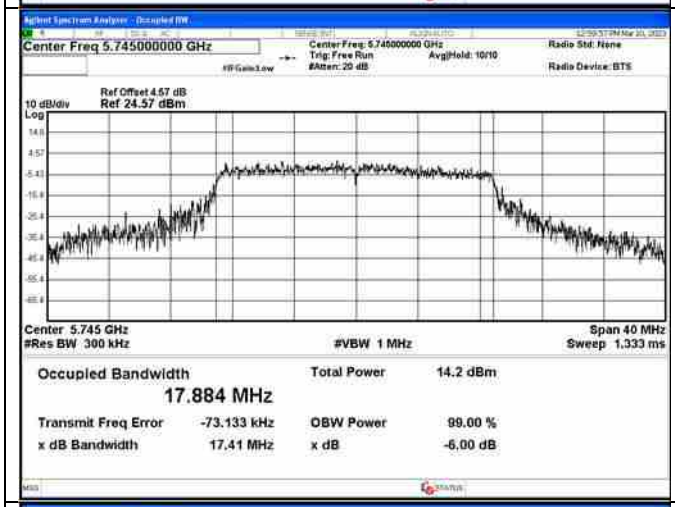
Agilent Spectrum Analyzer - Occupied BW
Center Freq 5.745000000 GHz
Center Freq: 5.745000000 GHz
Trig: Free Run
Avg|Hold: 10/10
#Atten: 20 dB
Radio Std: None
Radio Device: BTS
Ref Offset 4.57 dB
10 dB/div
Ref 24.57 dBm
Log
Center 5.745 GHz
#Res BW 300 kHz
#VBW 1 MHz
Span 40 MHz
Sweep 1.333 ms
Occupied Bandwidth
17.884 MHz
Total Power 14.2 dBm
Transmit Freq Error -73.133 kHz
OBW Power 99.00 %
x dB Bandwidth 17.41 MHz
x dB -6.00 dB

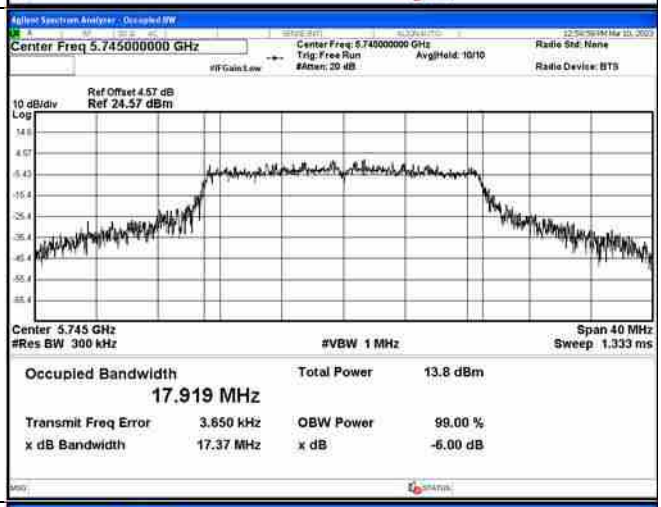
Agilent Spectrum Analyzer - Occupied BW
Center Freq 5.745000000 GHz
Center Freq: 5.745000000 GHz
Trig: Free Run
Avg|Hold: 10/10
#Atten: 20 dB
Radio Std: None
Radio Device: BTS
Ref Offset 4.57 dB
10 dB/div
Ref 24.57 dBm
Log
Center 5.745 GHz
#Res BW 300 kHz
#VBW 1 MHz
Span 40 MHz
Sweep 1.333 ms
Occupied Bandwidth
17.919 MHz
Total Power 13.8 dBm
Transmit Freq Error 3.650 kHz
OBW Power 99.00 %
x dB Bandwidth 17.37 MHz
x dB -6.00 dB

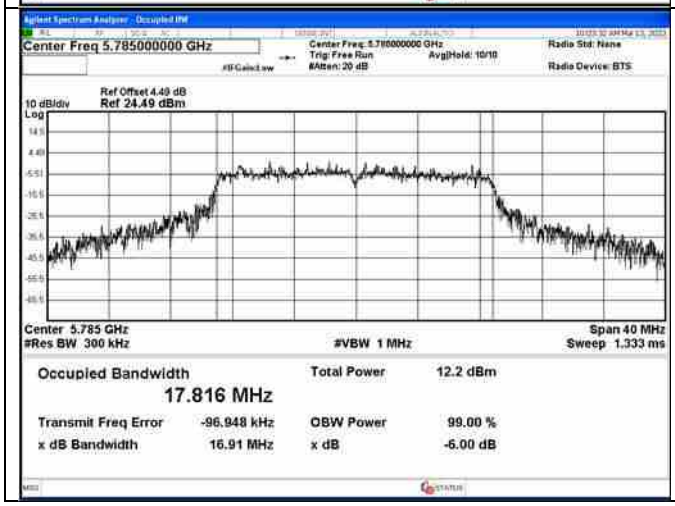
Agilent Spectrum Analyzer - Occupied BW
Center Freq 5.785000000 GHz
Center Freq: 5.785000000 GHz
Trig: Free Run
Avg|Hold: 10/10
#Atten: 20 dB
Radio Std: None
Radio Device: BTS
Ref Offset 4.49 dB
10 dB/div
Ref 24.49 dBm
Log
Center 5.785 GHz
#Res BW 300 kHz
#VBW 1 MHz
Span 40 MHz
Sweep 1.333 ms
Occupied Bandwidth
17.816 MHz
Total Power 12.2 dBm
Transmit Freq Error -96.948 kHz
OBW Power 99.00 %
x dB Bandwidth 16.91 MHz
x dB -6.00 dB

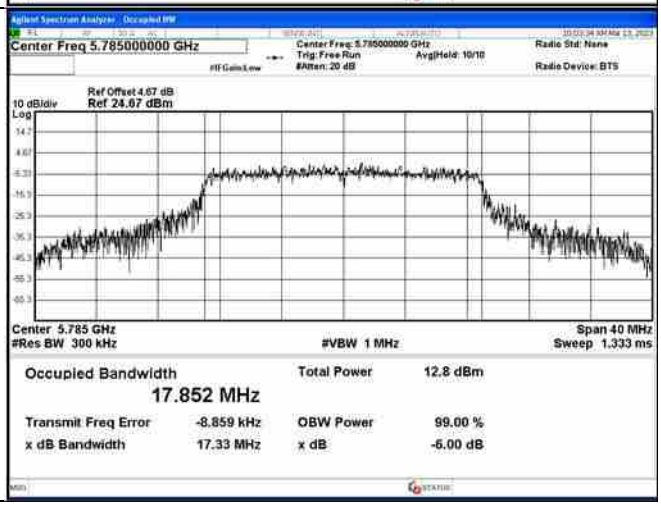
Agilent Spectrum Analyzer - Occupied BW
Center Freq 5.785000000 GHz
Center Freq: 5.785000000 GHz
Trig: Free Run
Avg|Hold: 10/10
#Atten: 20 dB
Radio Std: None
Radio Device: BTS
Ref Offset 4.67 dB
10 dB/div
Ref 24.67 dBm
Log
Center 5.785 GHz
#Res BW 300 kHz
#VBW 1 MHz
Span 40 MHz
Sweep 1.333 ms
Occupied Bandwidth
17.852 MHz
Total Power 12.8 dBm
Transmit Freq Error -8.859 kHz
OBW Power 99.00 %
x dB Bandwidth 17.33 MHz
x dB -6.00 dB

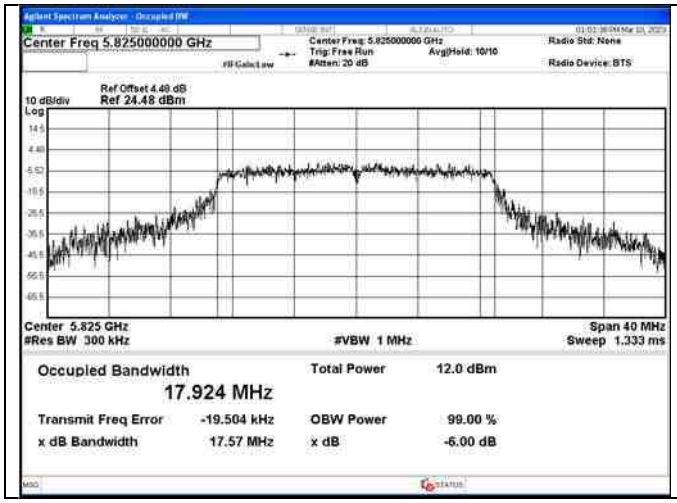
Agilent Spectrum Analyzer - Occupied BW
Center Freq 5.825000000 GHz
Center Freq: 5.825000000 GHz
Trig: Free Run
Avg|Hold: 10/10
#Atten: 20 dB
Radio Std: None
Radio Device: BTS
Ref Offset 4.48 dB
10 dB/div
Ref 24.48 dBm
Log
Center 5.825 GHz
#Res BW 300 kHz
#VBW 1 MHz
Span 40 MHz
Sweep 1.333 ms
Occupied Bandwidth
17.924 MHz
Total Power 12.0 dBm
Transmit Freq Error -19.504 kHz
OBW Power 99.00 %
x dB Bandwidth 17.57 MHz
x dB -6.00 dB

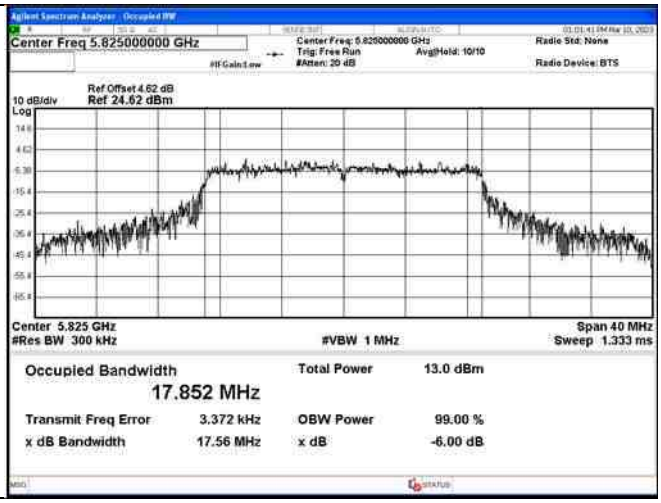
Agilent Spectrum Analyzer - Occupied BW
Center Freq 5.825000000 GHz
Center Freq: 5.825000000 GHz
Trig: Free Run
Avg|Hold: 10/10
#Atten: 20 dB
Radio Std: None
Radio Device: BTS
Ref Offset 4.62 dB
10 dB/div
Ref 24.62 dBm
Log
Center 5.825 GHz
#Res BW 300 kHz
#VBW 1 MHz
Span 40 MHz
Sweep 1.333 ms
Occupied Bandwidth
17.852 MHz
Total Power 13.0 dBm
Transmit Freq Error 3.372 kHz
OBW Power 99.00 %
x dB Bandwidth 17.56 MHz
x dB -6.00 dB

802.11ax(HE20) mode:

Channel	Channel Frequency (MHz)	ANT1_Emission Bandwidth		ANT2_Emission Bandwidth	
		26dB Bandwidth (MHz)	99% Bandwidth (MHz)	26dB Bandwidth (MHz)	99% Bandwidth (MHz)
36	5180	23.46	18.9979	21.18	18.918
44	5200	21.20	18.9165	21.35	18.9476
48	5240	21.42	18.8728	22.61	18.9175
52	5260	26.26	18.9398	21.12	18.8196
56	5300	21.95	18.866	20.44	18.8422
64	5320	20.58	18.9154	22.24	18.8452
100	5500	21.34	18.8823	23.47	18.9498
116	5580	21.42	18.9392	20.63	18.8972
140	5700	21.75	18.944	22.68	18.9088

Channel	Channel Frequency (MHz)	ANT1_Emission Bandwidth		ANT2_Emission Bandwidth	
		6dB Bandwidth (MHz)	99% Bandwidth (MHz)	6dB Bandwidth (MHz)	99% Bandwidth (MHz)
149	5745	18.90	18.9192	18.96	18.9540
157	5785	18.16	18.2612	17.37	18.4506
165	5825	18.86	18.9343	17.01	18.9794

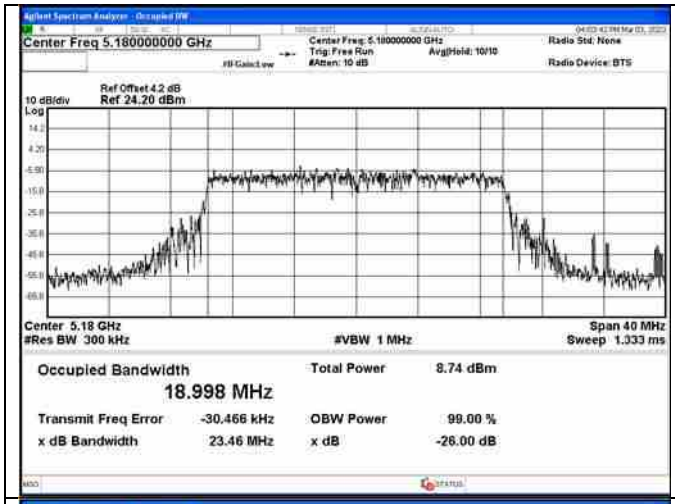

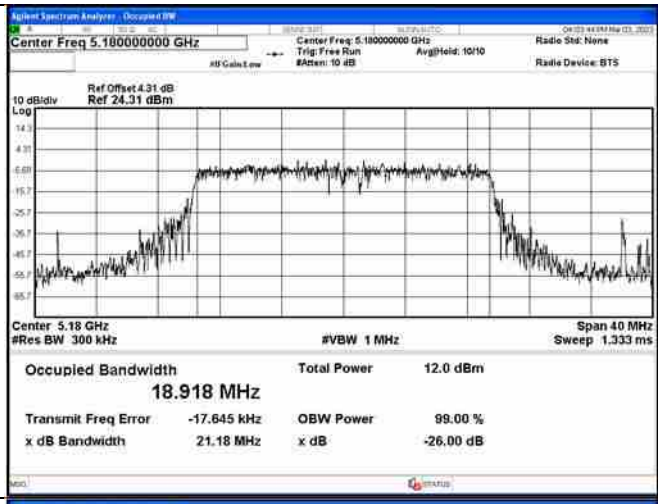

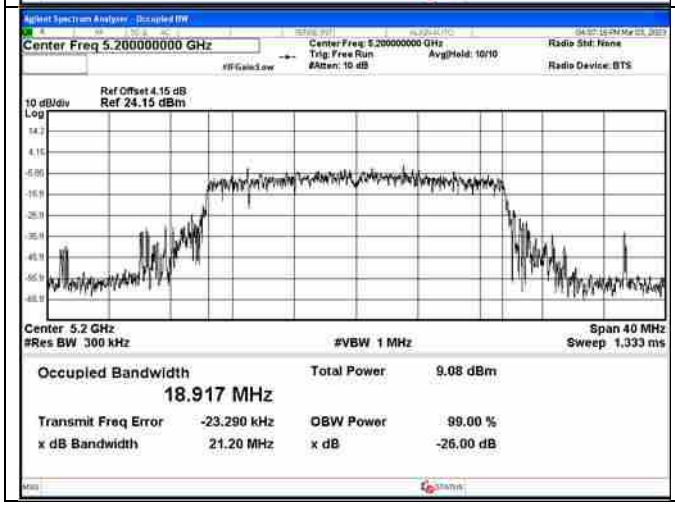

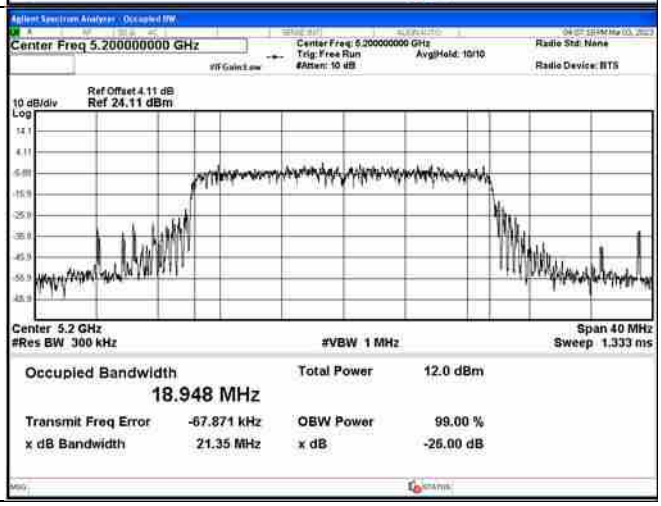

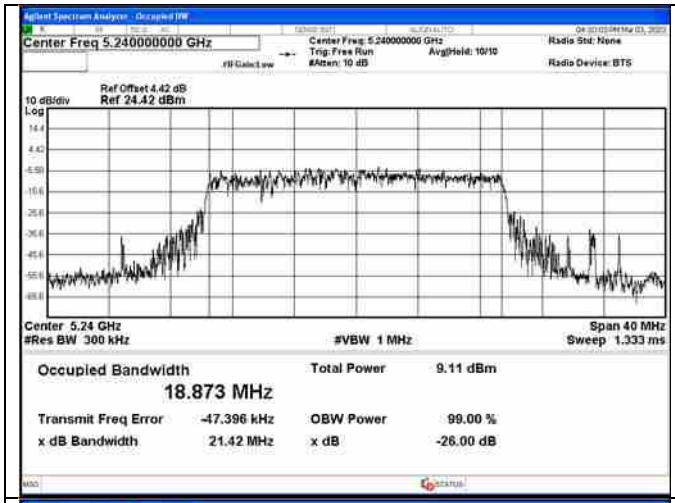
Agilent Spectrum Analyzer - Occupied BW
Center Freq 5.240000000 GHz
Center Freq: 5.240000000 GHz
Trig: Free Run
Avg|Hold: 10/10
#Atten: 10 dB
Radio Std: None
Radio Device: BTS
Ref Offset 4.42 dB
10 dB/div
Ref 24.42 dBm
Log
Center 5.24 GHz
#Res BW 300 kHz
#VBW 1 MHz
Span 40 MHz
Sweep 1.333 ms
Occupied Bandwidth
18.873 MHz
Total Power 9.11 dBm
Transmit Freq Error -47.396 kHz
OBW Power 99.00 %
x dB Bandwidth 21.42 MHz
x dB -26.00 dB

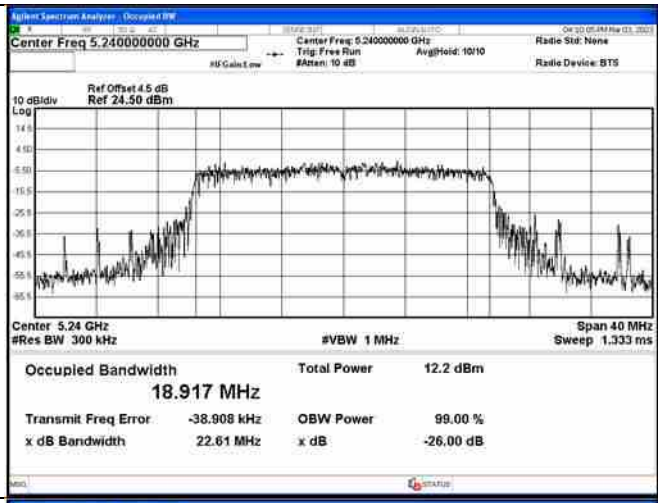
Agilent Spectrum Analyzer - Occupied BW
Center Freq 5.240000000 GHz
Center Freq: 5.240000000 GHz
Trig: Free Run
Avg|Hold: 10/10
#Atten: 10 dB
Radio Std: None
Radio Device: BTS
Ref Offset 4.5 dB
10 dB/div
Ref 24.50 dBm
Log
Center 5.24 GHz
#Res BW 300 kHz
#VBW 1 MHz
Span 40 MHz
Sweep 1.333 ms
Occupied Bandwidth
18.917 MHz
Total Power 12.2 dBm
Transmit Freq Error -38.908 kHz
OBW Power 99.00 %
x dB Bandwidth 22.61 MHz
x dB -26.00 dB

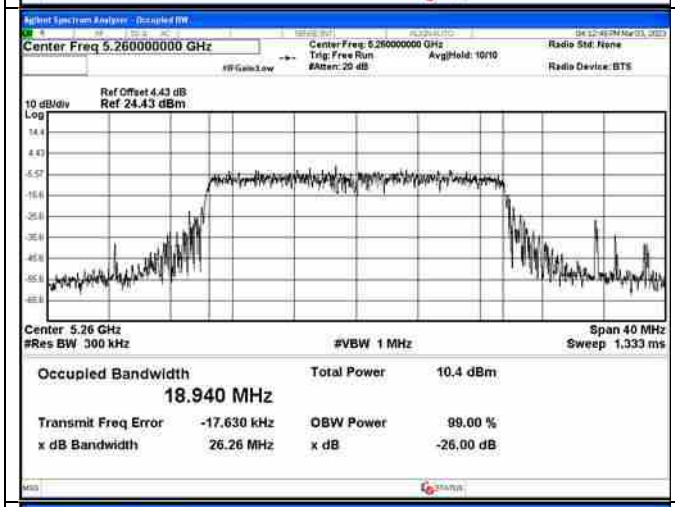
Agilent Spectrum Analyzer - Occupied BW
Center Freq 5.260000000 GHz
Center Freq: 5.260000000 GHz
Trig: Free Run
Avg|Hold: 10/10
#Atten: 20 dB
Radio Std: None
Radio Device: BTS
Ref Offset 4.43 dB
10 dB/div
Ref 24.43 dBm
Log
Center 5.26 GHz
#Res BW 300 kHz
#VBW 1 MHz
Span 40 MHz
Sweep 1.333 ms
Occupied Bandwidth
18.940 MHz
Total Power 10.4 dBm
Transmit Freq Error -17.630 kHz
OBW Power 99.00 %
x dB Bandwidth 26.26 MHz
x dB -26.00 dB

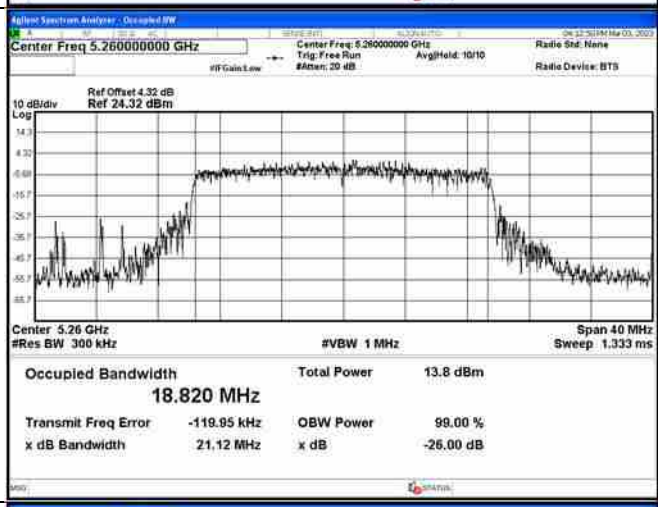
Agilent Spectrum Analyzer - Occupied BW
Center Freq 5.260000000 GHz
Center Freq: 5.260000000 GHz
Trig: Free Run
Avg|Hold: 10/10
#Atten: 20 dB
Radio Std: None
Radio Device: BTS
Ref Offset 4.32 dB
10 dB/div
Ref 24.32 dBm
Log
Center 5.26 GHz
#Res BW 300 kHz
#VBW 1 MHz
Span 40 MHz
Sweep 1.333 ms
Occupied Bandwidth
18.820 MHz
Total Power 13.8 dBm
Transmit Freq Error -119.95 kHz
OBW Power 99.00 %
x dB Bandwidth 21.12 MHz
x dB -26.00 dB

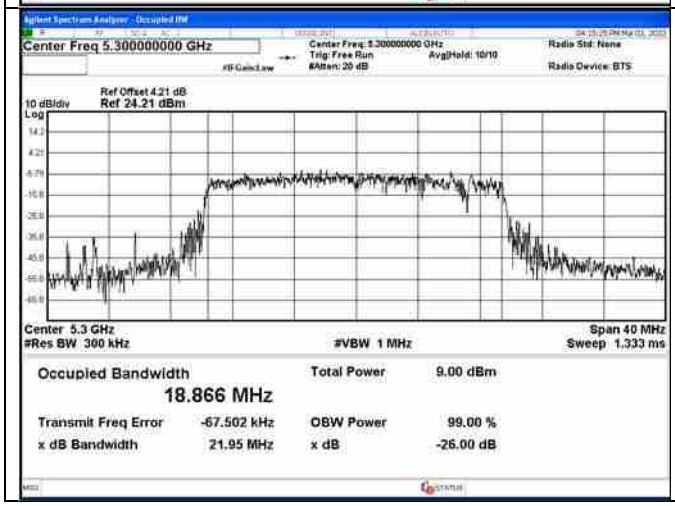
Agilent Spectrum Analyzer - Occupied BW
Center Freq 5.300000000 GHz
Center Freq: 5.300000000 GHz
Trig: Free Run
Avg|Hold: 10/10
#Atten: 20 dB
Radio Std: None
Radio Device: BTS
Ref Offset 4.21 dB
10 dB/div
Ref 24.21 dBm
Log
Center 5.3 GHz
#Res BW 300 kHz
#VBW 1 MHz
Span 40 MHz
Sweep 1.333 ms
Occupied Bandwidth
18.866 MHz
Total Power 9.00 dBm
Transmit Freq Error -67.502 kHz
OBW Power 99.00 %
x dB Bandwidth 21.95 MHz
x dB -26.00 dB

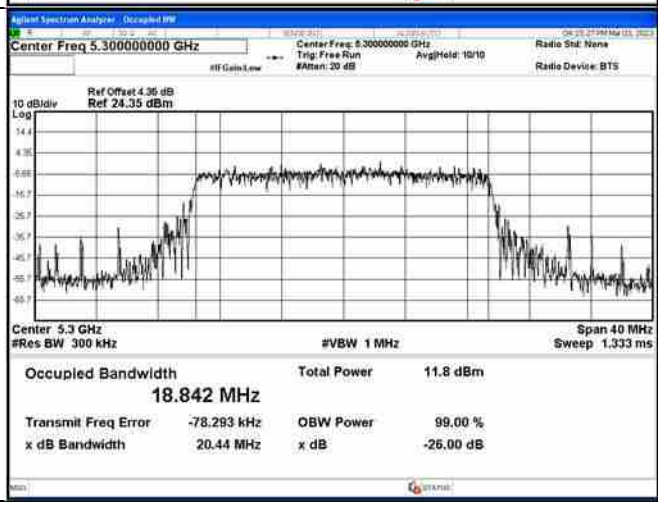
Agilent Spectrum Analyzer - Occupied BW
Center Freq 5.300000000 GHz
Center Freq: 5.300000000 GHz
Trig: Free Run
Avg|Hold: 10/10
#Atten: 20 dB
Radio Std: None
Radio Device: BTS
Ref Offset 4.36 dB
10 dB/div
Ref 24.35 dBm
Log
Center 5.3 GHz
#Res BW 300 kHz
#VBW 1 MHz
Span 40 MHz
Sweep 1.333 ms
Occupied Bandwidth
18.842 MHz
Total Power 11.8 dBm
Transmit Freq Error -78.293 kHz
OBW Power 99.00 %
x dB Bandwidth 20.44 MHz
x dB -26.00 dB

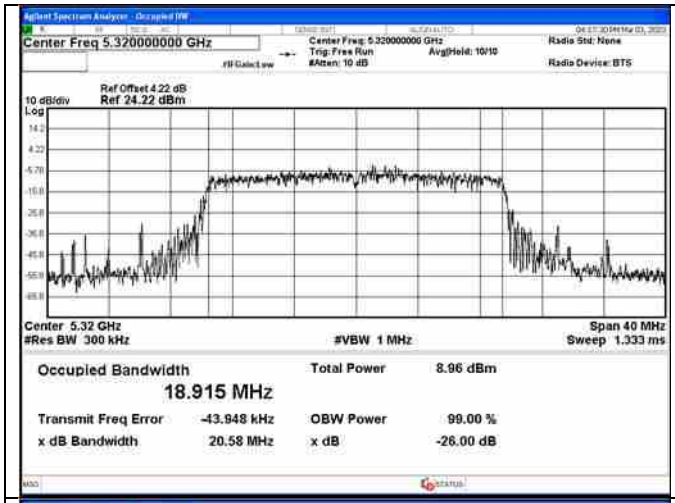
Agilent Spectrum Analyzer - Occupied BW
Center Freq 5.320000000 GHz
Center Freq: 5.320000000 GHz
Trig: Free Run
Avg|Hold: 10/10
#Atten: 10 dB
Radio Std: None
Radio Device: BTS
Ref Offset 4.22 dB
10 dB/div
Ref 24.22 dBm
Log
Center 5.32 GHz
#Res BW 300 kHz
#VBW 1 MHz
Span 40 MHz
Sweep 1.333 ms
Occupied Bandwidth
18.915 MHz
Total Power 8.96 dBm
Transmit Freq Error -43.948 kHz
OBW Power 99.00 %
x dB Bandwidth 20.58 MHz
x dB -26.00 dB

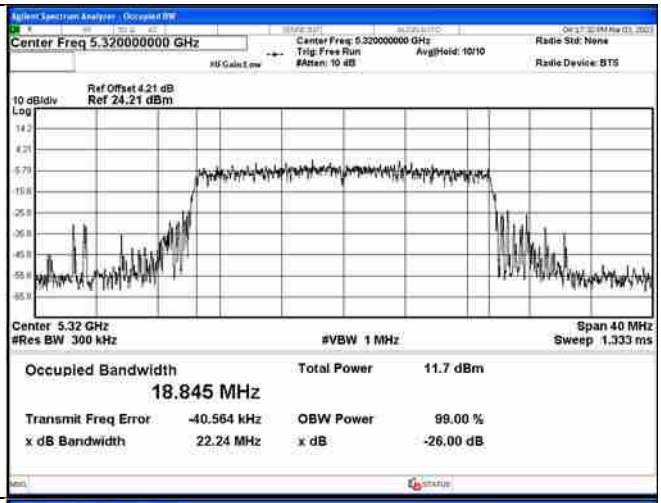
Agilent Spectrum Analyzer - Occupied BW
Center Freq 5.320000000 GHz
Center Freq: 5.320000000 GHz
Trig: Free Run
Avg|Hold: 10/10
#Atten: 10 dB
Radio Std: None
Radio Device: BTS
Ref Offset 4.21 dB
10 dB/div
Ref 24.21 dBm
Log
Center 5.32 GHz
#Res BW 300 kHz
#VBW 1 MHz
Span 40 MHz
Sweep 1.333 ms
Occupied Bandwidth
18.845 MHz
Total Power 11.7 dBm
Transmit Freq Error -40.564 kHz
OBW Power 99.00 %
x dB Bandwidth 22.24 MHz
x dB -26.00 dB

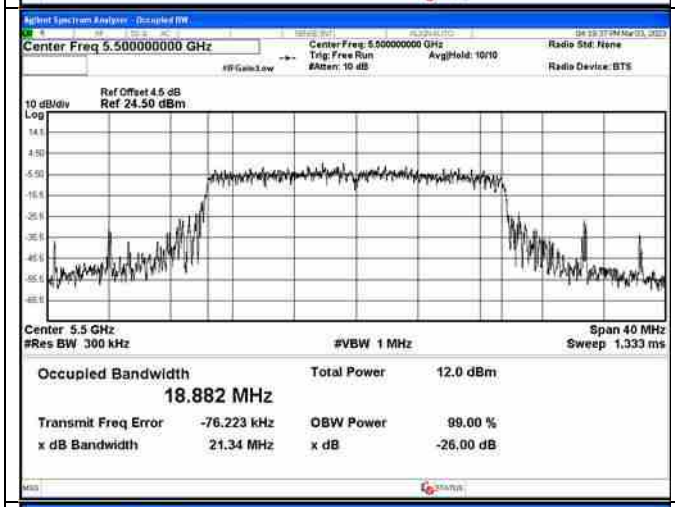
Agilent Spectrum Analyzer - Occupied BW
Center Freq 5.500000000 GHz
Center Freq: 5.500000000 GHz
Trig: Free Run
Avg|Hold: 10/10
#Atten: 10 dB
Radio Std: None
Radio Device: BTS
Ref Offset 4.5 dB
10 dB/div
Ref 24.50 dBm
Log
Center 5.5 GHz
#Res BW 300 kHz
#VBW 1 MHz
Span 40 MHz
Sweep 1.333 ms
Occupied Bandwidth
18.882 MHz
Total Power 12.0 dBm
Transmit Freq Error -76.223 kHz
OBW Power 99.00 %
x dB Bandwidth 21.34 MHz
x dB -26.00 dB

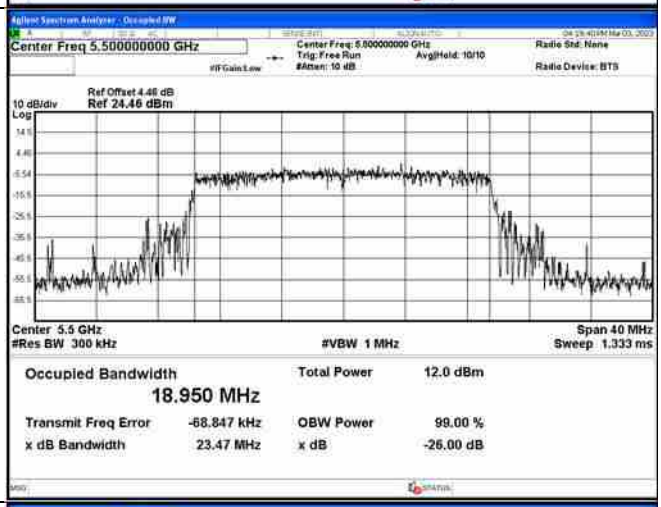
Agilent Spectrum Analyzer - Occupied BW
Center Freq 5.500000000 GHz
Center Freq: 5.500000000 GHz
Trig: Free Run
Avg|Hold: 10/10
#Atten: 10 dB
Radio Std: None
Radio Device: BTS
Ref Offset 4.46 dB
10 dB/div
Ref 24.46 dBm
Log
Center 5.5 GHz
#Res BW 300 kHz
#VBW 1 MHz
Span 40 MHz
Sweep 1.333 ms
Occupied Bandwidth
18.950 MHz
Total Power 12.0 dBm
Transmit Freq Error -68.847 kHz
OBW Power 99.00 %
x dB Bandwidth 23.47 MHz
x dB -26.00 dB

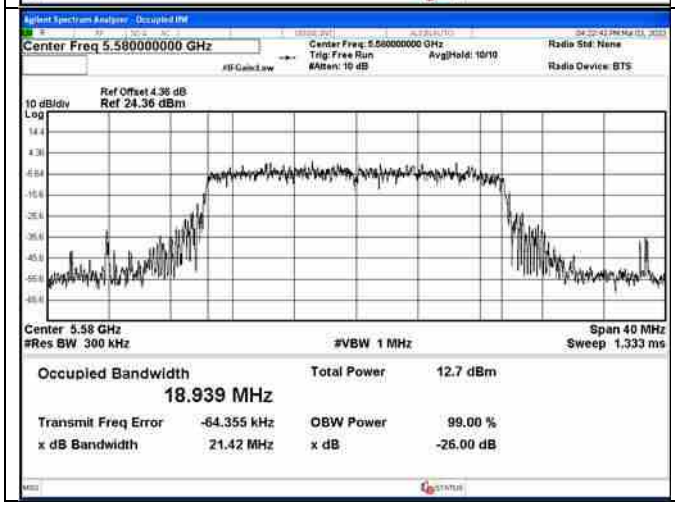
Agilent Spectrum Analyzer - Occupied BW
Center Freq 5.580000000 GHz
Center Freq: 5.580000000 GHz
Trig: Free Run
Avg|Hold: 10/10
#Atten: 10 dB
Radio Std: None
Radio Device: BTS
Ref Offset 4.36 dB
10 dB/div
Ref 24.36 dBm
Log
Center 5.58 GHz
#Res BW 300 kHz
#VBW 1 MHz
Span 40 MHz
Sweep 1.333 ms
Occupied Bandwidth
18.939 MHz
Total Power 12.7 dBm
Transmit Freq Error -64.355 kHz
OBW Power 99.00 %
x dB Bandwidth 21.42 MHz
x dB -26.00 dB

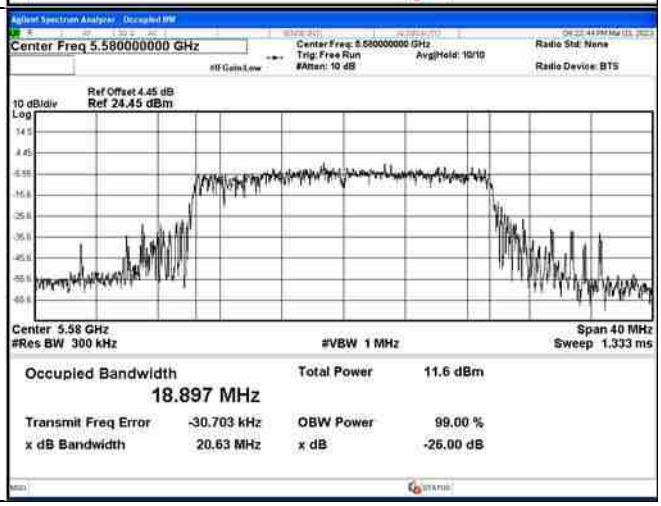
Agilent Spectrum Analyzer - Occupied BW
Center Freq 5.580000000 GHz
Center Freq: 5.580000000 GHz
Trig: Free Run
Avg|Hold: 10/10
#Atten: 10 dB
Radio Std: None
Radio Device: BTS
Ref Offset 4.45 dB
10 dB/div
Ref 24.45 dBm
Log
Center 5.58 GHz
#Res BW 300 kHz
#VBW 1 MHz
Span 40 MHz
Sweep 1.333 ms
Occupied Bandwidth
18.897 MHz
Total Power 11.6 dBm
Transmit Freq Error -30.703 kHz
OBW Power 99.00 %
x dB Bandwidth 20.63 MHz
x dB -26.00 dB

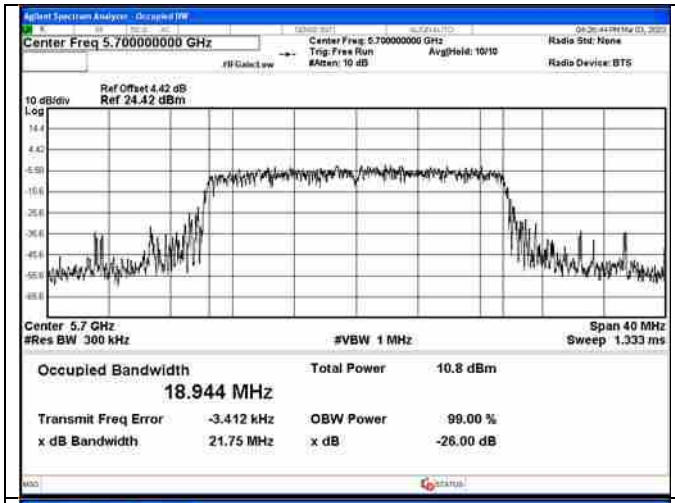
Agilent Spectrum Analyzer - Occupied BW
Center Freq 5.700000000 GHz
Center Freq: 5.700000000 GHz
Trig: Free Run
Avg|Hold: 10/10
#Atten: 10 dB
Radio Std: None
Radio Device: BTS
Ref Offset 4.42 dB
10 dB/div
Ref 24.42 dBm
Log
Center 5.7 GHz
#Res BW 300 kHz
#VBW 1 MHz
Span 40 MHz
Sweep 1.333 ms
Occupied Bandwidth
18.944 MHz
Total Power 10.8 dBm
Transmit Freq Error -3.412 kHz
OBW Power 99.00 %
x dB Bandwidth 21.75 MHz
x dB -26.00 dB

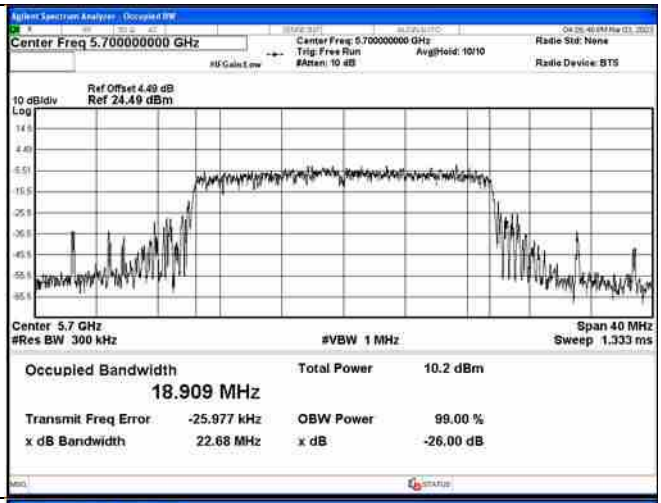
Agilent Spectrum Analyzer - Occupied BW
Center Freq 5.700000000 GHz
Center Freq: 5.700000000 GHz
Trig: Free Run
Avg|Hold: 10/10
#Atten: 10 dB
Radio Std: None
Radio Device: BTS
Ref Offset 4.49 dB
10 dB/div
Ref 24.49 dBm
Log
Center 5.7 GHz
#Res BW 300 kHz
#VBW 1 MHz
Span 40 MHz
Sweep 1.333 ms
Occupied Bandwidth
18.909 MHz
Total Power 10.2 dBm
Transmit Freq Error -25.977 kHz
OBW Power 99.00 %
x dB Bandwidth 22.68 MHz
x dB -26.00 dB

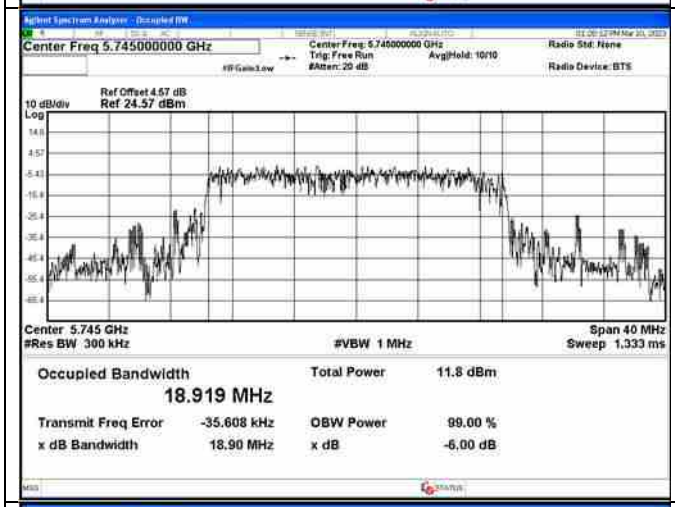
Agilent Spectrum Analyzer - Occupied BW
Center Freq 5.745000000 GHz
Center Freq: 5.745000000 GHz
Trig: Free Run
Avg|Hold: 10/10
#Atten: 20 dB
Radio Std: None
Radio Device: BTS
Ref Offset 4.57 dB
10 dB/div
Ref 24.57 dBm
Log
Center 5.745 GHz
#Res BW 300 kHz
#VBW 1 MHz
Span 40 MHz
Sweep 1.333 ms
Occupied Bandwidth
18.919 MHz
Total Power 11.8 dBm
Transmit Freq Error -35.608 kHz
OBW Power 99.00 %
x dB Bandwidth 18.90 MHz
x dB -6.00 dB

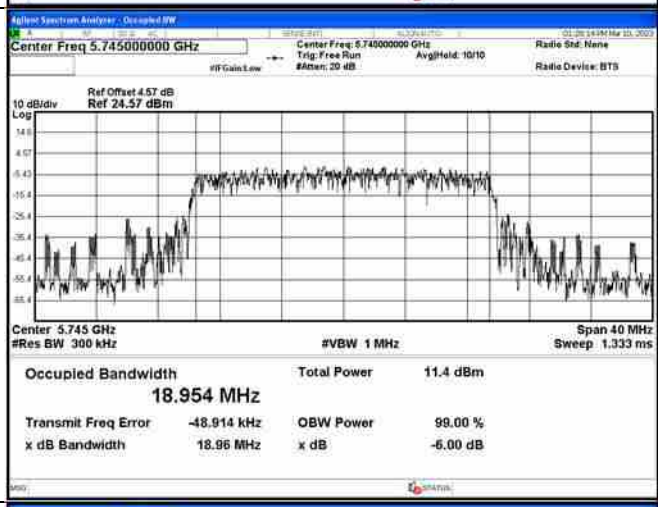
Agilent Spectrum Analyzer - Occupied BW
Center Freq 5.745000000 GHz
Center Freq: 5.745000000 GHz
Trig: Free Run
Avg|Hold: 10/10
#Atten: 20 dB
Radio Std: None
Radio Device: BTS
Ref Offset 4.57 dB
10 dB/div
Ref 24.57 dBm
Log
Center 5.745 GHz
#Res BW 300 kHz
#VBW 1 MHz
Span 40 MHz
Sweep 1.333 ms
Occupied Bandwidth
18.954 MHz
Total Power 11.4 dBm
Transmit Freq Error -48.914 kHz
OBW Power 99.00 %
x dB Bandwidth 18.96 MHz
x dB -6.00 dB

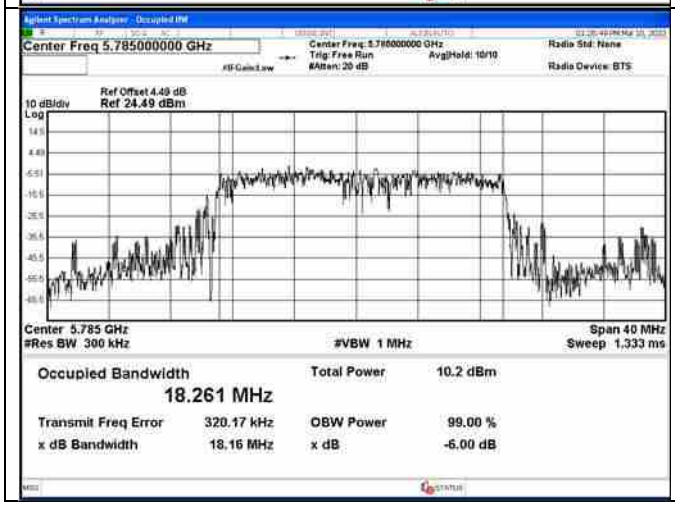
Agilent Spectrum Analyzer - Occupied BW
Center Freq 5.785000000 GHz
Center Freq: 5.785000000 GHz
Trig: Free Run
Avg|Hold: 10/10
#Atten: 20 dB
Radio Std: None
Radio Device: BTS
Ref Offset 4.49 dB
10 dB/div
Ref 24.49 dBm
Log
Center 5.785 GHz
#Res BW 300 kHz
#VBW 1 MHz
Span 40 MHz
Sweep 1.333 ms
Occupied Bandwidth
18.261 MHz
Total Power 10.2 dBm
Transmit Freq Error 320.17 kHz
OBW Power 99.00 %
x dB Bandwidth 18.16 MHz
x dB -6.00 dB

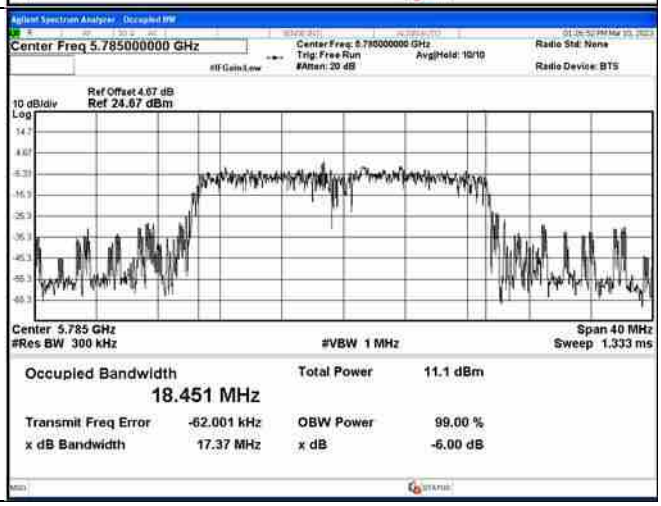
Agilent Spectrum Analyzer - Occupied BW
Center Freq 5.785000000 GHz
Center Freq: 5.785000000 GHz
Trig: Free Run
Avg|Hold: 10/10
#Atten: 20 dB
Radio Std: None
Radio Device: BTS
Ref Offset 4.67 dB
10 dB/div
Ref 24.67 dBm
Log
Center 5.785 GHz
#Res BW 300 kHz
#VBW 1 MHz
Span 40 MHz
Sweep 1.333 ms
Occupied Bandwidth
18.451 MHz
Total Power 11.1 dBm
Transmit Freq Error -62.001 kHz
OBW Power 99.00 %
x dB Bandwidth 17.37 MHz
x dB -6.00 dB

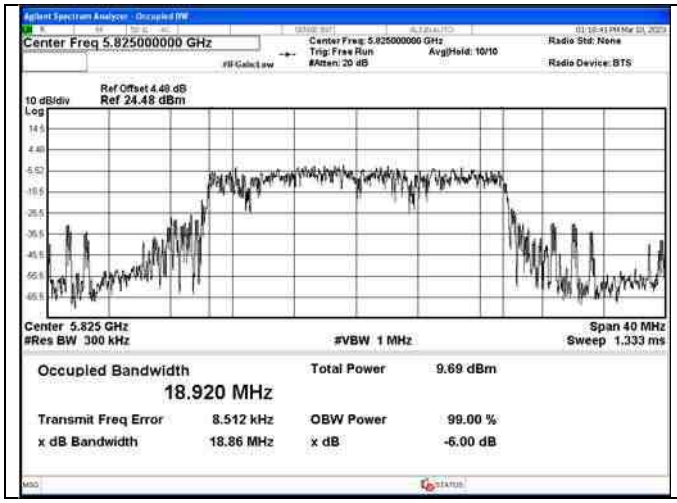
Agilent Spectrum Analyzer - Occupied BW
Center Freq 5.825000000 GHz
Center Freq: 5.825000000 GHz
Trig: Free Run
Avg|Hold: 10/10
#Atten: 20 dB
Radio Std: None
Radio Device: BTS
Ref Offset 4.48 dB
10 dB/div
Ref 24.48 dBm
Log
Center 5.825 GHz
#Res BW 300 kHz
#VBW 1 MHz
Span 40 MHz
Sweep 1.333 ms
Occupied Bandwidth
18.920 MHz
Total Power 9.69 dBm
Transmit Freq Error 8.512 kHz
OBW Power 99.00 %
x dB Bandwidth 18.86 MHz
x dB -6.00 dB

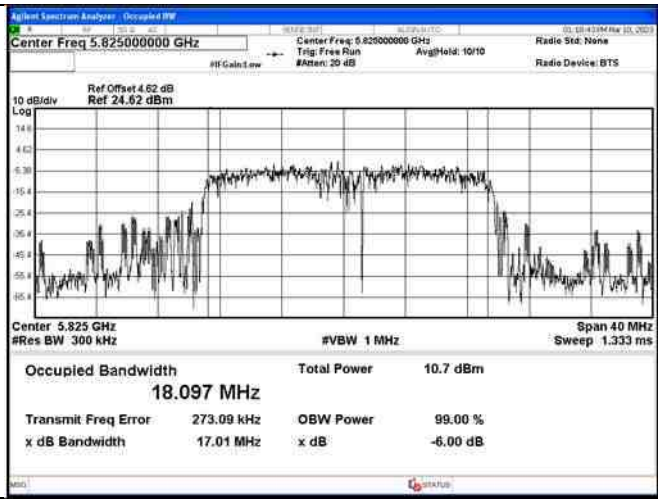
Agilent Spectrum Analyzer - Occupied BW
Center Freq 5.825000000 GHz
Center Freq: 5.825000000 GHz
Trig: Free Run
Avg|Hold: 10/10
#Atten: 20 dB
Radio Std: None
Radio Device: BTS
Ref Offset 4.62 dB
10 dB/div
Ref 24.62 dBm
Log
Center 5.825 GHz
#Res BW 300 kHz
#VBW 1 MHz
Span 40 MHz
Sweep 1.333 ms
Occupied Bandwidth
18.097 MHz
Total Power 10.7 dBm
Transmit Freq Error 273.09 kHz
OBW Power 99.00 %
x dB Bandwidth 17.01 MHz
x dB -6.00 dB

802.11n(HT40) mode:

Channel	Channel Frequency (MHz)	ANT1_Emission Bandwidth		ANT2_Emission Bandwidth	
		26dB Bandwidth (MHz)	99% Bandwidth (MHz)	26dB Bandwidth (MHz)	99% Bandwidth (MHz)
38	5190	40.21	35.8388	40.47	35.8037
46	5230	40.63	35.7183	39.86	35.8370
54	5270	40.09	35.6391	40.00	35.9954
62	5310	40.28	35.8044	39.92	36.0142
102	5510	40.48	35.9401	40.37	35.7248
110	5550	40.24	36.1394	39.72	35.7141
134	5670	47.99	35.9793	40.32	35.8530

Channel	Channel Frequency (MHz)	ANT1_Emission Bandwidth		ANT2_Emission Bandwidth	
		6dB Bandwidth (MHz)	99% Bandwidth (MHz)	6dB Bandwidth (MHz)	99% Bandwidth (MHz)
151	5755	34.38	35.8393	32.55	35.9300
159	5795	34.69	35.8352	32.65	36.0541

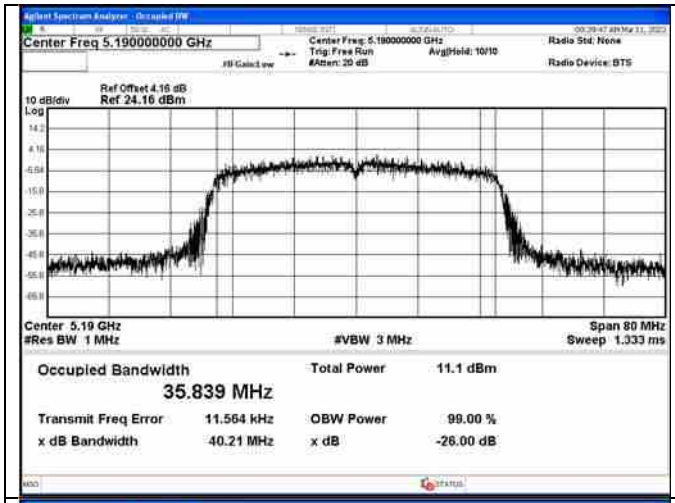

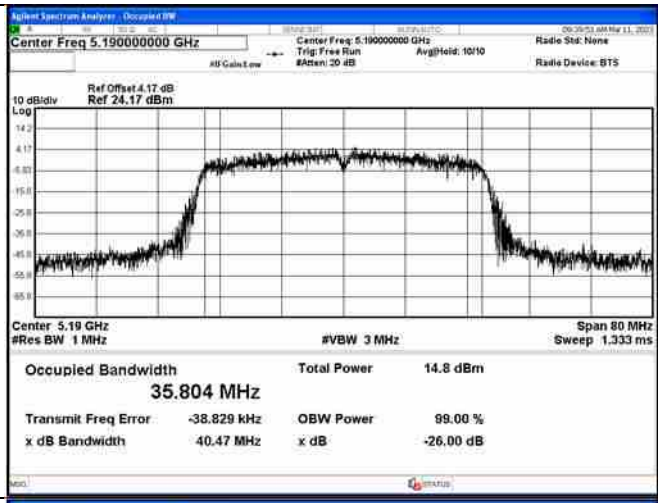

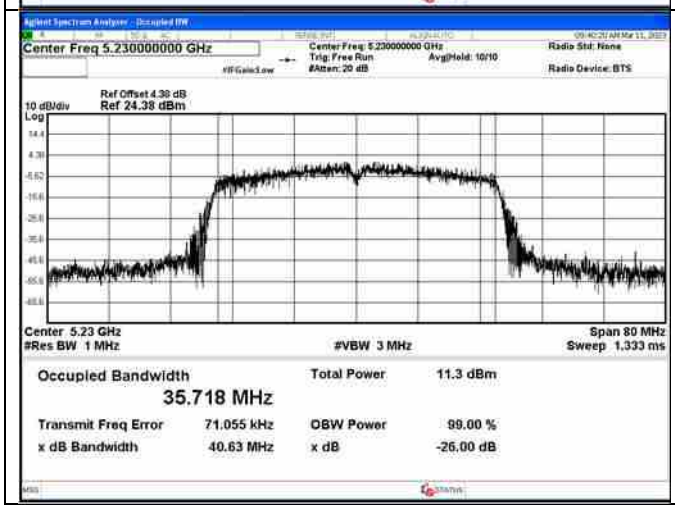

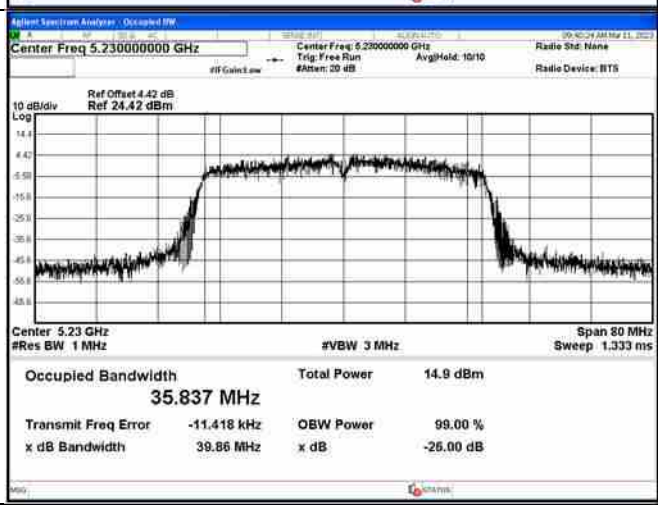

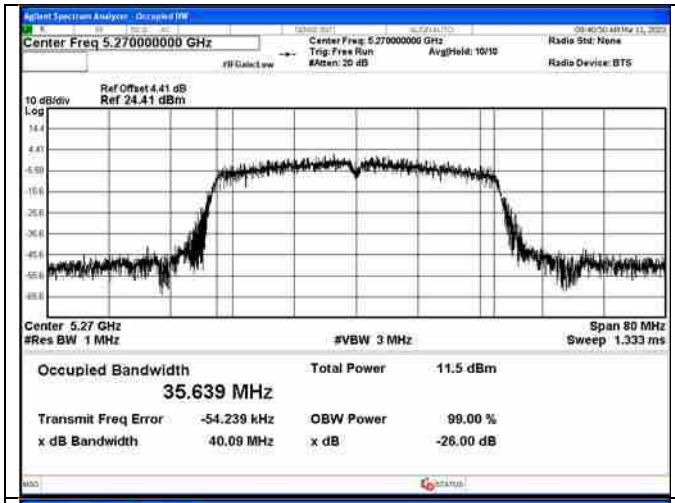
Agilent Spectrum Analyzer - Occupied BW
Center Freq 5.270000000 GHz
Center Freq: 5.270000000 GHz
Trig: Free Run
Avg|Hold: 10/10
#Atten: 20 dB
Radio Std: None
Radio Device: BTS
Ref Offset 4.41 dB
10 dB/div
Ref 24.41 dBm
Log
Center 5.27 GHz
#Res BW 1 MHz
#VBW 3 MHz
Span 80 MHz
Sweep 1.333 ms
Occupied Bandwidth
35.639 MHz
Total Power 11.5 dBm
Transmit Freq Error -54.239 kHz
OBW Power 99.00 %
x dB Bandwidth 40.09 MHz
x dB -26.00 dB

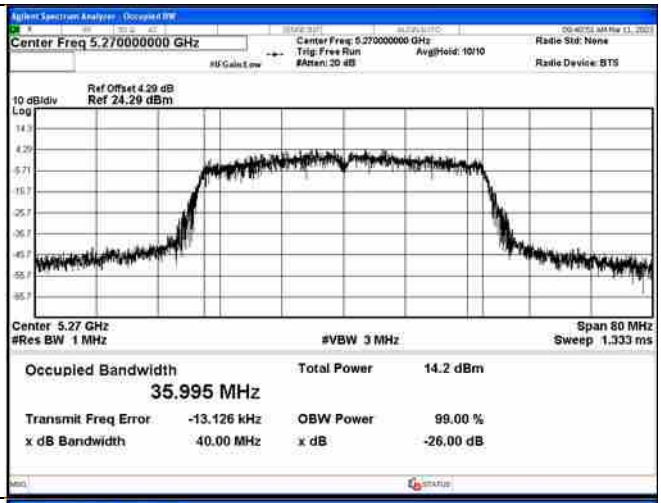
Agilent Spectrum Analyzer - Occupied BW
Center Freq 5.270000000 GHz
Center Freq: 5.270000000 GHz
Trig: Free Run
Avg|Hold: 10/10
#Atten: 20 dB
Radio Std: None
Radio Device: BTS
Ref Offset 4.29 dB
10 dB/div
Ref 24.29 dBm
Log
Center 5.27 GHz
#Res BW 1 MHz
#VBW 3 MHz
Span 80 MHz
Sweep 1.333 ms
Occupied Bandwidth
35.995 MHz
Total Power 14.2 dBm
Transmit Freq Error -13.126 kHz
OBW Power 99.00 %
x dB Bandwidth 40.00 MHz
x dB -26.00 dB

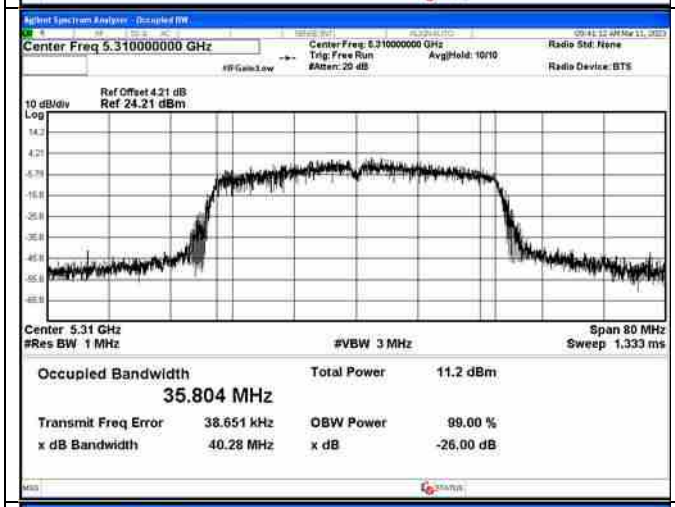
Agilent Spectrum Analyzer - Occupied BW
Center Freq 5.310000000 GHz
Center Freq: 5.310000000 GHz
Trig: Free Run
Avg|Hold: 10/10
#Atten: 20 dB
Radio Std: None
Radio Device: BTS
Ref Offset 4.21 dB
10 dB/div
Ref 24.21 dBm
Log
Center 5.31 GHz
#Res BW 1 MHz
#VBW 3 MHz
Span 80 MHz
Sweep 1.333 ms
Occupied Bandwidth
35.804 MHz
Total Power 11.2 dBm
Transmit Freq Error 38.651 kHz
OBW Power 99.00 %
x dB Bandwidth 40.28 MHz
x dB -26.00 dB

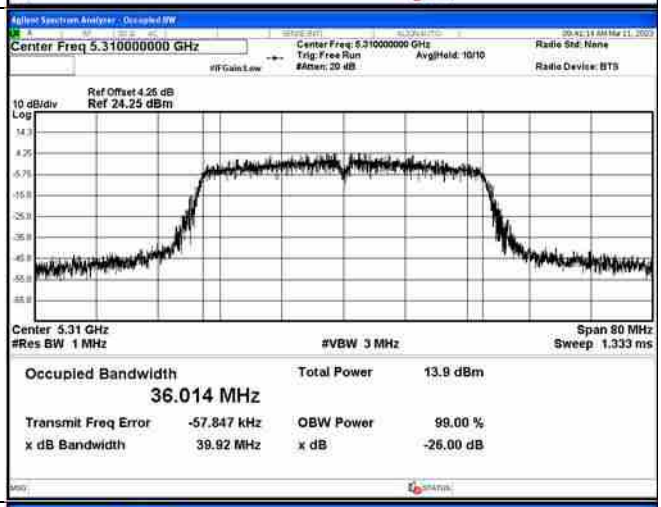
Agilent Spectrum Analyzer - Occupied BW
Center Freq 5.310000000 GHz
Center Freq: 5.310000000 GHz
Trig: Free Run
Avg|Hold: 10/10
#Atten: 20 dB
Radio Std: None
Radio Device: BTS
Ref Offset 4.25 dB
10 dB/div
Ref 24.25 dBm
Log
Center 5.31 GHz
#Res BW 1 MHz
#VBW 3 MHz
Span 80 MHz
Sweep 1.333 ms
Occupied Bandwidth
36.014 MHz
Total Power 13.9 dBm
Transmit Freq Error -57.847 kHz
OBW Power 99.00 %
x dB Bandwidth 39.92 MHz
x dB -26.00 dB

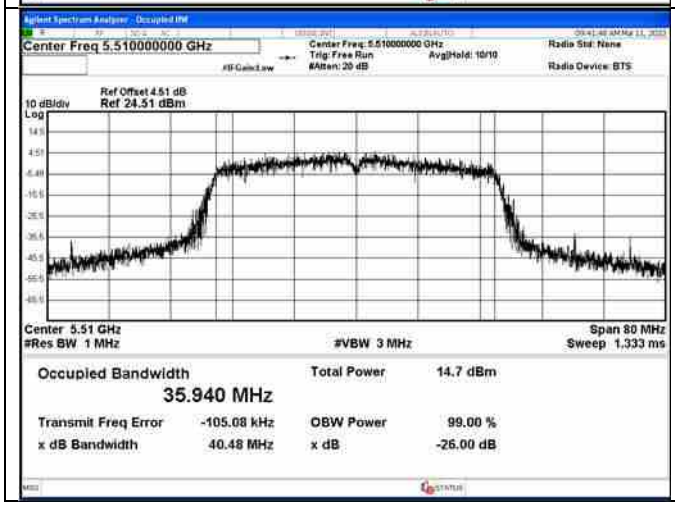
Agilent Spectrum Analyzer - Occupied BW
Center Freq 5.510000000 GHz
Center Freq: 5.510000000 GHz
Trig: Free Run
Avg|Hold: 10/10
#Atten: 20 dB
Radio Std: None
Radio Device: BTS
Ref Offset 4.51 dB
10 dB/div
Ref 24.51 dBm
Log
Center 5.51 GHz
#Res BW 1 MHz
#VBW 3 MHz
Span 80 MHz
Sweep 1.333 ms
Occupied Bandwidth
35.940 MHz
Total Power 14.7 dBm
Transmit Freq Error -105.08 kHz
OBW Power 99.00 %
x dB Bandwidth 40.48 MHz
x dB -26.00 dB

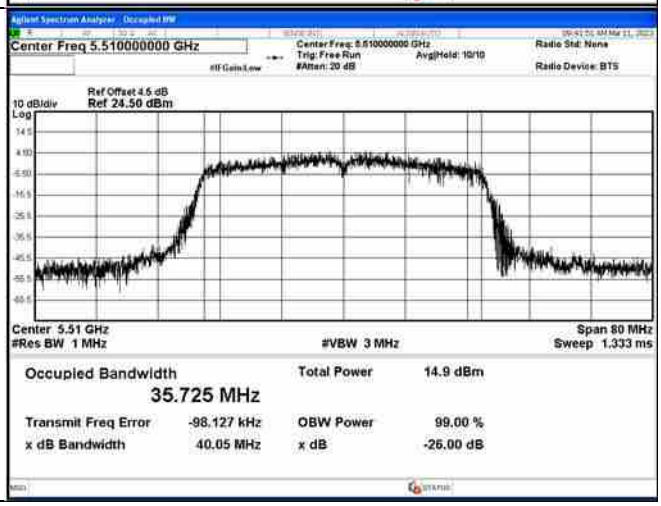
Agilent Spectrum Analyzer - Occupied BW
Center Freq 5.510000000 GHz
Center Freq: 5.510000000 GHz
Trig: Free Run
Avg|Hold: 10/10
#Atten: 20 dB
Radio Std: None
Radio Device: BTS
Ref Offset 4.5 dB
10 dB/div
Ref 24.50 dBm
Log
Center 5.51 GHz
#Res BW 1 MHz
#VBW 3 MHz
Span 80 MHz
Sweep 1.333 ms
Occupied Bandwidth
35.725 MHz
Total Power 14.9 dBm
Transmit Freq Error -98.127 kHz
OBW Power 99.00 %
x dB Bandwidth 40.05 MHz
x dB -26.00 dB

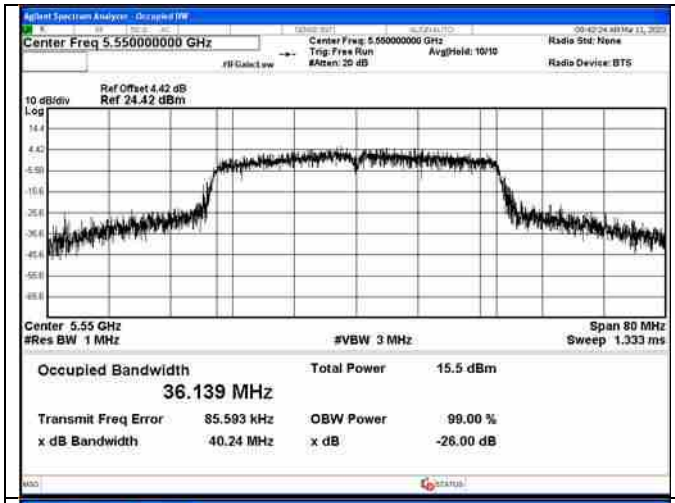
Agilent Spectrum Analyzer - Occupied BW
Center Freq 5.550000000 GHz
Center Freq: 5.550000000 GHz
Trig: Free Run
Avg|Hold: 10/10
#Atten: 20 dB
Radio Std: None
Radio Device: BTS
Ref Offset 4.42 dB
10 dB/div
Ref 24.42 dBm
Log
Center 5.55 GHz
#Res BW 1 MHz
#VBW 3 MHz
Span 80 MHz
Sweep 1.333 ms
Occupied Bandwidth
36.139 MHz
Total Power 15.5 dBm
Transmit Freq Error 85.593 kHz
OBW Power 99.00 %
x dB Bandwidth 40.24 MHz
x dB -26.00 dB

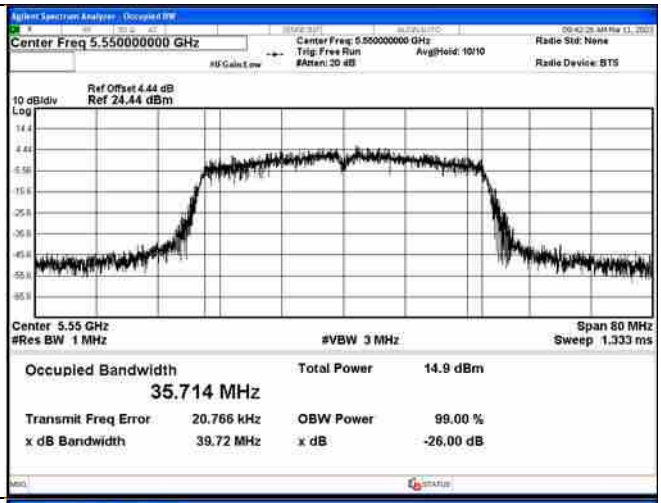
Agilent Spectrum Analyzer - Occupied BW
Center Freq 5.550000000 GHz
Center Freq: 5.550000000 GHz
Trig: Free Run
Avg|Hold: 10/10
#Atten: 20 dB
Radio Std: None
Radio Device: BTS
Ref Offset 4.44 dB
10 dB/div
Ref 24.44 dBm
Log
Center 5.55 GHz
#Res BW 1 MHz
#VBW 3 MHz
Span 80 MHz
Sweep 1.333 ms
Occupied Bandwidth
35.714 MHz
Total Power 14.9 dBm
Transmit Freq Error 20.766 kHz
OBW Power 99.00 %
x dB Bandwidth 39.72 MHz
x dB -26.00 dB

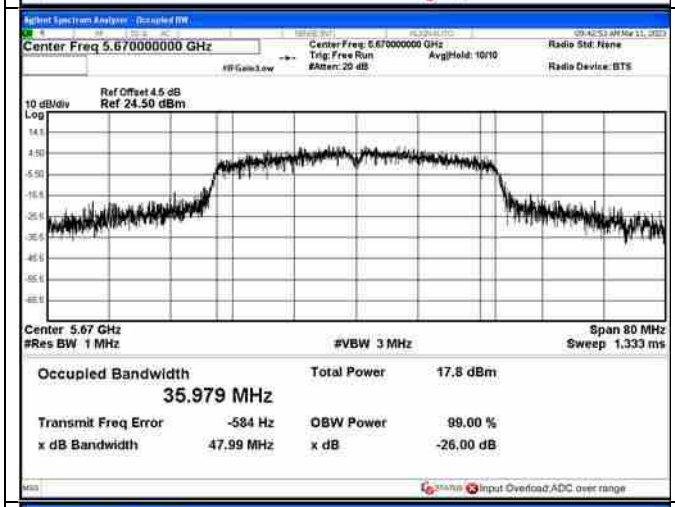
Agilent Spectrum Analyzer - Occupied BW
Center Freq 5.670000000 GHz
Center Freq: 5.670000000 GHz
Trig: Free Run
Avg|Hold: 10/10
#Atten: 20 dB
Radio Std: None
Radio Device: BTS
Ref Offset 4.5 dB
10 dB/div
Ref 24.50 dBm
Log
Center 5.67 GHz
#Res BW 1 MHz
#VBW 3 MHz
Span 80 MHz
Sweep 1.333 ms
Occupied Bandwidth
35.979 MHz
Total Power 17.8 dBm
Transmit Freq Error -584 Hz
OBW Power 99.00 %
x dB Bandwidth 47.99 MHz
x dB -26.00 dB
Input Overload;ADC over range

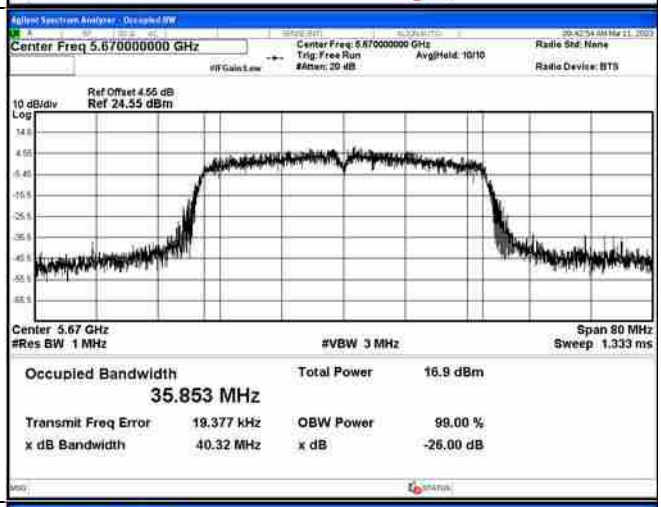
Agilent Spectrum Analyzer - Occupied BW
Center Freq 5.670000000 GHz
Center Freq: 5.670000000 GHz
Trig: Free Run
Avg|Hold: 10/10
#Atten: 20 dB
Radio Std: None
Radio Device: BTS
Ref Offset 4.55 dB
10 dB/div
Ref 24.55 dBm
Log
Center 5.67 GHz
#Res BW 1 MHz
#VBW 3 MHz
Span 80 MHz
Sweep 1.333 ms
Occupied Bandwidth
35.853 MHz
Total Power 16.9 dBm
Transmit Freq Error 19.377 kHz
OBW Power 99.00 %
x dB Bandwidth 40.32 MHz
x dB -26.00 dB

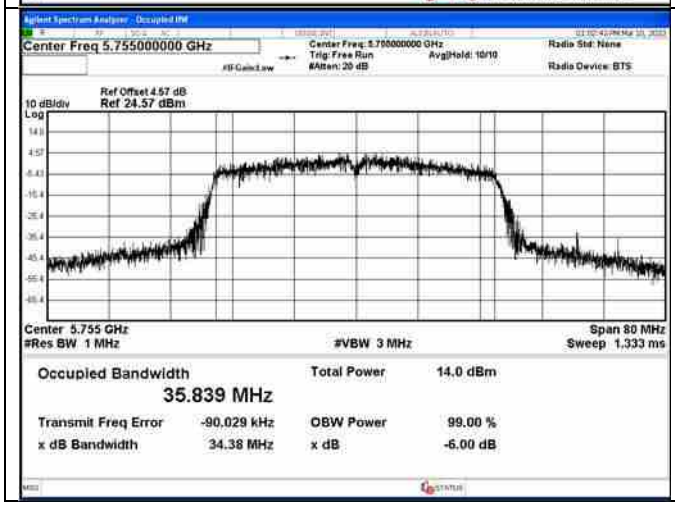
Agilent Spectrum Analyzer - Occupied BW
Center Freq 5.755000000 GHz
Center Freq: 5.755000000 GHz
Trig: Free Run
Avg|Hold: 10/10
#Atten: 20 dB
Radio Std: None
Radio Device: BTS
Ref Offset 4.57 dB
10 dB/div
Ref 24.57 dBm
Log
Center 5.755 GHz
#Res BW 1 MHz
#VBW 3 MHz
Span 80 MHz
Sweep 1.333 ms
Occupied Bandwidth
35.839 MHz
Total Power 14.0 dBm
Transmit Freq Error -90.029 kHz
OBW Power 99.00 %
x dB Bandwidth 34.38 MHz
x dB -6.00 dB

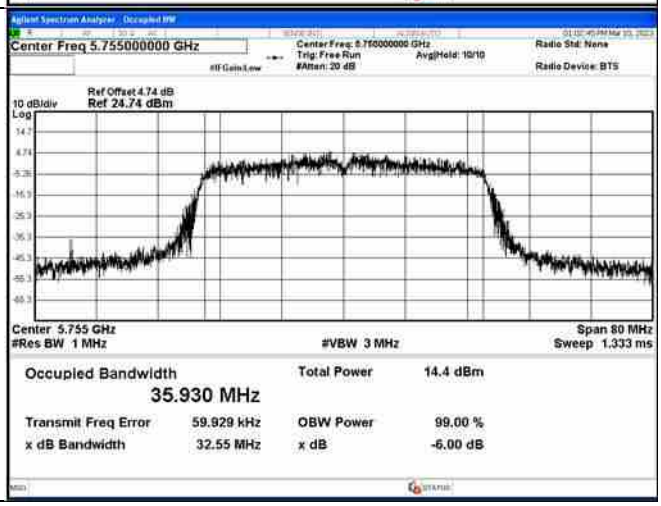
Agilent Spectrum Analyzer - Occupied BW
Center Freq 5.755000000 GHz
Center Freq: 5.755000000 GHz
Trig: Free Run
Avg|Hold: 10/10
#Atten: 20 dB
Radio Std: None
Radio Device: BTS
Ref Offset 4.74 dB
10 dB/div
Ref 24.74 dBm
Log
Center 5.755 GHz
#Res BW 1 MHz
#VBW 3 MHz
Span 80 MHz
Sweep 1.333 ms
Occupied Bandwidth
35.930 MHz
Total Power 14.4 dBm
Transmit Freq Error 59.929 kHz
OBW Power 99.00 %
x dB Bandwidth 32.55 MHz
x dB -6.00 dB

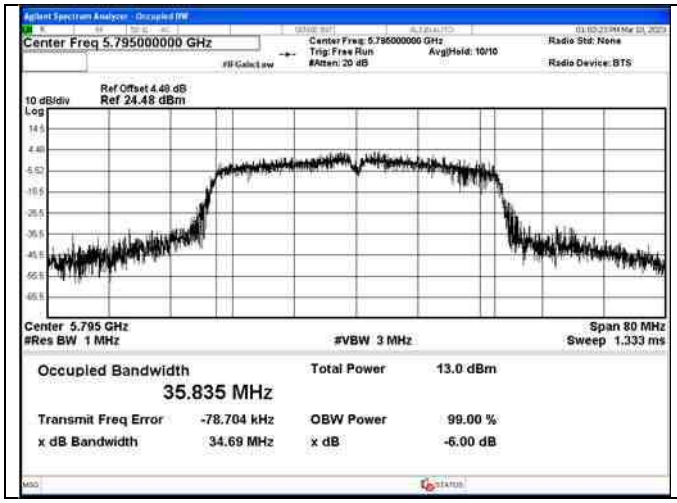
Agilent Spectrum Analyzer - Occupied BW
Center Freq 5.795000000 GHz
Center Freq: 5.795000000 GHz
Trig: Free Run
Avg|Hold: 10/10
#Atten: 20 dB
Radio Std: None
Radio Device: BTS
Ref Offset 4.48 dB
10 dB/div
Ref 24.48 dBm
Log
Center 5.795 GHz
#Res BW 1 MHz
#VBW 3 MHz
Span 80 MHz
Sweep 1.333 ms
Occupied Bandwidth
35.835 MHz
Total Power 13.0 dBm
Transmit Freq Error -78.704 kHz
OBW Power 99.00 %
x dB Bandwidth 34.69 MHz
x dB -6.00 dB

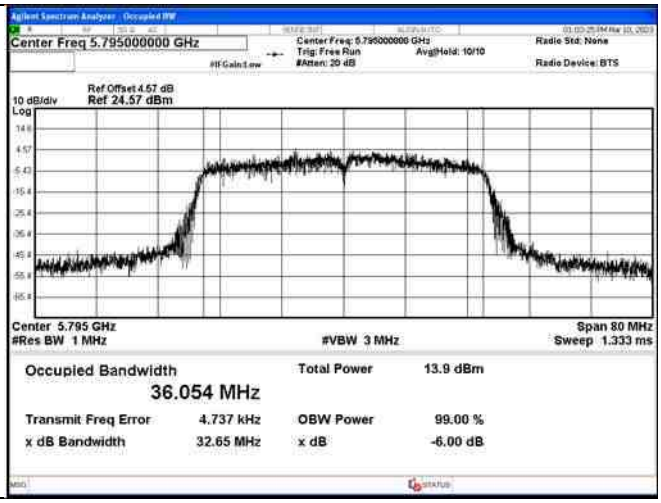
Agilent Spectrum Analyzer - Occupied BW
Center Freq 5.795000000 GHz
Center Freq: 5.795000000 GHz
Trig: Free Run
Avg|Hold: 10/10
#Atten: 20 dB
Radio Std: None
Radio Device: BTS
Ref Offset 4.57 dB
10 dB/div
Ref 24.57 dBm
Log
Center 5.795 GHz
#Res BW 1 MHz
#VBW 3 MHz
Span 80 MHz
Sweep 1.333 ms
Occupied Bandwidth
36.054 MHz
Total Power 13.9 dBm
Transmit Freq Error 4.737 kHz
OBW Power 99.00 %
x dB Bandwidth 32.65 MHz
x dB -6.00 dB

802.11ac(VHT40) mode:

Channel	Channel Frequency (MHz)	ANT1_Emission Bandwidth		ANT2_Emission Bandwidth	
		26dB Bandwidth (MHz)	99% Bandwidth (MHz)	26dB Bandwidth (MHz)	99% Bandwidth (MHz)
38	5190	40.34	35.7948	39.54	35.8881
46	5230	40.44	35.9043	39.86	35.9685
54	5270	39.50	35.7513	40.10	35.8671
62	5310	40.03	35.7519	40.50	35.9297
102	5510	40.26	35.9805	39.87	36.0737
110	5550	40.77	35.9486	39.36	35.8911
134	5670	40.52	35.894	39.71	35.8328

Channel	Channel Frequency (MHz)	ANT1_Emission Bandwidth		ANT2_Emission Bandwidth	
		6dB Bandwidth (MHz)	99% Bandwidth (MHz)	6dB Bandwidth (MHz)	99% Bandwidth (MHz)
151	5755	34.81	35.9422	35.14	35.9088
159	5795	34.99	36.0547	34.00	35.7800

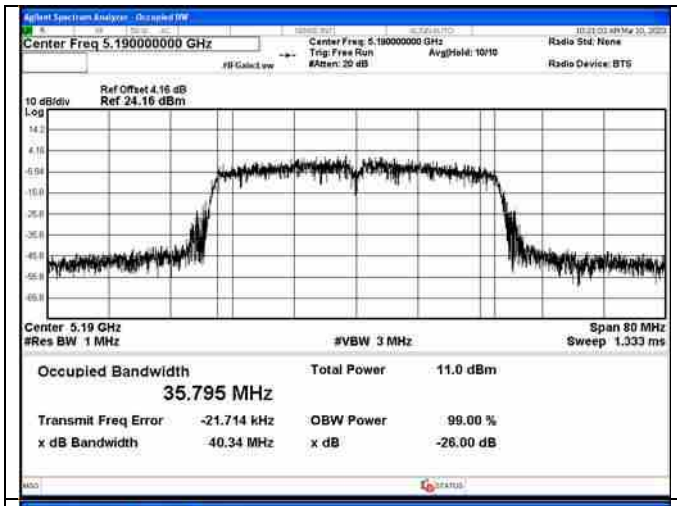

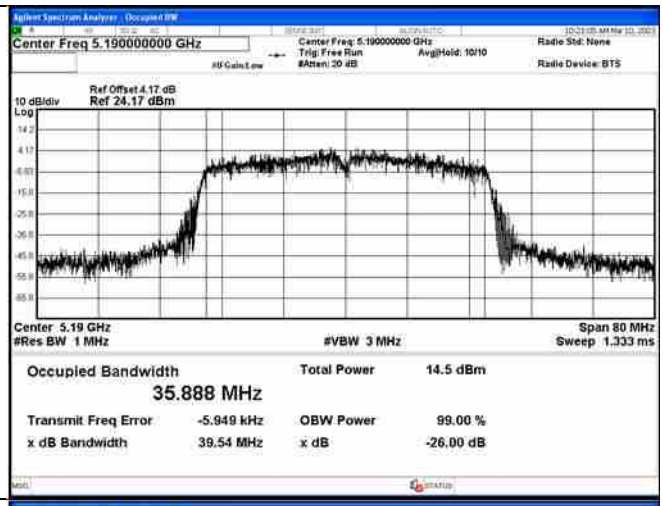

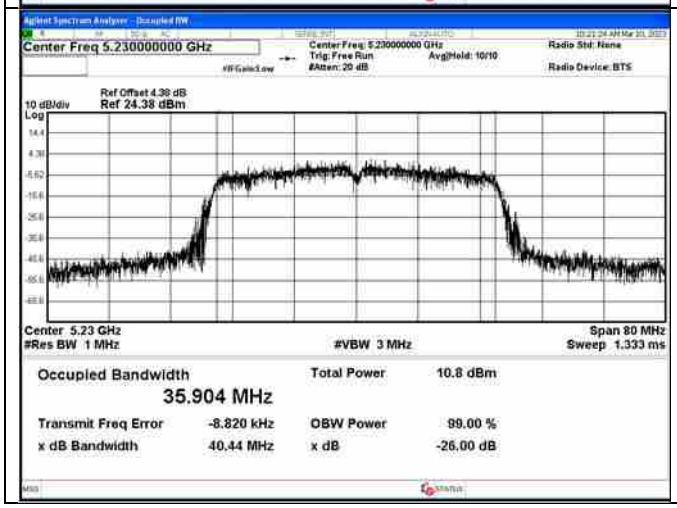

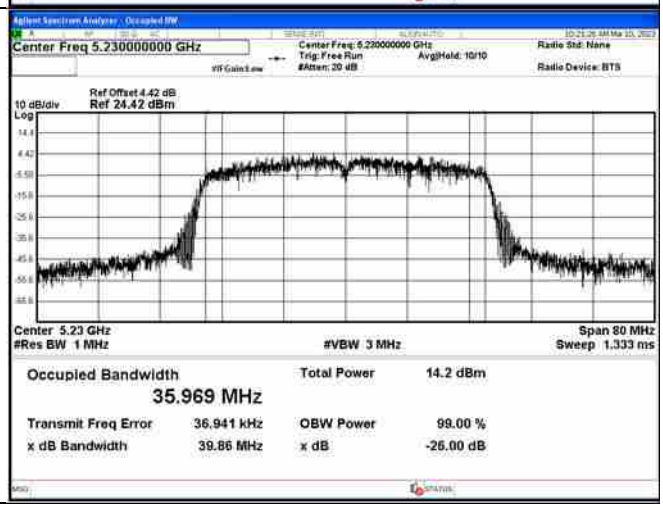

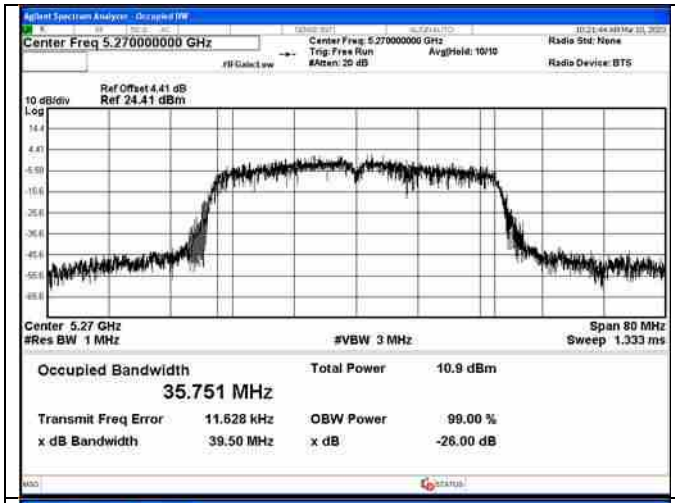
Agilent Spectrum Analyzer - Occupied BW
Center Freq 5.270000000 GHz
Center Freq: 5.270000000 GHz
Trig: Free Run
Avg|Hold: 10/10
#Atten: 20 dB
Radio Std: None
Radio Device: BTS
Ref Offset 4.41 dB
10 dB/div
Ref 24.41 dBm
Log
Center 5.27 GHz
#Res BW 1 MHz
#VBW 3 MHz
Span 80 MHz
Sweep 1.333 ms
Occupied Bandwidth
35.751 MHz
Total Power 10.9 dBm
Transmit Freq Error 11.628 kHz
OBW Power 99.00 %
x dB Bandwidth 39.50 MHz
x dB -26.00 dB

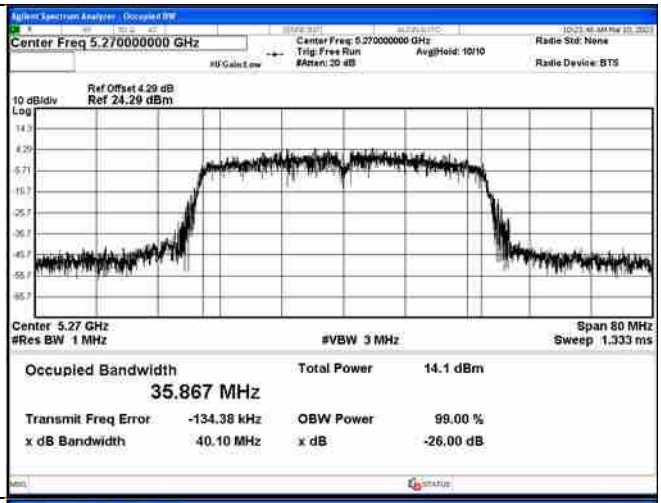
Agilent Spectrum Analyzer - Occupied BW
Center Freq 5.270000000 GHz
Center Freq: 5.270000000 GHz
Trig: Free Run
Avg|Hold: 10/10
#Atten: 20 dB
Radio Std: None
Radio Device: BTS
Ref Offset 4.29 dB
10 dB/div
Ref 24.29 dBm
Log
Center 5.27 GHz
#Res BW 1 MHz
#VBW 3 MHz
Span 80 MHz
Sweep 1.333 ms
Occupied Bandwidth
35.867 MHz
Total Power 14.1 dBm
Transmit Freq Error -134.38 kHz
OBW Power 99.00 %
x dB Bandwidth 40.10 MHz
x dB -26.00 dB

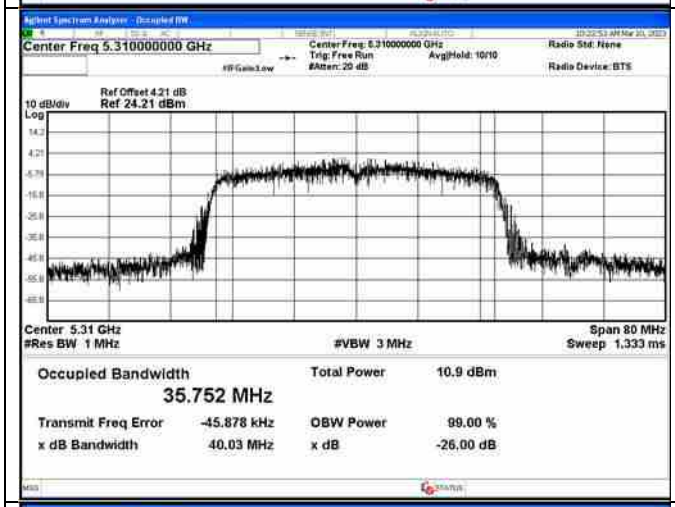
Agilent Spectrum Analyzer - Occupied BW
Center Freq 5.310000000 GHz
Center Freq: 5.310000000 GHz
Trig: Free Run
Avg|Hold: 10/10
#Atten: 20 dB
Radio Std: None
Radio Device: BTS
Ref Offset 4.21 dB
10 dB/div
Ref 24.21 dBm
Log
Center 5.31 GHz
#Res BW 1 MHz
#VBW 3 MHz
Span 80 MHz
Sweep 1.333 ms
Occupied Bandwidth
35.752 MHz
Total Power 10.9 dBm
Transmit Freq Error -45.878 kHz
OBW Power 99.00 %
x dB Bandwidth 40.03 MHz
x dB -26.00 dB

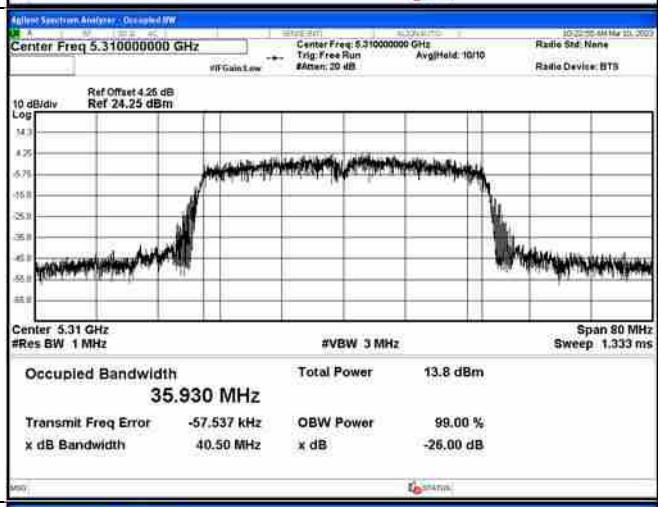
Agilent Spectrum Analyzer - Occupied BW
Center Freq 5.310000000 GHz
Center Freq: 5.310000000 GHz
Trig: Free Run
Avg|Hold: 10/10
#Atten: 20 dB
Radio Std: None
Radio Device: BTS
Ref Offset 4.25 dB
10 dB/div
Ref 24.25 dBm
Log
Center 5.31 GHz
#Res BW 1 MHz
#VBW 3 MHz
Span 80 MHz
Sweep 1.333 ms
Occupied Bandwidth
35.930 MHz
Total Power 13.8 dBm
Transmit Freq Error -57.537 kHz
OBW Power 99.00 %
x dB Bandwidth 40.50 MHz
x dB -26.00 dB

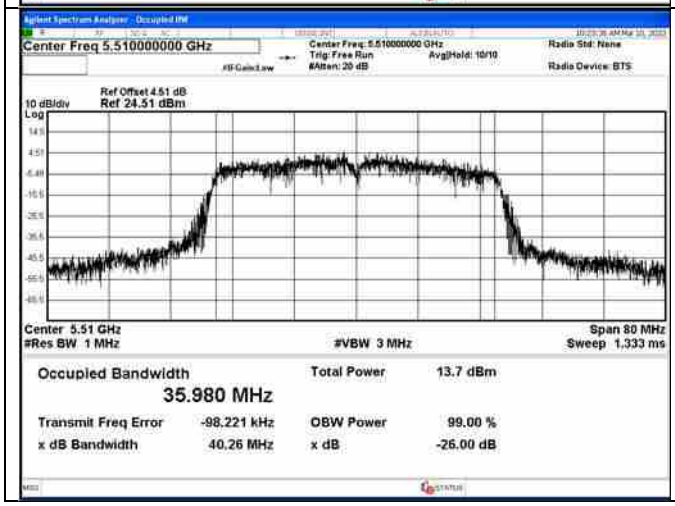
Agilent Spectrum Analyzer - Occupied BW
Center Freq 5.510000000 GHz
Center Freq: 5.510000000 GHz
Trig: Free Run
Avg|Hold: 10/10
#Atten: 20 dB
Radio Std: None
Radio Device: BTS
Ref Offset 4.51 dB
10 dB/div
Ref 24.51 dBm
Log
Center 5.51 GHz
#Res BW 1 MHz
#VBW 3 MHz
Span 80 MHz
Sweep 1.333 ms
Occupied Bandwidth
35.980 MHz
Total Power 13.7 dBm
Transmit Freq Error -98.221 kHz
OBW Power 99.00 %
x dB Bandwidth 40.26 MHz
x dB -26.00 dB

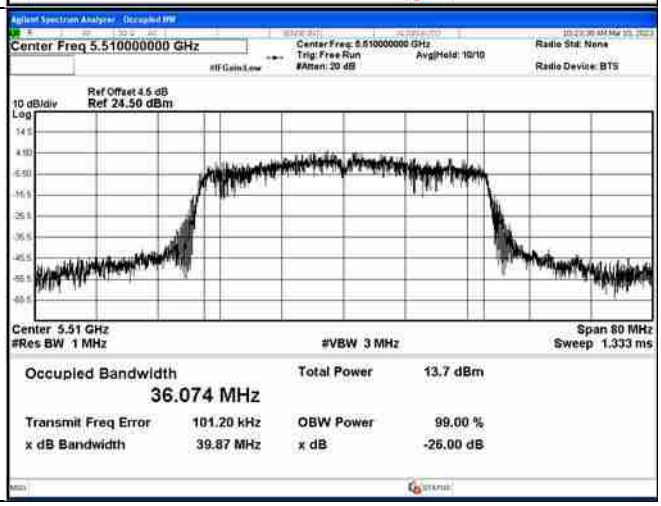
Agilent Spectrum Analyzer - Occupied BW
Center Freq 5.510000000 GHz
Center Freq: 5.510000000 GHz
Trig: Free Run
Avg|Hold: 10/10
#Atten: 20 dB
Radio Std: None
Radio Device: BTS
Ref Offset 4.5 dB
10 dB/div
Ref 24.50 dBm
Log
Center 5.51 GHz
#Res BW 1 MHz
#VBW 3 MHz
Span 80 MHz
Sweep 1.333 ms
Occupied Bandwidth
36.074 MHz
Total Power 13.7 dBm
Transmit Freq Error 101.20 kHz
OBW Power 99.00 %
x dB Bandwidth 39.87 MHz
x dB -26.00 dB

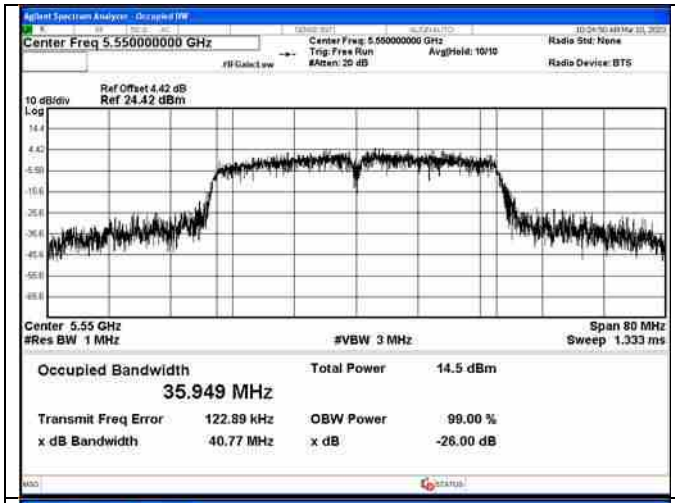
Agilent Spectrum Analyzer - Occupied BW
Center Freq 5.550000000 GHz
Center Freq: 5.550000000 GHz
Trig: Free Run
Avg|Hold: 10/10
#Atten: 20 dB
Radio Std: None
Radio Device: BTS
Ref Offset 4.42 dB
10 dB/div
Ref 24.42 dBm
Log
Center 5.55 GHz
#Res BW 1 MHz
#VBW 3 MHz
Span 80 MHz
Sweep 1.333 ms
Occupied Bandwidth
35.949 MHz
Total Power 14.5 dBm
Transmit Freq Error 122.89 kHz
OBW Power 99.00 %
x dB Bandwidth 40.77 MHz
x dB -26.00 dB

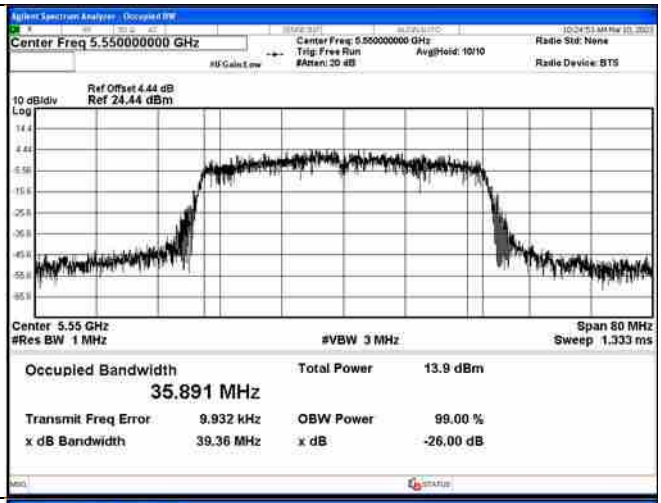
Agilent Spectrum Analyzer - Occupied BW
Center Freq 5.550000000 GHz
Center Freq: 5.550000000 GHz
Trig: Free Run
Avg|Hold: 10/10
#Atten: 20 dB
Radio Std: None
Radio Device: BTS
Ref Offset 4.44 dB
10 dB/div
Ref 24.44 dBm
Log
Center 5.55 GHz
#Res BW 1 MHz
#VBW 3 MHz
Span 80 MHz
Sweep 1.333 ms
Occupied Bandwidth
35.891 MHz
Total Power 13.9 dBm
Transmit Freq Error 9.932 kHz
OBW Power 99.00 %
x dB Bandwidth 39.36 MHz
x dB -26.00 dB

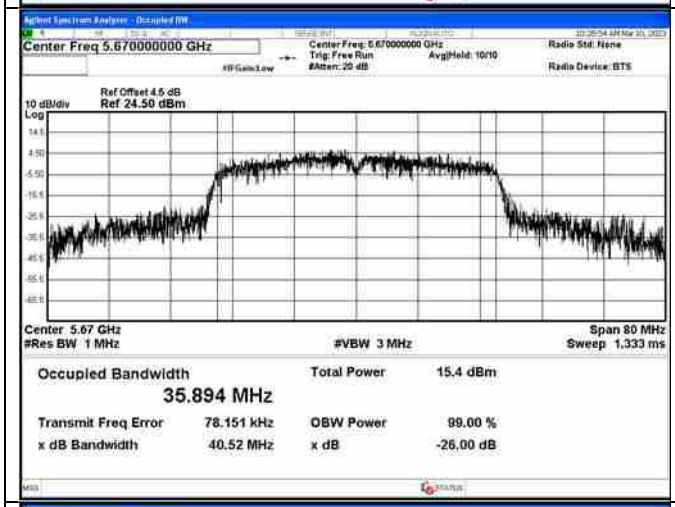
Agilent Spectrum Analyzer - Occupied BW
Center Freq 5.670000000 GHz
Center Freq: 5.670000000 GHz
Trig: Free Run
Avg|Hold: 10/10
#Atten: 20 dB
Radio Std: None
Radio Device: BTS
Ref Offset 4.5 dB
10 dB/div
Ref 24.50 dBm
Log
Center 5.67 GHz
#Res BW 1 MHz
#VBW 3 MHz
Span 80 MHz
Sweep 1.333 ms
Occupied Bandwidth
35.894 MHz
Total Power 15.4 dBm
Transmit Freq Error 78.151 kHz
OBW Power 99.00 %
x dB Bandwidth 40.52 MHz
x dB -26.00 dB

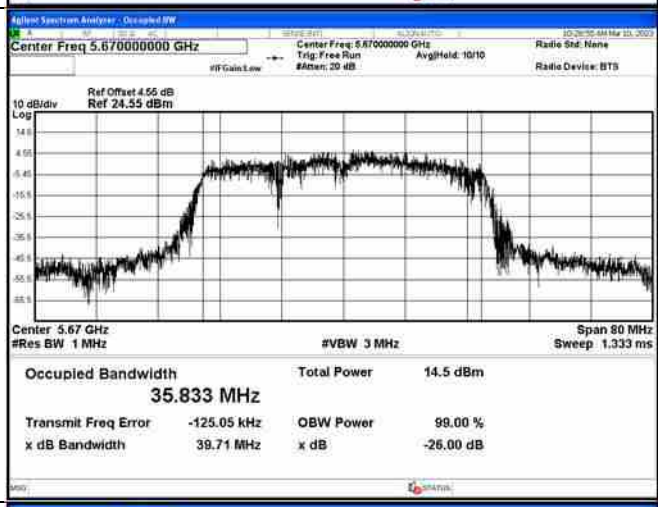
Agilent Spectrum Analyzer - Occupied BW
Center Freq 5.670000000 GHz
Center Freq: 5.670000000 GHz
Trig: Free Run
Avg|Hold: 10/10
#Atten: 20 dB
Radio Std: None
Radio Device: BTS
Ref Offset 4.55 dB
10 dB/div
Ref 24.55 dBm
Log
Center 5.67 GHz
#Res BW 1 MHz
#VBW 3 MHz
Span 80 MHz
Sweep 1.333 ms
Occupied Bandwidth
35.833 MHz
Total Power 14.5 dBm
Transmit Freq Error -125.05 kHz
OBW Power 99.00 %
x dB Bandwidth 39.71 MHz
x dB -26.00 dB

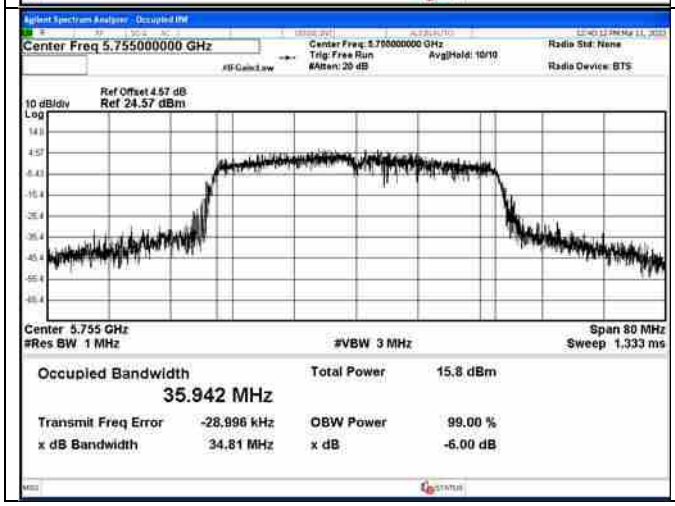
Agilent Spectrum Analyzer - Occupied BW
Center Freq 5.755000000 GHz
Center Freq: 5.755000000 GHz
Trig: Free Run
Avg|Hold: 10/10
#Atten: 20 dB
Radio Std: None
Radio Device: BTS
Ref Offset 4.57 dB
10 dB/div
Ref 24.57 dBm
Log
Center 5.755 GHz
#Res BW 1 MHz
#VBW 3 MHz
Span 80 MHz
Sweep 1.333 ms
Occupied Bandwidth
35.942 MHz
Total Power 15.8 dBm
Transmit Freq Error -28.996 kHz
OBW Power 99.00 %
x dB Bandwidth 34.81 MHz
x dB -6.00 dB

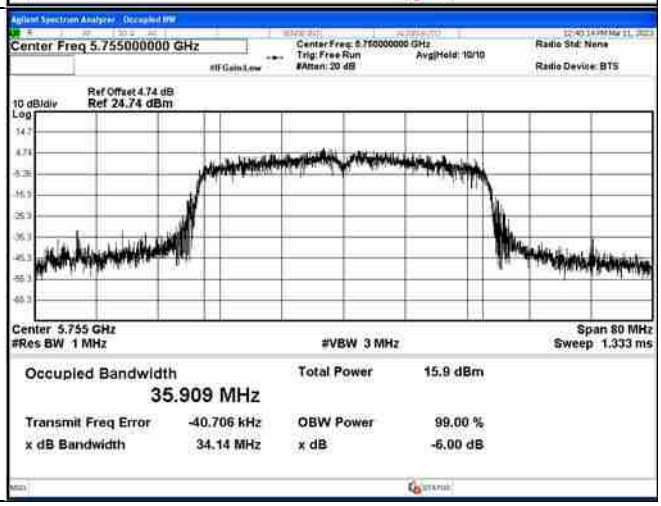
Agilent Spectrum Analyzer - Occupied BW
Center Freq 5.755000000 GHz
Center Freq: 5.755000000 GHz
Trig: Free Run
Avg|Hold: 10/10
#Atten: 20 dB
Radio Std: None
Radio Device: BTS
Ref Offset 4.74 dB
10 dB/div
Ref 24.74 dBm
Log
Center 5.755 GHz
#Res BW 1 MHz
#VBW 3 MHz
Span 80 MHz
Sweep 1.333 ms
Occupied Bandwidth
35.909 MHz
Total Power 15.9 dBm
Transmit Freq Error -40.706 kHz
OBW Power 99.00 %
x dB Bandwidth 34.14 MHz
x dB -6.00 dB

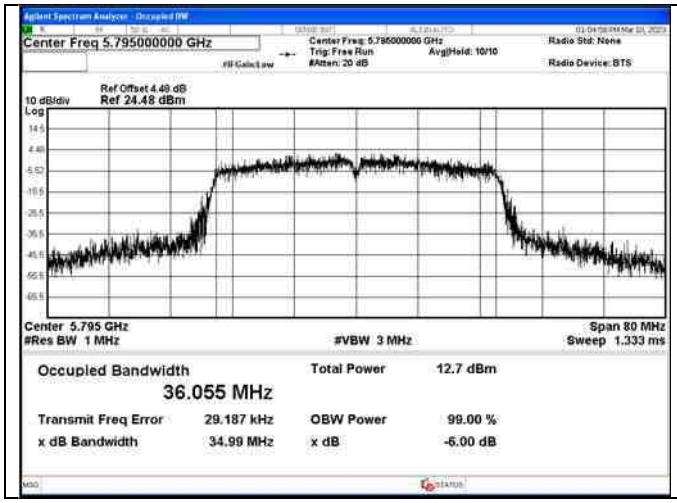
Agilent Spectrum Analyzer - Occupied BW
Center Freq 5.795000000 GHz
Center Freq: 5.795000000 GHz
Trig: Free Run
Avg|Hold: 10/10
#Atten: 20 dB
Radio Std: None
Radio Device: BTS
Ref Offset 4.48 dB
10 dB/div
Ref 24.48 dBm
Log
Center 5.795 GHz
#Res BW 1 MHz
#VBW 3 MHz
Span 80 MHz
Sweep 1.333 ms
Occupied Bandwidth
36.055 MHz
Total Power 12.7 dBm
Transmit Freq Error 29.187 kHz
OBW Power 99.00 %
x dB Bandwidth 34.99 MHz
x dB -6.00 dB

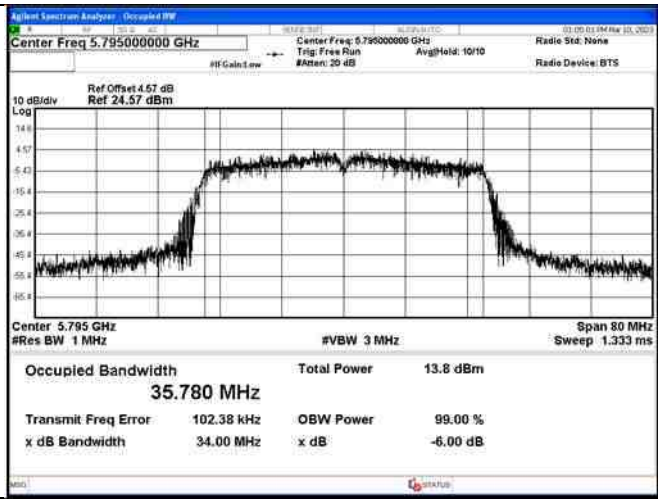
Agilent Spectrum Analyzer - Occupied BW
Center Freq 5.795000000 GHz
Center Freq: 5.795000000 GHz
Trig: Free Run
Avg|Hold: 10/10
#Atten: 20 dB
Radio Std: None
Radio Device: BTS
Ref Offset 4.57 dB
10 dB/div
Ref 24.57 dBm
Log
Center 5.795 GHz
#Res BW 1 MHz
#VBW 3 MHz
Span 80 MHz
Sweep 1.333 ms
Occupied Bandwidth
35.780 MHz
Total Power 13.8 dBm
Transmit Freq Error 102.38 kHz
OBW Power 99.00 %
x dB Bandwidth 34.00 MHz
x dB -6.00 dB

802.11ax(HE40) mode:

Channel	Channel Frequency (MHz)	ANT1_Emission Bandwidth		ANT2_Emission Bandwidth	
		26dB Bandwidth (MHz)	99% Bandwidth (MHz)	26dB Bandwidth (MHz)	99% Bandwidth (MHz)
38	5190	40.25	37.5269	39.93	37.5304
46	5230	40.22	37.5249	39.86	37.5014
54	5270	39.93	37.5613	40.00	37.5612
62	5310	39.87	37.3882	39.83	37.4386
102	5510	40.15	37.552	39.86	37.5809
110	5550	39.92	37.5327	39.52	37.586
134	5670	39.99	35.9574	38.94	35.9924

Channel	Channel Frequency (MHz)	ANT1_Emission Bandwidth		ANT2_Emission Bandwidth	
		6dB Bandwidth (MHz)	99% Bandwidth (MHz)	6dB Bandwidth (MHz)	99% Bandwidth (MHz)
151	5755	33.10	37.6576	36.96	37.7048
159	5795	34.52	37.4725	33.94	36.9168

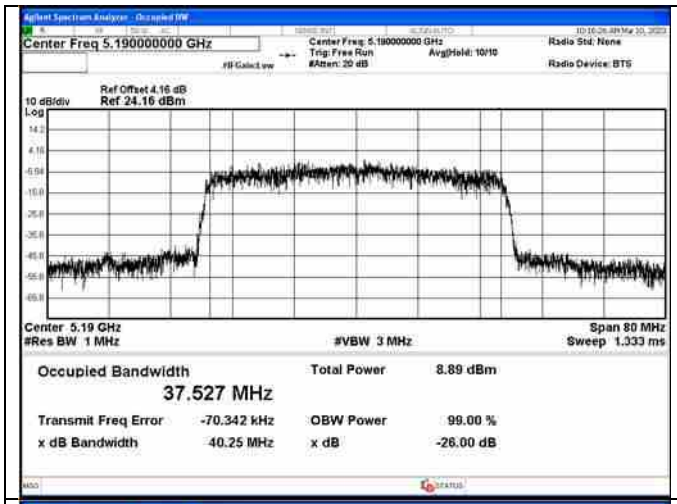

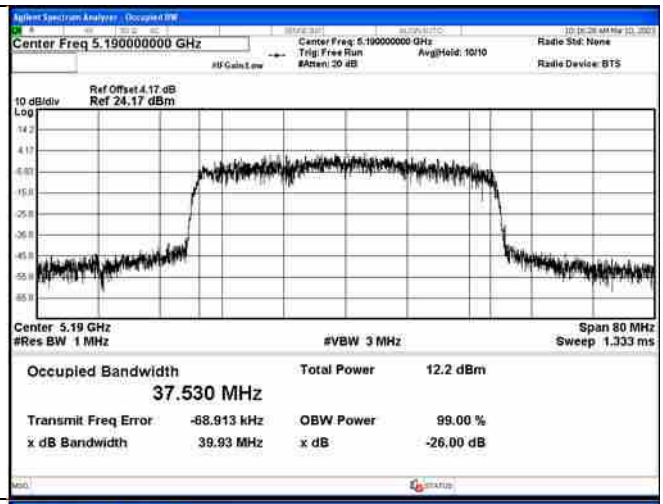

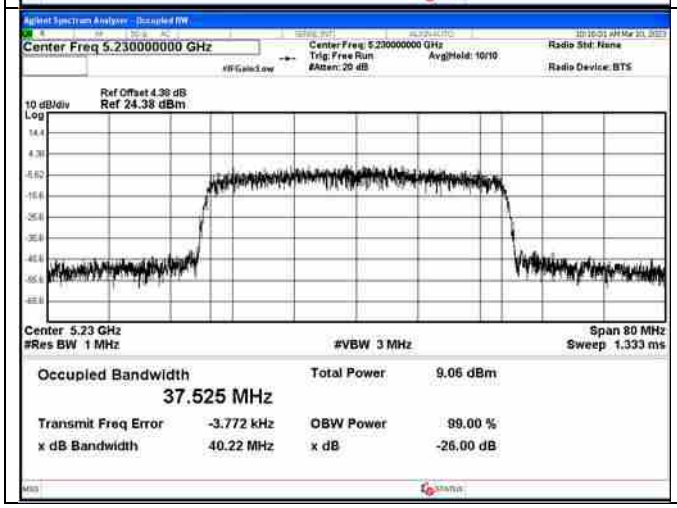

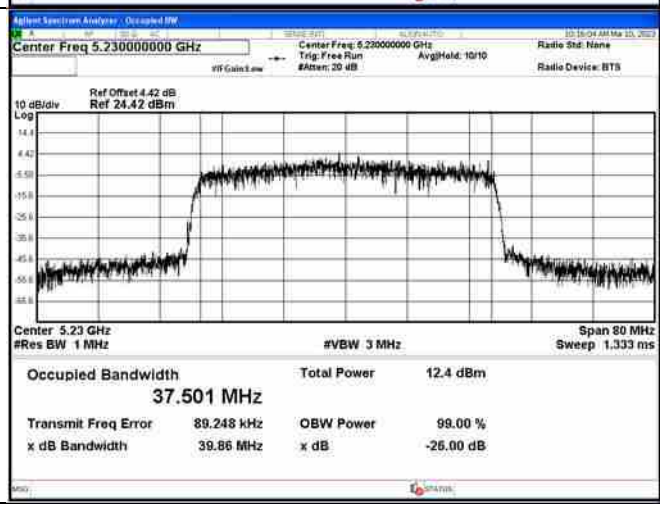

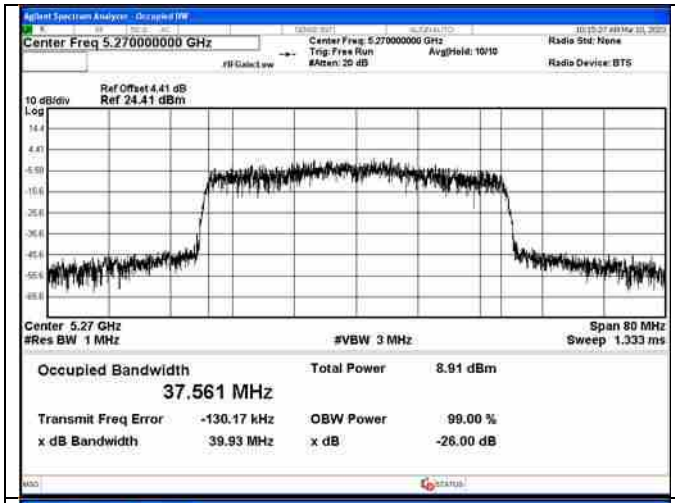
Agilent Spectrum Analyzer - Occupied BW
Center Freq 5.270000000 GHz
Center Freq: 5.270000000 GHz
Trig: Free Run
Avg|Hold: 10/10
#Atten: 20 dB
Radio Std: None
Radio Device: BTS
Ref Offset 4.41 dB
10 dB/div
Ref 24.41 dBm
Log
Center 5.27 GHz
#Res BW 1 MHz
#VBW 3 MHz
Span 80 MHz
Sweep 1.333 ms
Occupied Bandwidth
37.561 MHz
Total Power 8.91 dBm
Transmit Freq Error -130.17 kHz
OBW Power 99.00 %
x dB Bandwidth 39.93 MHz
x dB -26.00 dB

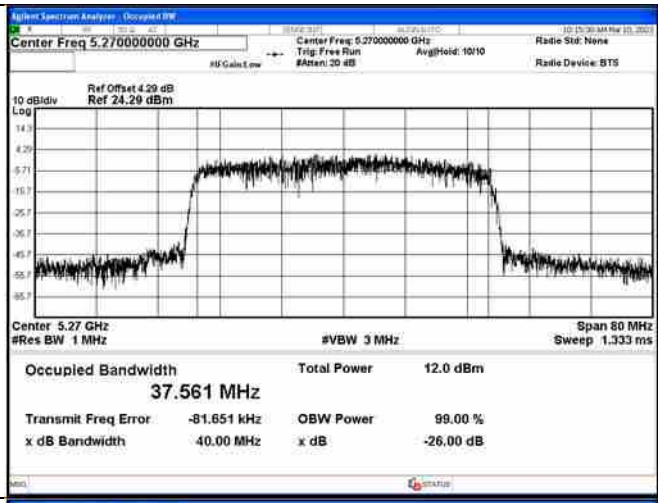
Agilent Spectrum Analyzer - Occupied BW
Center Freq 5.270000000 GHz
Center Freq: 5.270000000 GHz
Trig: Free Run
Avg|Hold: 10/10
#Atten: 20 dB
Radio Std: None
Radio Device: BTS
Ref Offset 4.29 dB
10 dB/div
Ref 24.29 dBm
Log
Center 5.27 GHz
#Res BW 1 MHz
#VBW 3 MHz
Span 80 MHz
Sweep 1.333 ms
Occupied Bandwidth
37.561 MHz
Total Power 12.0 dBm
Transmit Freq Error -81.651 kHz
OBW Power 99.00 %
x dB Bandwidth 40.00 MHz
x dB -26.00 dB

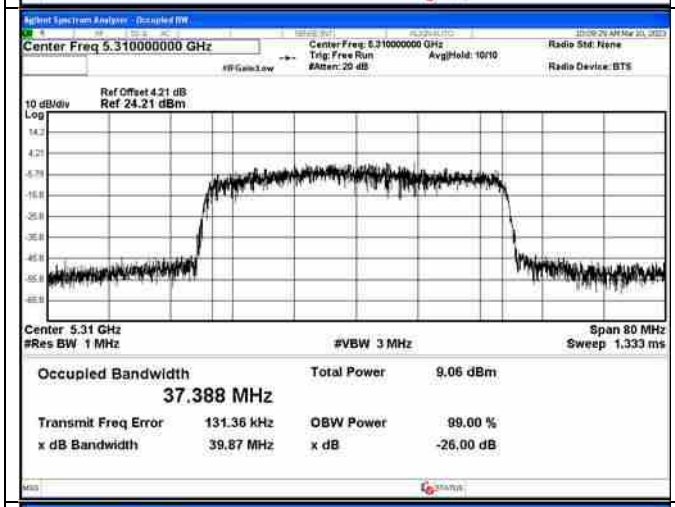
Agilent Spectrum Analyzer - Occupied BW
Center Freq 5.310000000 GHz
Center Freq: 5.310000000 GHz
Trig: Free Run
Avg|Hold: 10/10
#Atten: 20 dB
Radio Std: None
Radio Device: BTS
Ref Offset 4.21 dB
10 dB/div
Ref 24.21 dBm
Log
Center 5.31 GHz
#Res BW 1 MHz
#VBW 3 MHz
Span 80 MHz
Sweep 1.333 ms
Occupied Bandwidth
37.388 MHz
Total Power 9.06 dBm
Transmit Freq Error 131.36 kHz
OBW Power 99.00 %
x dB Bandwidth 39.87 MHz
x dB -26.00 dB

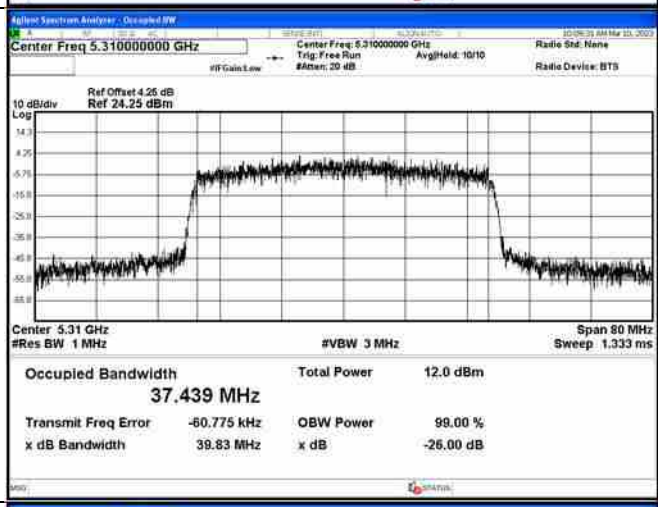
Agilent Spectrum Analyzer - Occupied BW
Center Freq 5.310000000 GHz
Center Freq: 5.310000000 GHz
Trig: Free Run
Avg|Hold: 10/10
#Atten: 20 dB
Radio Std: None
Radio Device: BTS
Ref Offset 4.25 dB
10 dB/div
Ref 24.25 dBm
Log
Center 5.31 GHz
#Res BW 1 MHz
#VBW 3 MHz
Span 80 MHz
Sweep 1.333 ms
Occupied Bandwidth
37.439 MHz
Total Power 12.0 dBm
Transmit Freq Error -60.775 kHz
OBW Power 99.00 %
x dB Bandwidth 39.83 MHz
x dB -26.00 dB

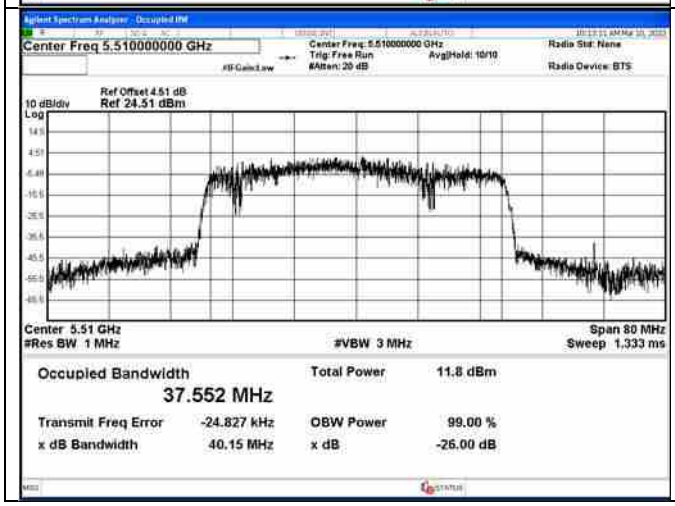
Agilent Spectrum Analyzer - Occupied BW
Center Freq 5.510000000 GHz
Center Freq: 5.510000000 GHz
Trig: Free Run
Avg|Hold: 10/10
#Atten: 20 dB
Radio Std: None
Radio Device: BTS
Ref Offset 4.51 dB
10 dB/div
Ref 24.51 dBm
Log
Center 5.51 GHz
#Res BW 1 MHz
#VBW 3 MHz
Span 80 MHz
Sweep 1.333 ms
Occupied Bandwidth
37.552 MHz
Total Power 11.8 dBm
Transmit Freq Error -24.827 kHz
OBW Power 99.00 %
x dB Bandwidth 40.15 MHz
x dB -26.00 dB

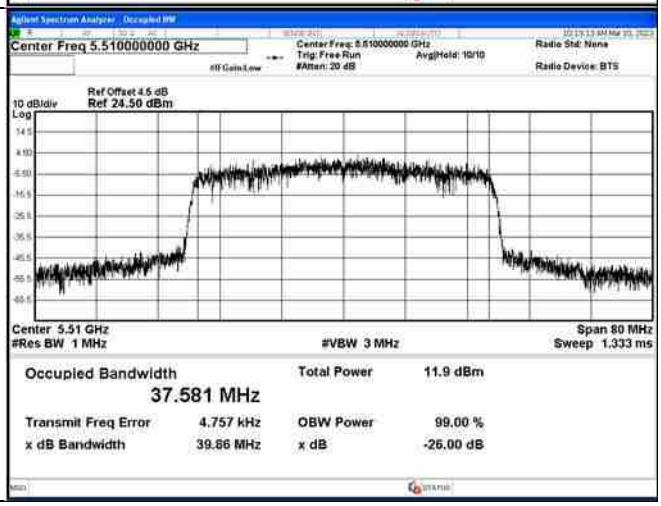
Agilent Spectrum Analyzer - Occupied BW
Center Freq 5.510000000 GHz
Center Freq: 5.510000000 GHz
Trig: Free Run
Avg|Hold: 10/10
#Atten: 20 dB
Radio Std: None
Radio Device: BTS
Ref Offset 4.5 dB
10 dB/div
Ref 24.50 dBm
Log
Center 5.51 GHz
#Res BW 1 MHz
#VBW 3 MHz
Span 80 MHz
Sweep 1.333 ms
Occupied Bandwidth
37.581 MHz
Total Power 11.9 dBm
Transmit Freq Error 4.757 kHz
OBW Power 99.00 %
x dB Bandwidth 39.86 MHz
x dB -26.00 dB

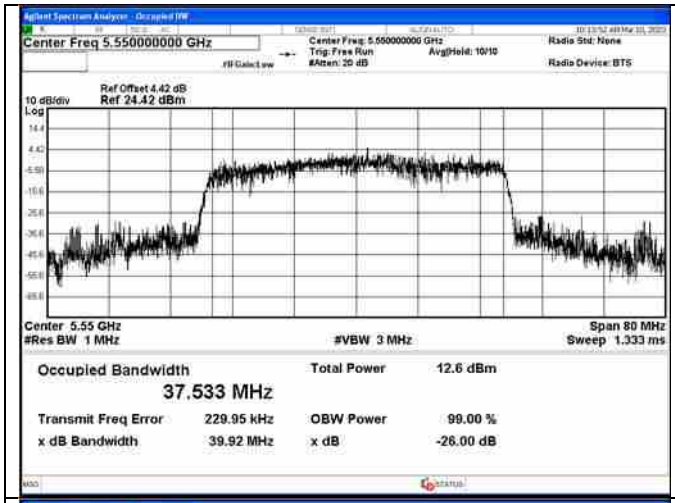
Agilent Spectrum Analyzer - Occupied BW
Center Freq 5.550000000 GHz
Center Freq: 5.550000000 GHz
Trig: Free Run
Avg|Hold: 10/10
#Atten: 20 dB
Radio Std: None
Radio Device: BTS
Ref Offset 4.42 dB
10 dB/div Ref 24.42 dBm
Log
Center 5.55 GHz
#Res BW 1 MHz
#VBW 3 MHz
Span 80 MHz
Sweep 1.333 ms
Occupied Bandwidth
37.533 MHz
Total Power 12.6 dBm
Transmit Freq Error 229.95 kHz
OBW Power 99.00 %
x dB Bandwidth 39.92 MHz
x dB -26.00 dB

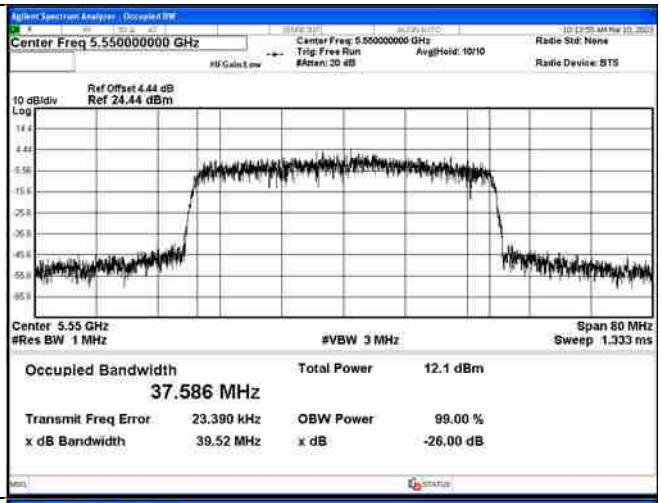
Agilent Spectrum Analyzer - Occupied BW
Center Freq 5.550000000 GHz
Center Freq: 5.550000000 GHz
Trig: Free Run
Avg|Hold: 10/10
#Atten: 20 dB
Radio Std: None
Radio Device: BTS
Ref Offset 4.44 dB
10 dB/div Ref 24.44 dBm
Log
Center 5.55 GHz
#Res BW 1 MHz
#VBW 3 MHz
Span 80 MHz
Sweep 1.333 ms
Occupied Bandwidth
37.586 MHz
Total Power 12.1 dBm
Transmit Freq Error 23.390 kHz
OBW Power 99.00 %
x dB Bandwidth 39.52 MHz
x dB -26.00 dB

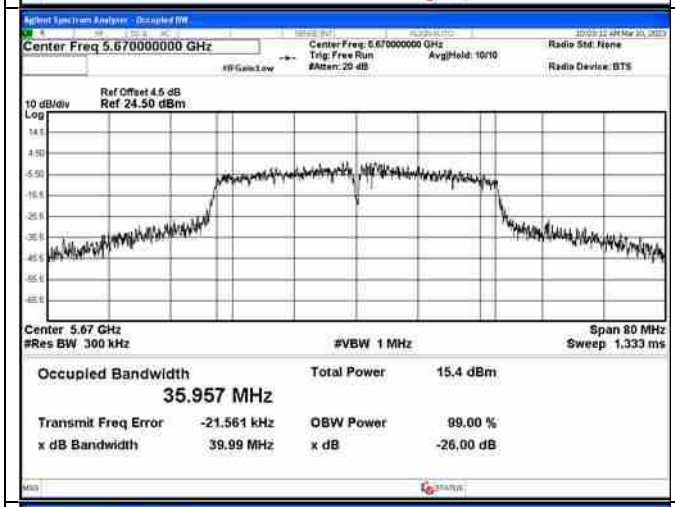
Agilent Spectrum Analyzer - Occupied BW
Center Freq 5.670000000 GHz
Center Freq: 5.670000000 GHz
Trig: Free Run
Avg|Hold: 10/10
#Atten: 20 dB
Radio Std: None
Radio Device: BTS
Ref Offset 4.5 dB
10 dB/div Ref 24.50 dBm
Log
Center 5.67 GHz
#Res BW 300 kHz
#VBW 1 MHz
Span 80 MHz
Sweep 1.333 ms
Occupied Bandwidth
35.957 MHz
Total Power 15.4 dBm
Transmit Freq Error -21.561 kHz
OBW Power 99.00 %
x dB Bandwidth 39.99 MHz
x dB -26.00 dB

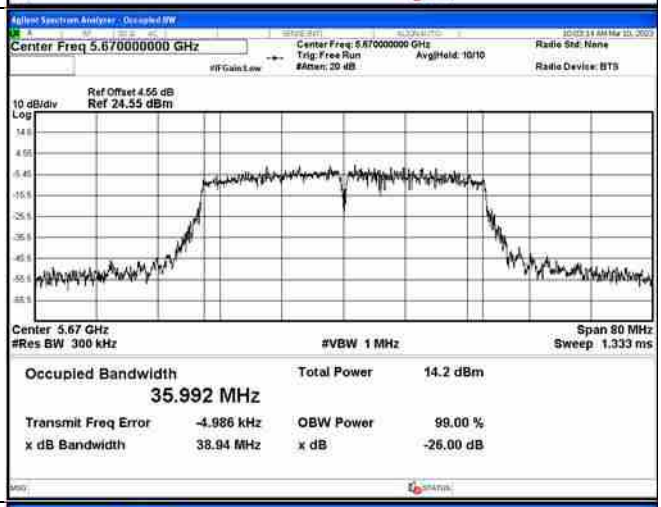
Agilent Spectrum Analyzer - Occupied BW
Center Freq 5.670000000 GHz
Center Freq: 5.670000000 GHz
Trig: Free Run
Avg|Hold: 10/10
#Atten: 20 dB
Radio Std: None
Radio Device: BTS
Ref Offset 4.55 dB
10 dB/div Ref 24.55 dBm
Log
Center 5.67 GHz
#Res BW 300 kHz
#VBW 1 MHz
Span 80 MHz
Sweep 1.333 ms
Occupied Bandwidth
35.992 MHz
Total Power 14.2 dBm
Transmit Freq Error -4.986 kHz
OBW Power 99.00 %
x dB Bandwidth 38.94 MHz
x dB -26.00 dB

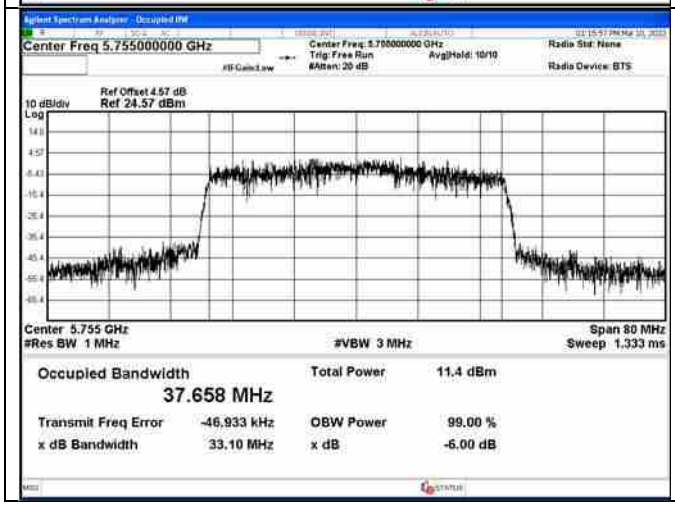
Agilent Spectrum Analyzer - Occupied BW
Center Freq 5.755000000 GHz
Center Freq: 5.755000000 GHz
Trig: Free Run
Avg|Hold: 10/10
#Atten: 20 dB
Radio Std: None
Radio Device: BTS
Ref Offset 4.57 dB
10 dB/div Ref 24.57 dBm
Log
Center 5.755 GHz
#Res BW 1 MHz
#VBW 3 MHz
Span 80 MHz
Sweep 1.333 ms
Occupied Bandwidth
37.658 MHz
Total Power 11.4 dBm
Transmit Freq Error -46.933 kHz
OBW Power 99.00 %
x dB Bandwidth 33.10 MHz
x dB -6.00 dB

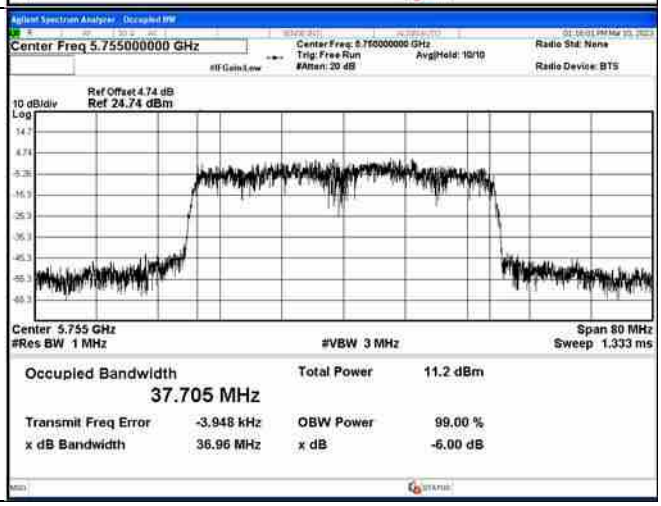
Agilent Spectrum Analyzer - Occupied BW
Center Freq 5.755000000 GHz
Center Freq: 5.755000000 GHz
Trig: Free Run
Avg|Hold: 10/10
#Atten: 20 dB
Radio Std: None
Radio Device: BTS
Ref Offset 4.74 dB
10 dB/div Ref 24.74 dBm
Log
Center 5.755 GHz
#Res BW 1 MHz
#VBW 3 MHz
Span 80 MHz
Sweep 1.333 ms
Occupied Bandwidth
37.705 MHz
Total Power 11.2 dBm
Transmit Freq Error -3.948 kHz
OBW Power 99.00 %
x dB Bandwidth 36.96 MHz
x dB -6.00 dB

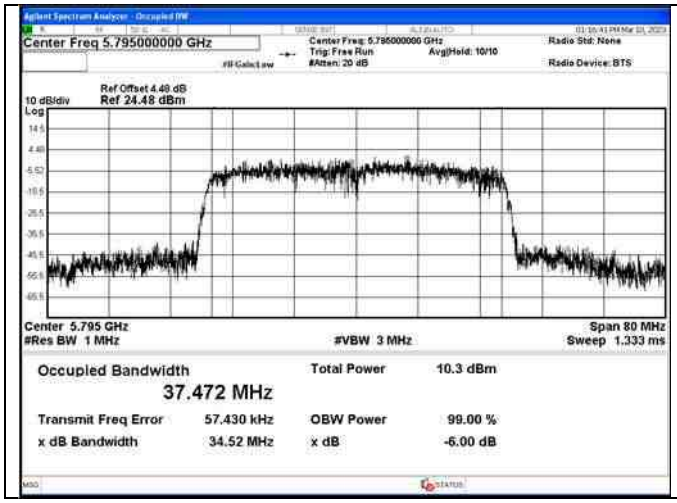
Agilent Spectrum Analyzer - Occupied BW
Center Freq 5.795000000 GHz
Center Freq: 5.795000000 GHz
Trig: Free Run
Avg|Hold: 10/10
#Atten: 20 dB
Radio Std: None
Radio Device: BTS
Ref Offset 4.48 dB
10 dB/div
Ref 24.48 dBm
Log
Center 5.795 GHz
#Res BW 1 MHz
#VBW 3 MHz
Span 80 MHz
Sweep 1.333 ms
Occupied Bandwidth
37.472 MHz
Total Power 10.3 dBm
Transmit Freq Error 57.430 kHz
OBW Power 99.00 %
x dB Bandwidth 34.52 MHz
x dB -6.00 dB

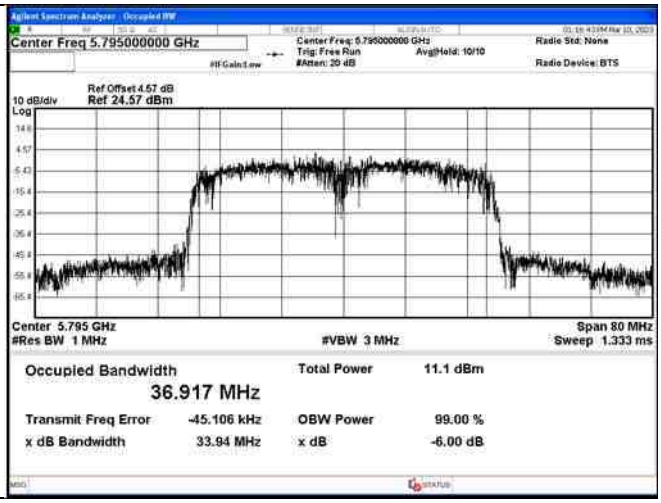
Agilent Spectrum Analyzer - Occupied BW
Center Freq 5.795000000 GHz
Center Freq: 5.795000000 GHz
Trig: Free Run
Avg|Hold: 10/10
#Atten: 20 dB
Radio Std: None
Radio Device: BTS
Ref Offset 4.57 dB
10 dB/div
Ref 24.57 dBm
Log
Center 5.795 GHz
#Res BW 1 MHz
#VBW 3 MHz
Span 80 MHz
Sweep 1.333 ms
Occupied Bandwidth
36.917 MHz
Total Power 11.1 dBm
Transmit Freq Error -45.106 kHz
OBW Power 99.00 %
x dB Bandwidth 33.94 MHz
x dB -6.00 dB

802.11ac(VHT80) mode:

Channel	Channel Frequency (MHz)	ANT1_Emission Bandwidth		ANT2_Emission Bandwidth	
		26dB Bandwidth (MHz)	99% Bandwidth (MHz)	26dB Bandwidth (MHz)	99% Bandwidth (MHz)
42	5210	79.34	75.3274	78.50	75.0442
58	5290	78.67	75.2170	78.36	75.4444
106	5530	78.91	74.8140	78.60	75.2475
138	5610	78.16	74.3480	78.51	75.2167

Channel	Channel Frequency (MHz)	ANT1_Emission Bandwidth		ANT2_Emission Bandwidth	
		26dB Bandwidth (MHz)	99% Bandwidth (MHz)	26dB Bandwidth (MHz)	99% Bandwidth (MHz)
155	5775	71.94	74.9385	73.80	75.2023

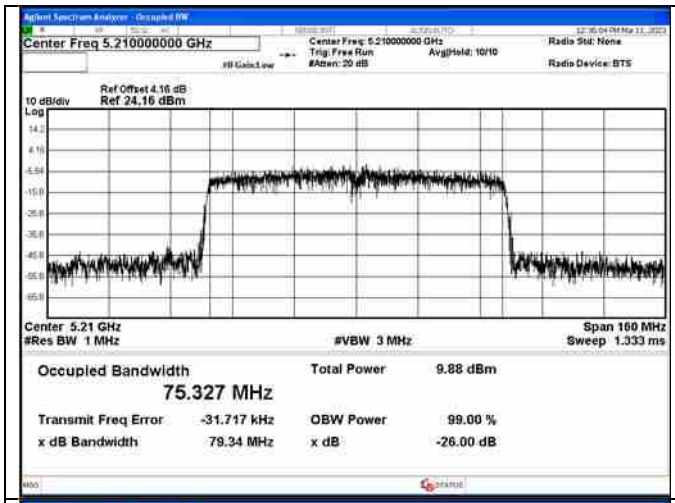

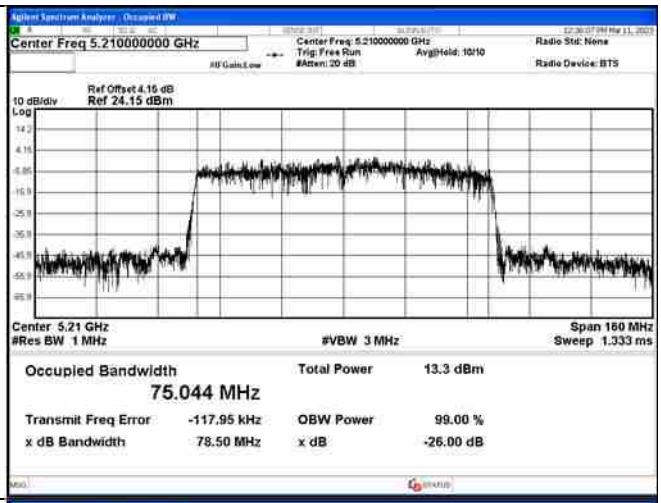

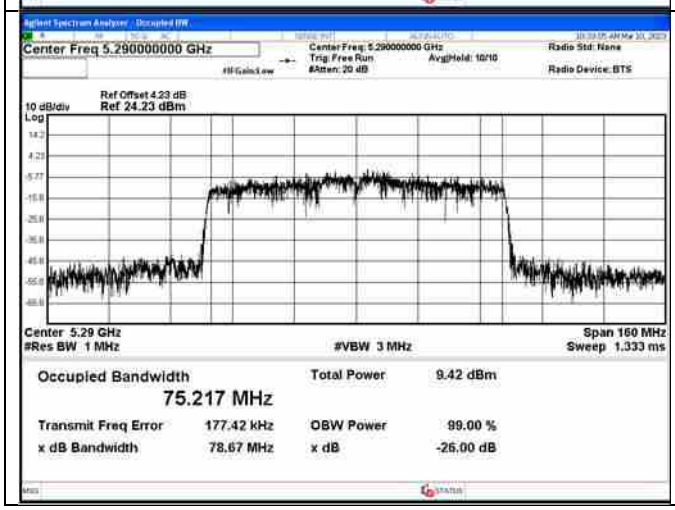

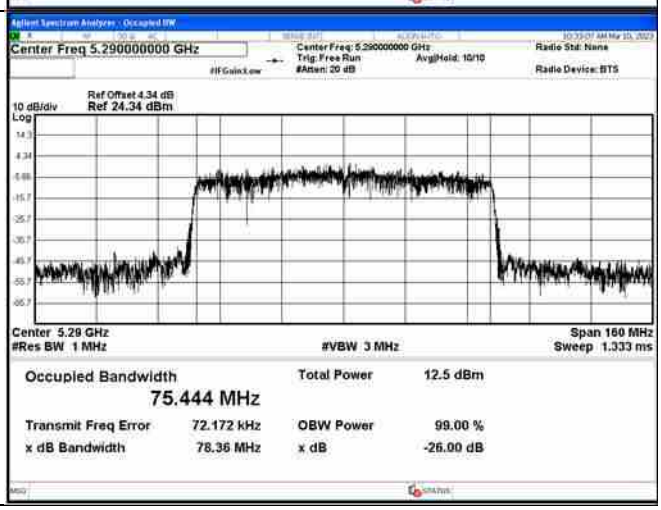

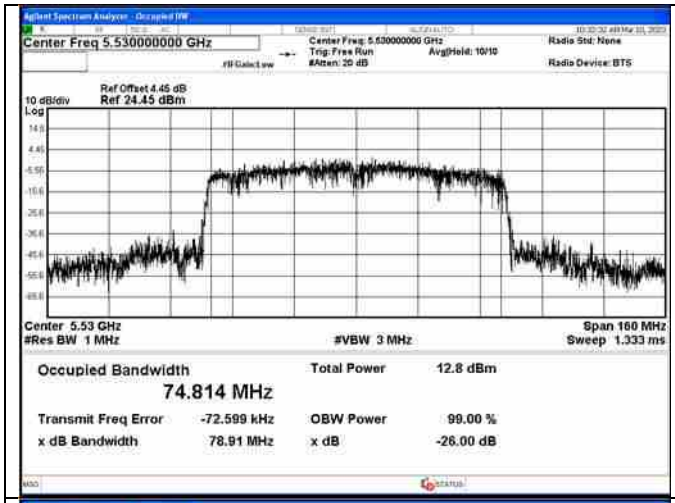
Agilent Spectrum Analyzer - Occupied BW
Center Freq 5.530000000 GHz
Trig: Free Run
#Atten: 20 dB
Radio Std: None
Radio Device: BTS
Ref Offset 4.45 dB
10 dB/div
Ref 24.45 dBm
Log
Center 5.53 GHz
#Res BW 1 MHz
#VBW 3 MHz
Span 160 MHz
Sweep 1.333 ms
Occupied Bandwidth
74.814 MHz
Total Power 12.8 dBm
Transmit Freq Error -72.599 kHz
OBW Power 99.00 %
x dB Bandwidth 78.91 MHz
x dB -26.00 dB

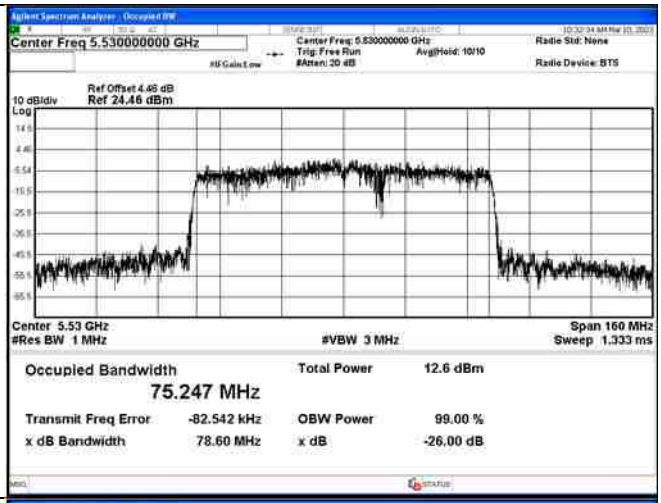
Agilent Spectrum Analyzer - Occupied BW
Center Freq 5.530000000 GHz
Trig: Free Run
#Atten: 20 dB
Radio Std: None
Radio Device: BTS
Ref Offset 4.46 dB
10 dB/div
Ref 24.46 dBm
Log
Center 5.53 GHz
#Res BW 1 MHz
#VBW 3 MHz
Span 160 MHz
Sweep 1.333 ms
Occupied Bandwidth
75.247 MHz
Total Power 12.6 dBm
Transmit Freq Error -82.542 kHz
OBW Power 99.00 %
x dB Bandwidth 78.60 MHz
x dB -26.00 dB

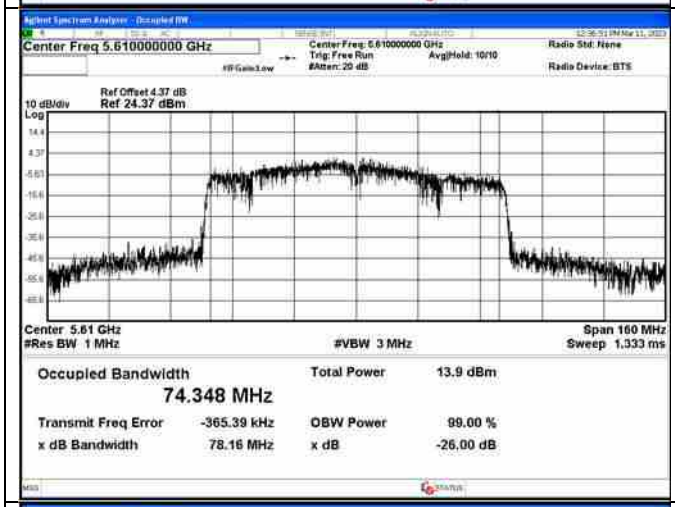
Agilent Spectrum Analyzer - Occupied BW
Center Freq 5.610000000 GHz
Trig: Free Run
#Atten: 20 dB
Radio Std: None
Radio Device: BTS
Ref Offset 4.37 dB
10 dB/div
Ref 24.37 dBm
Log
Center 5.61 GHz
#Res BW 1 MHz
#VBW 3 MHz
Span 160 MHz
Sweep 1.333 ms
Occupied Bandwidth
74.348 MHz
Total Power 13.9 dBm
Transmit Freq Error -365.39 kHz
OBW Power 99.00 %
x dB Bandwidth 78.16 MHz
x dB -26.00 dB

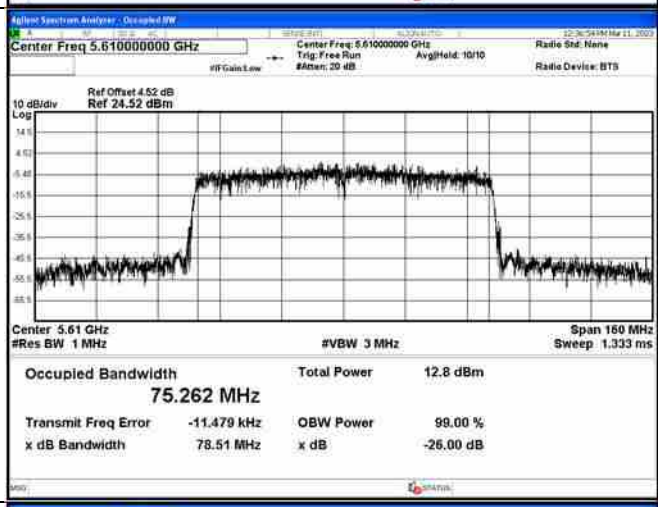
Agilent Spectrum Analyzer - Occupied BW
Center Freq 5.610000000 GHz
Trig: Free Run
#Atten: 20 dB
Radio Std: None
Radio Device: BTS
Ref Offset 4.52 dB
10 dB/div
Ref 24.52 dBm
Log
Center 5.61 GHz
#Res BW 1 MHz
#VBW 3 MHz
Span 160 MHz
Sweep 1.333 ms
Occupied Bandwidth
75.262 MHz
Total Power 12.8 dBm
Transmit Freq Error -11.479 kHz
OBW Power 99.00 %
x dB Bandwidth 78.51 MHz
x dB -26.00 dB

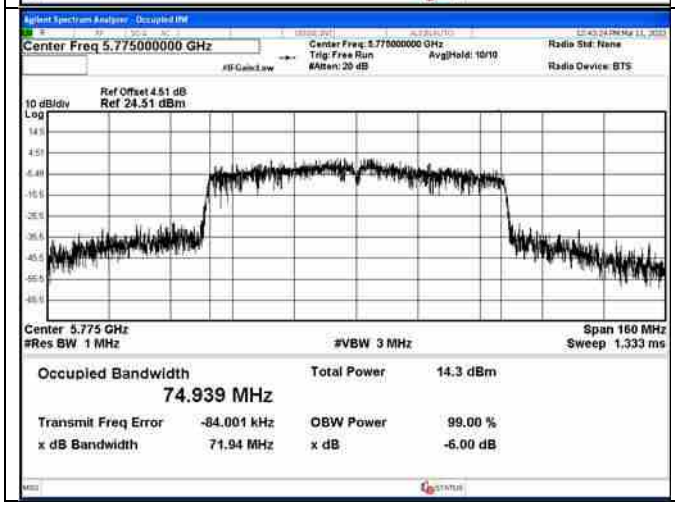
Agilent Spectrum Analyzer - Occupied BW
Center Freq 5.775000000 GHz
Trig: Free Run
#Atten: 20 dB
Radio Std: None
Radio Device: BTS
Ref Offset 4.51 dB
10 dB/div
Ref 24.51 dBm
Log
Center 5.775 GHz
#Res BW 1 MHz
#VBW 3 MHz
Span 160 MHz
Sweep 1.333 ms
Occupied Bandwidth
74.939 MHz
Total Power 14.3 dBm
Transmit Freq Error -84.001 kHz
OBW Power 99.00 %
x dB Bandwidth 71.94 MHz
x dB -6.00 dB

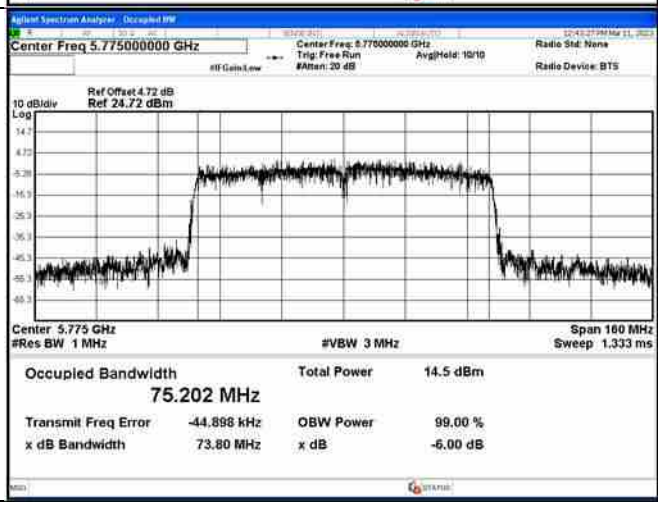
Agilent Spectrum Analyzer - Occupied BW
Center Freq 5.775000000 GHz
Trig: Free Run
#Atten: 20 dB
Radio Std: None
Radio Device: BTS
Ref Offset 4.72 dB
10 dB/div
Ref 24.72 dBm
Log
Center 5.775 GHz
#Res BW 1 MHz
#VBW 3 MHz
Span 160 MHz
Sweep 1.333 ms
Occupied Bandwidth
75.202 MHz
Total Power 14.5 dBm
Transmit Freq Error -44.898 kHz
OBW Power 99.00 %
x dB Bandwidth 73.80 MHz
x dB -6.00 dB

802.11ax(HE80) mode:

Channel	Channel Frequency (MHz)	ANT1_Emission Bandwidth		ANT2_Emission Bandwidth	
		26dB Bandwidth (MHz)	99% Bandwidth (MHz)	26dB Bandwidth (MHz)	99% Bandwidth (MHz)
42	5210	79.99	76.7317	80.01	76.5269
58	5290	79.71	76.4300	79.84	76.7841
106	5530	79.76	76.3025	79.87	76.5641
138	5610	79.62	75.9045	79.92	76.9946

Channel	Channel Frequency (MHz)	ANT1_Emission Bandwidth		ANT2_Emission Bandwidth	
		26dB Bandwidth (MHz)	99% Bandwidth (MHz)	26dB Bandwidth (MHz)	99% Bandwidth (MHz)
155	5775	69.94	76.3538	72.44	76.2409

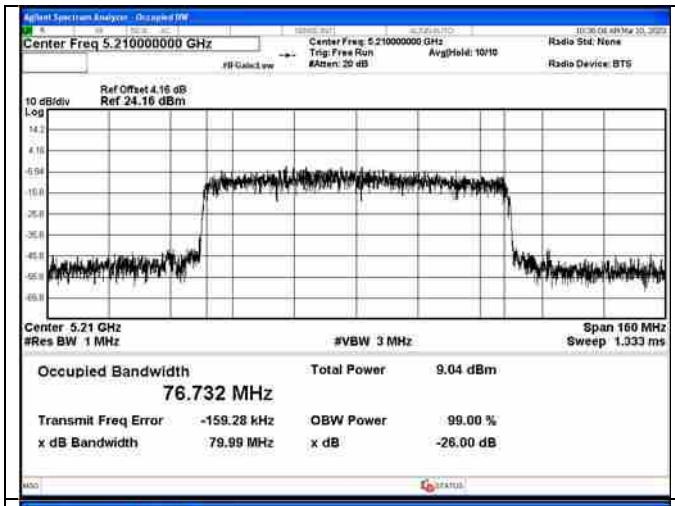

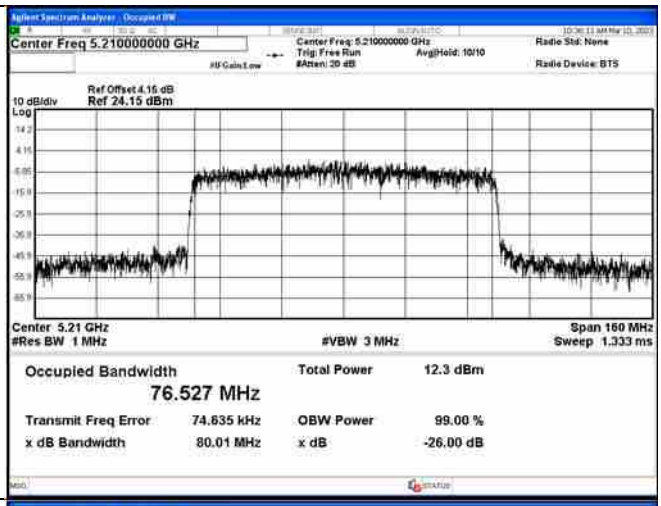

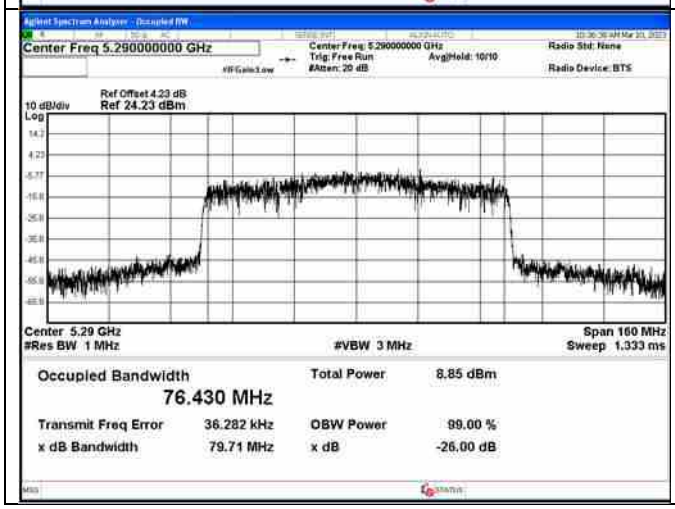

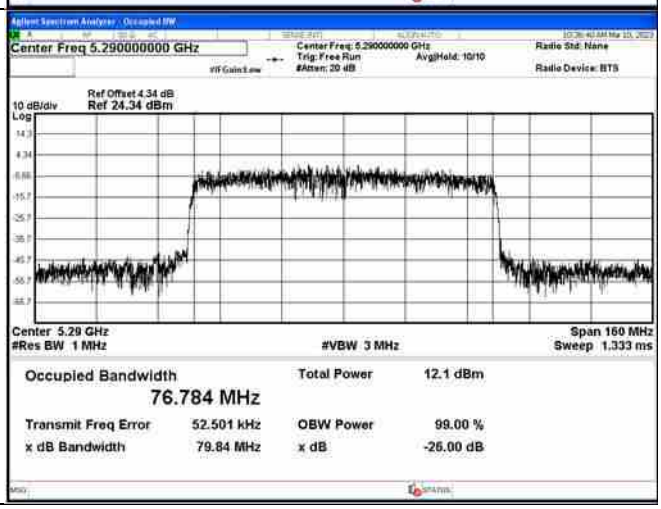

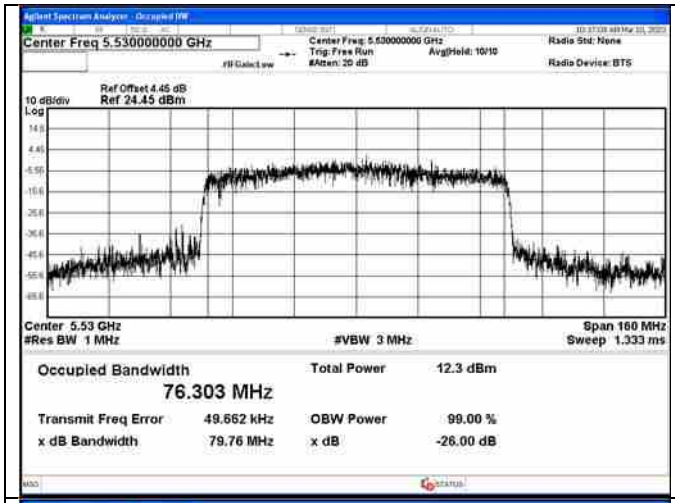
Agilent Spectrum Analyzer - Occupied BW
Center Freq 5.530000000 GHz
Center Freq: 5.530000000 GHz
Trig: Free Run
Avg|Hold: 10/10
#Atten: 20 dB
Radio Std: None
Radio Device: BTS
Ref Offset 4.45 dB
10 dB/div
Ref 24.45 dBm
Log
Center 5.53 GHz
#Res BW 1 MHz
#VBW 3 MHz
Span 160 MHz
Sweep 1.333 ms
Occupied Bandwidth
76.303 MHz
Total Power 12.3 dBm
Transmit Freq Error 49.662 kHz
OBW Power 99.00 %
x dB Bandwidth 79.76 MHz
x dB -26.00 dB

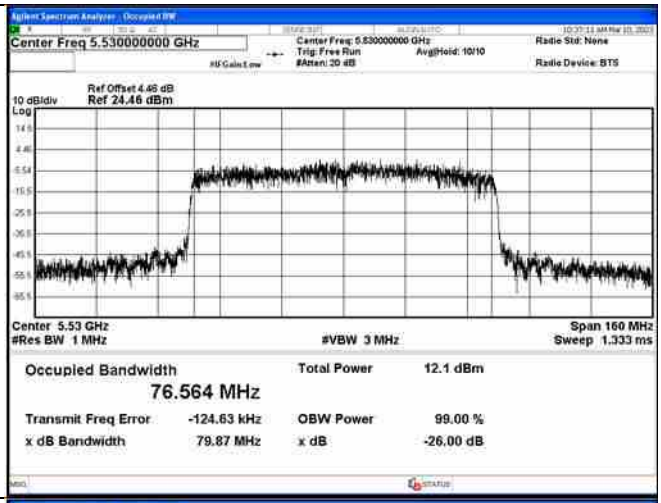
Agilent Spectrum Analyzer - Occupied BW
Center Freq 5.530000000 GHz
Center Freq: 5.530000000 GHz
Trig: Free Run
Avg|Hold: 10/10
#Atten: 20 dB
Radio Std: None
Radio Device: BTS
Ref Offset 4.46 dB
10 dB/div
Ref 24.46 dBm
Log
Center 5.53 GHz
#Res BW 1 MHz
#VBW 3 MHz
Span 160 MHz
Sweep 1.333 ms
Occupied Bandwidth
76.564 MHz
Total Power 12.1 dBm
Transmit Freq Error -124.63 kHz
OBW Power 99.00 %
x dB Bandwidth 79.87 MHz
x dB -26.00 dB

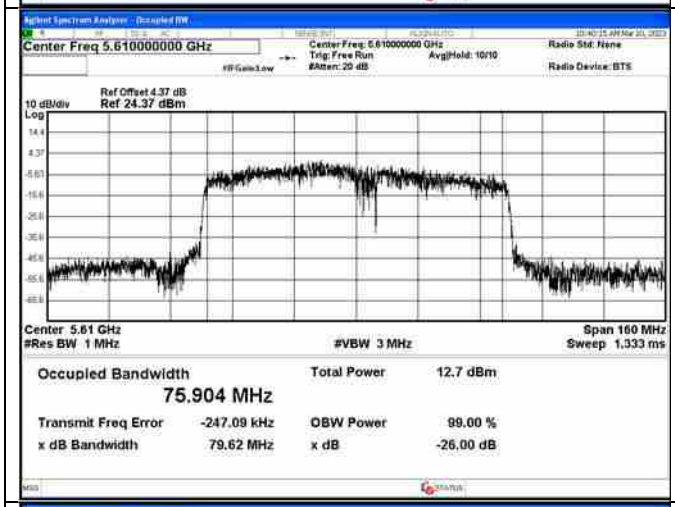
Agilent Spectrum Analyzer - Occupied BW
Center Freq 5.610000000 GHz
Center Freq: 5.610000000 GHz
Trig: Free Run
Avg|Hold: 10/10
#Atten: 20 dB
Radio Std: None
Radio Device: BTS
Ref Offset 4.37 dB
10 dB/div
Ref 24.37 dBm
Log
Center 5.61 GHz
#Res BW 1 MHz
#VBW 3 MHz
Span 160 MHz
Sweep 1.333 ms
Occupied Bandwidth
75.904 MHz
Total Power 12.7 dBm
Transmit Freq Error -247.09 kHz
OBW Power 99.00 %
x dB Bandwidth 79.62 MHz
x dB -26.00 dB

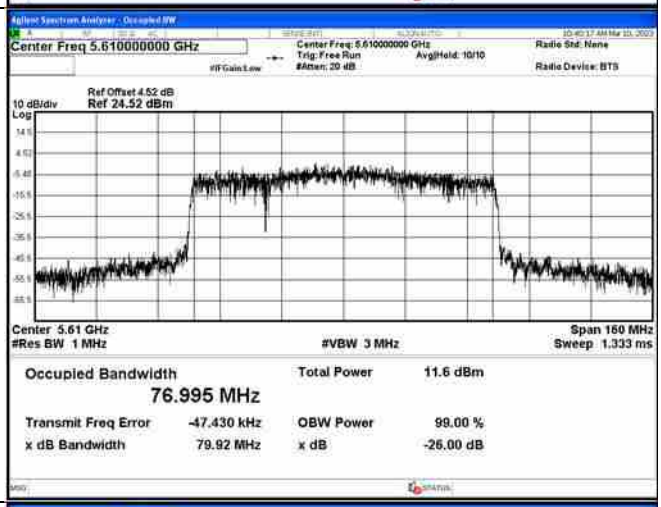
Agilent Spectrum Analyzer - Occupied BW
Center Freq 5.610000000 GHz
Center Freq: 5.610000000 GHz
Trig: Free Run
Avg|Hold: 10/10
#Atten: 20 dB
Radio Std: None
Radio Device: BTS
Ref Offset 4.52 dB
10 dB/div
Ref 24.52 dBm
Log
Center 5.61 GHz
#Res BW 1 MHz
#VBW 3 MHz
Span 160 MHz
Sweep 1.333 ms
Occupied Bandwidth
76.995 MHz
Total Power 11.6 dBm
Transmit Freq Error -47.430 kHz
OBW Power 99.00 %
x dB Bandwidth 79.92 MHz
x dB -26.00 dB

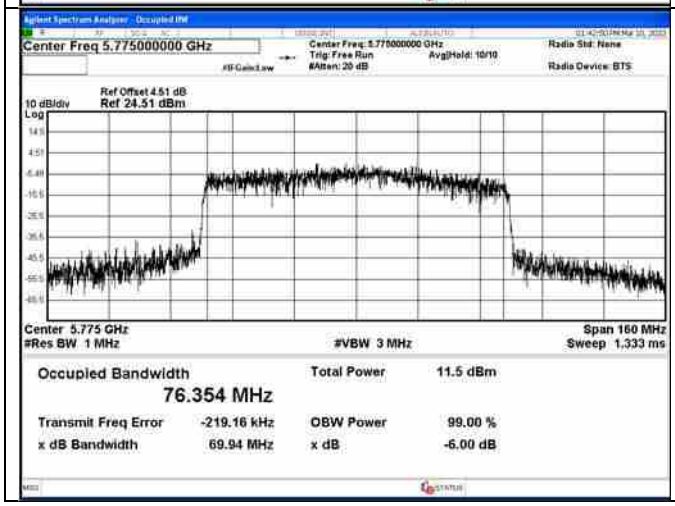
Agilent Spectrum Analyzer - Occupied BW
Center Freq 5.775000000 GHz
Center Freq: 5.775000000 GHz
Trig: Free Run
Avg|Hold: 10/10
#Atten: 20 dB
Radio Std: None
Radio Device: BTS
Ref Offset 4.51 dB
10 dB/div
Ref 24.51 dBm
Log
Center 5.775 GHz
#Res BW 1 MHz
#VBW 3 MHz
Span 160 MHz
Sweep 1.333 ms
Occupied Bandwidth
76.354 MHz
Total Power 11.5 dBm
Transmit Freq Error -219.16 kHz
OBW Power 99.00 %
x dB Bandwidth 69.94 MHz
x dB -6.00 dB

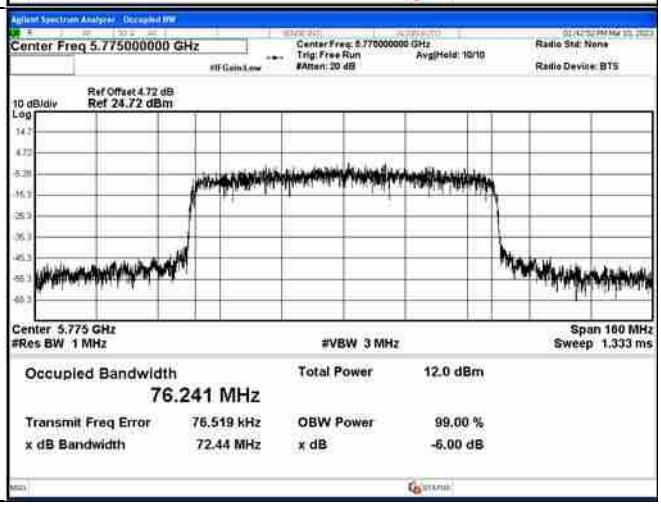
Agilent Spectrum Analyzer - Occupied BW
Center Freq 5.775000000 GHz
Center Freq: 5.775000000 GHz
Trig: Free Run
Avg|Hold: 10/10
#Atten: 20 dB
Radio Std: None
Radio Device: BTS
Ref Offset 4.72 dB
10 dB/div
Ref 24.72 dBm
Log
Center 5.775 GHz
#Res BW 1 MHz
#VBW 3 MHz
Span 160 MHz
Sweep 1.333 ms
Occupied Bandwidth
76.241 MHz
Total Power 12.0 dBm
Transmit Freq Error 76.519 kHz
OBW Power 99.00 %
x dB Bandwidth 72.44 MHz
x dB -6.00 dB

Note: Testing was carried out within frequency range 9kHz to the tenth harmonics. The measurement results below 30MHz and 18GHz - 26.5GHz were greater than 20dB below the limit, so only the radiated spurious emissions from 30MHz to 18GHz were reported.
All the data rate and configurations have been tested and only the worst case mode (802.11a, n(HT20, HT40),ac(VHT20, VHT40, VHT80) and ax(HE20, HE40, HE80)) reported.

Appendix B.4: Test Results of Radiated Spurious Emissions

30MHz - 1GHz

Wi-Fi 5G 11a_5500MHz Horizontal

No.	Frequency (MHz)	Reading (dBuV)	Correction factor(dB/m)	Result (dBuV/m)	Limit (dBuV/m)	Margin (dB)	Degree (deg.)	Height (cm)	Remark
1	60.1527	41.98	-13.03	28.95	40.00	-11.05	---	---	QP
2	208.6580	52.29	-15.81	36.48	43.50	-7.02	---	---	QP
3	255.8223	51.16	-14.27	36.89	46.00	-9.11	---	---	QP
4	298.5932	52.94	-13.33	39.61	46.00	-6.39	---	---	QP
5	358.4497	49.20	-11.71	37.49	46.00	-8.51	---	---	QP
6*	760.2866	44.24	-4.38	39.86	46.00	-6.14	---	---	QP

Wi-Fi 5G 11a_5500MHz Vertical

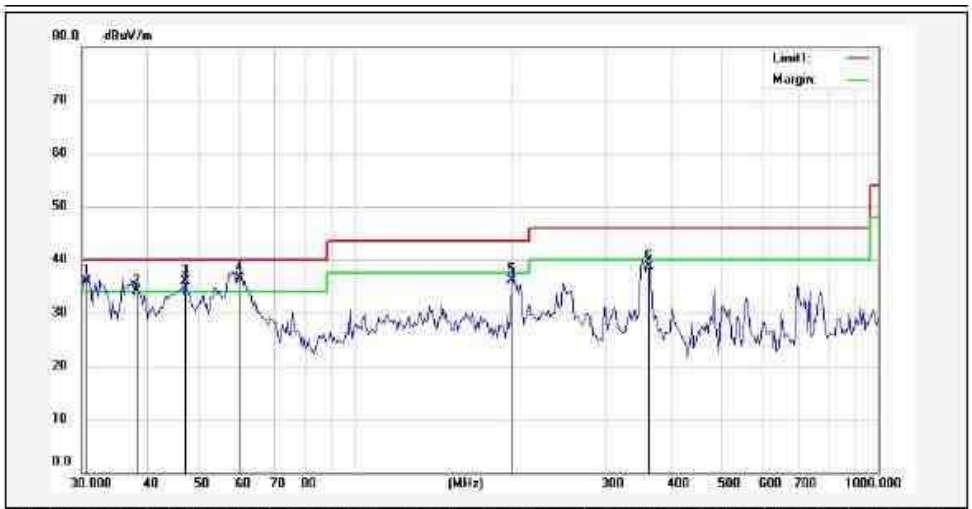

No.	Frequency (MHz)	Reading (dBuV)	Correction factor(dB/m)	Result (dBuV/m)	Limit (dBuV/m)	Margin (dB)	Degree (deg.)	Height (cm)	Remark
1!	30.6390	49.24	-13.40	35.84	40.00	-4.16	---	---	QP
2!	38.0964	47.50	-13.40	34.10	40.00	-5.90	---	---	QP
3!	47.3688	48.63	-12.67	35.96	40.00	-4.04	---	---	QP
4*	60.1527	49.55	-13.03	36.52	40.00	-3.48	---	---	QP
5	200.0432	52.25	-16.10	36.15	43.50	-7.35	---	---	QP
6	363.5230	50.35	-11.60	38.75	46.00	-7.25	---	---	QP

Wi-Fi 5G 11ac20_5700MHz Horizontal

No.	Frequency (MHz)	Reading (dBuV)	Correction factor(dB/m)	Result (dBuV/m)	Limit (dBuV/m)	Margin (dB)	Degree (deg.)	Height (cm)	Remark
1	59.7314	43.50	-12.98	30.52	40.00	-9.48	---	---	QP
2	207.1964	52.43	-15.85	36.58	43.50	-6.92	---	---	QP
3	259.4433	51.64	-14.19	37.45	46.00	-8.55	---	---	QP
4	300.6988	52.80	-13.28	39.52	46.00	-6.48	---	---	QP
5	350.9721	49.86	-11.88	37.98	46.00	-8.02	---	---	QP
6*	760.2866	44.24	-4.38	39.86	46.00	-6.14	---	---	QP

Wi-Fi 5G 11ac20_5700MHz Vertical

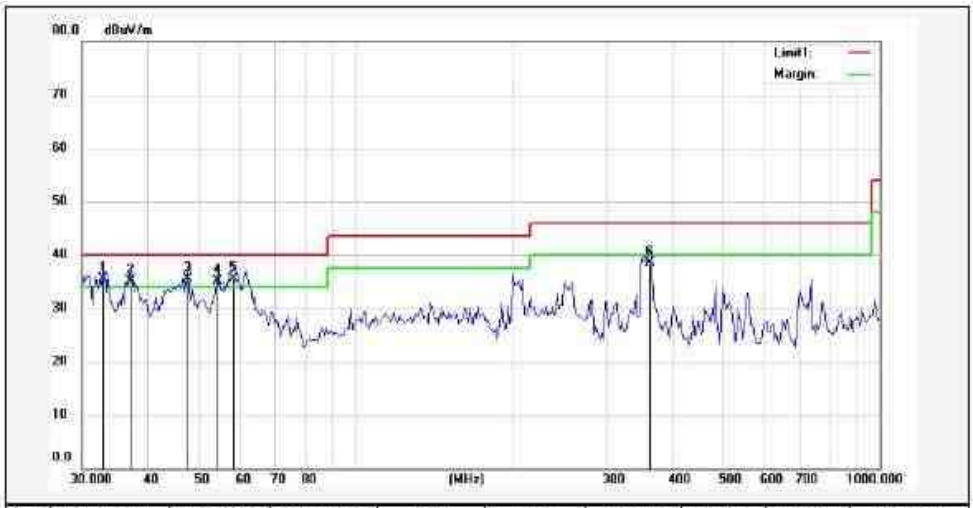

No.	Frequency (MHz)	Reading (dBuV)	Correction factor(dB/m)	Result (dBuV/m)	Limit (dBuV/m)	Margin (dB)	Degree (deg.)	Height (cm)	Remark
1!	32.8697	48.86	-13.40	35.46	40.00	-4.54	---	---	QP
2!	37.0405	48.52	-13.40	35.12	40.00	-4.88	---	---	QP
3*	47.7028	48.10	-12.63	35.47	40.00	-4.53	---	---	QP
4!	54.5167	47.70	-12.68	35.02	40.00	-4.98	---	---	QP
5!	58.4855	48.31	-12.90	35.41	40.00	-4.59	---	---	QP
6	363.5230	50.06	-11.60	38.46	46.00	-7.54	---	---	QP

Wi-Fi 5G 11ax20_5320MHz Horizontal

No.	Frequency (MHz)	Reading (dBuV)	Correction factor(dB/m)	Result (dBuV/m)	Limit (dBuV/m)	Margin (dB)	Degree (deg.)	Height (cm)	Remark
1	54.1350	40.74	-12.64	28.10	40.00	-11.90	---	---	QP
2	140.7767	45.98	-13.67	32.31	43.50	-11.19	---	---	QP
3	259.4433	51.14	-14.19	36.95	46.00	-9.05	---	---	QP
4*	360.9775	49.11	-11.66	37.45	46.00	-8.55	---	---	QP
5	558.0788	44.63	-8.09	36.54	46.00	-9.46	---	---	QP
6	739.2136	41.34	-4.82	36.52	46.00	-9.48	---	---	QP

Wi-Fi 5G 11ax20_5320MHz Vertical

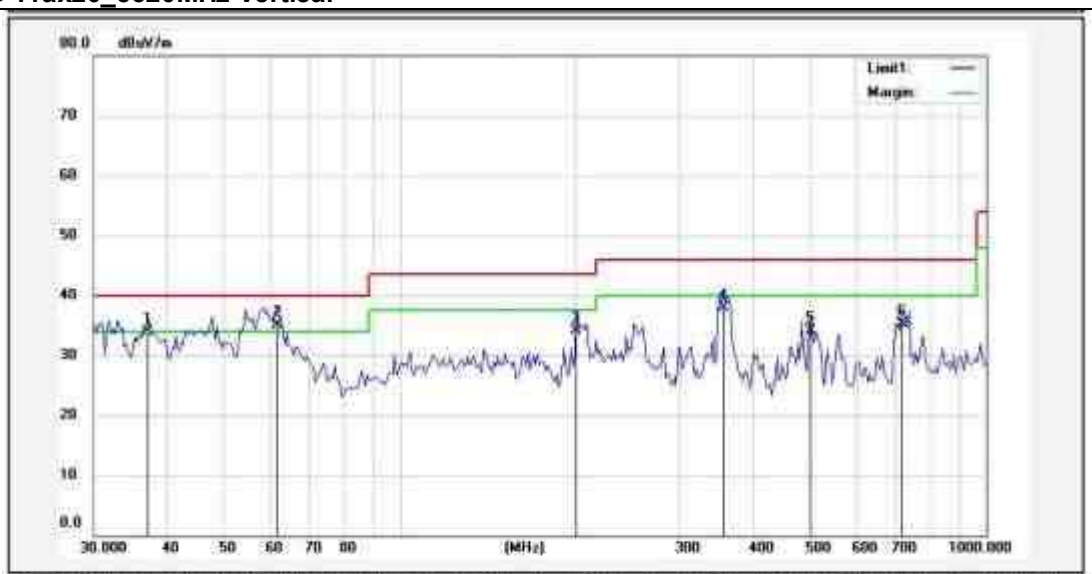

No.	Frequency (MHz)	Reading (dBuV)	Correction factor(dB/m)	Result (dBuV/m)	Limit (dBuV/m)	Margin (dB)	Degree (deg.)	Height (cm)	Remark
1	37.0405	47.39	-13.40	33.99	40.00	-6.01	---	---	QP
2*	61.8676	48.47	-13.30	35.17	40.00	-4.83	---	---	QP
3	200.0432	50.12	-16.10	34.02	43.50	-9.48	---	---	QP
4	355.9397	49.62	-11.77	37.85	46.00	-8.15	---	---	QP
5	502.2472	43.06	-8.87	34.19	46.00	-11.81	---	---	QP
6	718.7246	40.70	-5.44	35.26	46.00	-10.74	---	---	QP

Wi-Fi 5G 11n20_5700MHz Horizontal

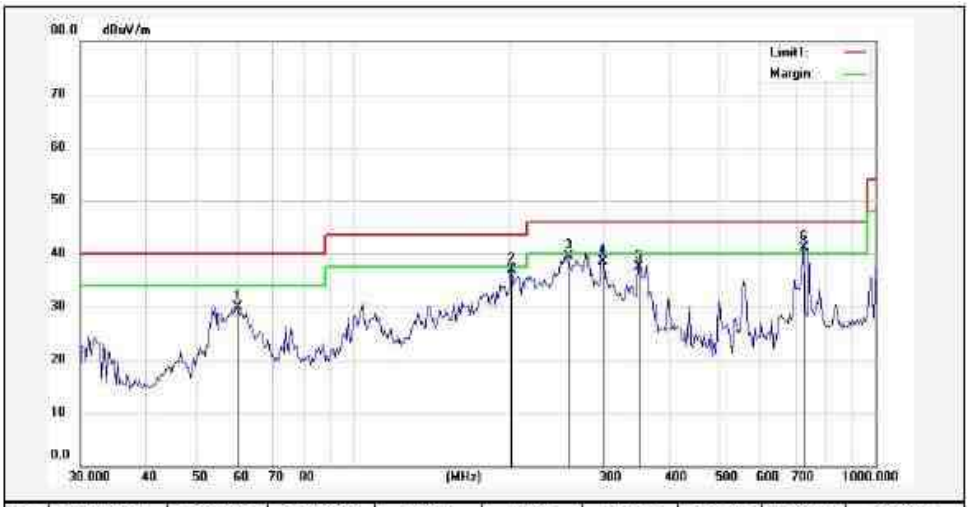

No.	Frequency (MHz)	Reading (dBuV)	Correction factor(dB/m)	Result (dBuV/m)	Limit (dBuV/m)	Margin (dB)	Degree (deg.)	Height (cm)	Remark
1	60.1527	43.00	-13.03	29.97	40.00	-10.03	---	---	QP
2	201.4540	53.00	-16.05	36.95	43.50	-6.55	---	---	QP
3	259.4433	53.64	-14.19	39.45	46.00	-6.55	---	---	QP
4	300.6988	51.80	-13.28	38.52	46.00	-7.48	---	---	QP
5	350.9721	49.34	-11.88	37.46	46.00	-8.54	---	---	QP
6*	728.8971	46.34	-5.14	41.20	46.00	-4.80	---	---	QP

Wi-Fi 5G 11n20_5700MHz Vertical

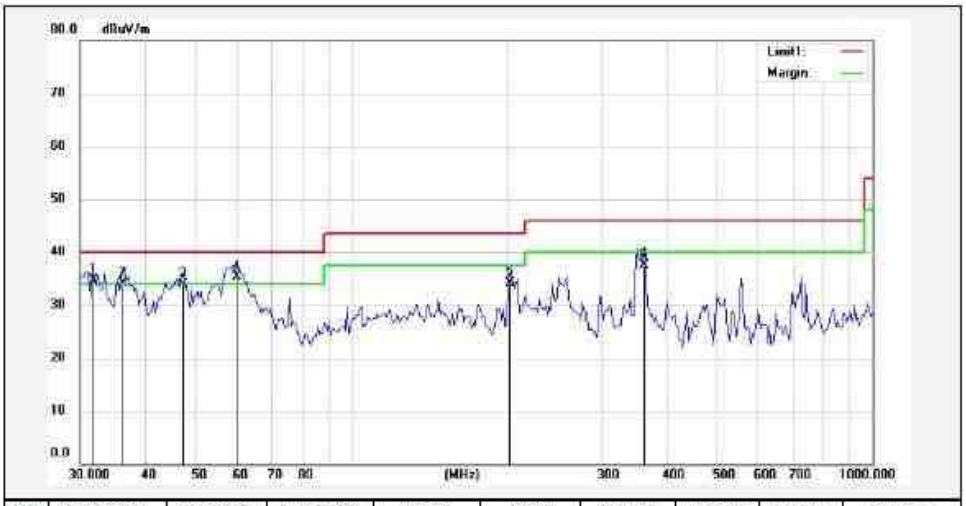

No.	Frequency (MHz)	Reading (dBuV)	Correction factor(dB/m)	Result (dBuV/m)	Limit (dBuV/m)	Margin (dB)	Degree (deg.)	Height (cm)	Remark
1!	31.7347	48.08	-13.40	34.68	40.00	-5.32	---	---	QP
2!	36.2678	47.58	-13.40	34.18	40.00	-5.82	---	---	QP
3	47.3688	46.66	-12.67	33.99	40.00	-6.01	---	---	QP
4*	60.1527	48.29	-13.03	35.26	40.00	-4.74	---	---	QP
5	201.4540	50.21	-16.05	34.16	43.50	-9.34	---	---	QP
6	363.5230	49.05	-11.60	37.45	46.00	-8.55	---	---	QP

Wi-Fi 5G 11ac40_5755MHz Horizontal

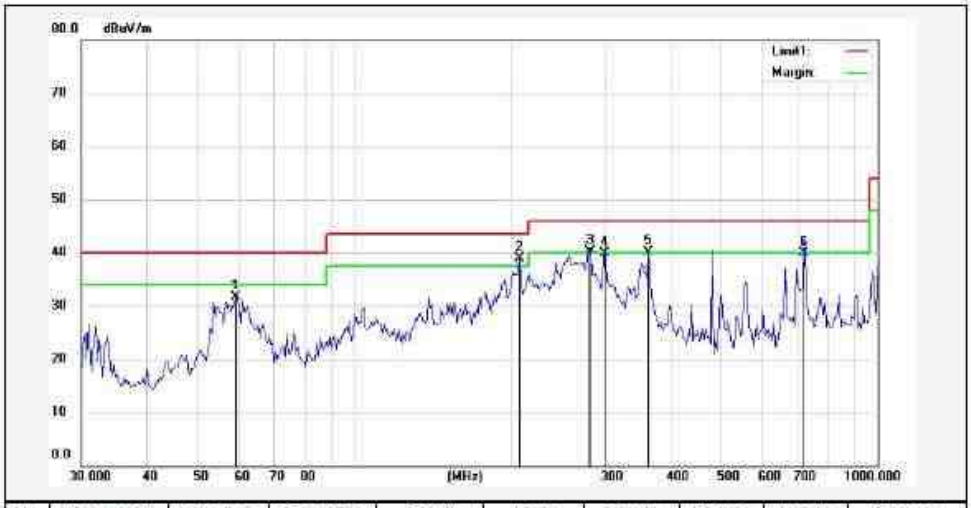

No.	Frequency (MHz)	Reading (dBuV)	Correction factor(dB/m)	Result (dBuV/m)	Limit (dBuV/m)	Margin (dB)	Degree (deg.)	Height (cm)	Remark
1	59.3132	44.72	-12.96	31.76	40.00	-8.24	---	---	QP
2*	207.1964	54.69	-15.85	38.84	43.50	-4.66	---	---	QP
3!	282.2701	53.97	-13.69	40.28	46.00	-5.72	---	---	QP
4	300.6988	53.10	-13.28	39.82	46.00	-6.18	---	---	QP
5!	363.5230	51.65	-11.60	40.05	46.00	-5.95	---	---	QP
6	723.7930	45.15	-5.29	39.86	46.00	-6.14	---	---	QP

Wi-Fi 5G 11ac40_5755MHz Vertical

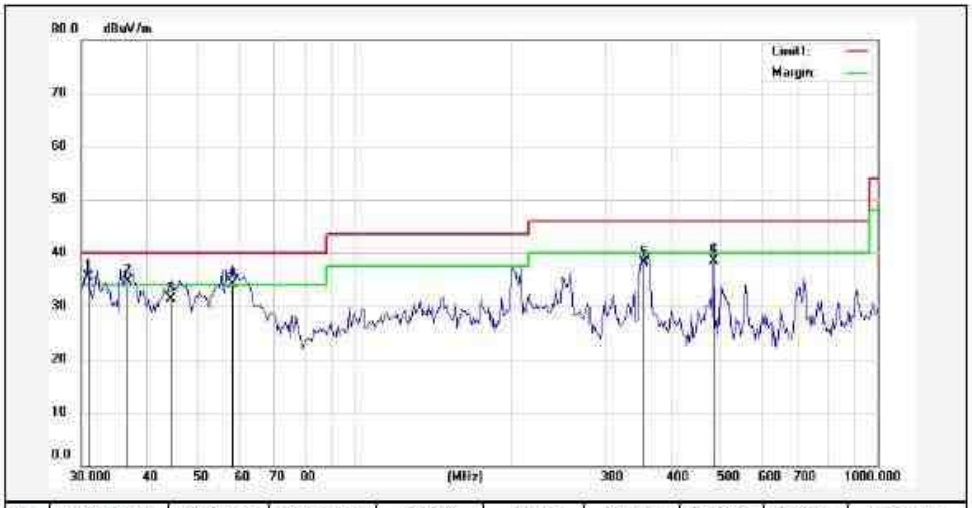

No.	Frequency (MHz)	Reading (dBuV)	Correction factor(dB/m)	Result (dBuV/m)	Limit (dBuV/m)	Margin (dB)	Degree (deg.)	Height (cm)	Remark
1*	30.8551	48.87	-13.40	35.47	40.00	-4.53	---	---	QP
2!	36.7811	48.09	-13.40	34.69	40.00	-5.31	---	---	QP
3	44.4656	44.22	-12.96	31.26	40.00	-8.74	---	---	QP
4!	58.4855	46.92	-12.90	34.02	40.00	-5.98	---	---	QP
5	355.9397	49.97	-11.77	38.20	46.00	-7.80	---	---	QP
6	484.9067	47.50	-9.05	38.45	46.00	-7.55	---	---	QP

Wi-Fi 5G 11ax40_5190MHz Horizontal

No.	Frequency (MHz)	Reading (dBuV)	Correction factor(dB/m)	Result (dBuV/m)	Limit (dBuV/m)	Margin (dB)	Degree (deg.)	Height (cm)	Remark
1	59.3132	43.21	-12.96	30.25	40.00	-9.75	---	---	QP
2	207.1964	52.14	-15.85	36.29	43.50	-7.21	---	---	QP
3	300.6988	50.90	-13.28	37.62	46.00	-8.38	---	---	QP
4*	363.5230	51.15	-11.60	39.55	46.00	-6.45	---	---	QP
5	481.5110	44.96	-9.08	35.88	46.00	-10.12	---	---	QP
6	723.7930	41.18	-5.29	35.89	46.00	-10.11	---	---	QP

Wi-Fi 5G 11ax40_5190MHz Vertical

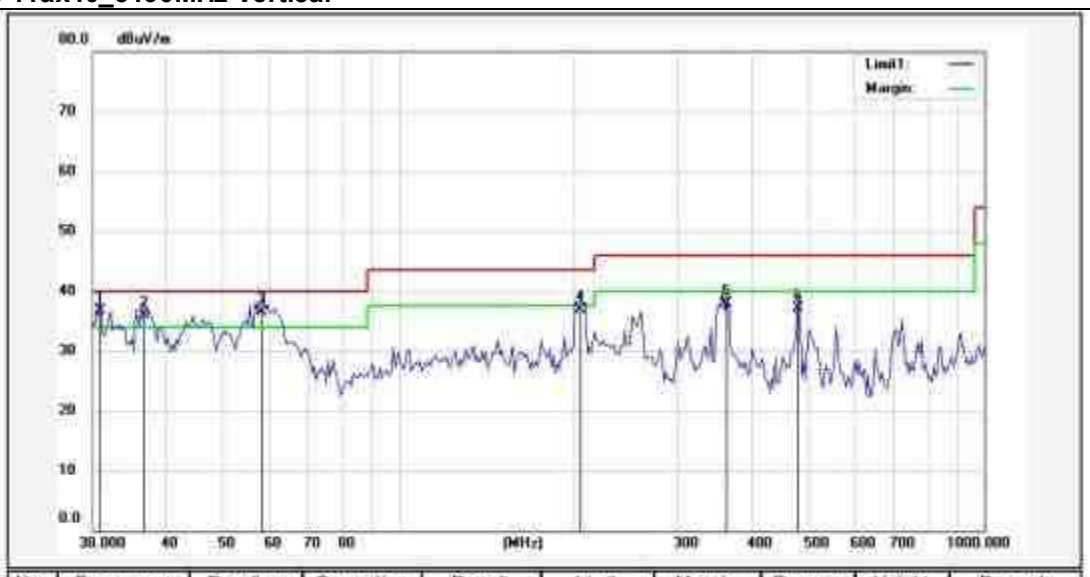

No.	Frequency (MHz)	Reading (dBuV)	Correction factor(dB/m)	Result (dBuV/m)	Limit (dBuV/m)	Margin (dB)	Degree (deg.)	Height (cm)	Remark
1*	30.8551	50.14	-13.40	36.74	40.00	-3.26	---	---	QP
2!	36.7811	49.29	-13.40	35.89	40.00	-4.11	---	---	QP
3!	58.4855	49.44	-12.90	36.54	40.00	-3.46	---	---	QP
4	204.3052	52.90	-15.95	36.95	43.50	-6.55	---	---	QP
5	363.5230	49.51	-11.60	37.91	46.00	-8.09	---	---	QP
6	481.5110	46.23	-9.08	37.15	46.00	-8.85	---	---	QP

Wi-Fi 5G 11n40_5310MHz Horizontal

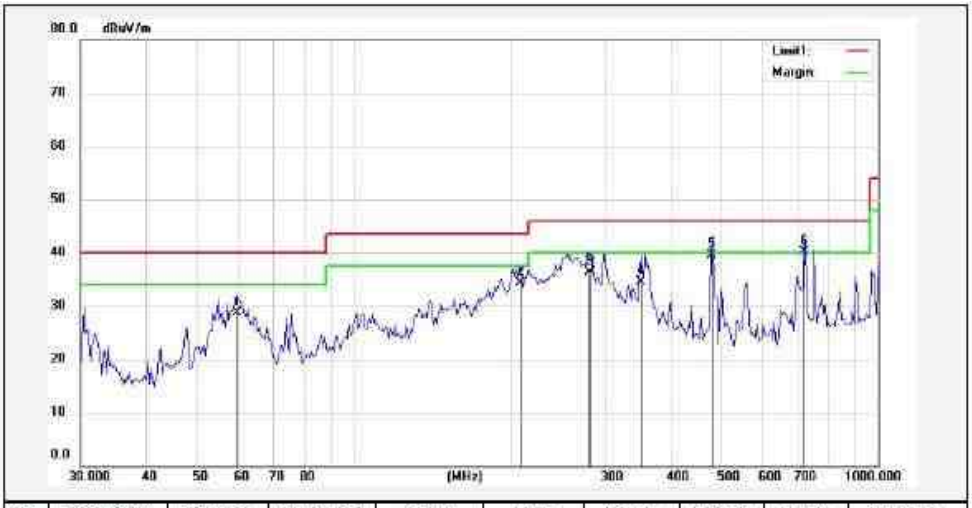

No.	Frequency (MHz)	Reading (dBuV)	Correction factor(dB/m)	Result (dBuV/m)	Limit (dBuV/m)	Margin (dB)	Degree (deg.)	Height (cm)	Remark
1	59.7314	41.74	-12.98	28.76	40.00	-11.24	---	---	QP
2	208.6580	50.02	-15.81	34.21	43.50	-9.29	---	---	QP
3	282.2701	49.94	-13.69	36.25	46.00	-9.75	---	---	QP
4	350.9721	46.44	-11.88	34.56	46.00	-11.44	---	---	QP
5	481.5110	48.60	-9.08	39.52	46.00	-6.48	---	---	QP
6*	723.7930	45.41	-5.29	40.12	46.00	-5.88	---	---	QP

Wi-Fi 5G 11n40_5310MHz Vertical

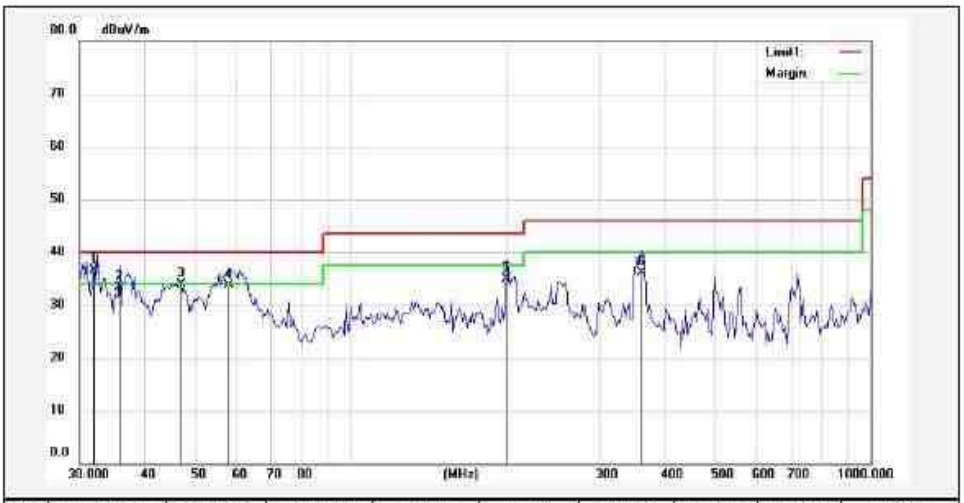

No.	Frequency (MHz)	Reading (dBuV)	Correction factor(dB/m)	Result (dBuV/m)	Limit (dBuV/m)	Margin (dB)	Degree (deg.)	Height (cm)	Remark
1*	31.9586	49.98	-13.40	36.58	40.00	-3.42	---	---	QP
2	35.7616	46.62	-13.40	33.22	40.00	-6.78	---	---	QP
3	47.0371	46.67	-12.70	33.97	40.00	-6.03	---	---	QP
4	58.0758	46.54	-12.88	33.66	40.00	-6.34	---	---	QP
5	200.0432	50.96	-16.10	34.86	43.50	-8.64	---	---	QP
6	360.9775	47.86	-11.66	36.20	46.00	-9.80	---	---	QP

Wi-Fi 5G 11ac80_5290MHz Horizontal

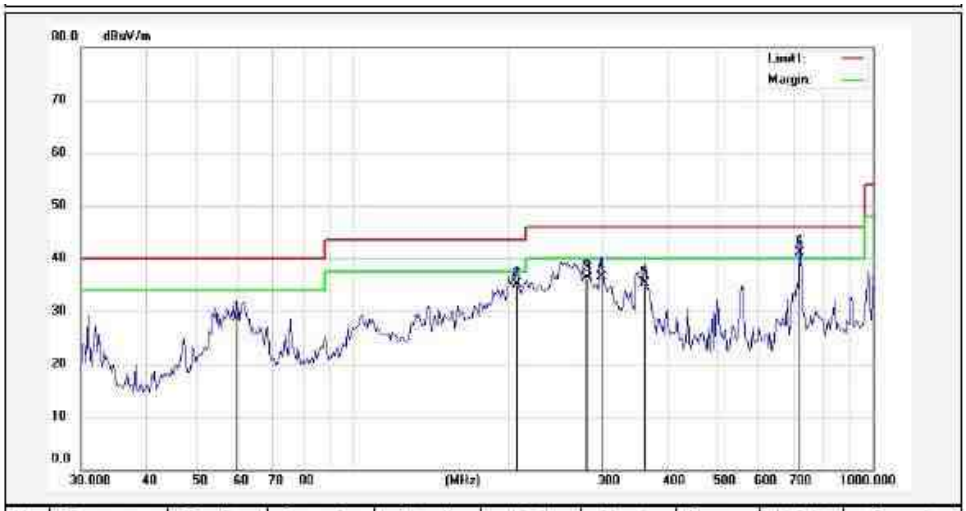

No.	Frequency (MHz)	Reading (dBuV)	Correction factor(dB/m)	Result (dBuV/m)	Limit (dBuV/m)	Margin (dB)	Degree (deg.)	Height (cm)	Remark
1	59.7314	41.77	-12.98	28.79	40.00	-11.21	---	---	QP
2	207.1964	50.96	-15.85	35.11	43.50	-8.39	---	---	QP
3	282.2701	49.95	-13.69	36.26	46.00	-9.74	---	---	QP
4	300.6988	49.80	-13.28	36.52	46.00	-9.48	---	---	QP
5	363.5230	46.88	-11.60	35.28	46.00	-10.72	---	---	QP
6*	723.7930	46.31	-5.29	41.02	46.00	-4.98	---	---	QP

a

Wi-Fi 5G 11ac80_5290MHz Vertical

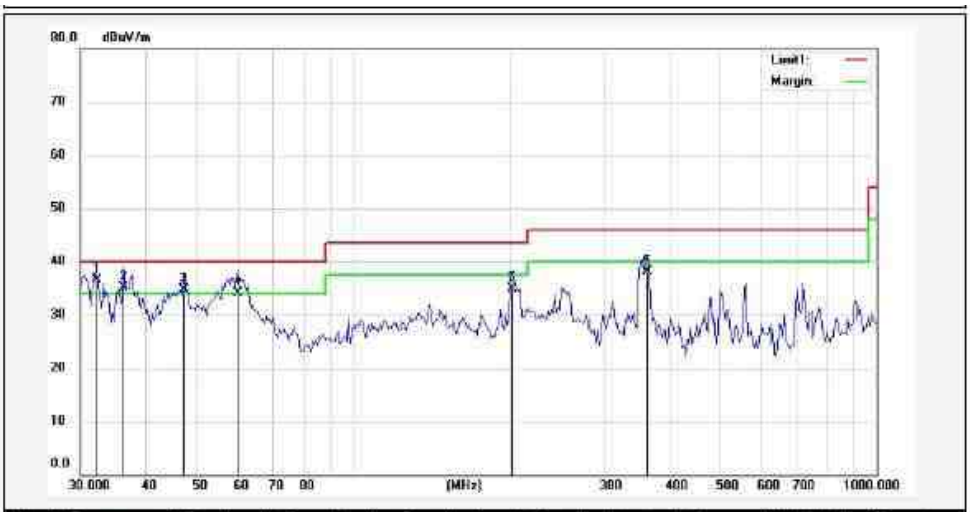

No.	Frequency (MHz)	Reading (dBuV)	Correction factor(dB/m)	Result (dBuV/m)	Limit (dBuV/m)	Margin (dB)	Degree (deg.)	Height (cm)	Remark
1*	32.1840	49.99	-13.40	36.59	40.00	-3.41	---	---	QP
2!	36.2678	48.52	-13.40	35.12	40.00	-4.88	---	---	QP
3!	47.3688	47.45	-12.67	34.78	40.00	-5.22	---	---	QP
4!	60.1527	47.19	-13.03	34.16	40.00	-5.84	---	---	QP
5	201.4540	50.91	-16.05	34.86	43.50	-8.64	---	---	QP
6	363.5230	49.70	-11.60	38.10	46.00	-7.90	---	---	QP

Wi-Fi 5G 11ax80_5775MHz Horizontal

No.	Frequency (MHz)	Reading (dBuV)	Correction factor(dB/m)	Result (dBuV/m)	Limit (dBuV/m)	Margin (dB)	Degree (deg.)	Height (cm)	Remark
1	57.2653	42.70	-12.84	29.86	40.00	-10.14	—	—	QP
2*	207.1964	52.90	-15.85	37.05	43.50	-6.45	—	—	QP
3	282.2701	50.28	-13.69	36.59	46.00	-9.41	—	—	QP
4	300.6988	50.23	-13.28	36.95	46.00	-9.05	—	—	QP
5	363.5230	47.01	-11.60	35.41	46.00	-10.59	—	—	QP
6	723.7930	42.70	-5.29	37.41	46.00	-8.59	—	—	QP

Wi-Fi 5G 11ax80_5775MHz Vertical

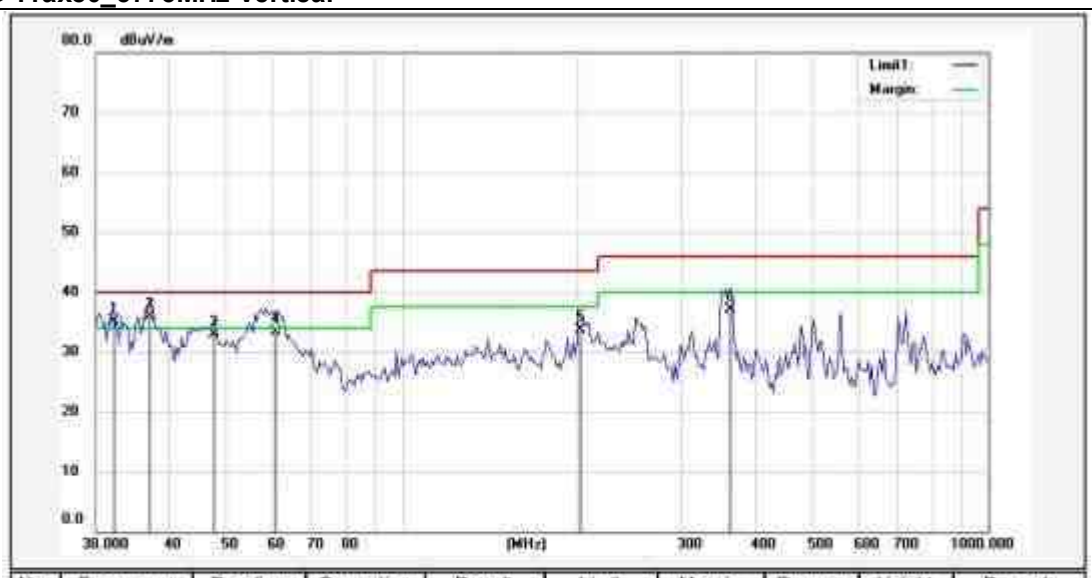

No.	Frequency (MHz)	Reading (dBuV)	Correction factor(dB/m)	Result (dBuV/m)	Limit (dBuV/m)	Margin (dB)	Degree (deg.)	Height (cm)	Remark
1!	32.1840	48.56	-13.40	35.16	40.00	-4.84	—	—	QP
2*	37.0405	49.34	-13.40	35.94	40.00	-4.06	—	—	QP
3	47.7028	45.61	-12.63	32.98	40.00	-7.02	—	—	QP
4	61.0041	46.42	-13.16	33.26	40.00	-6.74	—	—	QP
5	201.4540	49.74	-16.05	33.69	43.50	-9.81	—	—	QP
6	363.5230	48.66	-11.60	37.06	46.00	-8.94	—	—	QP

1GHz - 18GHz

Note: The highest waveform in the figure is Wi-Fi Fundamental.

Wi-Fi 5G 802.11a:

Wi-Fi 5G 11a_5180MHz Horizontal

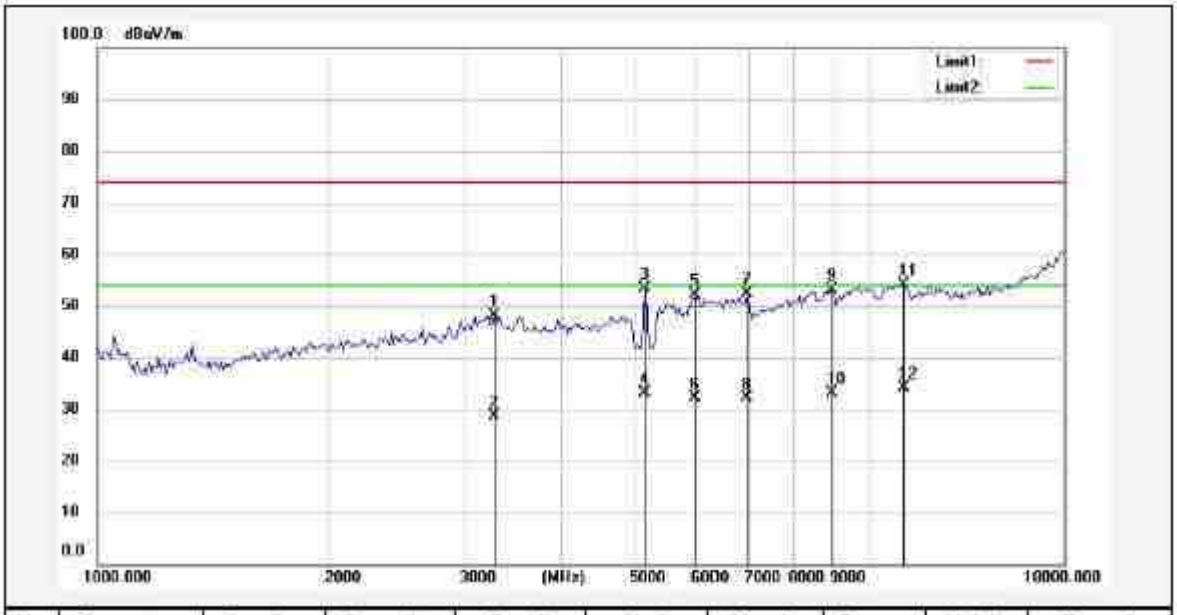

No.	Frequency (MHz)	Reading (dBuV)	Correction factor(dB/m)	Result (dBuV/m)	Limit (dBuV/m)	Margin (dB)	Degree (deg.)	Height (cm)	Remark
1	3278.6352	48.37	-0.23	48.14	74.00	-25.86	---	---	peak
2	3278.6352	28.79	-0.23	28.56	54.00	-25.44	---	---	AVG
3	5151.1958	50.82	2.59	53.41	74.00	-20.59	---	---	peak
4	5151.1958	30.62	2.59	33.21	54.00	-20.79	---	---	AVG
5	5988.4308	51.25	0.99	52.24	74.00	-21.76	---	---	peak
6	5988.4308	31.22	0.99	32.21	54.00	-21.79	---	---	AVG
7	6961.7434	52.91	-0.58	52.33	74.00	-21.67	---	---	peak
8	6961.7434	32.73	-0.58	32.15	54.00	-21.85	---	---	AVG
9	8982.6270	49.20	3.81	53.01	74.00	-20.99	---	---	peak
10	8982.6270	29.31	3.81	33.12	54.00	-20.88	---	---	AVG
11	11129.6033	23.67	30.40	54.07	74.00	-19.93	---	---	peak
12*	11129.6033	3.75	30.40	34.15	54.00	-19.85	---	---	AVG

Wi-Fi 5G 11a_5180MHz Vertical

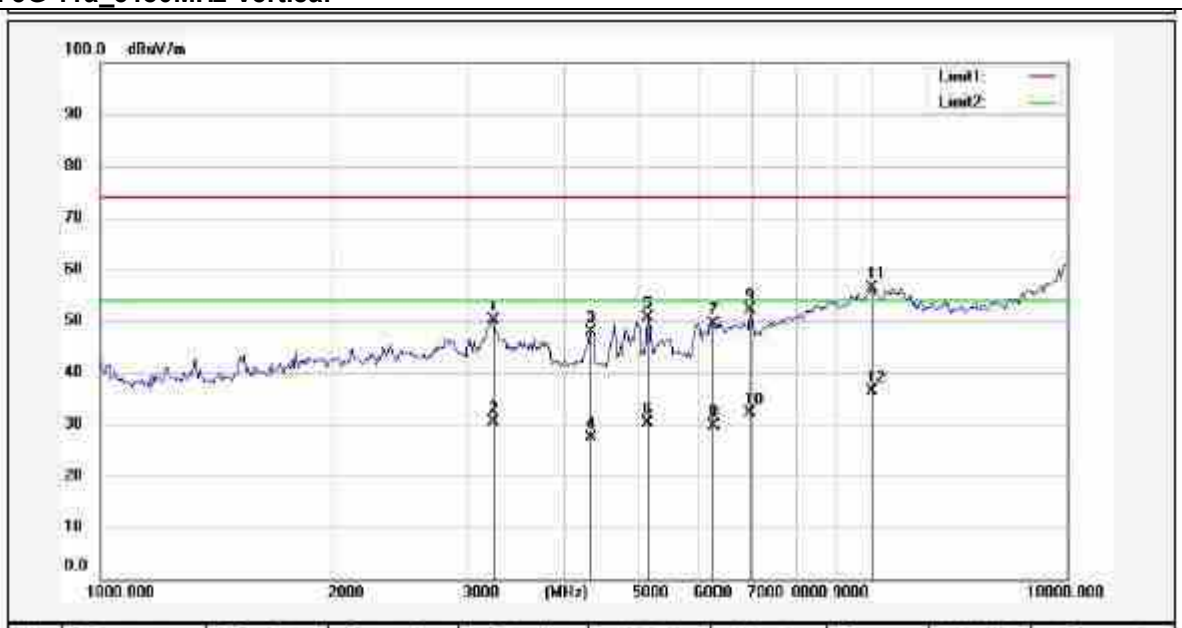

No.	Frequency (MHz)	Reading (dBuV)	Correction factor(dB/m)	Result (dBuV/m)	Limit (dBuV/m)	Margin (dB)	Degree (deg.)	Height (cm)	Remark
1	3240.8726	49.98	0.07	50.05	74.00	-23.95	---	---	peak
2	3240.8726	30.19	0.07	30.26	54.00	-23.74	---	---	AVG
3	4354.6810	46.22	1.65	47.87	74.00	-26.13	---	---	peak
4	4354.6810	25.61	1.65	27.26	54.00	-26.74	---	---	AVG
5	5151.1958	47.15	3.45	50.60	74.00	-23.40	---	---	peak
6	5151.1958	26.75	3.45	30.20	54.00	-23.80	---	---	AVG
7	6272.4561	46.37	3.10	49.47	74.00	-24.53	---	---	peak
8	6272.4561	26.46	3.10	29.56	54.00	-24.44	---	---	AVG
9	6961.7434	48.59	3.46	52.05	74.00	-21.95	---	---	peak
10	6961.7434	28.69	3.46	32.15	54.00	-21.85	---	---	AVG
11*	10027.6532	48.22	8.05	56.27	74.00	-17.73	---	---	peak
12	10027.6532	28.21	8.05	36.26	54.00	-17.74	---	---	AVG

Wi-Fi 5G 11a_5200MHz Horizontal

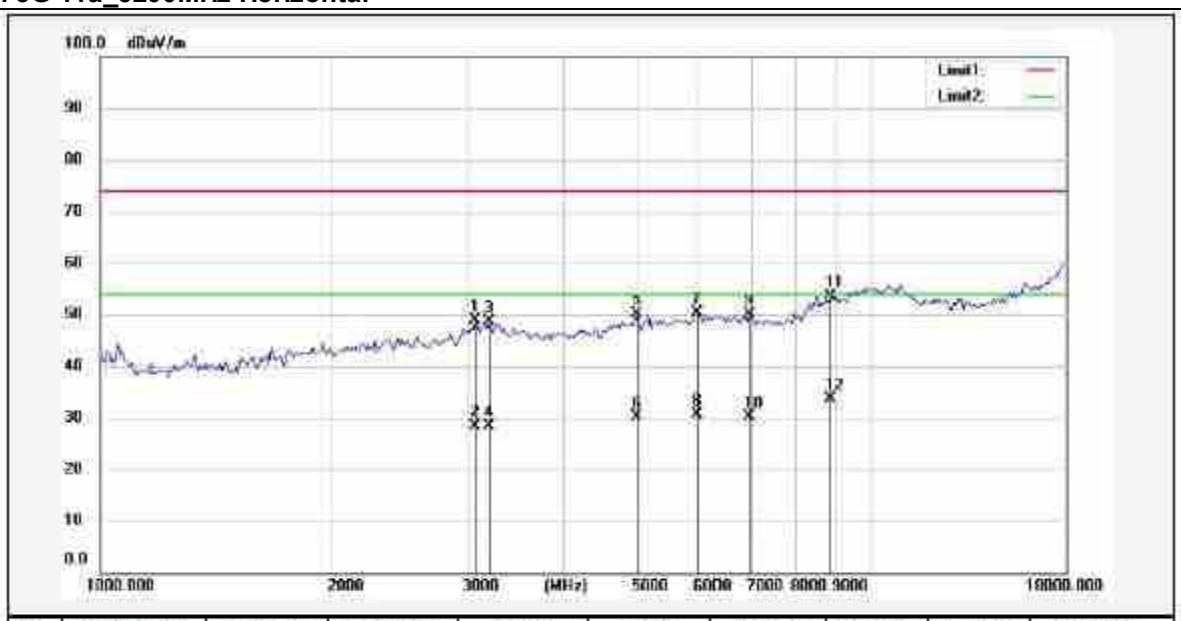

No.	Frequency (MHz)	Reading (dBuV)	Correction factor(dB/m)	Result (dBuV/m)	Limit (dBuV/m)	Margin (dB)	Degree (deg.)	Height (cm)	Remark
1	3076.2510	50.26	-1.46	48.80	74.00	-25.20	---	---	peak
2	3076.2510	29.92	-1.46	28.46	54.00	-25.54	---	---	AVG
3	3203.5448	49.24	-0.73	48.51	74.00	-25.49	---	---	peak
4	3203.5448	28.99	-0.73	28.26	54.00	-25.74	---	---	AVG
5	5004.1481	47.95	2.17	50.12	74.00	-23.88	---	---	peak
6	5004.1481	27.98	2.17	30.15	54.00	-23.85	---	---	AVG
7	5988.4308	49.39	0.99	50.38	74.00	-23.62	---	---	peak
8	5988.4308	29.66	0.99	30.65	54.00	-23.35	---	---	AVG
9	6961.7434	50.81	-0.58	50.23	74.00	-23.77	---	---	peak
10	6961.7434	30.73	-0.58	30.15	54.00	-23.85	---	---	AVG
11*	8879.1668	49.69	3.94	53.63	74.00	-20.37	---	---	peak
12	8879.1668	29.62	3.94	33.56	54.00	-20.44	---	---	AVG

Wi-Fi 5G 11a_5200MHz Vertical

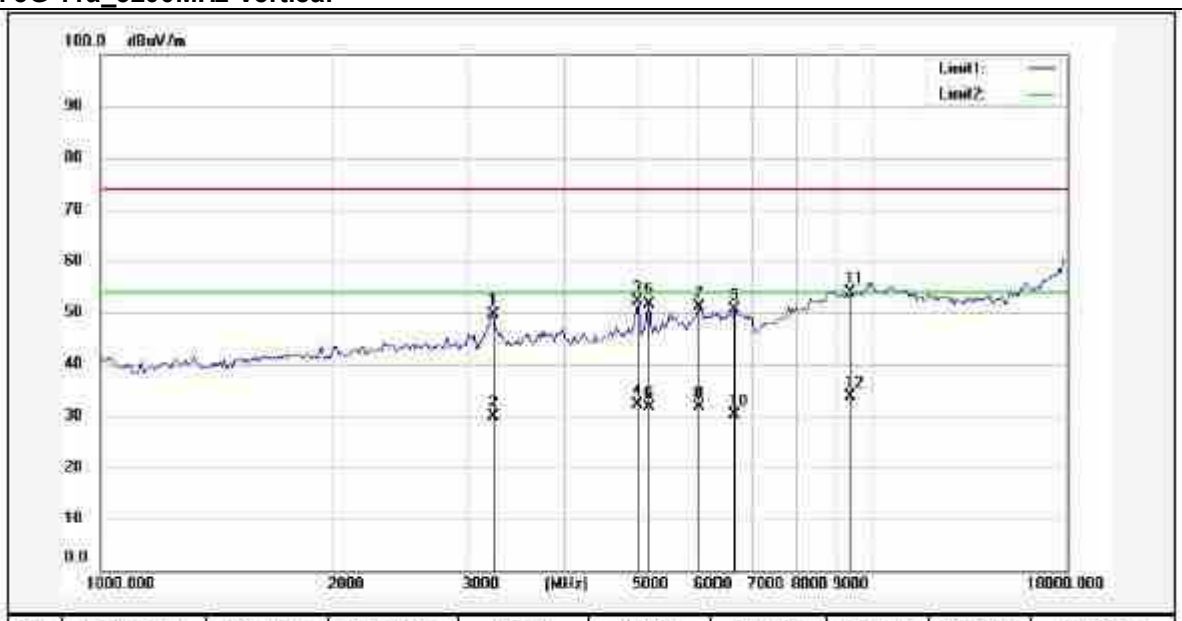

No.	Frequency (MHz)	Reading (dBuV)	Correction factor(dB/m)	Result (dBuV/m)	Limit (dBuV/m)	Margin (dB)	Degree (deg.)	Height (cm)	Remark
1	3240.8726	49.47	0.07	49.54	74.00	-24.46	---	---	peak
2	3240.8726	29.91	0.07	29.98	54.00	-24.02	---	---	AVG
3	5004.1481	49.14	3.00	52.14	74.00	-21.86	---	---	peak
4	5004.1481	29.15	3.00	32.15	54.00	-21.85	---	---	AVG
5	5181.1197	48.04	3.54	51.58	74.00	-22.42	---	---	peak
6	5181.1197	28.12	3.54	31.66	54.00	-22.34	---	---	AVG
7	6023.2183	48.07	3.18	51.25	74.00	-22.75	---	---	peak
8	6023.2183	28.37	3.18	31.55	54.00	-22.45	---	---	AVG
9	6646.5060	46.93	3.64	50.57	74.00	-23.43	---	---	peak
10	6646.5060	26.51	3.64	30.15	54.00	-23.85	---	---	AVG
11*	9408.6643	45.80	7.98	53.78	74.00	-20.22	---	---	peak
12	9408.6643	25.58	7.98	33.56	54.00	-20.44	---	---	AVG

Wi-Fi 5G 11a_5240MHz Horizontal

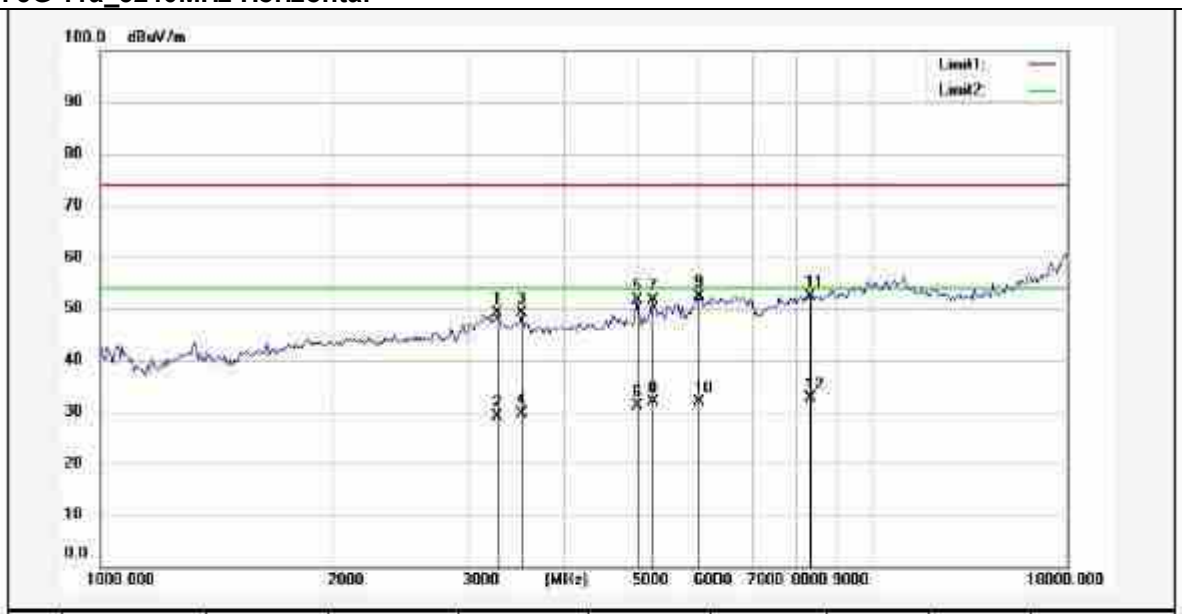

No.	Frequency (MHz)	Reading (dBuV)	Correction factor(dB/m)	Result (dBuV/m)	Limit (dBuV/m)	Margin (dB)	Degree (deg.)	Height (cm)	Remark
1	3278.6352	49.35	-0.23	49.12	74.00	-24.88	---	---	peak
2	3278.6352	29.38	-0.23	29.15	54.00	-24.85	---	---	AVG
3	3535.0502	49.55	-0.39	49.16	74.00	-24.84	---	---	peak
4	3535.0502	30.04	-0.39	29.65	54.00	-24.35	---	---	AVG
5	5004.1481	49.58	2.17	51.75	74.00	-22.25	---	---	peak
6	5004.1481	28.98	2.17	31.15	54.00	-22.85	---	---	AVG
7	5241.4903	48.90	2.84	51.74	74.00	-22.26	---	---	peak
8	5241.4903	29.11	2.84	31.95	54.00	-22.05	---	---	AVG
9	6023.2183	51.70	0.72	52.42	74.00	-21.58	---	---	peak
10	6023.2183	31.28	0.72	32.00	54.00	-22.00	---	---	AVG
11	8331.0717	49.86	2.55	52.41	74.00	-21.59	---	---	peak
12*	8331.0717	30.05	2.55	32.60	54.00	-21.40	---	---	AVG

Wi-Fi 5G 11a_5240MHz Vertical

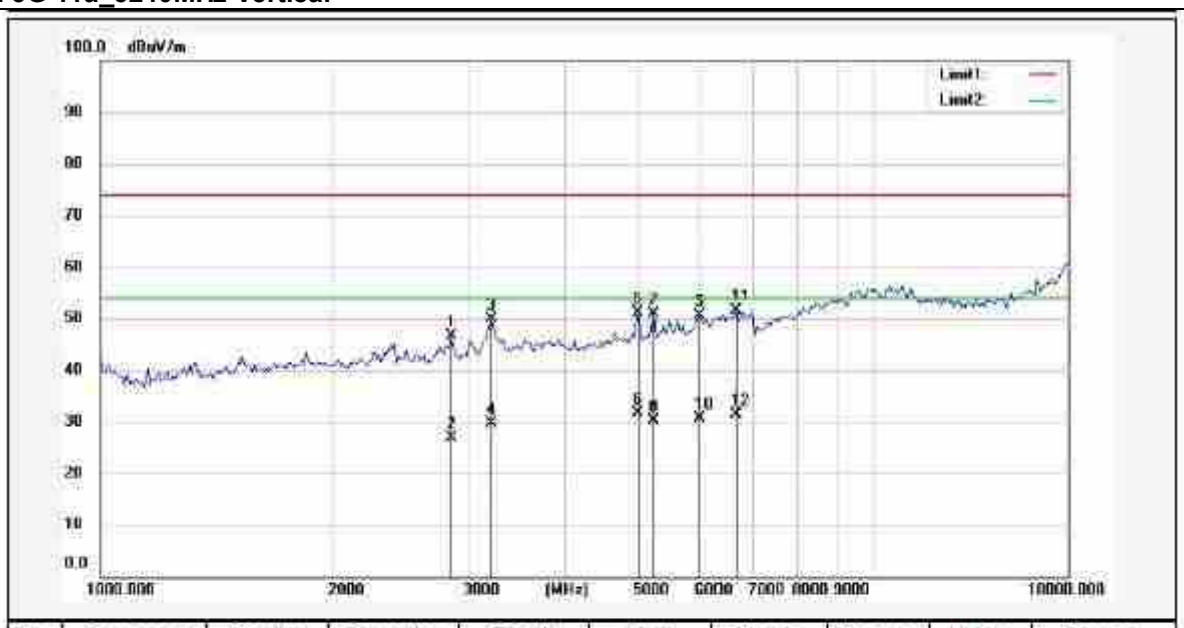

No.	Frequency (MHz)	Reading (dBuV)	Correction factor(dB/m)	Result (dBuV/m)	Limit (dBuV/m)	Margin (dB)	Degree (deg.)	Height (cm)	Remark
1	2853.1150	48.27	-1.60	46.67	74.00	-27.33	—	—	peak
2	2853.1150	28.58	-1.60	26.98	54.00	-27.02	—	—	AVG
3	3222.1547	49.87	-0.10	49.77	74.00	-24.23	—	—	peak
4	3222.1547	29.75	-0.10	29.65	54.00	-24.35	—	—	AVG
5	5004.1481	48.25	3.00	51.25	74.00	-22.75	—	—	peak
6	5004.1481	28.65	3.00	31.65	54.00	-22.35	—	—	AVG
7	5241.4903	47.06	3.72	50.78	74.00	-23.22	—	—	peak
8	5241.4903	26.43	3.72	30.15	54.00	-23.85	—	—	AVG
9	6023.2183	47.50	3.18	50.68	74.00	-23.32	—	—	peak
10	6023.2183	27.47	3.18	30.65	54.00	-23.35	—	—	AVG
11*	6685.1165	48.06	3.61	51.67	74.00	-22.33	—	—	peak
12	6685.1165	27.65	3.61	31.26	54.00	-22.74	—	—	AVG

Wi-Fi 5G 11a_5260MHz Horizontal

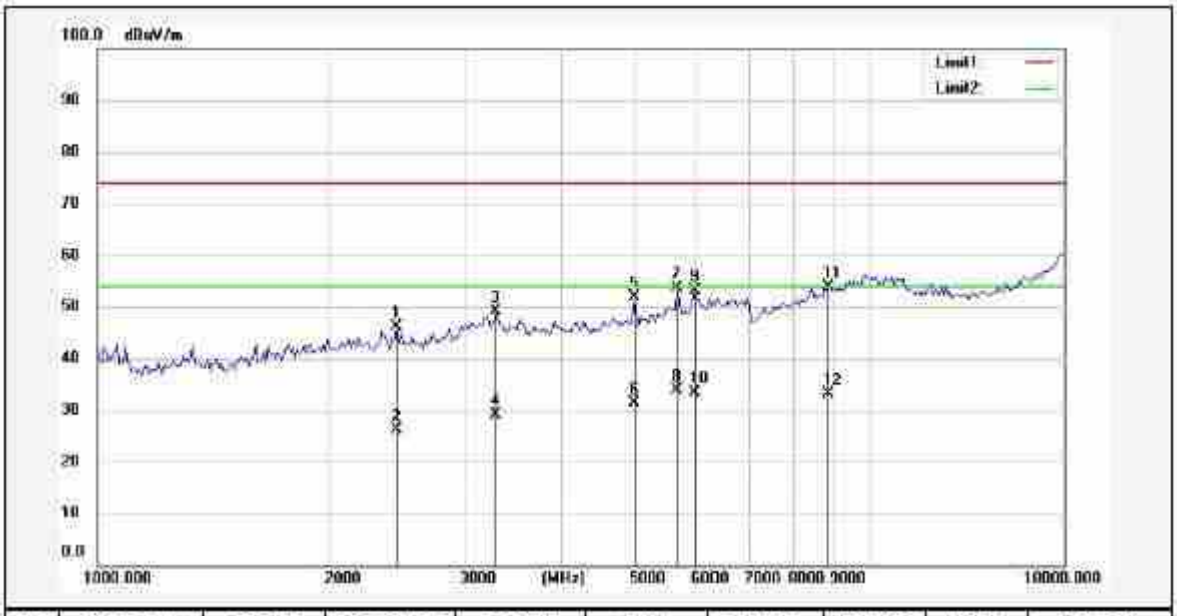

No.	Frequency (MHz)	Reading (dBuV)	Correction factor(dB/m)	Result (dBuV/m)	Limit (dBuV/m)	Margin (dB)	Degree (deg.)	Height (cm)	Remark
1	2454.2246	49.12	-2.97	46.15	74.00	-27.85	---	---	peak
2	2454.2246	29.13	-2.97	26.16	54.00	-27.84	---	---	AVG
3	3297.6813	49.24	-0.18	49.06	74.00	-24.94	---	---	peak
4	3297.6813	29.33	-0.18	29.15	54.00	-24.85	---	---	AVG
5	5004.1481	49.82	2.17	51.99	74.00	-22.01	---	---	peak
6	5004.1481	29.28	2.17	31.45	54.00	-22.55	---	---	AVG
7	5684.2456	50.76	2.85	53.61	74.00	-20.39	---	---	peak
8*	5684.2456	31.04	2.85	33.89	54.00	-20.11	---	---	AVG
9	5988.4308	52.06	0.99	53.05	74.00	-20.95	---	---	peak
10	5988.4308	32.42	0.99	33.41	54.00	-20.59	---	---	AVG
11	8879.1668	49.83	3.94	53.77	74.00	-20.23	---	---	peak
12	8879.1668	29.21	3.94	33.15	54.00	-20.85	---	---	AVG

Wi-Fi 5G 11a_5260MHz Vertical

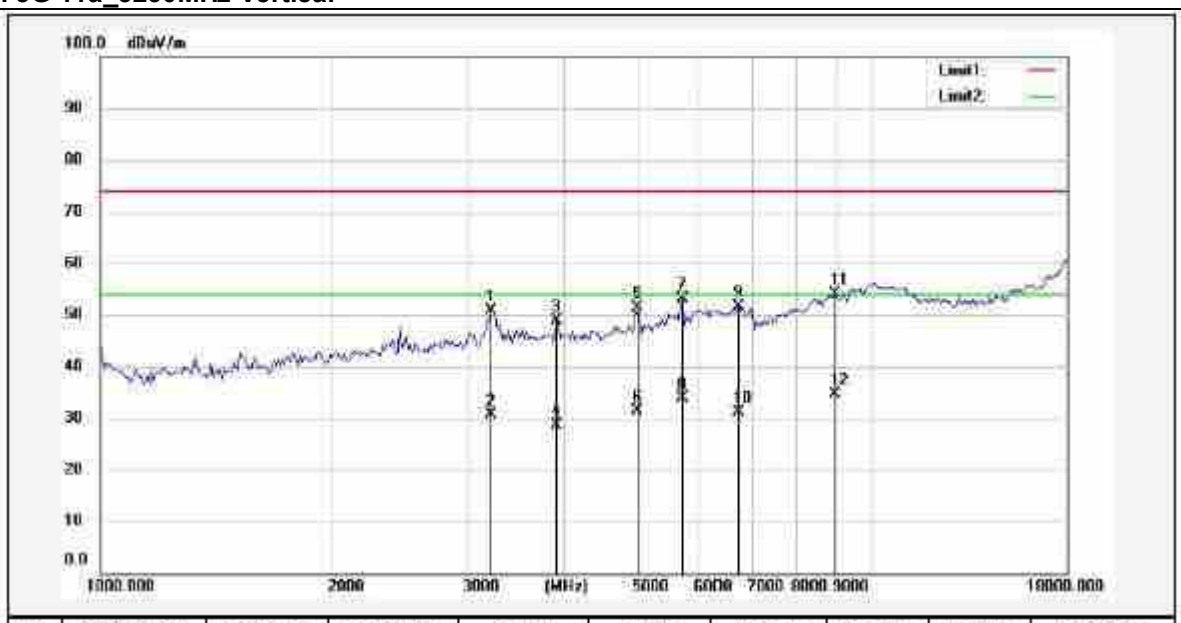

No.	Frequency (MHz)	Reading (dBuV)	Correction factor(dB/m)	Result (dBuV/m)	Limit (dBuV/m)	Margin (dB)	Degree (deg.)	Height (cm)	Remark
1	3222.1547	50.92	-0.10	50.82	74.00	-23.18	---	---	peak
2	3222.1547	30.66	-0.10	30.56	54.00	-23.44	---	---	AVG
3	3923.5207	47.86	1.02	48.88	74.00	-25.12	---	---	peak
4	3923.5207	27.63	1.02	28.65	54.00	-25.35	---	---	AVG
5	5004.1481	48.38	3.00	51.38	74.00	-22.62	---	---	peak
6	5004.1481	28.26	3.00	31.26	54.00	-22.74	---	---	AVG
7	5717.2663	49.40	3.83	53.23	74.00	-20.77	---	---	peak
8	5717.2663	30.02	3.83	33.85	54.00	-20.15	---	---	AVG
9	6723.9512	47.91	3.66	51.57	74.00	-22.43	---	---	peak
10	6723.9512	27.49	3.66	31.15	54.00	-22.85	---	---	AVG
11	8982.6270	47.04	7.15	54.19	74.00	-19.81	---	---	peak
12*	8982.6270	27.50	7.15	34.65	54.00	-19.35	---	---	AVG

Wi-Fi 5G 11a_5300MHz Horizontal

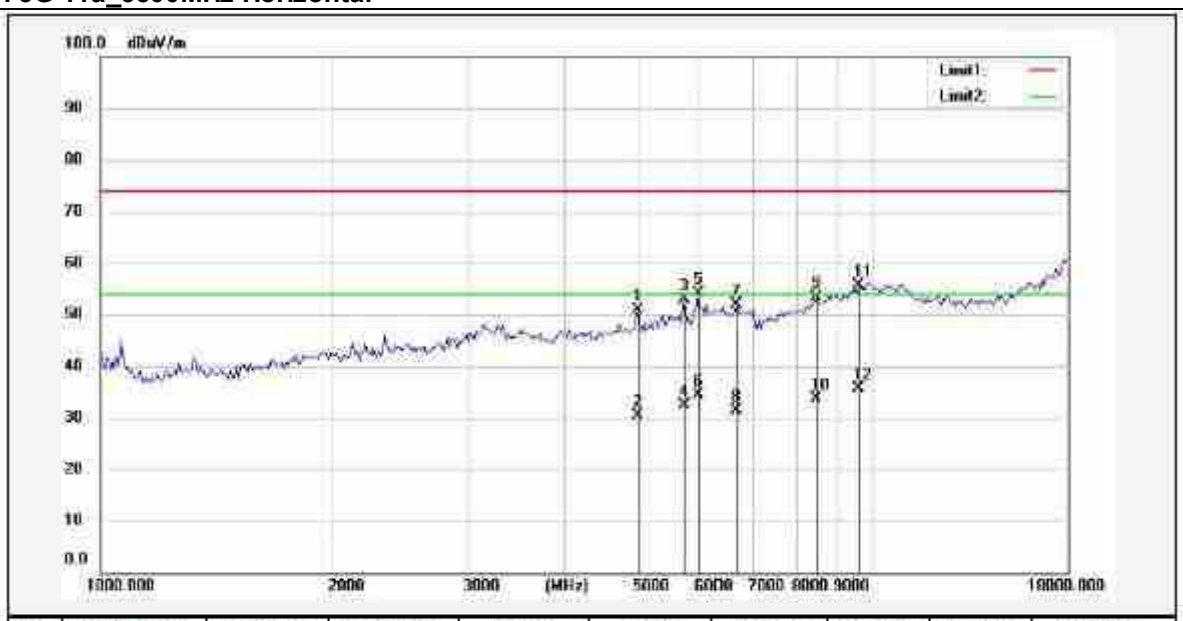

No.	Frequency (MHz)	Reading (dBuV)	Correction factor(dB/m)	Result (dBuV/m)	Limit (dBuV/m)	Margin (dB)	Degree (deg.)	Height (cm)	Remark
1	5004.1481	48.69	2.17	50.86	74.00	-23.14	---	---	peak
2	5004.1481	28.09	2.17	30.26	54.00	-23.74	---	---	AVG
3	5750.4786	50.06	2.91	52.97	74.00	-21.03	---	---	peak
4	5750.4786	29.35	2.91	32.26	54.00	-21.74	---	---	AVG
5	5988.4308	53.26	0.99	54.25	74.00	-19.75	---	---	peak
6	5988.4308	33.27	0.99	34.26	54.00	-19.74	---	---	AVG
7	6685.1165	52.69	-0.70	51.99	74.00	-22.01	---	---	peak
8	6685.1165	31.96	-0.70	31.26	54.00	-22.74	---	---	AVG
9	8477.1057	50.22	3.05	53.27	74.00	-20.73	---	---	peak
10	8477.1057	30.61	3.05	33.66	54.00	-20.34	---	---	AVG
11*	9629.2016	52.35	3.28	55.63	74.00	-18.37	---	---	peak
12	9629.2016	32.34	3.28	35.62	54.00	-18.38	---	---	AVG

Wi-Fi 5G 11a_5300MHz Vertical

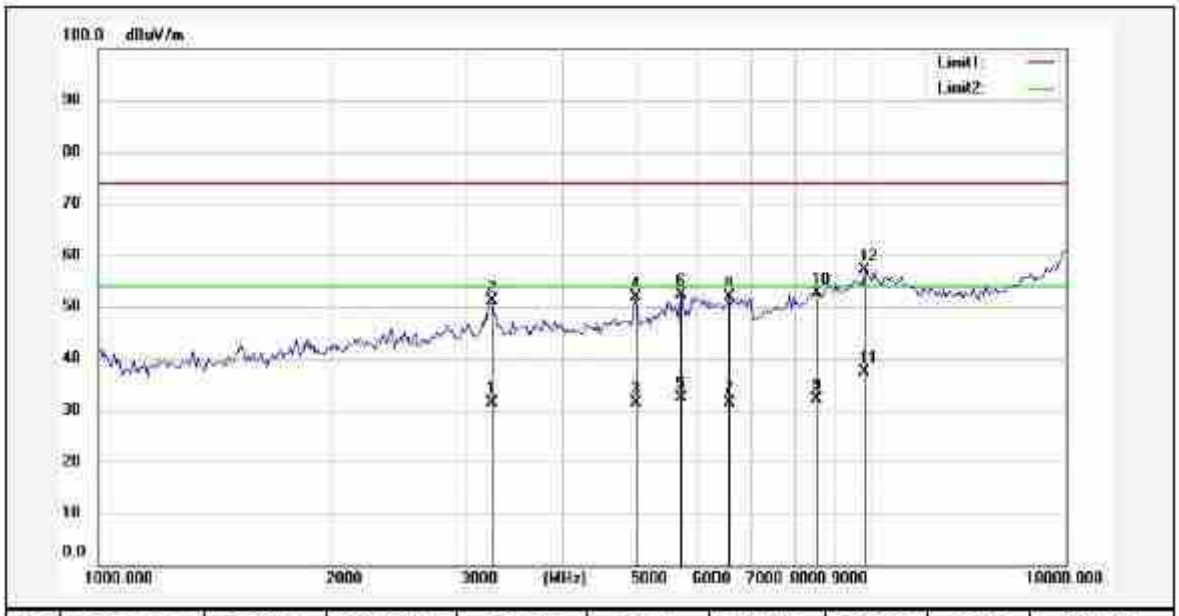

No.	Frequency (MHz)	Reading (dBuV)	Correction factor(dB/m)	Result (dBuV/m)	Limit (dBuV/m)	Margin (dB)	Degree (deg.)	Height (cm)	Remark
1	3240.8726	31.19	0.07	31.26	54.00	-22.74	---	---	AVG
2	3240.8726	51.06	0.07	51.13	74.00	-22.87	---	---	peak
3	5004.1481	28.26	3.00	31.26	54.00	-22.74	---	---	AVG
4	5004.1481	48.83	3.00	51.83	74.00	-22.17	---	---	peak
5	5717.2663	28.43	3.83	32.26	54.00	-21.74	---	---	AVG
6	5717.2663	48.56	3.83	52.39	74.00	-21.61	---	---	peak
7	6569.9528	27.69	3.57	31.26	54.00	-22.74	---	---	AVG
8	6569.9528	48.39	3.57	51.96	74.00	-22.04	---	---	peak
9	8526.3505	25.58	6.57	32.15	54.00	-21.85	---	---	AVG
10	8526.3505	46.03	6.57	52.60	74.00	-21.40	---	---	peak
11*	9854.9081	29.19	8.26	37.45	54.00	-16.55	---	---	AVG
12	9854.9081	48.93	8.26	57.19	74.00	-16.81	---	---	peak

Wi-Fi 5G 11a_5320MHz Horizontal

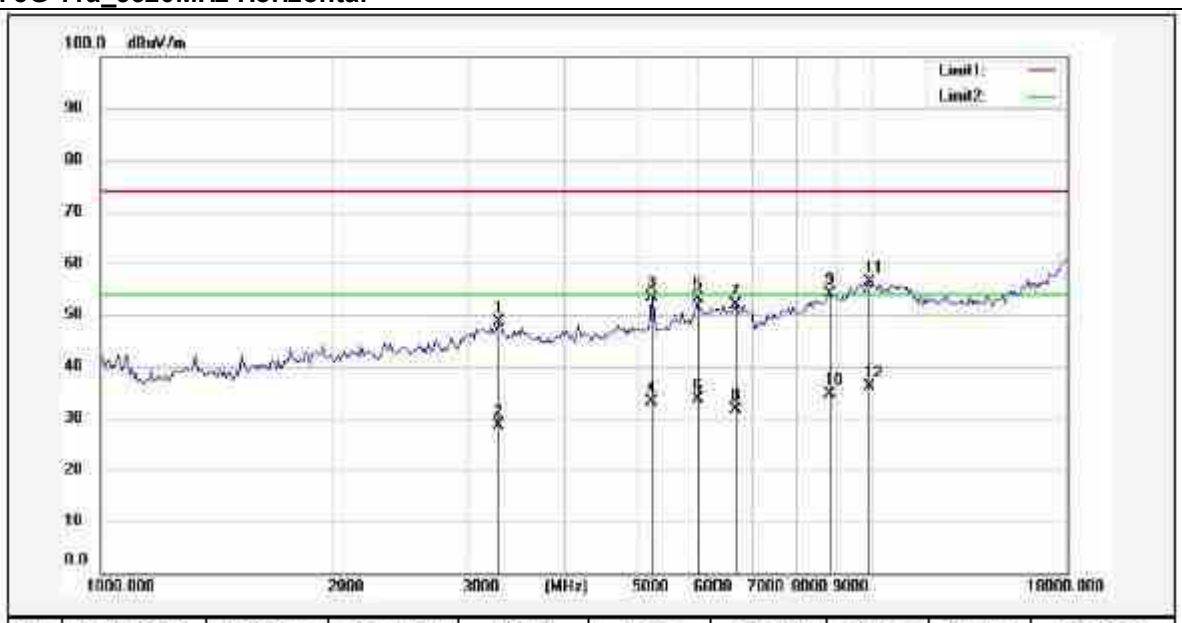

No.	Frequency (MHz)	Reading (dBuV)	Correction factor(dB/m)	Result (dBuV/m)	Limit (dBuV/m)	Margin (dB)	Degree (deg.)	Height (cm)	Remark
1	3297.6813	48.69	-0.18	48.51	74.00	-25.49	---	---	peak
2	3297.6813	28.81	-0.18	28.63	54.00	-25.37	---	---	AVG
3	5211.2174	50.62	2.75	53.37	74.00	-20.63	---	---	peak
4	5211.2174	30.27	2.75	33.02	54.00	-20.98	---	---	AVG
5	5988.4308	52.20	0.99	53.19	74.00	-20.81	---	---	peak
6	5988.4308	32.66	0.99	33.65	54.00	-20.35	---	---	AVG
7	6685.1165	52.66	-0.70	51.96	74.00	-22.04	---	---	peak
8	6685.1165	32.35	-0.70	31.65	54.00	-22.35	---	---	AVG
9	8827.8844	50.25	3.79	54.04	74.00	-19.96	---	---	peak
10	8827.8844	30.84	3.79	34.63	54.00	-19.37	---	---	AVG
11*	9969.7378	53.97	2.32	56.29	74.00	-17.71	---	---	peak
12	9969.7378	33.83	2.32	36.15	54.00	-17.85	---	---	AVG

Wi-Fi 5G 11a_5320MHz Vertical

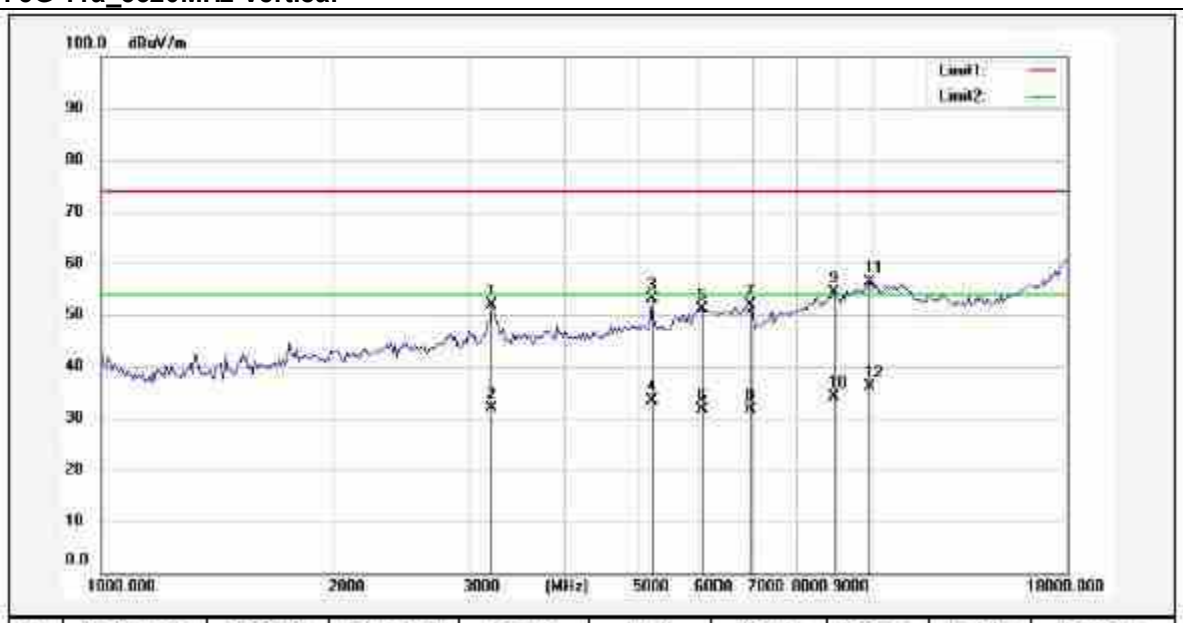

No.	Frequency (MHz)	Reading (dBuV)	Correction factor(dB/m)	Result (dBuV/m)	Limit (dBuV/m)	Margin (dB)	Degree (deg.)	Height (cm)	Remark
1	3222.1547	51.93	-0.10	51.83	74.00	-22.17	---	---	peak
2	3222.1547	32.08	-0.10	31.98	54.00	-22.02	---	---	AVG
3	5211.2174	49.56	3.63	53.19	74.00	-20.81	---	---	peak
4	5211.2174	29.63	3.63	33.26	54.00	-20.74	---	---	AVG
5	6058.2080	47.79	3.26	51.05	74.00	-22.95	---	---	peak
6	6058.2080	28.37	3.26	31.63	54.00	-22.37	---	---	AVG
7	6961.7434	48.33	3.46	51.79	74.00	-22.21	---	---	peak
8	6961.7434	28.19	3.46	31.65	54.00	-22.35	---	---	AVG
9	8930.7471	47.00	7.27	54.27	74.00	-19.73	---	---	peak
10	8930.7471	26.98	7.27	34.25	54.00	-19.75	---	---	AVG
11*	9969.7378	48.06	8.24	56.30	74.00	-17.70	---	---	peak
12	9969.7378	27.91	8.24	36.15	54.00	-17.85	---	---	AVG

Wi-Fi 5G 11a_5500MHz Horizontal

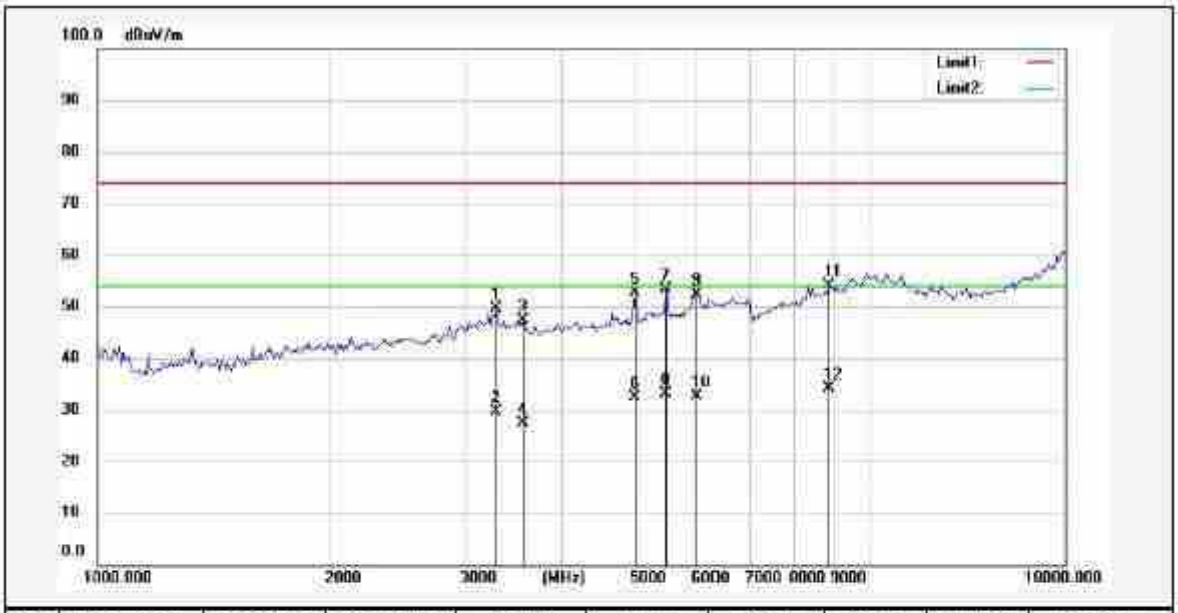

No.	Frequency (MHz)	Reading (dBuV)	Correction factor(dB/m)	Result (dBuV/m)	Limit (dBuV/m)	Margin (dB)	Degree (deg.)	Height (cm)	Remark
1	3297.6813	49.74	-0.18	49.56	74.00	-24.44	---	---	peak
2	3297.6813	29.81	-0.18	29.63	54.00	-24.37	---	---	AVG
3	3576.2408	47.53	-0.19	47.34	74.00	-26.66	---	---	peak
4	3576.2408	27.45	-0.19	27.26	54.00	-26.74	---	---	AVG
5	5004.1481	50.41	2.17	52.58	74.00	-21.42	---	---	peak
6	5004.1481	30.09	2.17	32.26	54.00	-21.74	---	---	AVG
7	5490.0891	50.59	2.78	53.37	74.00	-20.63	---	---	peak
8	5490.0891	30.37	2.78	33.15	54.00	-20.85	---	---	AVG
9	6023.2183	51.69	0.72	52.41	74.00	-21.59	---	---	peak
10	6023.2183	31.94	0.72	32.66	54.00	-21.34	---	---	AVG
11*	8879.1668	50.23	3.94	54.17	74.00	-19.83	---	---	peak
12	8879.1668	30.18	3.94	34.12	54.00	-19.88	---	---	AVG

Wi-Fi 5G 11a_5500MHz Vertical

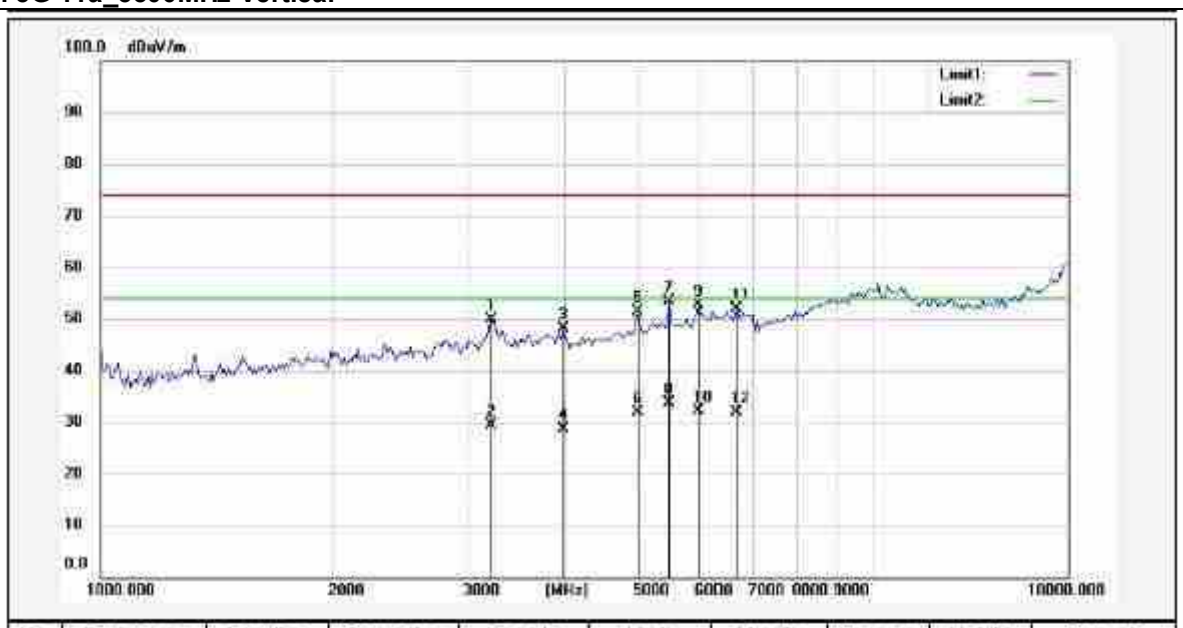

No.	Frequency (MHz)	Reading (dBuV)	Correction factor(dB/m)	Result (dBuV/m)	Limit (dBuV/m)	Margin (dB)	Degree (deg.)	Height (cm)	Remark
1	3222.1547	50.08	-0.10	49.98	74.00	-24.02	---	---	peak
2	3222.1547	29.36	-0.10	29.26	54.00	-24.74	---	---	AVG
3	3992.2957	46.86	1.20	48.06	74.00	-25.94	---	---	peak
4	3992.2957	27.45	1.20	28.65	54.00	-25.35	---	---	AVG
5	5004.1481	48.32	3.00	51.32	74.00	-22.68	---	---	peak
6	5004.1481	28.98	3.00	31.98	54.00	-22.02	---	---	AVG
7	5490.0891	49.66	3.72	53.38	74.00	-20.62	---	---	peak
8*	5490.0891	29.91	3.72	33.63	54.00	-20.37	---	---	AVG
9	5988.4308	48.46	4.08	52.54	74.00	-21.46	---	---	peak
10	5988.4308	28.07	4.08	32.15	54.00	-21.85	---	---	AVG
11	6685.1165	48.25	3.61	51.86	74.00	-22.14	---	---	peak
12	6685.1165	28.35	3.61	31.96	54.00	-22.04	---	---	AVG

Wi-Fi 5G 11a_5580MHz Horizontal

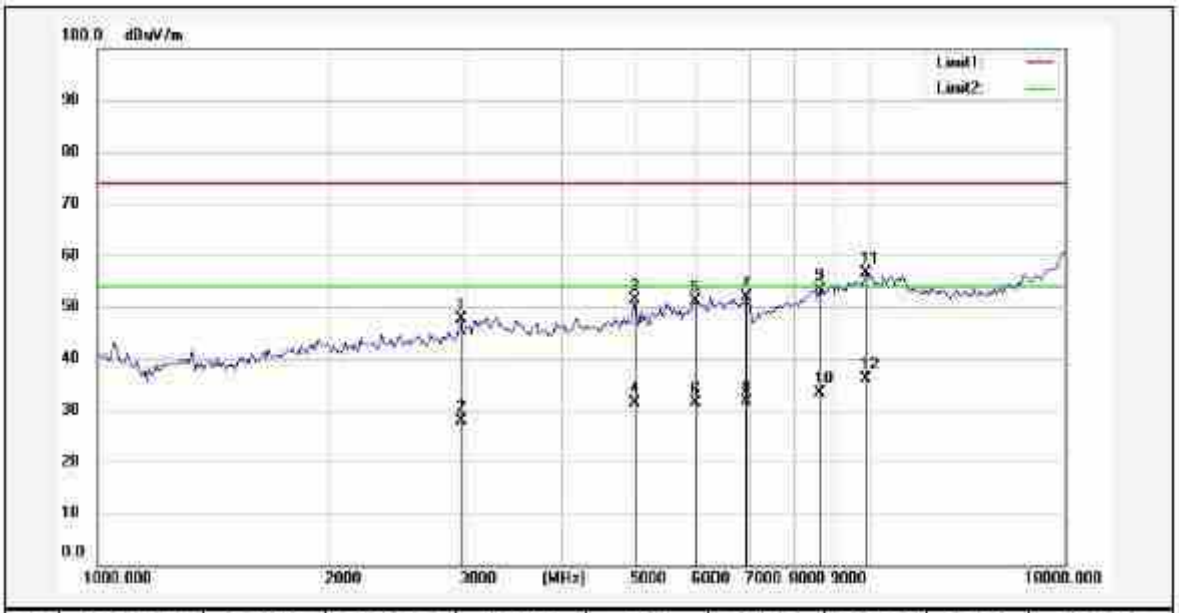

No.	Frequency (MHz)	Reading (dBuV)	Correction factor(dB/m)	Result (dBuV/m)	Limit (dBuV/m)	Margin (dB)	Degree (deg.)	Height (cm)	Remark
1	2971.1756	49.53	-1.97	47.56	74.00	-26.44	---	---	peak
2	2971.1756	29.93	-1.97	27.96	54.00	-26.04	---	---	AVG
3	5004.1481	49.30	2.17	51.47	74.00	-22.53	---	---	peak
4	5004.1481	29.09	2.17	31.26	54.00	-22.74	---	---	AVG
5	5988.4308	50.13	0.99	51.12	74.00	-22.88	---	---	peak
6	5988.4308	30.27	0.99	31.26	54.00	-22.74	---	---	AVG
7	6921.5352	52.38	-0.54	51.84	74.00	-22.16	---	---	peak
8	6921.5352	32.19	-0.54	31.65	54.00	-22.35	---	---	AVG
9	8625.6994	50.22	3.11	53.33	74.00	-20.67	---	---	peak
10	8625.6994	30.15	3.11	33.26	54.00	-20.74	---	---	AVG
11*	9912.1566	54.04	2.56	56.60	74.00	-17.40	---	---	peak
12	9912.1566	33.59	2.56	36.15	54.00	-17.85	---	---	AVG

Wi-Fi 5G 11a_5580MHz Vertical

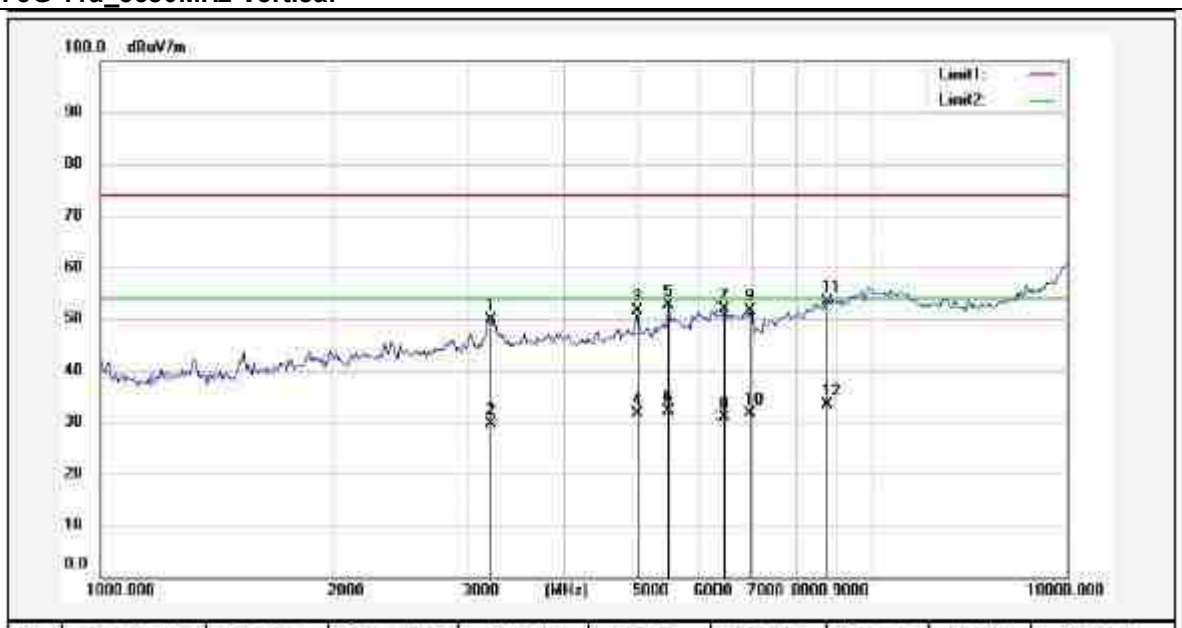

No.	Frequency (MHz)	Reading (dBuV)	Correction factor(dB/m)	Result (dBuV/m)	Limit (dBuV/m)	Margin (dB)	Degree (deg.)	Height (cm)	Remark
1	3222.1547	50.05	-0.10	49.95	74.00	-24.05	---	---	peak
2	3222.1547	29.73	-0.10	29.63	54.00	-24.37	---	---	AVG
3	5004.1481	48.60	3.00	51.60	74.00	-22.40	---	---	peak
4	5004.1481	28.65	3.00	31.65	54.00	-22.35	---	---	AVG
5	5490.0891	48.95	3.72	52.67	74.00	-21.33	---	---	peak
6	5490.0891	28.43	3.72	32.15	54.00	-21.85	---	---	AVG
7	6456.7731	48.54	3.30	51.84	74.00	-22.16	---	---	peak
8	6456.7731	27.70	3.30	31.00	54.00	-23.00	---	---	AVG
9	6961.7434	48.09	3.46	51.55	74.00	-22.45	---	---	peak
10	6961.7434	28.10	3.46	31.56	54.00	-22.44	---	---	AVG
11	8776.8981	46.32	7.01	53.33	74.00	-20.67	---	---	peak
12*	8776.8981	26.44	7.01	33.45	54.00	-20.55	---	---	AVG

Wi-Fi 5G 11a_5700MHz Horizontal

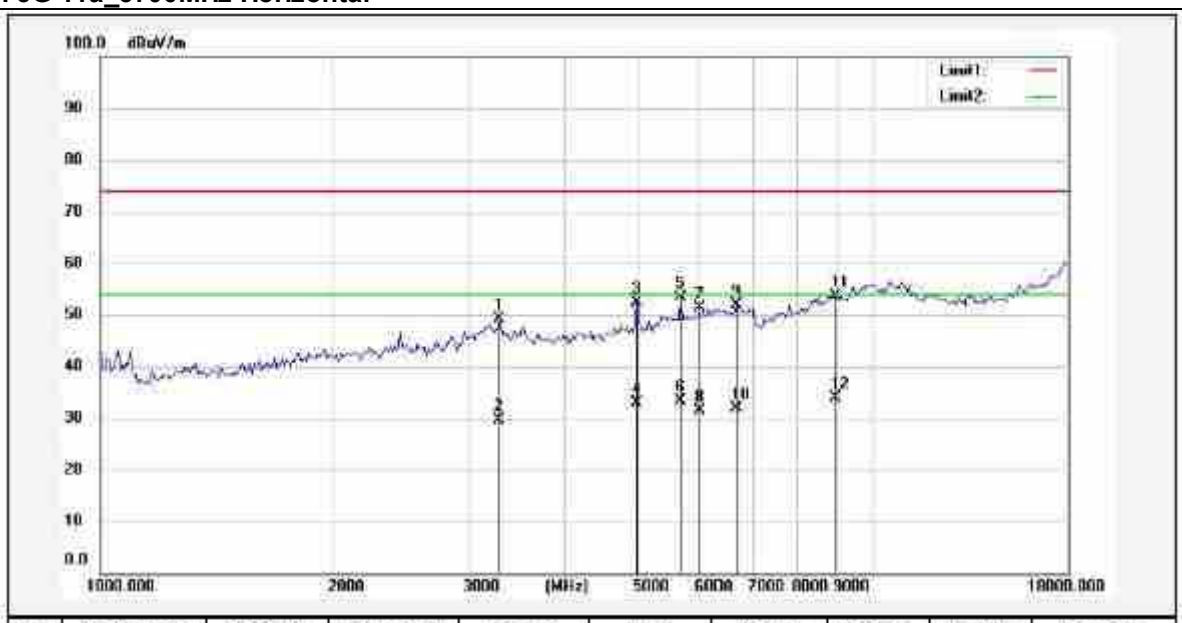

No.	Frequency (MHz)	Reading (dBuV)	Correction factor(dB/m)	Result (dBuV/m)	Limit (dBuV/m)	Margin (dB)	Degree (deg.)	Height (cm)	Remark
1	3297.6813	49.43	-0.18	49.25	74.00	-24.75	---	---	peak
2	3297.6813	29.74	-0.18	29.56	54.00	-24.44	---	---	AVG
3	4975.2461	50.26	2.15	52.41	74.00	-21.59	---	---	peak
4	4975.2461	30.83	2.15	32.98	54.00	-21.02	---	---	AVG
5	5684.2456	50.51	2.85	53.36	74.00	-20.64	---	---	peak
6	5684.2456	30.56	2.85	33.41	54.00	-20.59	---	---	AVG
7	6023.2183	50.71	0.72	51.43	74.00	-22.57	---	---	peak
8	6023.2183	30.54	0.72	31.26	54.00	-22.74	---	---	AVG
9	6685.1165	52.67	-0.70	51.97	74.00	-22.03	---	---	peak
10	6685.1165	32.68	-0.70	31.98	54.00	-22.02	---	---	AVG
11	8982.6270	49.78	3.81	53.59	74.00	-20.41	---	---	peak
12*	8982.6270	30.15	3.81	33.96	54.00	-20.04	---	---	AVG

Wi-Fi 5G 11a_5700MHz Vertical

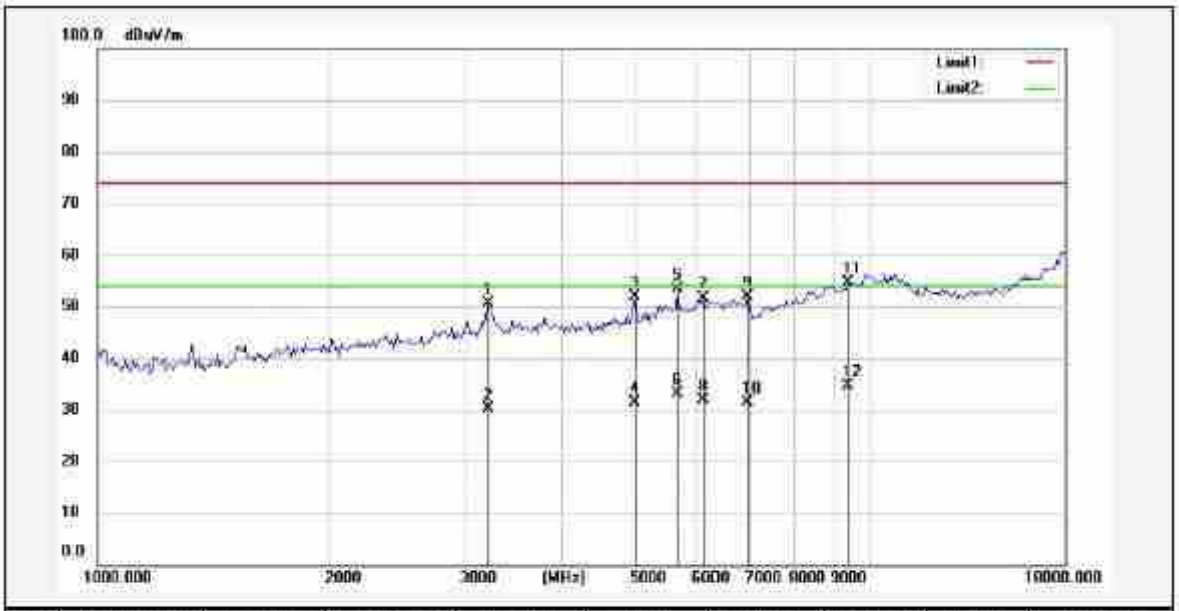

No.	Frequency (MHz)	Reading (dBuV)	Correction factor(dB/m)	Result (dBuV/m)	Limit (dBuV/m)	Margin (dB)	Degree (deg.)	Height (cm)	Remark
1	3222.1547	50.61	-0.10	50.51	74.00	-23.49	---	---	peak
2	3222.1547	30.25	-0.10	30.15	54.00	-23.85	---	---	AVG
3	5004.1481	48.94	3.00	51.94	74.00	-22.06	---	---	peak
4	5004.1481	28.26	3.00	31.26	54.00	-22.74	---	---	AVG
5	5684.2456	49.51	3.83	53.34	74.00	-20.66	---	---	peak
6	5684.2456	29.32	3.83	33.15	54.00	-20.85	---	---	AVG
7	6128.7982	48.48	3.24	51.72	74.00	-22.28	---	---	peak
8	6128.7982	28.74	3.24	31.98	54.00	-22.02	---	---	AVG
9	6961.7434	48.31	3.46	51.77	74.00	-22.23	---	---	peak
10	6961.7434	27.80	3.46	31.26	54.00	-22.74	---	---	AVG
11	9408.6643	46.55	7.98	54.53	74.00	-19.47	---	---	peak
12*	9408.6643	26.68	7.98	34.66	54.00	-19.34	---	---	AVG

Wi-Fi 5G 11a_5745MHz Horizontal

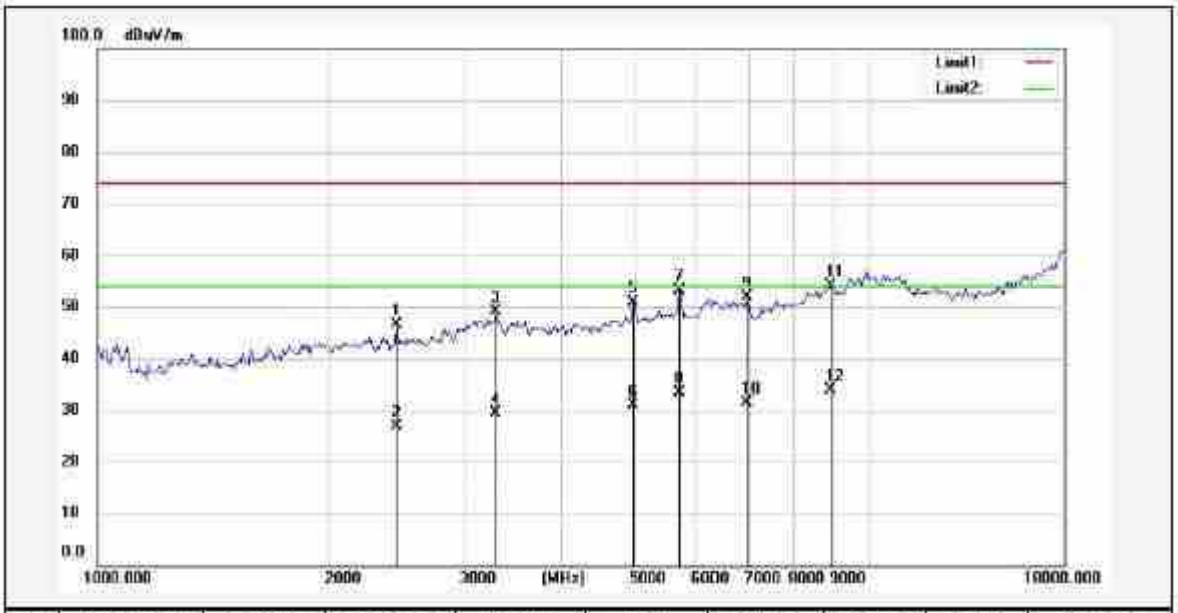

No.	Frequency (MHz)	Reading (dBuV)	Correction factor(dB/m)	Result (dBuV/m)	Limit (dBuV/m)	Margin (dB)	Degree (deg.)	Height (cm)	Remark
1	2454.2246	49.48	-2.97	46.51	74.00	-27.49	---	---	peak
2	2454.2246	29.93	-2.97	26.96	54.00	-27.04	---	---	AVG
3	3297.6813	49.19	-0.18	49.01	74.00	-24.99	---	---	peak
4	3297.6813	29.63	-0.18	29.45	54.00	-24.55	---	---	AVG
5	4975.2461	48.74	2.15	50.89	74.00	-23.11	---	---	peak
6	4975.2461	28.74	2.15	30.89	54.00	-23.11	---	---	AVG
7	5717.2663	50.25	2.85	53.10	74.00	-20.90	---	---	peak
8	5717.2663	30.41	2.85	33.26	54.00	-20.74	---	---	AVG
9	6961.7434	52.35	-0.58	51.77	74.00	-22.23	---	---	peak
10	6961.7434	31.84	-0.58	31.26	54.00	-22.74	---	---	AVG
11*	8930.7471	50.28	3.91	54.19	74.00	-19.81	---	---	peak
12	8930.7471	30.09	3.91	34.00	54.00	-20.00	---	---	AVG

Wi-Fi 5G 11a_5745MHz Vertical

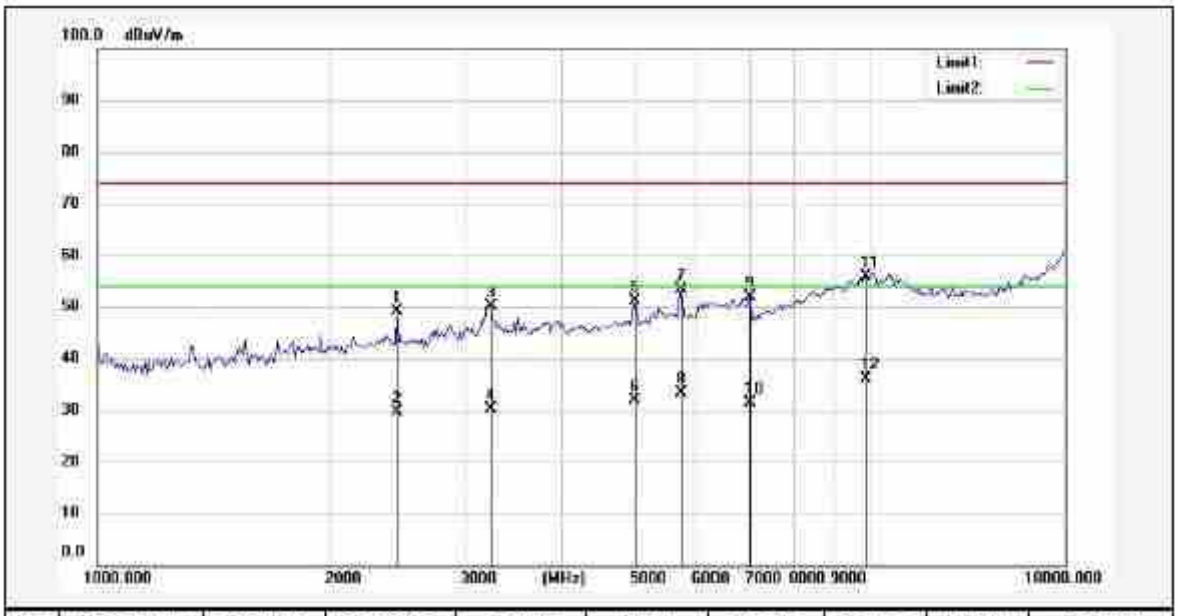

No.	Frequency (MHz)	Reading (dBuV)	Correction factor(dB/m)	Result (dBuV/m)	Limit (dBuV/m)	Margin (dB)	Degree (deg.)	Height (cm)	Remark
1	2454.2246	51.71	-2.67	49.04	74.00	-24.96	---	---	peak
2	2454.2246	32.23	-2.67	29.56	54.00	-24.44	---	---	AVG
3	3240.8726	50.02	0.07	50.09	74.00	-23.91	---	---	peak
4	3240.8726	30.08	0.07	30.15	54.00	-23.85	---	---	AVG
5	5004.1481	48.16	3.00	51.16	74.00	-22.84	---	---	peak
6	5004.1481	28.98	3.00	31.98	54.00	-22.02	---	---	AVG
7	5750.4786	49.55	3.90	53.45	74.00	-20.55	---	---	peak
8	5750.4786	29.55	3.90	33.45	54.00	-20.55	---	---	AVG
9	7002.1850	48.34	3.50	51.84	74.00	-22.16	---	---	peak
10	7002.1850	27.76	3.50	31.26	54.00	-22.74	---	---	AVG
11	9912.1566	47.68	8.32	56.00	74.00	-18.00	---	---	peak
12*	9912.1566	27.80	8.32	36.12	54.00	-17.88	---	---	AVG

Wi-Fi 5G 11a_5785MHz Horizontal

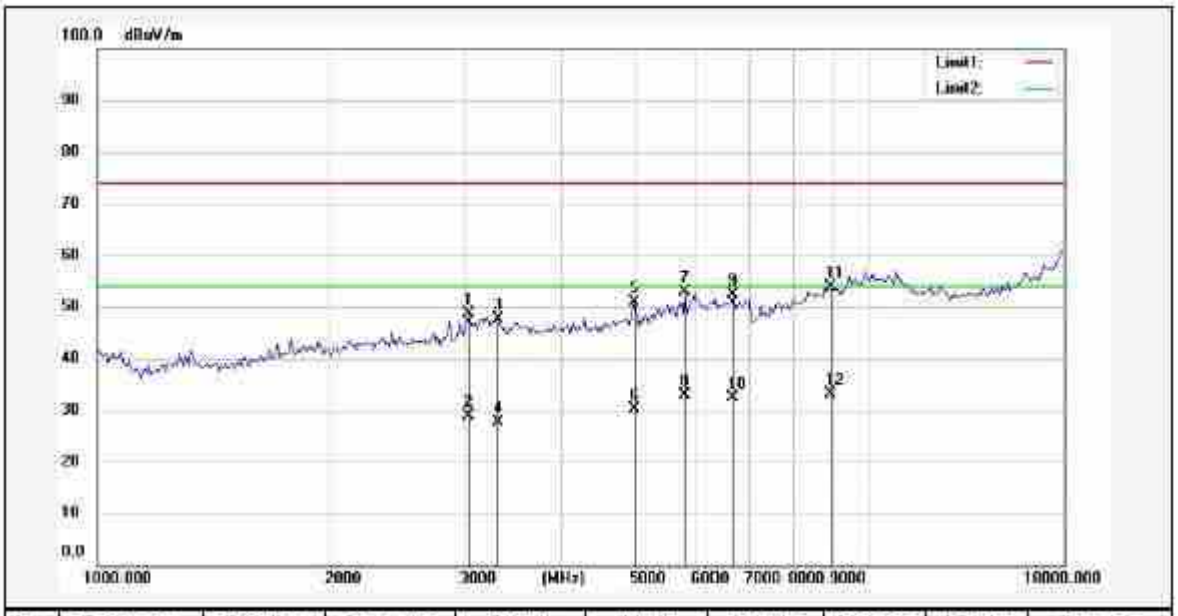

No.	Frequency (MHz)	Reading (dBuV)	Correction factor(dB/m)	Result (dBuV/m)	Limit (dBuV/m)	Margin (dB)	Degree (deg.)	Height (cm)	Remark
1	3040.8193	50.33	-1.77	48.56	74.00	-25.44	---	---	peak
2	3040.8193	30.75	-1.77	28.98	54.00	-25.02	---	---	AVG
3	3316.8380	47.87	-0.24	47.63	74.00	-26.37	---	---	peak
4	3316.8380	27.89	-0.24	27.65	54.00	-26.35	---	---	AVG
5	5004.1481	48.79	2.17	50.96	74.00	-23.04	---	---	peak
6	5004.1481	27.98	2.17	30.15	54.00	-23.85	---	---	AVG
7	5817.4834	49.98	2.88	52.86	74.00	-21.14	---	---	peak
8	5817.4834	30.11	2.88	32.99	54.00	-21.01	---	---	AVG
9	6685.1165	52.98	-0.70	52.28	74.00	-21.72	---	---	peak
10	6685.1165	32.96	-0.70	32.26	54.00	-21.74	---	---	AVG
11*	8930.7471	49.90	3.91	53.81	74.00	-20.19	---	---	peak
12	8930.7471	29.24	3.91	33.15	54.00	-20.85	---	---	AVG

Wi-Fi 5G 11a_5785MHz Vertical

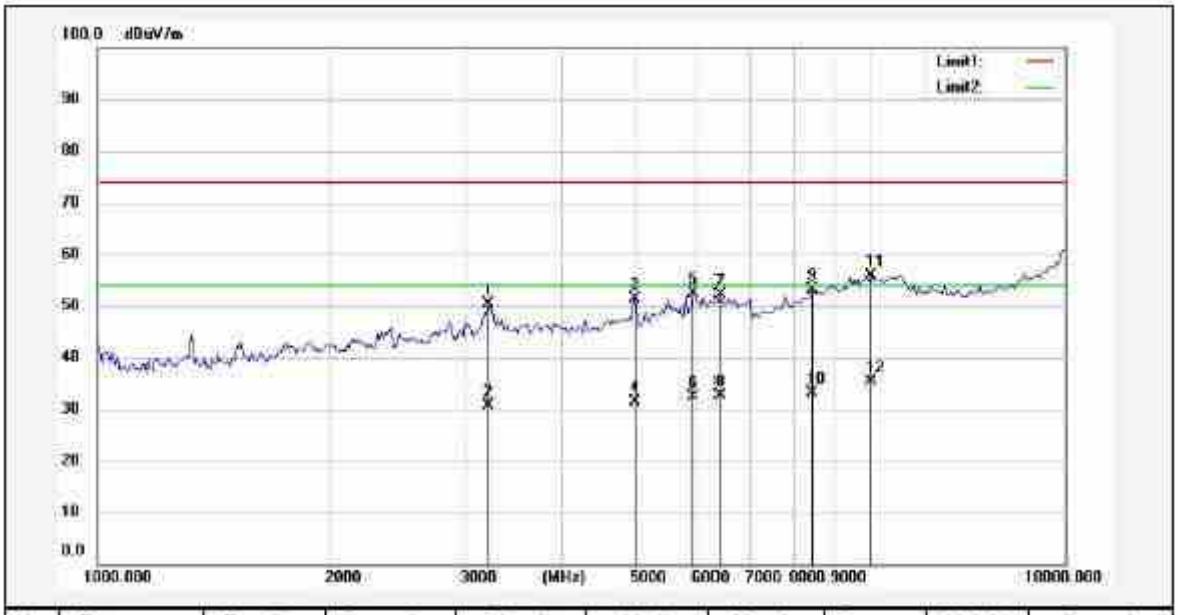

No.	Frequency (MHz)	Reading (dBuV)	Correction factor(dB/m)	Result (dBuV/m)	Limit (dBuV/m)	Margin (dB)	Degree (deg.)	Height (cm)	Remark
1	3222.1547	50.56	-0.10	50.46	74.00	-23.54	---	---	peak
2	3222.1547	30.79	-0.10	30.69	54.00	-23.31	---	---	AVG
3	5004.1481	48.48	3.00	51.48	74.00	-22.52	---	---	peak
4	5004.1481	28.26	3.00	31.26	54.00	-22.74	---	---	AVG
5	5953.8441	48.49	4.01	52.50	74.00	-21.50	---	---	peak
6	5953.8441	28.25	4.01	32.26	54.00	-21.74	---	---	AVG
7	6419.4813	48.70	3.42	52.12	74.00	-21.88	---	---	peak
8	6419.4813	29.24	3.42	32.66	54.00	-21.34	---	---	AVG
9	8428.1455	46.63	6.48	53.11	74.00	-20.89	---	---	peak
10	8428.1455	26.74	6.48	33.22	54.00	-20.78	---	---	AVG
11*	10085.9053	48.13	7.74	55.87	74.00	-18.13	---	---	peak
12	10085.9053	27.59	7.74	35.33	54.00	-18.67	---	---	AVG

Wi-Fi 5G 11a_5825MHz Horizontal

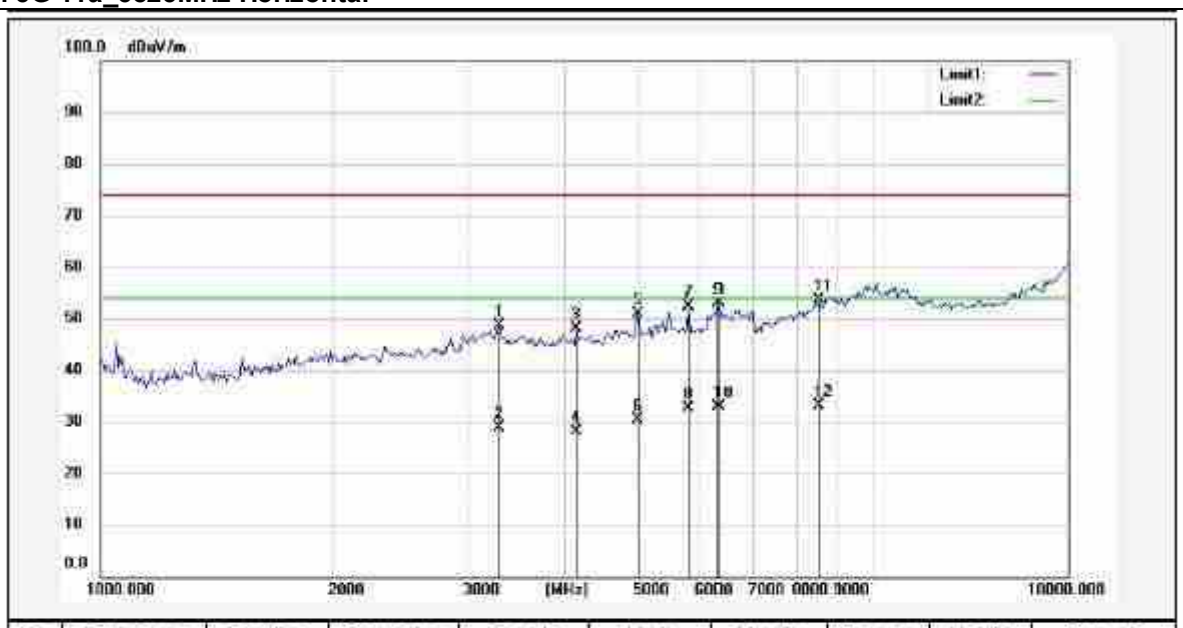

No.	Frequency (MHz)	Reading (dBuV)	Correction factor(dB/m)	Result (dBuV/m)	Limit (dBuV/m)	Margin (dB)	Degree (deg.)	Height (cm)	Remark
1	3297.6813	48.80	-0.18	48.62	74.00	-25.38	---	---	peak
2	3297.6813	29.14	-0.18	28.96	54.00	-25.04	---	---	AVG
3	4157.4950	47.61	0.51	48.12	74.00	-25.88	---	---	peak
4	4157.4950	27.64	0.51	28.15	54.00	-25.85	---	---	AVG
5	5004.1481	48.60	2.17	50.77	74.00	-23.23	---	---	peak
6	5004.1481	28.28	2.17	30.45	54.00	-23.55	---	---	AVG
7	5817.4834	49.57	2.88	52.45	74.00	-21.55	---	---	peak
8	5817.4834	29.78	2.88	32.66	54.00	-21.34	---	---	AVG
9	6345.5430	54.25	-1.33	52.92	74.00	-21.08	---	---	peak
10	6345.5430	34.29	-1.33	32.96	54.00	-21.04	---	---	AVG
11*	8526.3505	50.60	3.08	53.68	74.00	-20.32	---	---	peak
12	8526.3505	30.07	3.08	33.15	54.00	-20.85	---	---	AVG

Wi-Fi 5G 11a_5825MHz Vertical

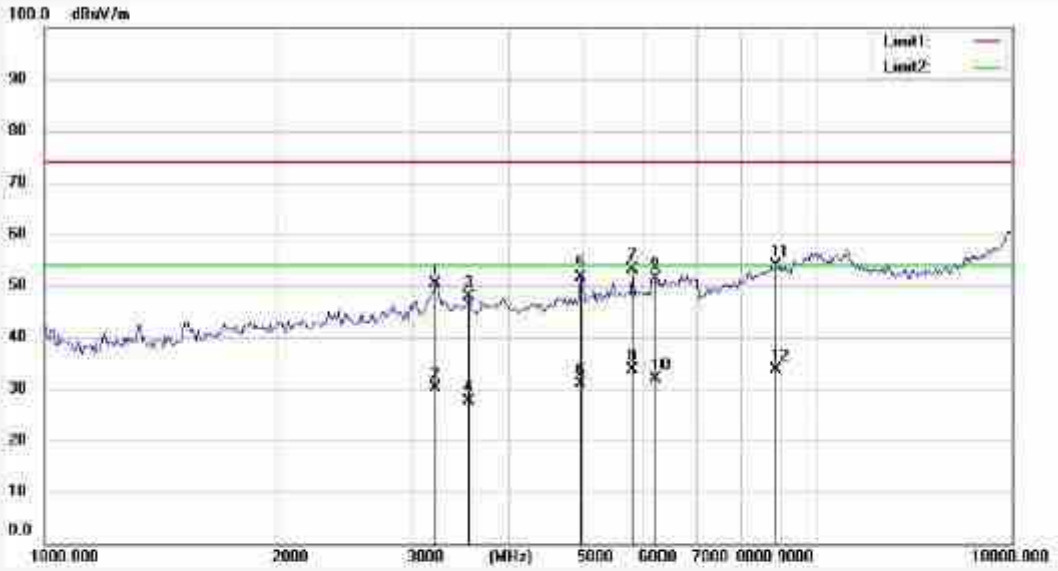

No.	Frequency (MHz)	Reading (dBuV)	Correction factor(dB/m)	Result (dBuV/m)	Limit (dBuV/m)	Margin (dB)	Degree (deg.)	Height (cm)	Remark
1	3222.1547	50.41	-0.10	50.31	74.00	-23.69	---	---	peak
2	3222.1547	30.26	-0.10	30.16	54.00	-23.84	---	---	AVG
3	3555.5860	47.55	0.23	47.78	74.00	-26.22	---	---	peak
4	3555.5860	27.41	0.23	27.64	54.00	-26.36	---	---	AVG
5	4975.2461	48.68	2.98	51.66	74.00	-22.34	---	---	peak
6	4975.2461	28.02	2.98	31.00	54.00	-23.00	---	---	AVG
7	5817.4834	49.03	4.07	53.10	74.00	-20.90	---	---	peak
8	5817.4834	29.58	4.07	33.65	54.00	-20.35	---	---	AVG
9	6236.2290	48.29	3.07	51.36	74.00	-22.64	---	---	peak
10	6236.2290	28.92	3.07	31.99	54.00	-22.01	---	---	AVG
11*	8879.1668	46.59	7.31	53.90	74.00	-20.10	---	---	peak
12	8879.1668	26.35	7.31	33.66	54.00	-20.34	---	---	AVG

Wi-Fi 5G 802.11n20:

Wi-Fi 5G 11n20_5180MHz Horizontal

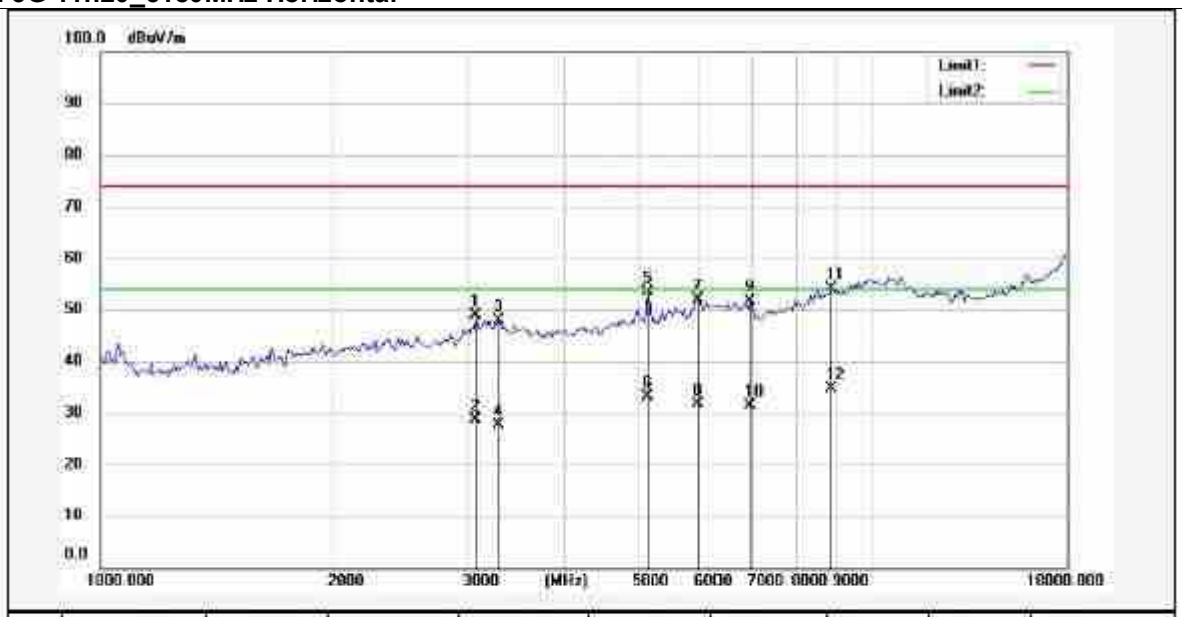

No.	Frequency (MHz)	Reading (dBuV)	Correction factor(dB/m)	Result (dBuV/m)	Limit (dBuV/m)	Margin (dB)	Degree (deg.)	Height (cm)	Remark
1	3076.2510	50.26	-1.46	48.80	74.00	-25.20	---	---	peak
2	3076.2510	30.02	-1.46	28.56	54.00	-25.44	---	---	AVG
3	3297.6813	48.10	-0.18	47.92	74.00	-26.08	---	---	peak
4	3297.6813	27.83	-0.18	27.65	54.00	-26.35	---	---	AVG
5	5151.1958	50.81	2.59	53.40	74.00	-20.60	---	---	peak
6	5151.1958	30.56	2.59	33.15	54.00	-20.85	---	---	AVG
7	5988.4308	50.89	0.99	51.88	74.00	-22.12	---	---	peak
8	5988.4308	30.57	0.99	31.56	54.00	-22.44	---	---	AVG
9	6961.7434	52.31	-0.58	51.73	74.00	-22.27	---	---	peak
10	6961.7434	31.84	-0.58	31.26	54.00	-22.74	---	---	AVG
11	8879.1668	50.19	3.94	54.13	74.00	-19.87	---	---	peak
12*	8879.1668	30.66	3.94	34.60	54.00	-19.40	---	---	AVG

Wi-Fi 5G 11n20_5180MHz Vertical

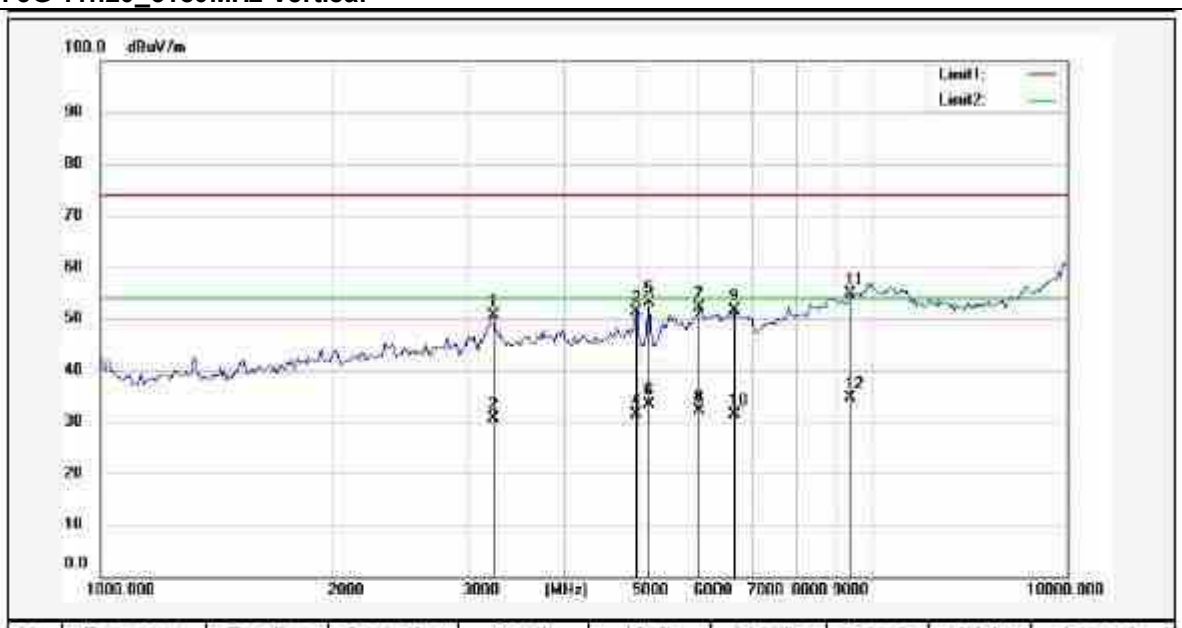

No.	Frequency (MHz)	Reading (dBuV)	Correction factor(dB/m)	Result (dBuV/m)	Limit (dBuV/m)	Margin (dB)	Degree (deg.)	Height (cm)	Remark
1	3240.8726	50.47	0.07	50.54	74.00	-23.46	---	---	peak
2	3240.8726	30.49	0.07	30.56	54.00	-23.44	---	---	AVG
3	4975.2461	48.31	2.98	51.29	74.00	-22.71	---	---	peak
4	4975.2461	28.28	2.98	31.26	54.00	-22.74	---	---	AVG
5	5181.1197	49.54	3.54	53.08	74.00	-20.92	---	---	peak
6	5181.1197	29.72	3.54	33.26	54.00	-20.74	---	---	AVG
7	6023.2183	49.07	3.18	52.25	74.00	-21.75	---	---	peak
8	6023.2183	28.97	3.18	32.15	54.00	-21.85	---	---	AVG
9	6646.5060	47.93	3.64	51.57	74.00	-22.43	---	---	peak
10	6646.5060	27.62	3.64	31.26	54.00	-22.74	---	---	AVG
11*	9408.6643	46.80	7.98	54.78	74.00	-19.22	---	---	peak
12	9408.6643	26.55	7.98	34.53	54.00	-19.47	---	---	AVG

Wi-Fi 5G 11n20_5320MHz Horizontal

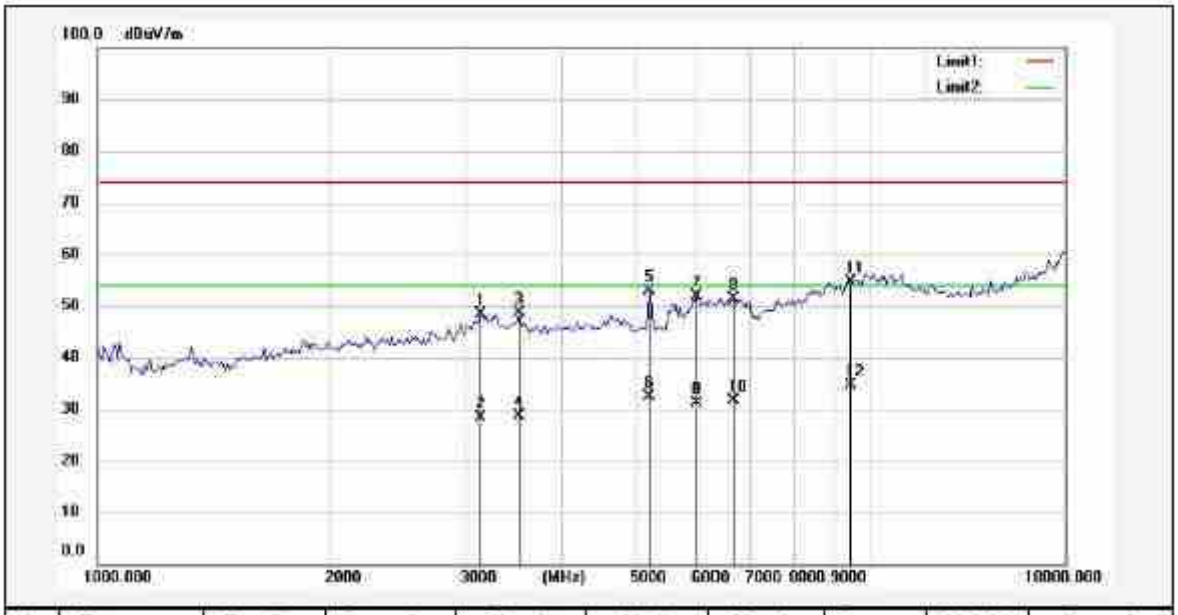

No.	Frequency (MHz)	Reading (dBuV)	Correction factor(dB/m)	Result (dBuV/m)	Limit (dBuV/m)	Margin (dB)	Degree (deg.)	Height (cm)	Remark
1	3148.3576	49.51	-1.05	48.46	74.00	-25.54	---	---	peak
2	3148.3576	29.31	-1.05	28.26	54.00	-25.74	---	---	AVG
3	3535.0502	49.05	-0.39	48.66	74.00	-25.34	---	---	peak
4	3535.0502	29.04	-0.39	28.65	54.00	-25.35	---	---	AVG
5	5211.2174	50.04	2.75	52.79	74.00	-21.21	---	---	peak
6	5211.2174	29.51	2.75	32.26	54.00	-21.74	---	---	AVG
7	6023.2183	51.20	0.72	51.92	74.00	-22.08	---	---	peak
8	6023.2183	30.53	0.72	31.25	54.00	-22.75	---	---	AVG
9	6685.1165	52.11	-0.70	51.41	74.00	-22.59	---	---	peak
10	6685.1165	32.32	-0.70	31.62	54.00	-22.38	---	---	AVG
11*	9463.3204	51.37	3.28	54.65	74.00	-19.35	---	---	peak
12	9463.3204	31.37	3.28	34.65	54.00	-19.35	---	---	AVG

Wi-Fi 5G 11n20_5320MHz Vertical

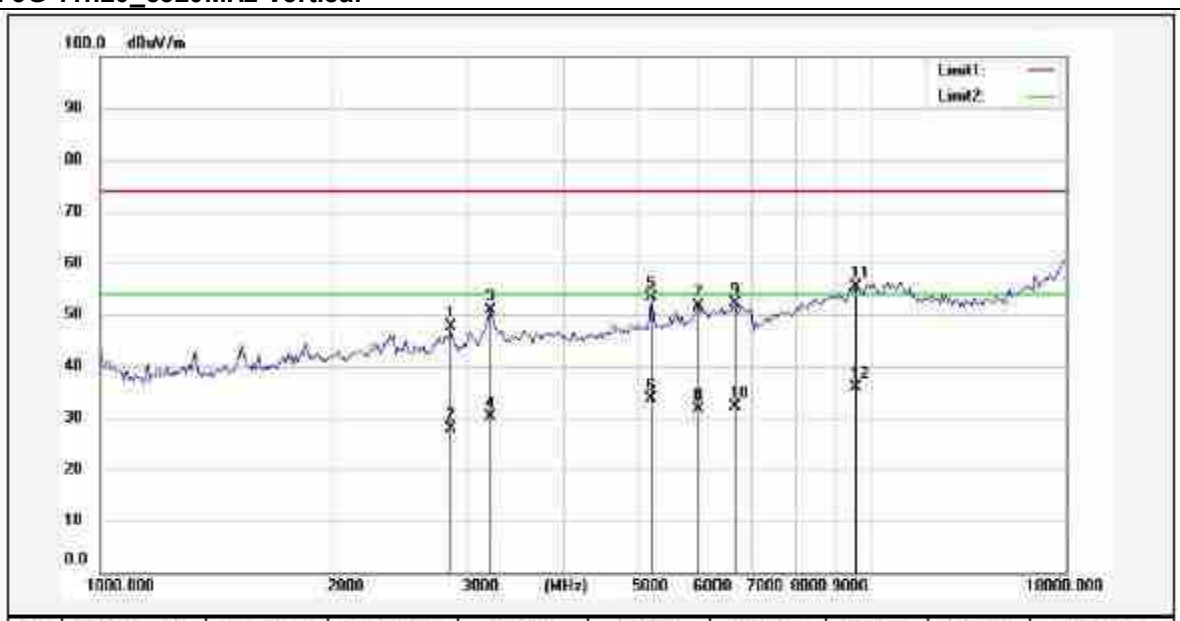

No.	Frequency (MHz)	Reading (dBuV)	Correction factor(dB/m)	Result (dBuV/m)	Limit (dBuV/m)	Margin (dB)	Degree (deg.)	Height (cm)	Remark
1	2853.1150	49.27	-1.60	47.67	74.00	-26.33	---	---	peak
2	2853.1150	29.56	-1.60	27.96	54.00	-26.04	---	---	AVG
3	3222.1547	50.87	-0.10	50.77	74.00	-23.23	---	---	peak
4	3222.1547	30.25	-0.10	30.15	54.00	-23.85	---	---	AVG
5	5211.2174	49.74	3.63	53.37	74.00	-20.63	---	---	peak
6	5211.2174	30.02	3.63	33.65	54.00	-20.35	---	---	AVG
7	6023.2183	48.50	3.18	51.68	74.00	-22.32	---	---	peak
8	6023.2183	28.47	3.18	31.65	54.00	-22.35	---	---	AVG
9	6685.1165	48.56	3.61	52.17	74.00	-21.83	---	---	peak
10	6685.1165	28.54	3.61	32.15	54.00	-21.85	---	---	AVG
11	9573.5871	47.22	8.19	55.41	74.00	-18.59	---	---	peak
12*	9573.5871	27.77	8.19	35.96	54.00	-18.04	---	---	AVG

Wi-Fi 5G 11n20_5500MHz Horizontal

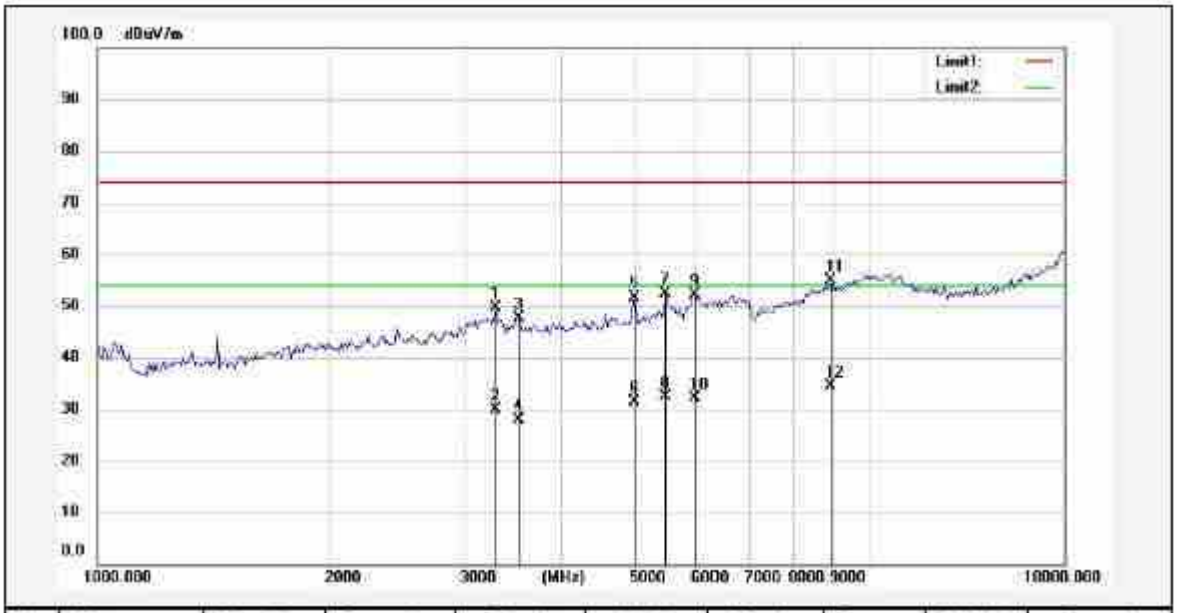

No.	Frequency (MHz)	Reading (dBuV)	Correction factor(dB/m)	Result (dBuV/m)	Limit (dBuV/m)	Margin (dB)	Degree (deg.)	Height (cm)	Remark
1	3297.6813	49.90	-0.18	49.72	74.00	-24.28	---	---	peak
2	3297.6813	30.16	-0.18	29.98	54.00	-24.02	---	---	AVG
3	3535.0502	48.02	-0.39	47.63	74.00	-26.37	---	---	peak
4	3535.0502	28.35	-0.39	27.96	54.00	-26.04	---	---	AVG
5	5004.1481	49.37	2.17	51.54	74.00	-22.46	---	---	peak
6	5004.1481	29.09	2.17	31.26	54.00	-22.74	---	---	AVG
7	5490.0891	49.58	2.78	52.36	74.00	-21.64	---	---	peak
8	5490.0891	29.48	2.78	32.26	54.00	-21.74	---	---	AVG
9	5968.4308	51.03	0.99	52.02	74.00	-21.98	---	---	peak
10	5968.4308	31.16	0.99	32.15	54.00	-21.85	---	---	AVG
11*	8930.7471	51.03	3.91	54.94	74.00	-19.06	---	---	peak
12	8930.7471	30.35	3.91	34.26	54.00	-19.74	---	---	AVG

Wi-Fi 5G 11n20_5500MHz Vertical

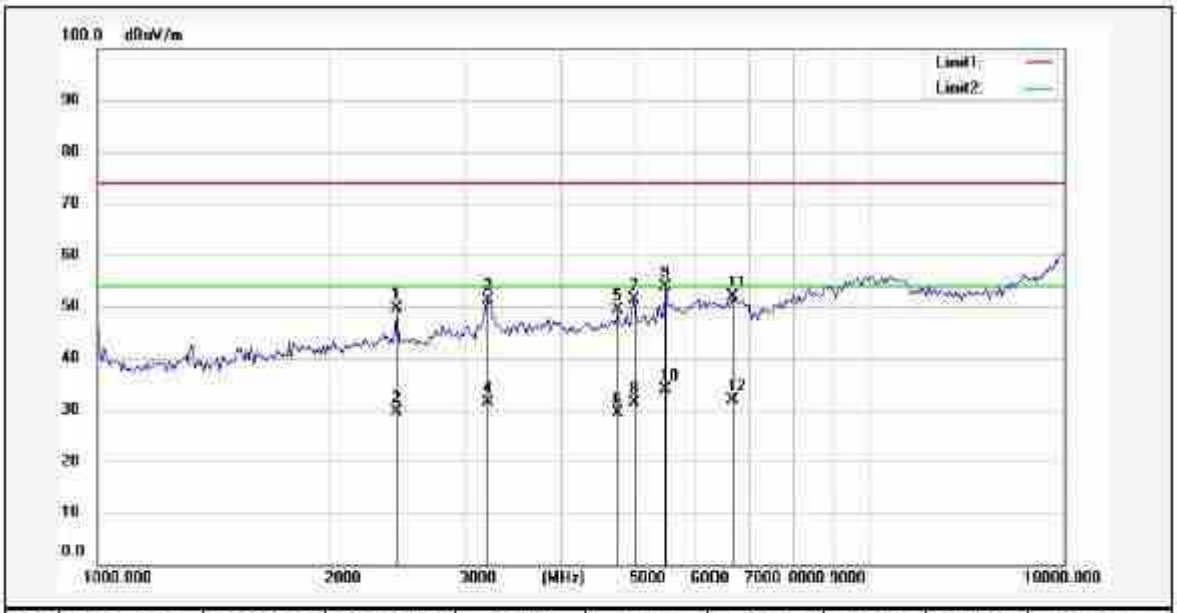

No.	Frequency (MHz)	Reading (dBuV)	Correction factor(dB/m)	Result (dBuV/m)	Limit (dBuV/m)	Margin (dB)	Degree (deg.)	Height (cm)	Remark
1	2454.2246	52.37	-2.67	49.70	74.00	-24.30	---	---	peak
2	2454.2246	32.30	-2.67	29.63	54.00	-24.37	---	---	AVG
3	3222.1547	51.41	-0.10	51.31	74.00	-22.69	---	---	peak
4	3222.1547	31.36	-0.10	31.26	54.00	-22.74	---	---	AVG
5	4749.9602	46.67	2.65	49.32	74.00	-24.68	---	---	peak
6	4749.9602	26.68	2.65	29.33	54.00	-24.67	---	---	AVG
7	5004.1481	48.26	3.00	51.26	74.00	-22.74	---	---	peak
8	5004.1481	28.26	3.00	31.26	54.00	-22.74	---	---	AVG
9*	5490.0891	50.28	3.72	54.00	74.00	-20.00	---	---	peak
10	5490.0891	30.28	3.72	34.00	54.00	-20.00	---	---	AVG
11	6685.1165	48.24	3.61	51.85	74.00	-22.15	---	---	peak
12	6685.1165	28.17	3.61	31.78	54.00	-22.22	---	---	AVG

Wi-Fi 5G 11n20_5745MHz Horizontal

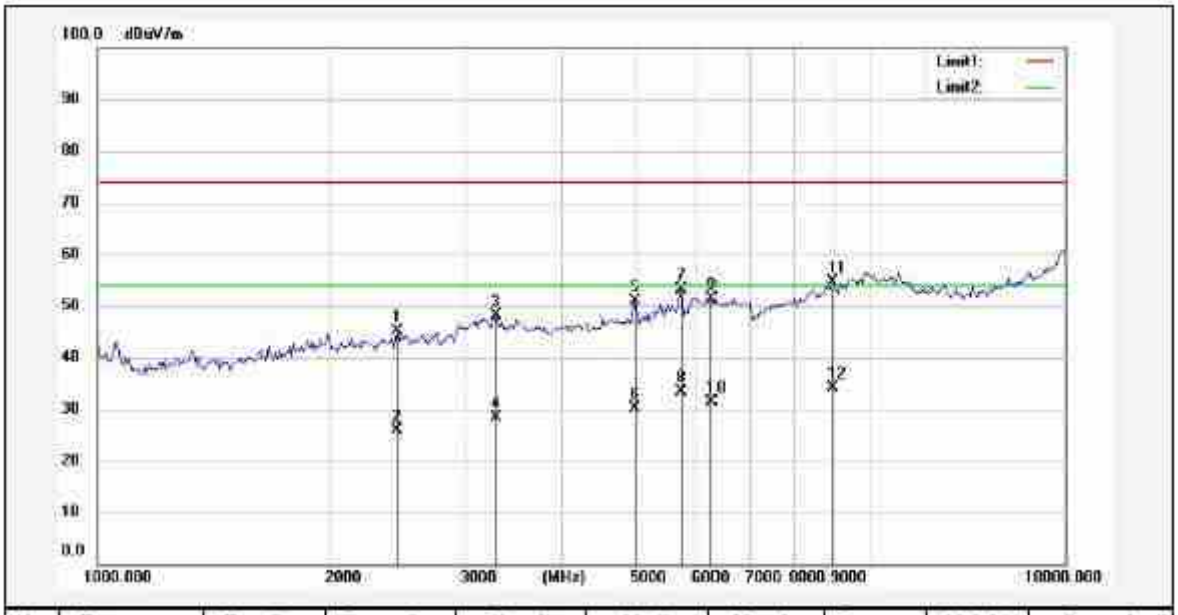

No.	Frequency (MHz)	Reading (dBuV)	Correction factor(dB/m)	Result (dBuV/m)	Limit (dBuV/m)	Margin (dB)	Degree (deg.)	Height (cm)	Remark
1	2454.2246	48.16	-2.97	45.19	74.00	-28.81	---	---	peak
2	2454.2246	28.93	-2.97	25.96	54.00	-28.04	---	---	AVG
3	3297.6813	48.41	-0.18	48.23	74.00	-25.77	---	---	peak
4	3297.6813	28.44	-0.18	28.26	54.00	-25.74	---	---	AVG
5	5004.1481	48.78	2.17	50.95	74.00	-23.05	---	---	peak
6	5004.1481	27.99	2.17	30.16	54.00	-23.84	---	---	AVG
7	5750.4786	50.22	2.91	53.13	74.00	-20.87	---	---	peak
8	5750.4786	30.35	2.91	33.26	54.00	-20.74	---	---	AVG
9	6272.4561	52.93	-1.63	51.30	74.00	-22.70	---	---	peak
10	6272.4561	32.89	-1.63	31.26	54.00	-22.74	---	---	AVG
11*	8982.6270	50.83	3.81	54.64	74.00	-19.36	---	---	peak
12	8982.6270	30.44	3.81	34.25	54.00	-19.75	---	---	AVG