Test Laboratory: UL LLC SAR 1A **Date/Time:** 2023-05-10, 11:03

2023-05-10 System Performance Check Report D2450V2 - SN963

Summary

Dipole	D2450V2 - SN963		
Frequency [MHz]	2450.0		
Phantom Section | TSL	Flat | HSL	**Dev. Peak [%]**	11.9
Power [dBm]	17.0	**Iso. Error [%]**	0.5

Exposure Conditions

Dipole Distance [mm]	10	**TSL Permittivity**	40.2
Conversion Factor	8.05	**TSL Conductivity [S/m]**	1.87

Hardware Setup

Probe | Calibration Date	EX3DV4 - SN7710 | 2023-02-03	**Phantom**	ELI V8.0 (20deg probe tilt) - SN2081
DAE | Calibration Date	DAE4 Sn1715 | 2023-01-23	**TSL | Meas. Date**	HBBL-600-10000 | 2023-May-10

Scans Setup

	Area Scan	**Zoom Scan**
Grid Extents [mm]	40.0 x 80.0	30.0 x 30.0 x 30.0
Grid Steps [mm]	10.0 x 10.0	5.0 x 5.0 x 1.5
Sensor Surface [mm]	3.0	1.4
Graded Grid	n/a	Yes
M2/M1 [%]		79.3
Dist 3dB Peak [mm]		9.0

Measurement Results

	Area Scan	**Zoom Scan**
psSAR1g [W/Kg]	2.73	**2.82**
psSAR10g [W/Kg]	1.29	**1.32**
Power Drift [dB]	-0.00	0.03

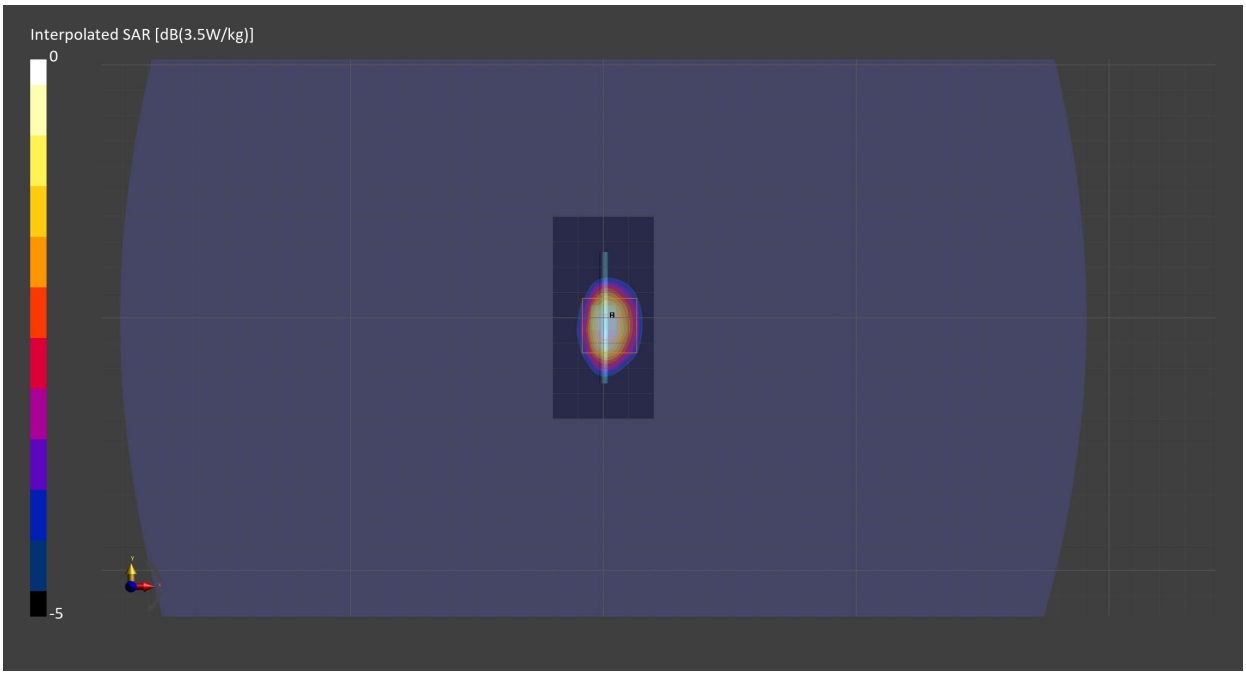

Plot No. 1

2023-05-15 System Performance Check Report D5GHzV2 - SN1213

Summary

Dipole	D5GHzV2 - SN1213		
Frequency [MHz]	5250.0		
Phantom Section | TSL	Flat | HSL	**Dev. Peak [%]**	3.8
Power [dBm]	17.0	**Iso. Error [%]**	1.6

Exposure Conditions

Dipole Distance [mm]	10	**TSL Permittivity**	35.1
Conversion Factor	6.2	**TSL Conductivity [S/m]**	4.54

Hardware Setup

Probe | Calibration Date	EX3DV4 - SN7710 | 2023-02-03	**Phantom**	ELI V8.0 (20deg probe tilt) - SN2081
DAE | Calibration Date	DAE4 Sn1715 | 2023-01-23	**TSL | Meas. Date**	HBBL-600-10000 | 2023-May-15

Scans Setup

	Area Scan	**Zoom Scan**
Grid Extents [mm]	40.0 x 80.0	22.0 x 22.0 x 22.0
Grid Steps [mm]	10.0 x 10.0	4.0 x 4.0 x 1.4
Sensor Surface [mm]	3.0	1.4
Graded Grid	n/a	Yes
M2/M1 [%]		63.7
Dist 3dB Peak [mm]		7.6

Measurement Results

	Area Scan	**Zoom Scan**
psSAR1g [W/Kg]	3.57	**4.12**
psSAR10g [W/Kg]	1.08	**1.18**
Power Drift [dB]	-0.03	-0.00



2023-05-30 System Performance Check Report D2600V2 - SN1104

Summary

Dipole	D2600V2 - SN1104		
Frequency [MHz]	2600.0		
Phantom Section | TSL	Flat | HSL	**Dev. Peak [%]**	-4.2
Power [dBm]	17.0	**Iso. Error [%]**	1.3

Exposure Conditions

Dipole Distance [mm]	10	**TSL Permittivity**	39.4
Conversion Factor	7.97	**TSL Conductivity [S/m]**	1.95

Hardware Setup

Probe | Calibration Date	EX3DV4 - SN7710 | 2023-02-03	**Phantom**	ELI V8.0 (20deg probe tilt) - SN2081
DAE | Calibration Date	DAE4 Sn1716 | 2023-03-16	**TSL | Meas. Date**	HBBL600-10000V6 | 2023-May-30

Scans Setup

	Area Scan	**Zoom Scan**
Grid Extents [mm]	40.0 x 80.0	30.0 x 30.0 x 30.0
Grid Steps [mm]	10.0 x 10.0	5.0 x 5.0 x 1.5
Sensor Surface [mm]	3.0	1.4
Graded Grid	n/a	Yes
M2/M1 [%]		78.9
Dist 3dB Peak [mm]		9.0

Measurement Results

	Area Scan	**Zoom Scan**
psSAR1g [W/Kg]	2.61	**2.68**
psSAR10g [W/Kg]	1.19	**1.21**
Power Drift [dB]	-0.01	0.01

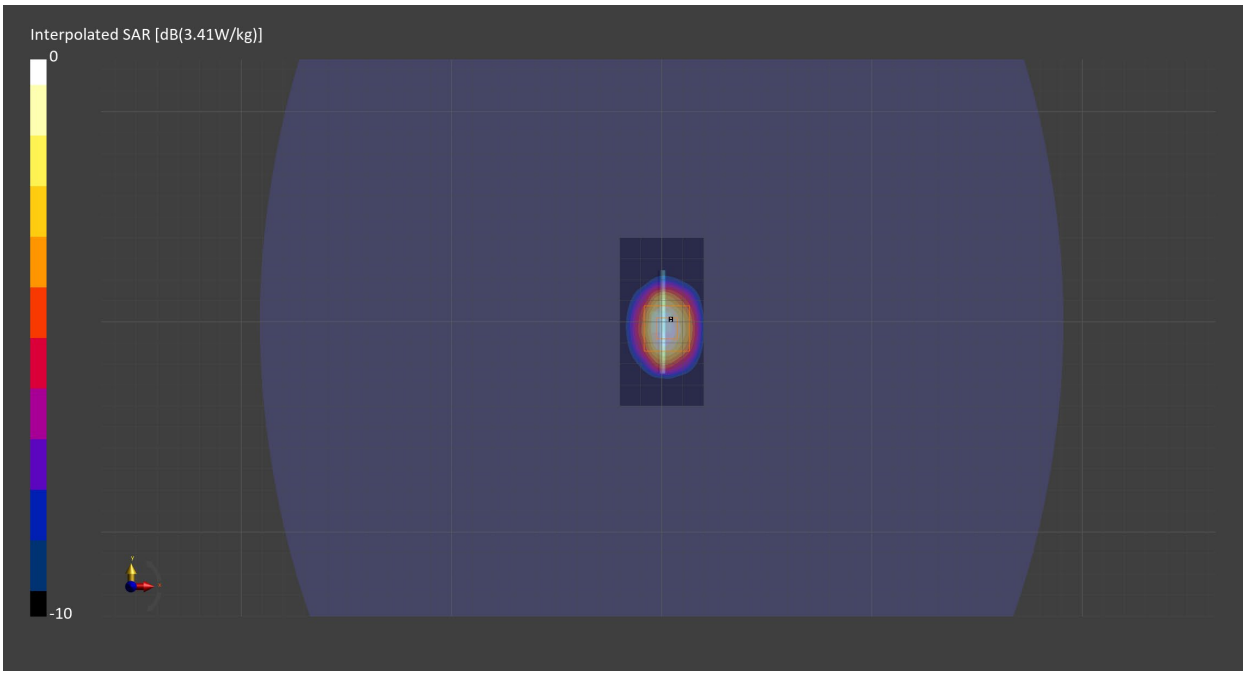

2023-06-05 System Performance Check Report D1900V2 - SN5d202

Summary

Dipole	D1900V2 - SN5d202		
Frequency [MHz]	1900.0		
Phantom Section | TSL	Flat | HSL	**Dev. Peak [%]**	-0.1
Power [dBm]	17.0	**Iso. Error [%]**	0.8

Exposure Conditions

Dipole Distance [mm]	10	**TSL Permittivity**	39.0
Conversion Factor	8.75	**TSL Conductivity [S/m]**	1.45

Hardware Setup

Probe | Calibration Date	EX3DV4 - SN7710 | 2023-02-03	**Phantom**	ELI V8.0 (20deg probe tilt) - SN2081
DAE | Calibration Date	DAE4 Sn1715 | 2023-01-23	**TSL | Meas. Date**	HBBL600-10000V6 | 2023-Jun-05

Scans Setup

	Area Scan	**Zoom Scan**
Grid Extents [mm]	40.0 x 90.0	30.0 x 30.0 x 30.0
Grid Steps [mm]	10.0 x 15.0	6.0 x 6.0 x 1.5
Sensor Surface [mm]	3.0	1.4
Graded Grid	n/a	Yes
M2/M1 [%]		82.2
Dist 3dB Peak [mm]		9.6

Measurement Results

	Area Scan	**Zoom Scan**
psSAR1g [W/Kg]	1.91	**1.93**
psSAR10g [W/Kg]	1.01	**1.01**
Power Drift [dB]	n/a	-0.04

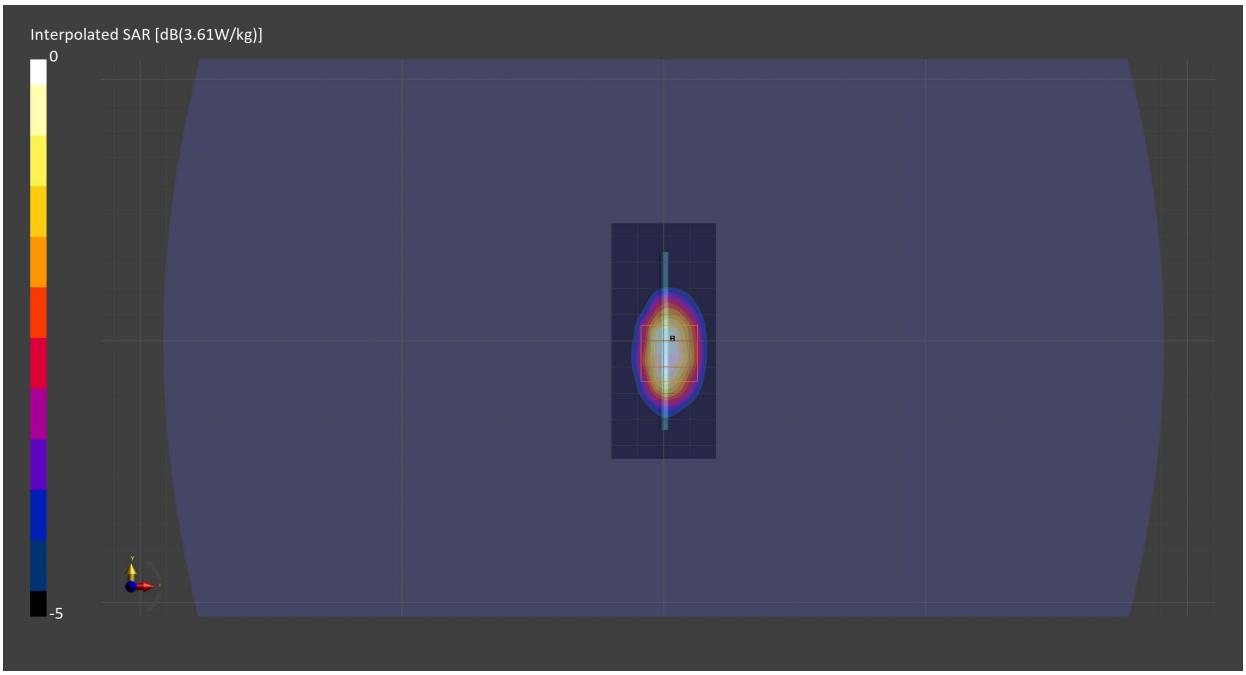

2023-07-10 System Performance Check Report D750V3 - SN1139

Summary

Dipole	D750V3 - SN1139		
Frequency [MHz]	750.0		
Phantom Section | TSL	Flat | HSL	**Dev. Peak [%]**	7.1
Power [dBm]	17.0	**Iso. Error [%]**	0.7

Exposure Conditions

Dipole Distance [mm]	15	**TSL Permittivity**	41.1
Conversion Factor	10.65	**TSL Conductivity [S/m]**	0.918

Hardware Setup

Probe | Calibration Date	EX3DV4 - SN7710 | 2023-02-03	**Phantom**	Twin-SAM V8.0 (30deg probe tilt) - SN2084
DAE | Calibration Date	DAE4 Sn1715 | 2023-01-23	**TSL | Meas. Date**	HBBL600-10000V6 | 2023-Jul-10

Scans Setup

	Area Scan	**Zoom Scan**
Grid Extents [mm]	40.0 x 90.0	30.0 x 30.0 x 30.0
Grid Steps [mm]	10.0 x 15.0	6.0 x 6.0 x 1.5
Sensor Surface [mm]	3.0	1.4
Graded Grid	n/a	Yes
M2/M1 [%]		85.9
Dist 3dB Peak [mm]		> 15.0

Measurement Results

	Area Scan	**Zoom Scan**
psSAR1g [W/Kg]	0.429	**0.430**
psSAR10g [W/Kg]	0.285	**0.281**
Power Drift [dB]	n/a	0.02

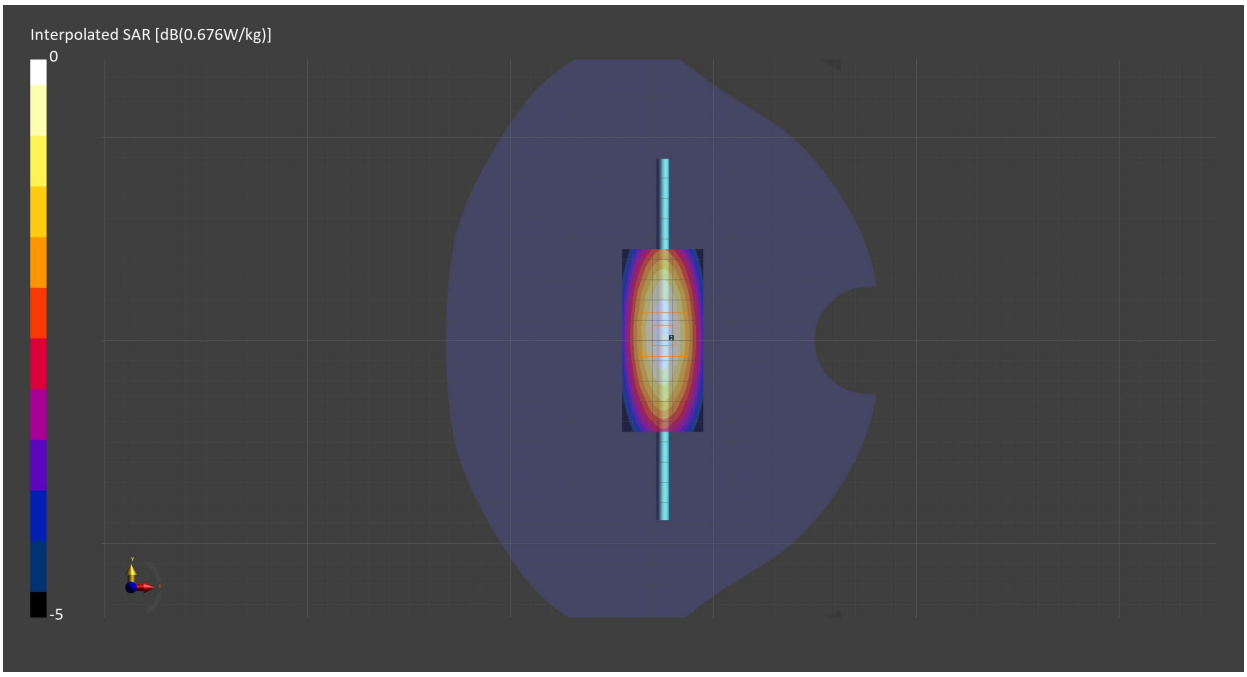

2023-05-16 System Performance Check Report D5GHzV2 - SN1213

Summary

Dipole	D5GHzV2 - SN1213		
Frequency [MHz]	5600.0		
Phantom Section | TSL	Flat | HSL	**Dev. Peak [%]**	2.5
Power [dBm]	17.0	**Iso. Error [%]**	2.1

Exposure Conditions

Dipole Distance [mm]	10	**TSL Permittivity**	34.7
Conversion Factor	5.15	**TSL Conductivity [S/m]**	4.95

Hardware Setup

Probe | Calibration Date	EX3DV4 - SN7711 | 2023-03-29	**Phantom**	ELI V8.0 (20deg probe tilt) - SN2160
DAE | Calibration Date	DAE4 Sn1716 | 2023-03-16	**TSL | Meas. Date**	HBBL-600-10000 | 2023-May-16

Scans Setup

	Area Scan	**Zoom Scan**
Grid Extents [mm]	40.0 x 80.0	22.0 x 22.0 x 22.0
Grid Steps [mm]	10.0 x 10.0	4.0 x 4.0 x 1.4
Sensor Surface [mm]	3.0	1.4
Graded Grid	n/a	Yes
M2/M1 [%]		61.6
Dist 3dB Peak [mm]		7.2

Measurement Results

	Area Scan	**Zoom Scan**
psSAR1g [W/Kg]	3.97	**4.12**
psSAR10g [W/Kg]	1.11	**1.17**
Power Drift [dB]	-0.05	-0.06



2023-05-16 System Performance Check Report D5GHzV2 - SN1213

Summary

Dipole	D5GHzV2 - SN1213		
Frequency [MHz]	5750.0		
Phantom Section | TSL	Flat | HSL	**Dev. Peak [%]**	-4.7
Power [dBm]	17.0	**Iso. Error [%]**	4.1

Exposure Conditions

Dipole Distance [mm]	10	**TSL Permittivity**	34.4
Conversion Factor	5.28	**TSL Conductivity [S/m]**	5.13

Hardware Setup

Probe | Calibration Date	EX3DV4 - SN7711 | 2023-03-29	**Phantom**	ELI V8.0 (20deg probe tilt) - SN2160
DAE | Calibration Date	DAE4 Sn1716 | 2023-03-16	**TSL | Meas. Date**	HBBL-600-10000 | 2023-May-16

Scans Setup

	Area Scan	**Zoom Scan**
Grid Extents [mm]	40.0 x 80.0	22.0 x 22.0 x 22.0
Grid Steps [mm]	10.0 x 10.0	4.0 x 4.0 x 1.4
Sensor Surface [mm]	3.0	1.4
Graded Grid	n/a	Yes
M2/M1 [%]		60.0
Dist 3dB Peak [mm]		7.2

Measurement Results

	Area Scan	**Zoom Scan**
psSAR1g [W/Kg]	3.44	**3.60**
psSAR10g [W/Kg]	0.958	**1.02**
Power Drift [dB]	-0.03	-0.03



2023-05-16 System Performance Check Report D5GHzV2 - SN1213

Summary

Dipole	D5GHzV2 - SN1213		
Frequency [MHz]	5850.0		
Phantom Section | TSL	Flat | HSL	**Dev. Peak [%]**	-2.2
Power [dBm]	17.0	**Iso. Error [%]**	4.5

Exposure Conditions

Dipole Distance [mm]	10	**TSL Permittivity**	34.3
Conversion Factor	5.28	**TSL Conductivity [S/m]**	5.24

Hardware Setup

Probe | Calibration Date	EX3DV4 - SN7711 | 2023-03-29	**Phantom**	ELI V8.0 (20deg probe tilt) - SN2160
DAE | Calibration Date	DAE4 Sn1716 | 2023-03-16	**TSL | Meas. Date**	HBBL-600-10000 | 2023-May-16

Scans Setup

	Area Scan	**Zoom Scan**
Grid Extents [mm]	40.0 x 80.0	22.0 x 22.0 x 22.0
Grid Steps [mm]	10.0 x 10.0	4.0 x 4.0 x 1.4
Sensor Surface [mm]	3.0	1.4
Graded Grid	n/a	Yes
M2/M1 [%]		59.8
Dist 3dB Peak [mm]		7.4

Measurement Results

	Area Scan	**Zoom Scan**
psSAR1g [W/Kg]	3.69	**3.86**
psSAR10g [W/Kg]	1.03	**1.08**
Power Drift [dB]	0.00	-0.00



2023-05-22 System Performance Check Report D2450V2 - SN963

Summary

Dipole	D2450V2 - SN963		
Frequency [MHz]	2450.0		
Phantom Section | TSL	Flat | HSL	**Dev. Peak [%]**	4.1
Power [dBm]	17.0	**Iso. Error [%]**	-0.7

Exposure Conditions

Dipole Distance [mm]	10	**TSL Permittivity**	38.2
Conversion Factor	7.97	**TSL Conductivity [S/m]**	1.81

Hardware Setup

Probe | Calibration Date	EX3DV4 - SN7711 | 2023-03-29	**Phantom**	ELI V8.0 (20deg probe tilt) - SN2160
DAE | Calibration Date	DAE4 Sn1716 | 2023-03-16	**TSL | Meas. Date**	HBBL-600-10000 | 2023-May-22

Scans Setup

	Area Scan	**Zoom Scan**
Grid Extents [mm]	40.0 x 80.0	30.0 x 30.0 x 30.0
Grid Steps [mm]	10.0 x 10.0	5.0 x 5.0 x 1.5
Sensor Surface [mm]	3.0	1.4
Graded Grid	n/a	Yes
M2/M1 [%]		80.3
Dist 3dB Peak [mm]		9.0

Measurement Results

	Area Scan	**Zoom Scan**
psSAR1g [W/Kg]	2.64	**2.62**
psSAR10g [W/Kg]	1.22	**1.22**
Power Drift [dB]	-0.01	-0.01



2023-05-26 System Performance Check Report D1750V2 - SN1136

Summary

Dipole	D1750V2 - SN1136		
Frequency [MHz]	1750.0		
Phantom Section | TSL	Flat | HSL	**Dev. Peak [%]**	1.2
Power [dBm]	17.0	**Iso. Error [%]**	1.2

Exposure Conditions

Dipole Distance [mm]	10	**TSL Permittivity**	39.0
Conversion Factor	8.64	**TSL Conductivity [S/m]**	1.32

Hardware Setup

Probe | Calibration Date	EX3DV4 - SN7711 | 2023-03-29	**Phantom**	ELI V8.0 (20deg probe tilt) - SN2160
DAE | Calibration Date	DAE4 Sn1716 | 2023-03-16	**TSL | Meas. Date**	HBBL-600-10000 | 2023-May-26

Scans Setup

	Area Scan	**Zoom Scan**
Grid Extents [mm]	40.0 x 90.0	30.0 x 30.0 x 30.0
Grid Steps [mm]	10.0 x 15.0	6.0 x 6.0 x 1.5
Sensor Surface [mm]	3.0	1.4
Graded Grid	n/a	Yes
M2/M1 [%]		82.1
Dist 3dB Peak [mm]		10.8

Measurement Results

	Area Scan	**Zoom Scan**
psSAR1g [W/Kg]	1.77	**1.76**
psSAR10g [W/Kg]	0.940	**0.935**
Power Drift [dB]	-0.02	-0.00

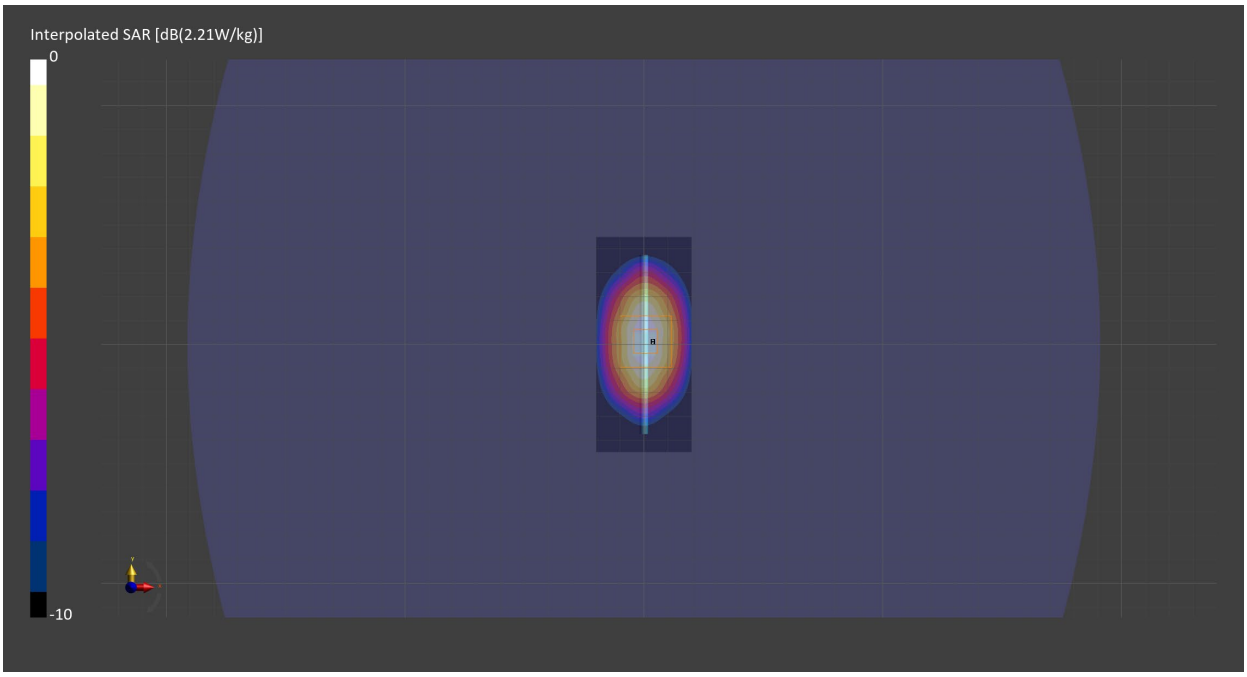

2023-06-05 System Performance Check Report D2600V2 - SN1104

Summary

Dipole	D2600V2 - SN1104		
Frequency [MHz]	2600.0		
Phantom Section | TSL	Flat | HSL	**Dev. Peak [%]**	-4.8
Power [dBm]	17.0	**Iso. Error [%]**	0.5

Exposure Conditions

Dipole Distance [mm]	10	**TSL Permittivity**	38.8
Conversion Factor	7.67	**TSL Conductivity [S/m]**	1.90

Hardware Setup

Probe | Calibration Date	EX3DV4 - SN7711 | 2023-03-29	**Phantom**	Twin-SAM V8.0 (30deg probe tilt) - SN2082
DAE | Calibration Date	DAE4 Sn1716 | 2023-03-16	**TSL | Meas. Date**	HBBL-600-10000 | 2023-Jun-05

Scans Setup

	Area Scan	**Zoom Scan**
Grid Extents [mm]	40.0 x 80.0	30.0 x 30.0 x 30.0
Grid Steps [mm]	10.0 x 10.0	5.0 x 5.0 x 1.5
Sensor Surface [mm]	3.0	1.4
Graded Grid	n/a	Yes
M2/M1 [%]		79.3
Dist 3dB Peak [mm]		9.1

Measurement Results

	Area Scan	**Zoom Scan**
psSAR1g [W/Kg]	2.65	**2.66**
psSAR10g [W/Kg]	1.20	**1.21**
Power Drift [dB]	n/a	-0.00



2023-07-07 System Performance Check Report D1900V2 - SN5d202

Summary

Dipole	D1900V2 - SN5d202		
Frequency [MHz]	1900.0		
Phantom Section | TSL	Flat | HSL	**Dev. Peak [%]**	5.6
Power [dBm]	17.0	**Iso. Error [%]**	2.4

Exposure Conditions

Dipole Distance [mm]	10	**TSL Permittivity**	38.9
Conversion Factor	8.18	**TSL Conductivity [S/m]**	1.43

Hardware Setup

Probe | Calibration Date	EX3DV4 - SN7711 | 2023-03-29	**Phantom**	Twin-SAM V8.0 (30deg probe tilt) - SN2082
DAE | Calibration Date	DAE4 Sn1716 | 2023-03-16	**TSL | Meas. Date**	HBBL-600-10000 | 2023-Jul-07

Scans Setup

	Area Scan	**Zoom Scan**
Grid Extents [mm]	40.0 x 90.0	30.0 x 30.0 x 30.0
Grid Steps [mm]	10.0 x 15.0	6.0 x 6.0 x 1.5
Sensor Surface [mm]	3.0	1.4
Graded Grid	n/a	Yes
M2/M1 [%]		82.4
Dist 3dB Peak [mm]		9.9

Measurement Results

	Area Scan	**Zoom Scan**
psSAR1g [W/Kg]	2.05	**2.05**
psSAR10g [W/Kg]	1.07	**1.07**
Power Drift [dB]	n/a	-0.00



2023-05-23 System Performance Check Report D5GHzV2 - SN1213

Summary

Dipole	D5GHzV2 - SN1213		
Frequency [MHz]	5250.0		
Phantom Section | TSL	Flat | HSL	**Dev. Peak [%]**	-8.7
Power [dBm]	17.0	**Iso. Error [%]**	1.5

Exposure Conditions

Dipole Distance [mm]	10	**TSL Permittivity**	36.0
Conversion Factor	5.9	**TSL Conductivity [S/m]**	4.67

Hardware Setup

Probe | Calibration Date	EX3DV4 - SN7709 | 2022-12-12	**Phantom**	ELI V5.0 (20deg probe tilt) - SN1196
DAE | Calibration Date	DAE4 Sn1714 | 2022-11-23	**TSL | Meas. Date**	HBBL-600-10000 | 2023-May-23

Scans Setup

	Area Scan	**Zoom Scan**
Grid Extents [mm]	40.0 x 80.0	22.0 x 22.0 x 22.0
Grid Steps [mm]	10.0 x 10.0	4.0 x 4.0 x 1.4
Sensor Surface [mm]	3.0	1.4
Graded Grid	n/a	Yes
M2/M1 [%]		65.5
Dist 3dB Peak [mm]		7.6

Measurement Results

	Area Scan	**Zoom Scan**
psSAR1g [W/Kg]	3.54	**3.60**
psSAR10g [W/Kg]	1.01	**1.03**
Power Drift [dB]	-0.01	-0.03



2023-05-23 System Performance Check Report D5GHzV2 - SN1213

Summary

Dipole	D5GHzV2 - SN1213		
Frequency [MHz]	5600.0		
Phantom Section | TSL	Flat | HSL	**Dev. Peak [%]**	2.1
Power [dBm]	17.0	**Iso. Error [%]**	2.0

Exposure Conditions

Dipole Distance [mm]	10	**TSL Permittivity**	35.4
Conversion Factor	5.09	**TSL Conductivity [S/m]**	5.08

Hardware Setup

Probe | Calibration Date	EX3DV4 - SN7709 | 2022-12-12	**Phantom**	ELI V5.0 (20deg probe tilt) - SN1196
DAE | Calibration Date	DAE4 Sn1714 | 2022-11-23	**TSL | Meas. Date**	HBBL-600-10000 | 2023-May-23

Scans Setup

	Area Scan	**Zoom Scan**
Grid Extents [mm]	40.0 x 80.0	22.0 x 22.0 x 22.0
Grid Steps [mm]	10.0 x 10.0	4.0 x 4.0 x 1.4
Sensor Surface [mm]	3.0	1.4
Graded Grid	n/a	Yes
M2/M1 [%]		62.3
Dist 3dB Peak [mm]		7.4

Measurement Results

	Area Scan	**Zoom Scan**
psSAR1g [W/Kg]	3.93	**4.04**
psSAR10g [W/Kg]	1.10	**1.14**
Power Drift [dB]	0.01	-0.00



2023-05-25 System Performance Check Report D5GHzV2 - SN1213

Summary

Dipole	D5GHzV2 - SN1213		
Frequency [MHz]	5750.0		
Phantom Section | TSL	Flat | HSL	**Dev. Peak [%]**	-1.9
Power [dBm]	17.0	**Iso. Error [%]**	2.1

Exposure Conditions

Dipole Distance [mm]	10	**TSL Permittivity**	35.1
Conversion Factor	5.4	**TSL Conductivity [S/m]**	5.28

Hardware Setup

Probe | Calibration Date	EX3DV4 - SN7709 | 2022-12-12	**Phantom**	ELI V5.0 (20deg probe tilt) - SN1196
DAE | Calibration Date	DAE4 Sn1714 | 2022-11-23	**TSL | Meas. Date**	HBBL-600-10000 | 2023-May-25

Scans Setup

	Area Scan	**Zoom Scan**
Grid Extents [mm]	40.0 x 80.0	22.0 x 22.0 x 22.0
Grid Steps [mm]	10.0 x 10.0	4.0 x 4.0 x 1.4
Sensor Surface [mm]	3.0	1.4
Graded Grid	n/a	Yes
M2/M1 [%]		60.4
Dist 3dB Peak [mm]		7.4

Measurement Results

	Area Scan	**Zoom Scan**
psSAR1g [W/Kg]	3.57	**3.64**
psSAR10g [W/Kg]	1.00	**1.03**
Power Drift [dB]	-0.00	0.01



2023-05-31 System Performance Check Report D1750V2 - SN1136

Summary

Dipole	D1750V2 - SN1136		
Frequency [MHz]	1750.0		
Phantom Section | TSL	Flat | HSL	**Dev. Peak [%]**	-0.3
Power [dBm]	17.0	**Iso. Error [%]**	2.2

Exposure Conditions

Dipole Distance [mm]	10	**TSL Permittivity**	40.5
Conversion Factor	9.05	**TSL Conductivity [S/m]**	1.39

Hardware Setup

Probe | Calibration Date	EX3DV4 - SN7709 | 2022-12-12	**Phantom**	ELI V5.0 (20deg probe tilt) - SN1196
DAE | Calibration Date	DAE4 Sn1714 | 2022-11-23	**TSL | Meas. Date**	HBBL-600-10000 | 2023-May-31

Scans Setup

	Area Scan	**Zoom Scan**
Grid Extents [mm]	40.0 x 90.0	30.0 x 30.0 x 30.0
Grid Steps [mm]	10.0 x 15.0	6.0 x 6.0 x 1.5
Sensor Surface [mm]	3.0	1.4
Graded Grid	n/a	Yes
M2/M1 [%]		82.5
Dist 3dB Peak [mm]		10.3

Measurement Results

	Area Scan	**Zoom Scan**
psSAR1g [W/Kg]	1.76	**1.75**
psSAR10g [W/Kg]	0.937	**0.931**
Power Drift [dB]	-0.00	0.02

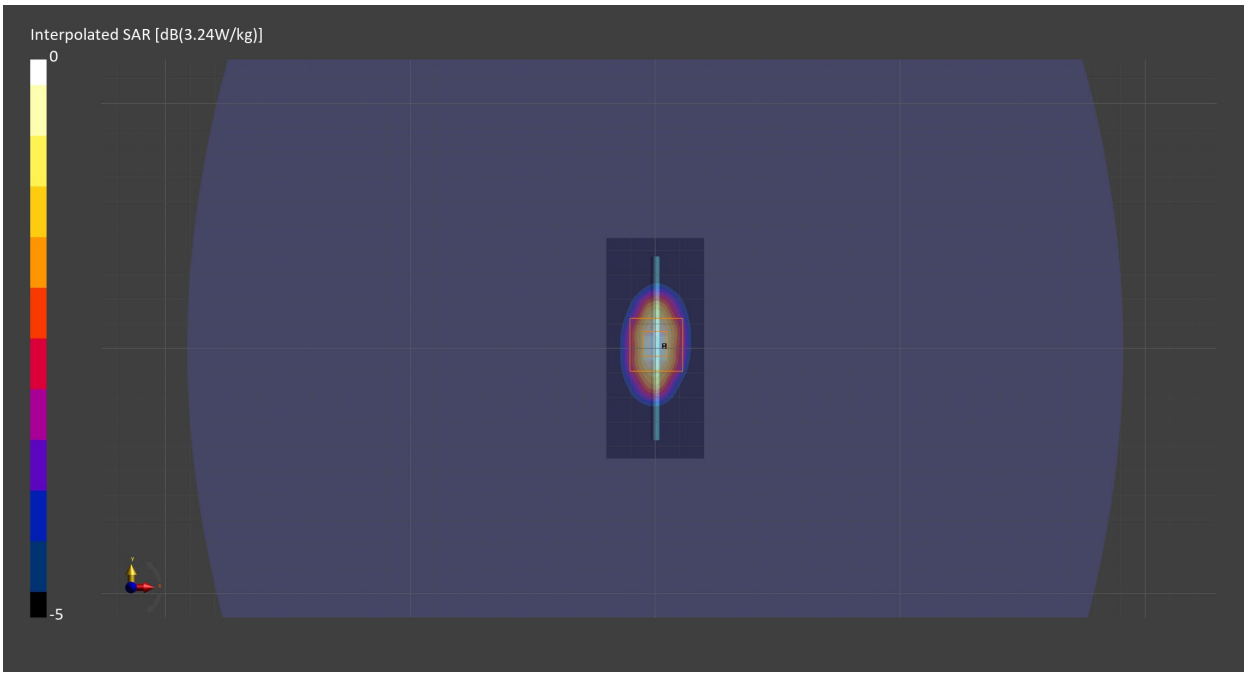

2023-06-05 System Performance Check Report D750V3 - SN1139

Summary

Dipole	D750V3 - SN1139		
Frequency [MHz]	750.0		
Phantom Section | TSL	Flat | HSL	**Dev. Peak [%]**	2.0
Power [dBm]	17.0	**Iso. Error [%]**	1.7

Exposure Conditions

Dipole Distance [mm]	15	**TSL Permittivity**	43.2
Conversion Factor	10.56	**TSL Conductivity [S/m]**	0.919

Hardware Setup

Probe | Calibration Date	EX3DV4 - SN7709 | 2022-12-12	**Phantom**	ELI V5.0 (20deg probe tilt) - SN1196
DAE | Calibration Date	DAE4 Sn1714 | 2022-11-23	**TSL | Meas. Date**	HBBL-600-10000 | 2023-Jun-05

Scans Setup

	Area Scan	**Zoom Scan**
Grid Extents [mm]	40.0 x 90.0	30.0 x 30.0 x 30.0
Grid Steps [mm]	10.0 x 15.0	6.0 x 6.0 x 1.5
Sensor Surface [mm]	3.0	1.4
Graded Grid	n/a	Yes
M2/M1 [%]		87.7
Dist 3dB Peak [mm]		> 15.0

Measurement Results

	Area Scan	**Zoom Scan**
psSAR1g [W/Kg]	0.419	**0.415**
psSAR10g [W/Kg]	0.279	**0.271**
Power Drift [dB]	n/a	0.03

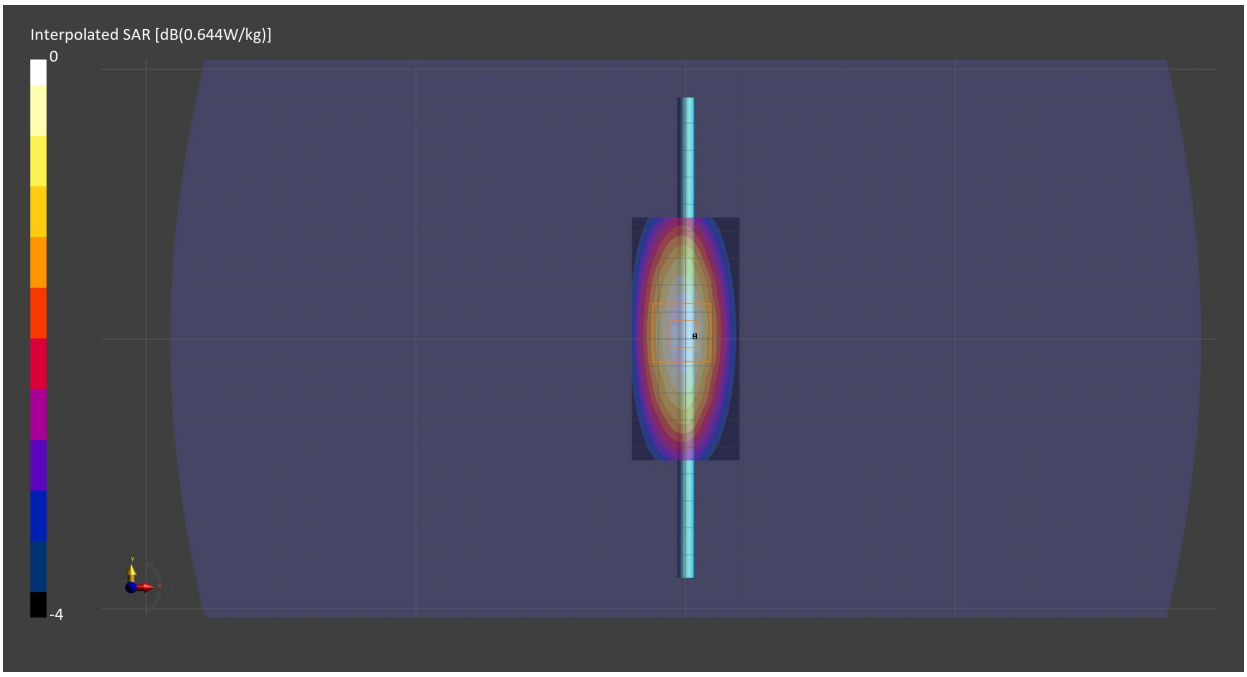

2023-06-12 System Performance Check Report D1900V2 - SN5d202

Summary

Dipole	D1900V2 - SN5d202		
Frequency [MHz]	1900.0		
Phantom Section | TSL	Flat | HSL	**Dev. Peak [%]**	10.3
Power [dBm]	17.0	**Iso. Error [%]**	-1.9

Exposure Conditions

Dipole Distance [mm]	10	**TSL Permittivity**	39.9
Conversion Factor	8.74	**TSL Conductivity [S/m]**	1.45

Hardware Setup

Probe | Calibration Date	EX3DV4 - SN7709 | 2022-12-12	**Phantom**	Twin-SAM V8.0 (30deg probe tilt) - SN1742
DAE | Calibration Date	DAE4 Sn1714 | 2022-11-23	**TSL | Meas. Date**	HBBL-600-10000 | 2023-Jun-07

Scans Setup

	Area Scan	Zoom Scan
Grid Extents [mm]	40.0 x 90.0	30.0 x 30.0 x 30.0
Grid Steps [mm]	10.0 x 15.0	6.0 x 6.0 x 1.5
Sensor Surface [mm]	3.0	1.4
Graded Grid	n/a	Yes
M2/M1 [%]		80.9
Dist 3dB Peak [mm]		9.9

Measurement Results

	Area Scan	Zoom Scan
psSAR1g [W/Kg]	2.04	**2.05**
psSAR10g [W/Kg]	1.05	**1.05**
Power Drift [dB]	n/a	0.01

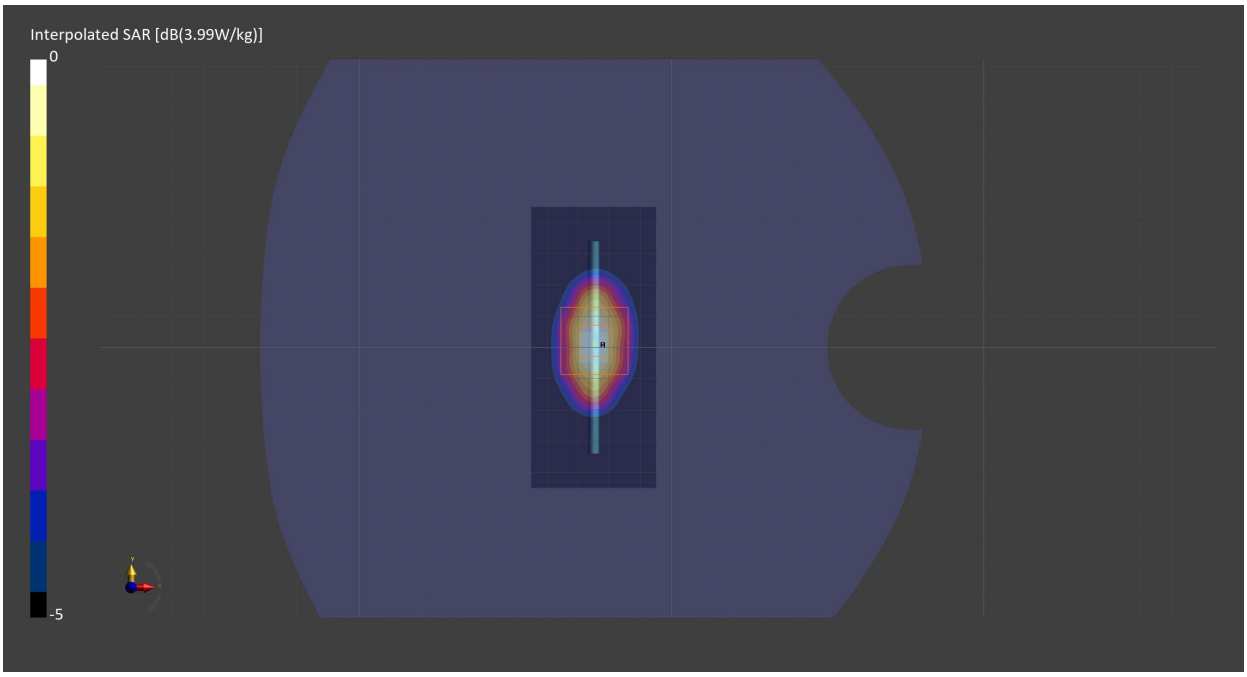

2023-06-12 System Performance Check Report D2600V2 - SN1104

Summary

Dipole	D2600V2 - SN1104		
Frequency [MHz]	2600.0		
Phantom Section | TSL	Flat | HSL	**Dev. Peak [%]**	1.1
Power [dBm]	17.0	**Iso. Error [%]**	2.0

Exposure Conditions

Dipole Distance [mm]	10	**TSL Permittivity**	37.3
Conversion Factor	8.2	**TSL Conductivity [S/m]**	1.95

Hardware Setup

Probe | Calibration Date	EX3DV4 - SN7709 | 2022-12-12	**Phantom**	Twin-SAM V8.0 (30deg probe tilt) - SN1742
DAE | Calibration Date	DAE4 Sn1714 | 2022-11-23	**TSL | Meas. Date**	HBBL-600-10000 | 2023-Jun-12

Scans Setup

	Area Scan	**Zoom Scan**
Grid Extents [mm]	40.0 x 80.0	30.0 x 30.0 x 30.0
Grid Steps [mm]	10.0 x 10.0	5.0 x 5.0 x 1.5
Sensor Surface [mm]	3.0	1.4
Graded Grid	n/a	Yes
M2/M1 [%]		79.1
Dist 3dB Peak [mm]		9.0

Measurement Results
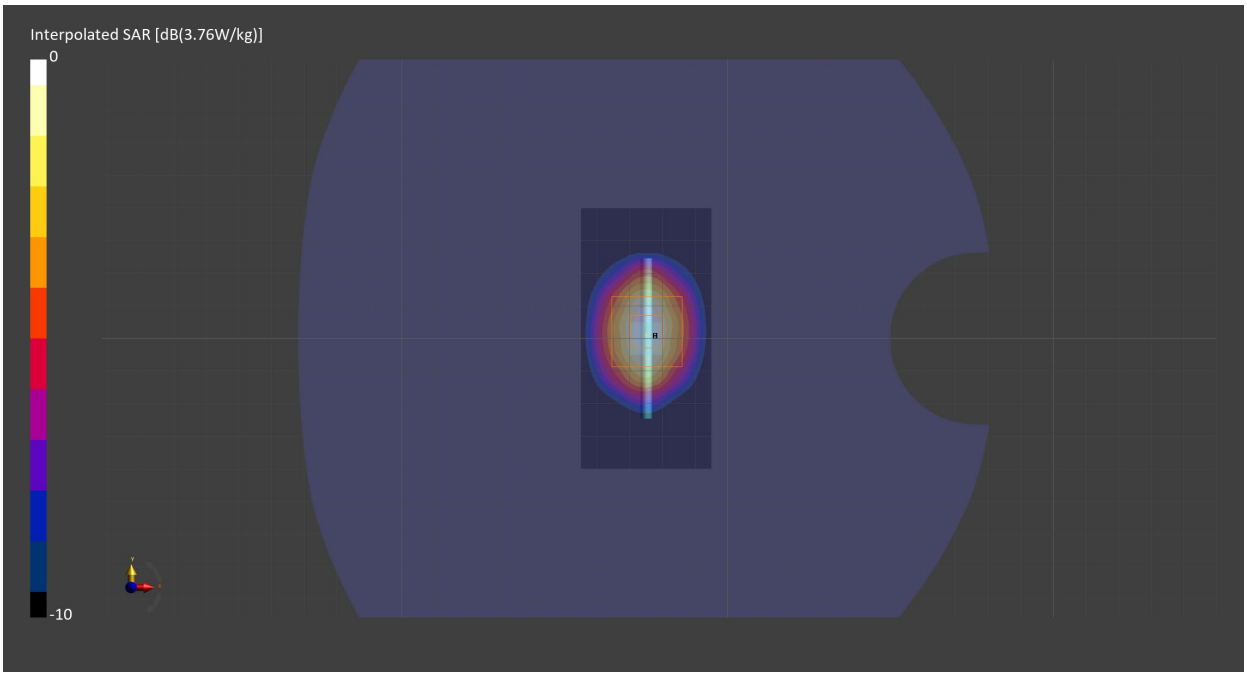
	Area Scan	**Zoom Scan**
psSAR1g [W/Kg]	2.81	**2.78**
psSAR10g [W/Kg]	1.25	**1.24**
Power Drift [dB]	n/a	0.00