OHCOACH
Live Hub(LHP1-1A)

Manual

V1.0 2023.01

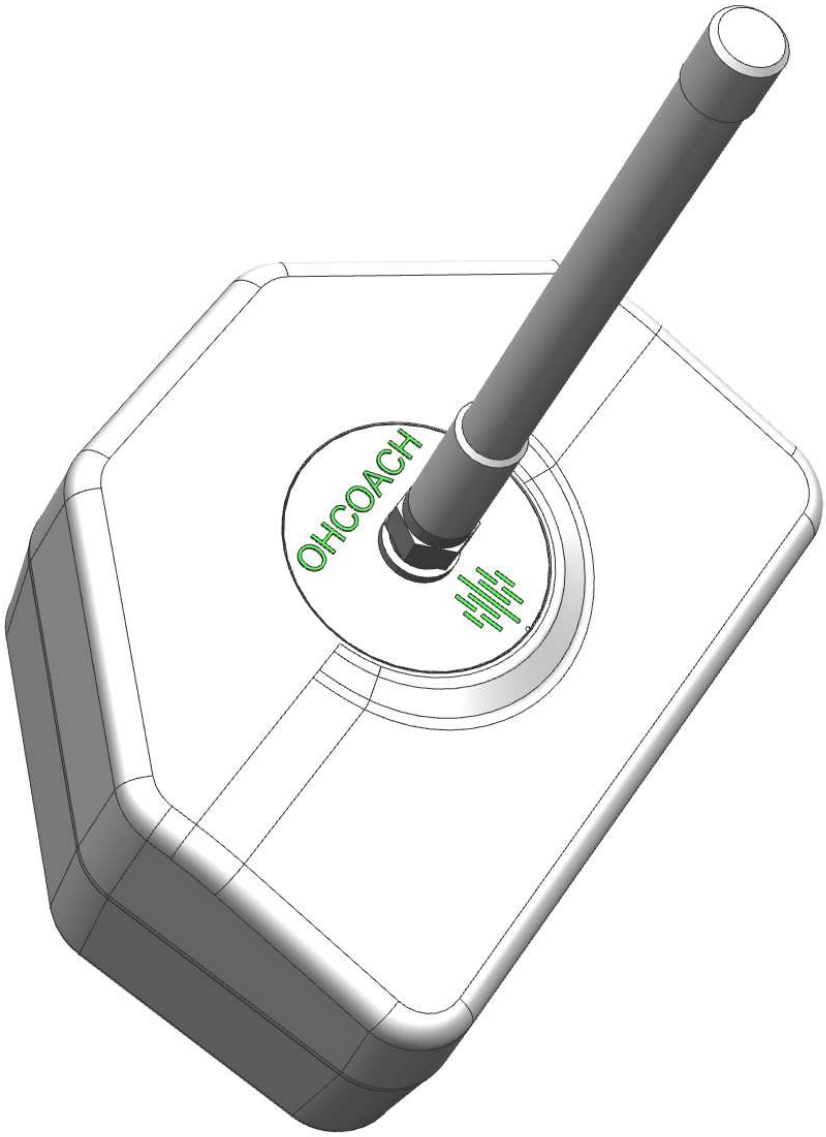

Fitogether

Contents

1. Device Specifications 3

2. Installation Guide 5

3. Document Revision History 6

Copyright 2023 Fitogether

OHCOACH Live Hub (LHP1-1A)

RealTime Tracking, Analysis System

1. Device Specifications

■ Gerneral Description

OHCOACH Live Hub is a device that acts as a bridge that wirelessly collects OHCOACH CELL data transmitted in real time and transmits it to server(iOS application).

■ External Interface

- Power ON Button : Turn On - Press power button
- Indicator LED : GREEN - WIFI Enable
- Indicator LED : Battery remaining gauge
- Battery Charging Port : USB Type C

■ Technical Specifications

1) Electrical Characteristics

- Power Consumption : 6W (5V, 1.2A)
- DC Input : 5V @ 2A
- Battery Capacitance : 7.4V / 7300mAh
- Operation Time : 240minute
- WLAN Coverage : above 200meter (Based on the open area, it may be different depending on the surrounding environment.)
- Operating Temperature / Humidity Relative : 0° to 60°C / 10 - 90%

2) WIFI RF Characteristics

- 802.11g 6~54Mbps
- Maximum Link Rate : 54Mbps (20MHz Bandwidth)
- Number of TX, RX : 3TX, 3RX
- Channel : CH1(2412MHz) ~ CH11(2462MHz)
- Maximum Transmit Power : 12dBm (per Port)
- Minimum Receive Sensitivity : -104dBm

3) Network Characteristics

- Security : Supports wireless security features (WEP, WPA, WPA2)
- Maximum Number of Clients : 99 (DHCP IP Address 101~199)
- LAN DHCP IP Address Range : 192.168.1.101 ~ 192.168.1.199
- Display Clients Status : IP & MAC Address, RSSI(RF1/RF2/RF3), Connected Time, Rate, Bandwidth
- WIFI Environment Scanning : Signal Strength, SSID, Channel, Link Rate, Bandwidth

Copyright 2023 Fitogether

- Mechanical Specifications
  - Dimensions : 230mm X 173mm X 324.5mm
  - Weight : 1200g
  - Shell Material : Polycarbonate

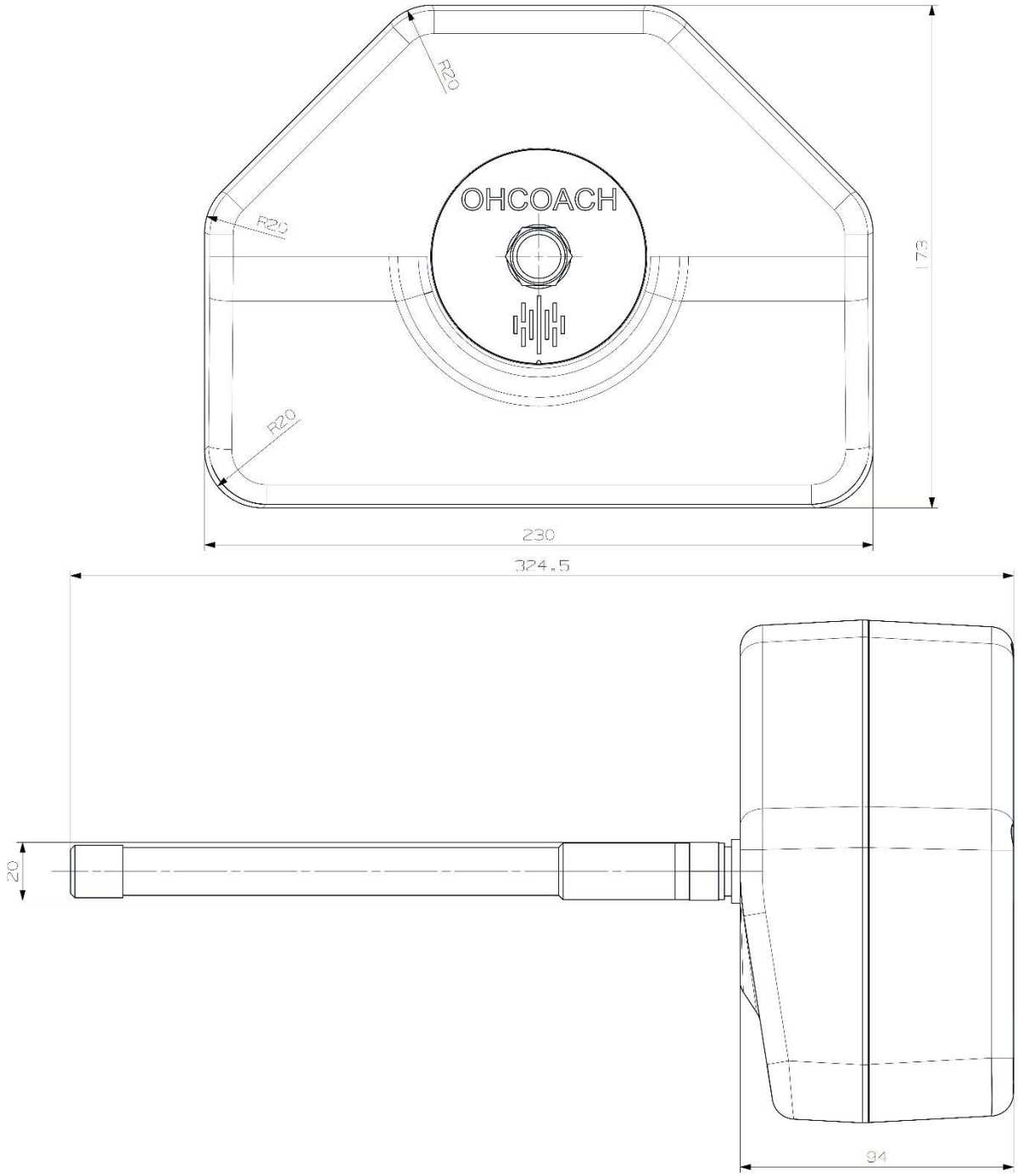

* Antenna is not detachable

3. Installation Guide

- The position of "CASE 1" is best installation position. It can be installed as "CASE 2" or "CASE 3" depending on game method.
- The higher location of LHP1-1A installation, more advantageous for wireless communication. Tripod should be installed at its maximum length, and it may be installed on top of stair.
- Avoid installing LHP1-1A near metal or concrete structures that interfere with radio waves.
- If human body is close to LHP1-1A, it may interfere with radio wave, so if possible, try to train or rest outside a 3 meter radius.
- Since this equipment uses WIFI communication in 2.4GHz band, wireless performance may be degraded if there are communication repeaters or many communication equipments using same band nearby.

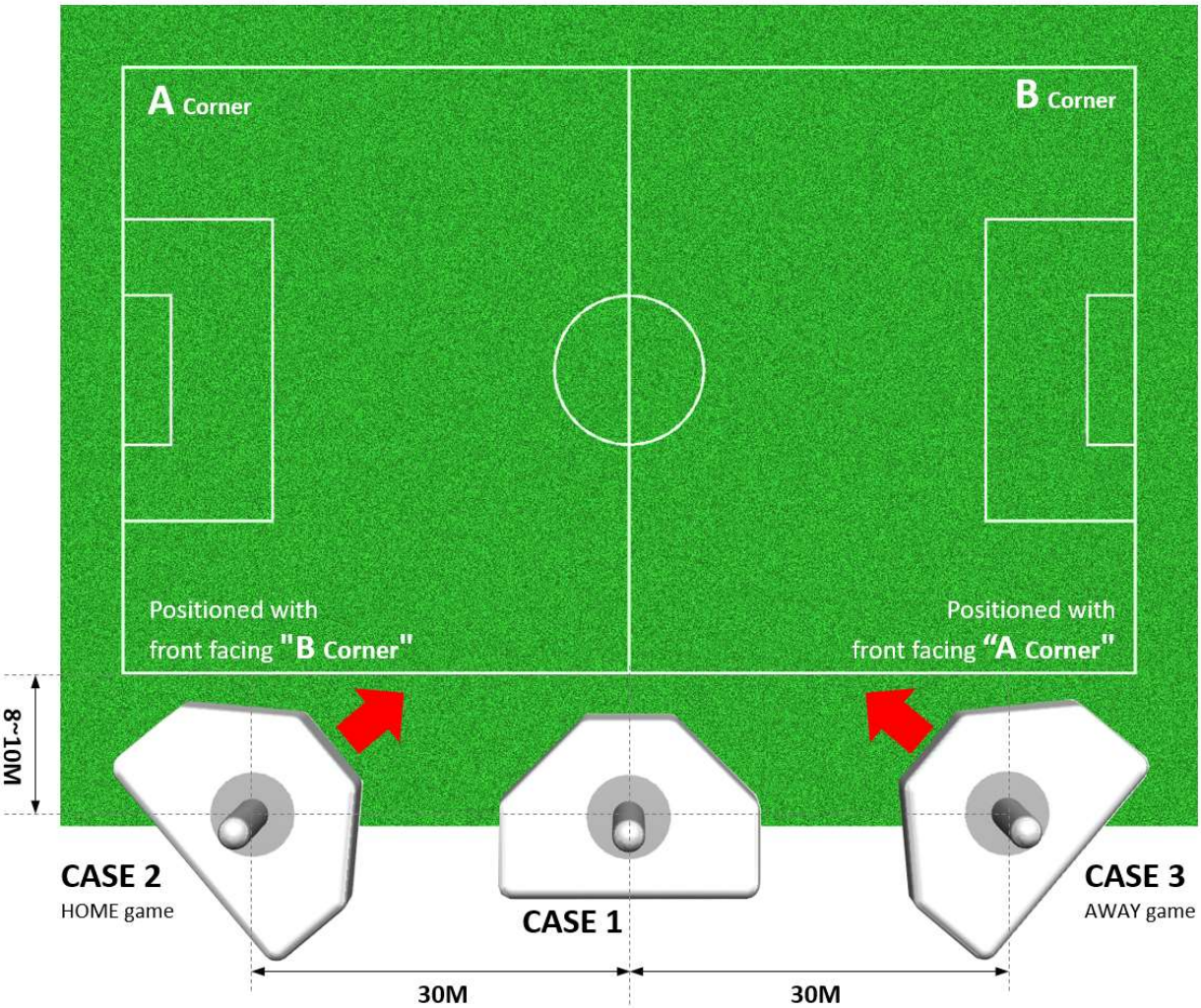

4. Document Revision History

V1.0	2023.01	**First Formal Release**

Copyright 2023 Fitogether

FCC Information

This device complies with part 15 of the FCC Results. Operation is subject to the following two conditions :

(1) This Device may not cause harmful interface, and
(2) This device must accept any interference received, including interference that may cause undesired operation.

Note: This equipment has been tested and found to comply with the limits for CLASS B digital device, pursuant to Part 15 of FCC Rules. These limits are designed to provide reasonable protection against harmful interference when the equipment is operated in a commercial environment This equipment generates, uses and can radiate radio frequency energy and, if not installed and used in accordance with the instructions, may cause harmful interference to radio communications. However, there is no guarantee that interference will not occur in a particular installation. If this equipment does cause harmful interference to radio or television reception, which can be determined by turning the equipment off and on, the user is encouraged to try correct the interference by one or more of the following measures:

1.1. Reorient or relocate the receiving antenna.
1.2. Increase the separation between the equipment and receiver.
1.3. Connect the equipment into an outlet on a circuit different from that to which receiver is connected.
1.4. Consult the dealer or experienced radio/TV technician for help.

WARNING
Changes or modifications not expressly approved by the manufacturer could void the user's authority to operate the equipment.

IMPORTANT NOTE:
FCC RF Radiation Exposure Statement:
This equipment complies with FCC RF radiation exposure limits set forth for an uncontrolled environment. This equipment should be installed and operated with a minimum distance of 20 centimeters between the radiator and your body. This transmitter must not be co-located or operating in conjunction with any other antenna or transmitter.

Copyright 2023 Fitogether