迷你主机说明书

基本操作

正面接口:

①.二合一音频接口 ②.USB3.0接口 ③.电源键

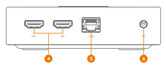

背面接口:

④.HDMI接口 ⑤.有线网卡 ⑥.DC电源接口

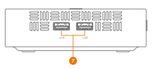

侧面接口:

⑦.USB3.0接口

接口说明:

①.连接耳机或麦克风
②.高速连接USB设备
③.按下后开机/关机
④.通过HDMI线连接显示设备
⑤.通过网线连接互联网
⑥.通过使用电源适配器供电
⑦.高速连接USB设备

配件清单: 1.迷你电脑主机 2.使用说明书 3.HDMI线 4.电源适配器 5.壁挂支架

⚠ 不使用随附的电源适配器可能会违反安全使用要求，并可能使用户面临安全隐患。
*以上规格以实物为准。

壁挂安装

使用注意事项

为了继续改善用户体验，我们可能会不定期更新应用程序和固件。

- 请勿使用刺激性化学溶剂、清洁产品，建议使用软布擦拭。
- 请勿将产品投入火中，以免发生火灾事故。
- 请勿尝试打开外壳或进行维修，如果发生故障，请联系客服。
- 清洁电子产品时请注意渗水，小心触电。
- 检查是否有任何磨损或损坏的电线或插头。
- 不要随意丢弃产品，我们应该保护环境。
- 工作环境：零下10°C-35°C，5%-95%相对湿度，无冷凝。
- 储存环境：零下20°C-60°C，10%-90%相对湿度。

产品保修卡

产品型号：..... 购买店铺：.....

产品订单号：.....

产品维修记录：.....

保修时间：.....

姓　名：..... 电　话：.....

维修返回地址：.....

.....

制造商：深圳市磐镭智能科技有限公司
地址:深圳市龙华区大浪街道丽荣路5号
电话：400-998-3678
网址: www.peladn.com
邮箱: support@peladn.com

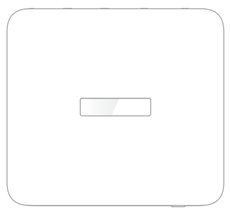

WI-4 USER MANUAL

Basic Operation

Front Port:

①.Headphone microphone jack ②.USB3.0 port
③.Power button

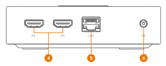

Back Port:

④.HDMI port ⑤.LAN port ⑥.DC in port

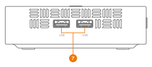

Side Port:

⑦.USB3.0 port

Port Description:

①.Connect with headphone microphone
②.Connect with USB peripheral device
③.ON/OFF
④.Connect with HDMI cable
⑤.Connect with ethernet cable
⑥.Connect with adapter
⑦.Connect with USB peripheral device

Products and accessories:

1.Mini computer 2.User manual 3.HDMI HD output cable
4.Power adapter 5.Wall-Mounted bracket

⚠ Failure to use the included power adapter may violate regulatory compliance requirements and may expose the user to safety hazards.
*Specifications are subject to the physical product.

Wall-Mounted bracket

Precautions For Use

In order to continue to improve the user experience, we may occasionally update app and firmware.

- Do not use harsh of chemical solvent, cleaning products, We recommend using a soft cloth to wipe.
- Do not throw product into fire, avoid having fire accident.
- Do not attempt to open the housing or to repair, if a failure occurs, please contact the customer service.
- Please note seepage while clean electronics, be careful of electric shock.
- Check for any frayed or damaged cords or plugs.
- Don't arbitrary discard the product, we should protect the environment.
- Work environment: 5°C-35°C, 30%-90% humidity.
- Storage environment:-20°C-60°C, 10%-90% humidity.

FCC Warning Statement: Changes or modifications to this unit not expressly approved by the party responsible for compliance could void the user's authority to operate the equipment. This equipment has been tested and found to comply with the limits for a Class B digital device, pursuant to Part 15 of the FCC Rules. These limits are designed to provide reasonable protection against harmful interference in a residential installation. This equipment generates, uses and can radiate radio frequency energy and, if not installed and used in accordance with the instructions, may cause harmful interference to radio communications. However, there is no guarantee that interference will not occur in a particular installation. If this equipment does cause harmful interference to radio or television reception, which can be determined by turning the equipment off and on, the user is encouraged to try to correct the interference by one or more of the following measures:

- **Reorient or relocate the receiving antenna.**
- **Increase the separation between the equipment and receiver.**
- **Connect the equipment into an outlet on a circuit different from that to which the receiver is connected.**
- **Consult the dealer or an experienced radio/TV technician for help.**

This device complies with Part 15 of the FCC Rules. Operation is subject to the following two conditions: (1) this device may not cause harmful interference, and (2) this device must accept any interference received, including interference that may cause undesired operation.

FCC Radiation Exposure Statement

The antennas used for this transmitter must be installed to provide a separation distance of at least 20 cm from all persons and must not be co-located for operating in conjunction with any other antenna or transmitter.

Warranty Card

Product NO. .....

Product Order NO. .....

Maintenance Records .....

Warranty Time .....

Name ..... Phone/E-mail .....

Return Address .....

.....

Producter: Shenzhen Panlei Intelligent Technology Co.,Ltd.
Origin: Shenzhen, China
Web: www.peladn.com
E-mail: support@peladn.com
Address: No.5 Lirong Road, Xinshi Community, Dalang Street, Longhua New District, Shenzhen
Tel: 400-998-3678

风琴折 157g铜版纸 正反面印刷 四色印刷