High Frequency Ceramic Solutions

2.4GHz Mini Antenna, SMT **P/N 2450AT18B100**

Detail Specification: 11/5/2018

Let us help you with the antenna design, optimization, and tuning!

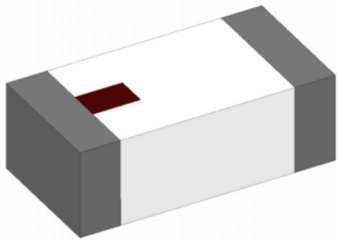

General Specifications

Part Number	2450AT18B100
Frequency (MHz)	2400 - 2500
Avg. Rad Efficiency*	76%
Peak Gain (dBi typ.)	0.5
Average Gain (dBi typ.)	-0.5
Return Loss (dB)	9.5 min.
Impedance	50 Ω
Input Power	2 Watts max. (CW)

Storage Temperature	-45 to +125°C
Operating Temperature	-45 to +125°C
Recommended Storage Conditions of unused product on T&R and period.	+5 to +35°C Humidity 45~75%RH 18 months max.
Reel Quantity	3000pcs

*Efficiency based on Johanson's standard evaluation board

Part Number Explanation

P/N Suffix	**Packing Style**	Bulk (loose)	Suffix = S	e.g. 2450AT18B100S
		T & R	Suffix = E	e.g. 2450AT18B100E
		100% Tin	Suffix = E or S	e.g. 2450AT18B100(E or S)
	Evaluation Board	2450AT18B100-EB1SMA (see page 2&3 for details)		

Mechanical Dimensions

	In	mm
L	0.126 ± 0.008	3.20 ± 0.2
W	0.063 ± 0.008	1.60 ± 0.2
T	0.051 +.004/-.008	1.30 +0.1/-0.2
a	0.020 ± 0.008	0.50 ± 0.2

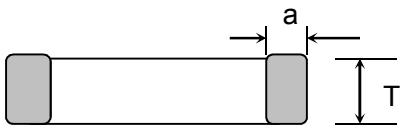

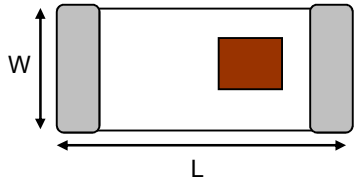

Want the layout file? Request it at: https://www.johansontechnology.com/ask-a-question

Terminal Configuration

No.	Function
1	FEED
2	NC

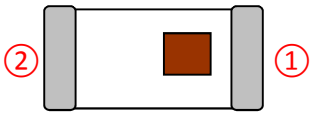

Johanson Technology, Inc. reserves the right to make design changes without notice.
All sales are subject to Johanson Technology, Inc. terms and conditions.

JOHANSON TECHNOLOGY

https://www.johansontechnology.com

4001 Calle Tecate • Camarillo, CA 93012 • TEL 805.389.1166 FAX 805.389.1821

2018 Johanson Technology, Inc. All Rights Reserved

Mounting Considerations 1: Evaluation Board

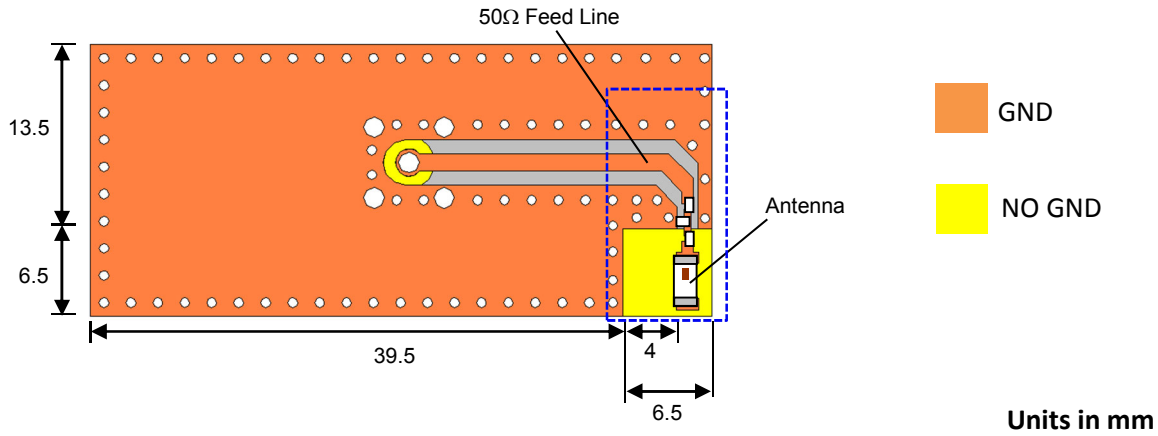

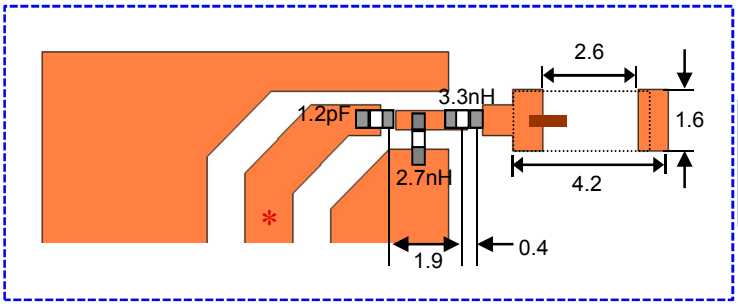

JTI P/N for Matching Circuit:
Capacitor (1.2pF): 500R07S1R2BV4T
Inductor (2.7nH): L-07C2N7SV6T
Inductor (3.3nH): L-07C3N3SV6T

*Line width should be designed to provied 50Ω impedance

To order a pre-tuned 50Ω EVB with a female SMA connector click here: https://www.johansontechnology.com/request-a-sample
Reference p/n: 2450AT18B100-EB1SMA

Johanson Technology, Inc. reserves the right to make design changes without notice.
All sales are subject to Johanson Technology, Inc. terms and conditions.

JOHANSON TECHNOLOGY

https://www.johansontechnology.com

4001 Calle Tecate • Camarillo, CA 93012 • TEL 805.389.1166 FAX 805.389.1821

2018 Johanson Technology, Inc. All Rights Reserved

Mounting Considerations 1: Typical Electrical Performance (T=25°C)

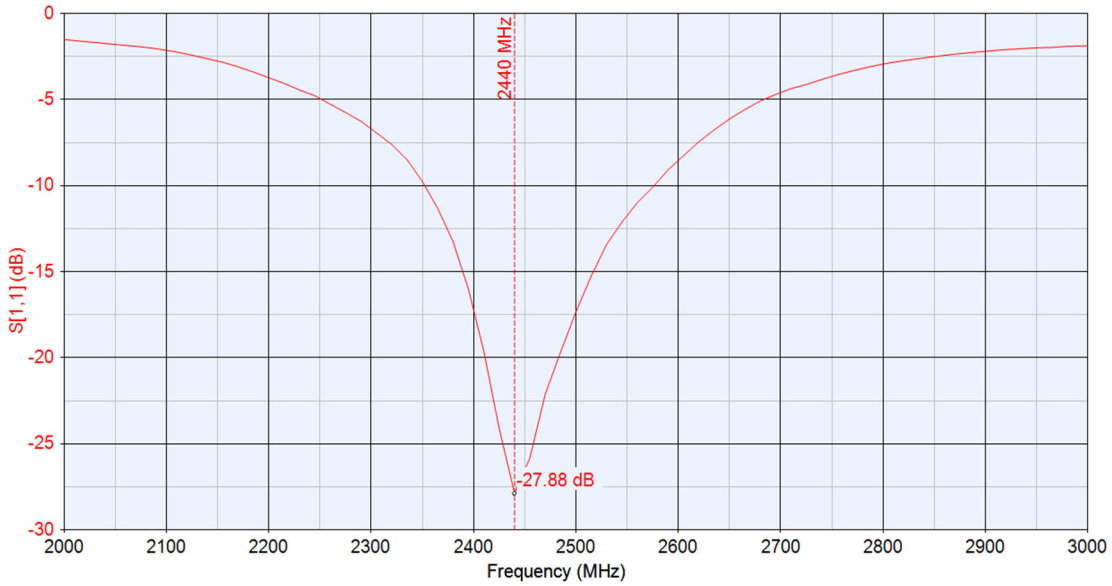

Would you like the antenna layout? Have antenna tuning issues? Please contact us if you have any questions regarding the implementation of this antenna in your PCB's layout. We'll be happy to guide you to maximize the antenna's performance.
Contact our applications engineers at:
https://www.johansontechnology.com/ask-a-question

Johanson Technology, Inc. reserves the right to make design changes without notice.
All sales are subject to Johanson Technology, Inc. terms and conditions.

2018 Johanson Technology, Inc. All Rights Reserved

Mounting Considerations 1: Antenna Performance

Typical 2D radiation patterns @ 2.44GHz

YZ-plane

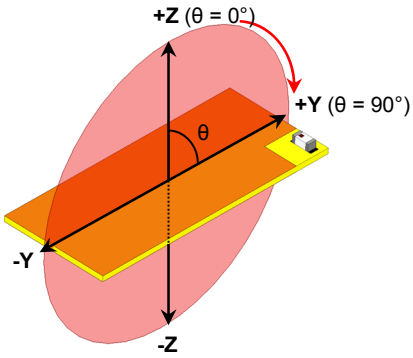

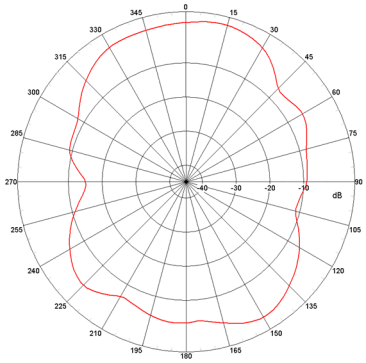

XZ-plane

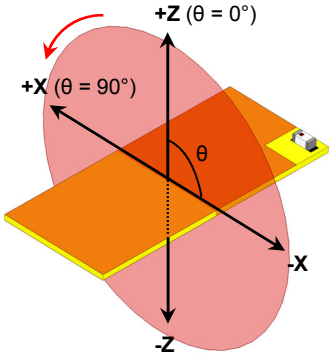

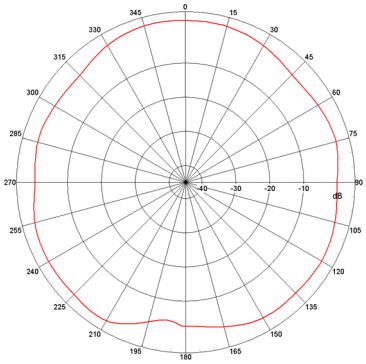

XY-plane

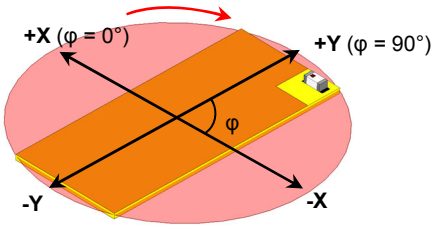

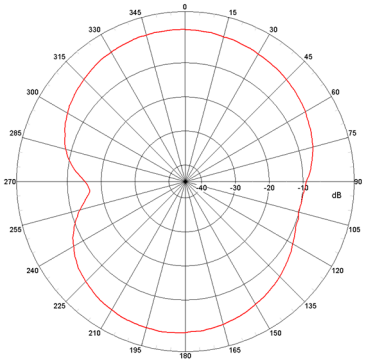

Johanson Technology, Inc. reserves the right to make design changes without notice.
All sales are subject to Johanson Technology, Inc. terms and conditions.

JOHANSON TECHNOLOGY

https://www.johansontechnology.com

4001 Calle Tecate • Camarillo, CA 93012 • TEL 805.389.1166 FAX 805.389.1821

2018 Johanson Technology, Inc. All Rights Reserved

Antenna tuning, optimization, and validation services:
https://www.johansontechnology.com/ipc-antenna-services

For more antennas and to download measured S-parameters, go to:
https://www.johansontechnology.com/antennas

Soldering Information
https://www.johansontechnology.com/ipcsoldering-profile

MSL Info
https://www.johansontechnology.com/msl-rating

Packaging information
https://www.johansontechnology.com/tape-reel-packaging

For layout review contact our Applications Team at:
https://www.johansontechnology.com/ask-a-question

RoHS Compliance
https://www.johansontechnology.com/rohs-compliance

Need help designing the antenna in? Use our antenna design services!
https://www.johansontechnology.com/ipc-antenna-services
We provide 2 free layout reviews and if you need us to tune and characterize the antenna on your product (inside our anechoic chamber) we can do that too. Small lab fee may apply.

Johanson Technology, Inc. reserves the right to make design changes without notice.
All sales are subject to Johanson Technology, Inc. terms and conditions.

https://www.johansontechnology.com

4001 Calle Tecate • Camarillo, CA 93012 • TEL 805.389.1166 FAX 805.389.1821

2018 Johanson Technology, Inc. All Rights Reserved