| Z (mm) | 0.00 | 4.00 | 9.00 | 14.00 | 19.00 |
|---|---|---|---|---|---|
| SAR (W/Kg) | 3.7625 | 2.6254 | 2.0245 | 1.6254 | 1.0214 |

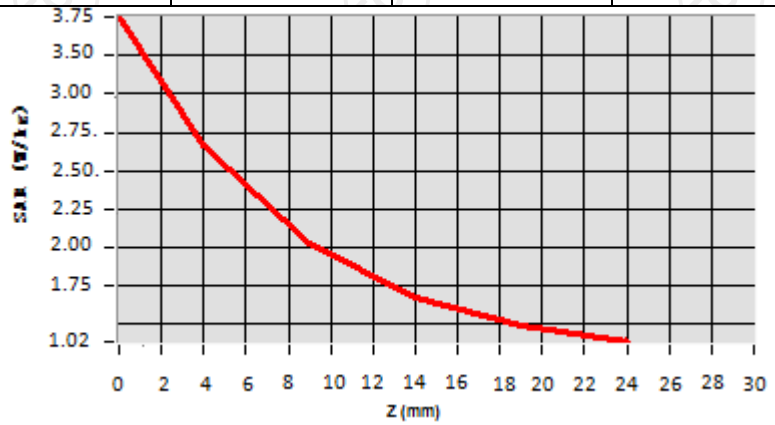


**Hot spot position**

Date of measurement: 06/03/2023 Test mode: 1900MHz (Head)
Product Description: Validation
Dipole Model: SID1900
E-Field Probe: SSE2 (SN 25/22 EPGO375)

| Phantom | Validation plane |
|---|---|
| Input Power | 100mW |
| Crest Factor | 1.0 |
| Probe Conversion factor | 2.23 |
| Frequency (MHz) | 1900.000000 |
| Relative permittivity (real part) | 39.076721 |
| Relative permittivity (imaginary part) | 12.607061 |
| Conductivity (S/m) | 1.367609 |
| Variation (%) | -0.910000 |
| **SAR 10g (W/Kg)** | **1.899324** |
| **SAR 1g (W/Kg)** | **3.576354** |

| **SURFACE SAR** | **VOLUME SAR** |
|---|---|
| 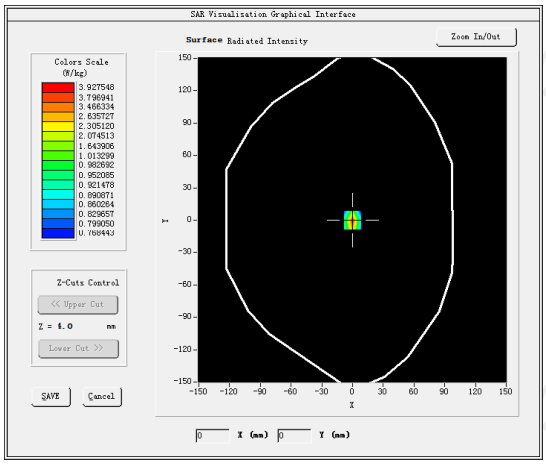 | 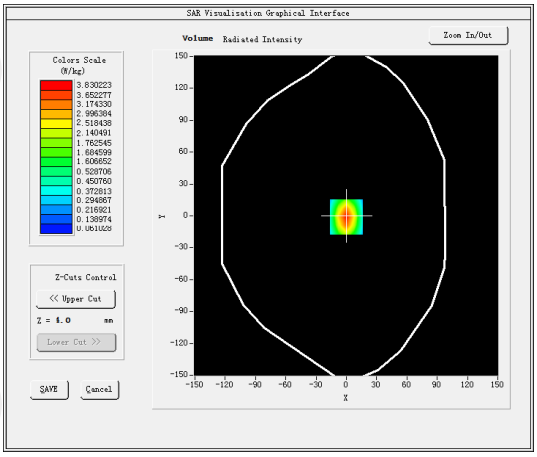 |

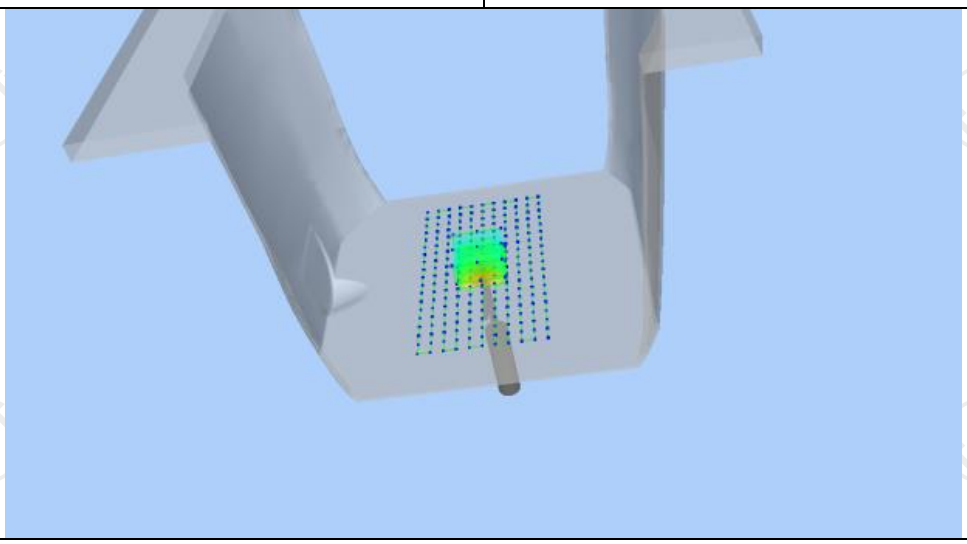

| Z (mm) | 0.00 | 4.00 | 9.00 | 14.00 | 19.00 |
|---|---|---|---|---|---|
| SAR (W/Kg) | 3.5325 | 2.5687 | 1.7025 | 1.3025 | 0.1125 |

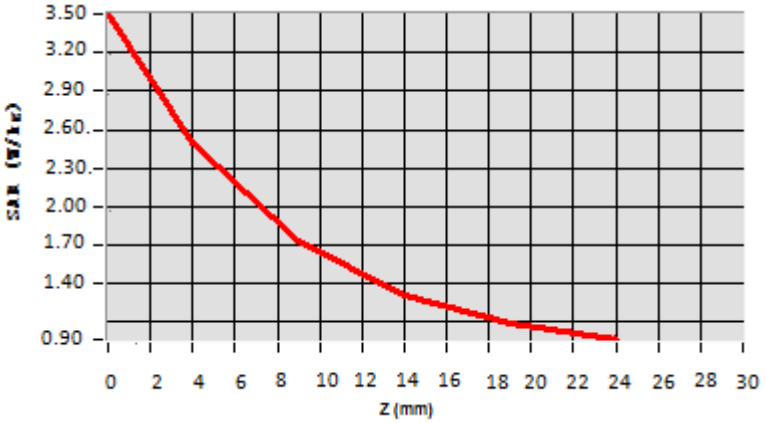


**Hot spot position**

Date of measurement: 06/07/2023 Test mode: 2450MHz (Head)
Product Description: Validation
Dipole Model: SID2450
E-Field Probe: SSE2 (SN 25/22 EPGO375)

| Phantom | Validation plane |
|---|---|
| Input Power | 100mW |
| Crest Factor | 1.0 |
| Probe Conversion factor | 2.31 |
| Frequency (MHz) | 2450.000000 |
| Relative permittivity (real part) | 37.821613 |
| Relative permittivity (imaginary part) | 13.546980 |
| Conductivity (S/m) | 1.834111 |
| Variation (%) | -0.470000 |
| **SAR 10g (W/Kg)** | **2.364445** |
| **SAR 1g (W/Kg)** | **4.994244** |

| **SURFACE SAR** | **VOLUME SAR** |
|---|---|
| 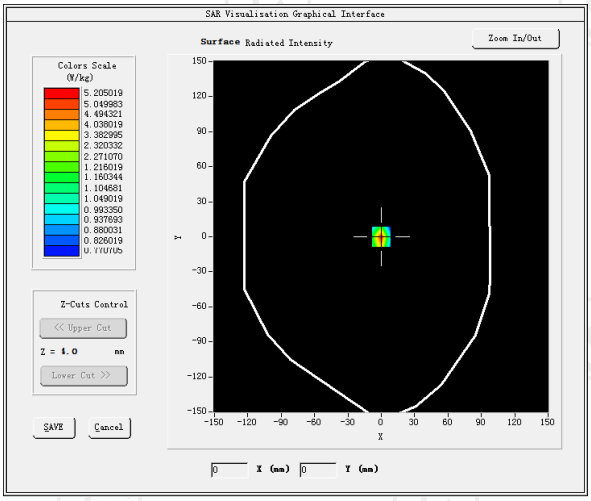 | 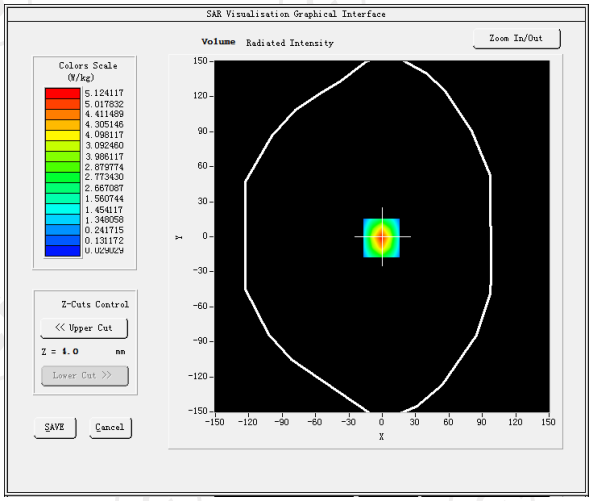 |

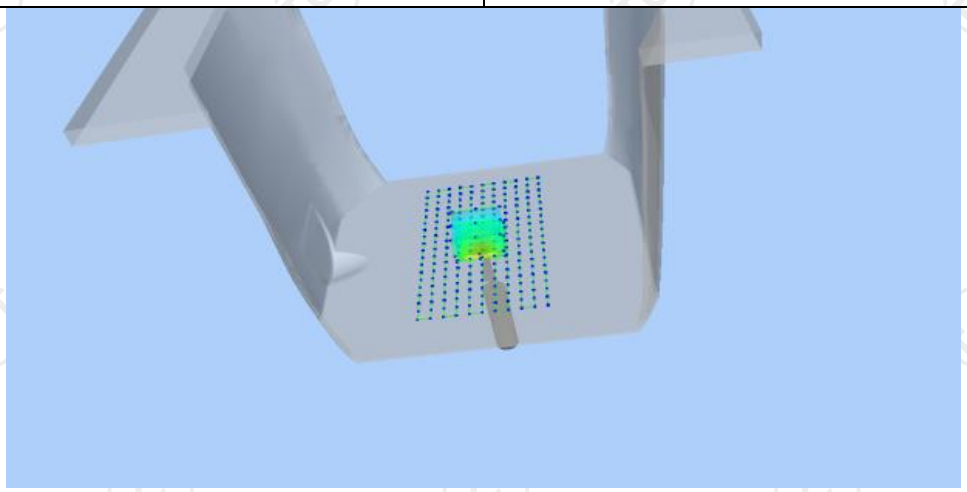

| Z (mm) | 0.00 | 4.00 | 9.00 | 14.00 | 19.00 |
|---|---|---|---|---|---|
| SAR (W/Kg) | 5.0262 | 2.7584 | 1.5026 | 0.8252 | 0.4125 |

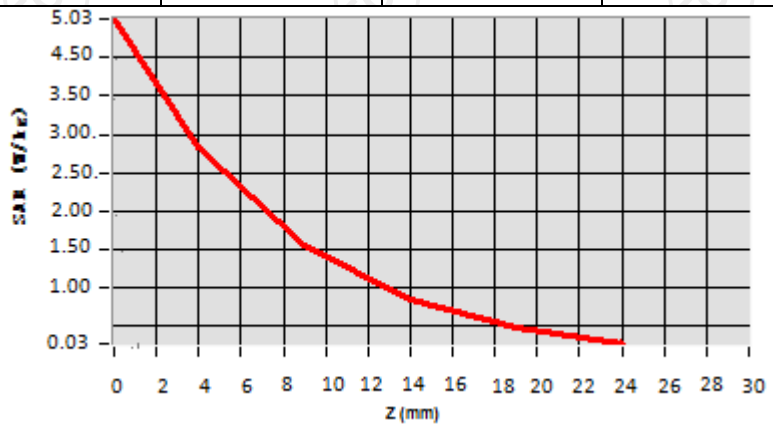


**Hot spot position**

Date of measurement: 09/11/2023 Test mode: 2600MHz (Head)
Product Description: Validation
Dipole Model: SID2600
E-Field Probe: SSE2 (SN 25/22 EPGO375)

| Phantom | Validation plane |
|---|---|
| Input Power | 100mW |
| Crest Factor | 1.0 |
| Probe Conversion factor | 4.36 |
| Frequency (MHz) | 2535.000000 |
| Relative permittivity (real part) | 38.853477 |
| Relative permittivity (imaginary part) | 13.545489 |
| Conductivity (S/m) | 1.922567 |
| Variation (%) | -1.360000 |
| **SAR 10g (W/Kg)** | **2.430127** |
| **SAR 1g (W/Kg)** | **5.413744** |

| **SURFACE SAR** | **VOLUME SAR** |
|---|---|
| 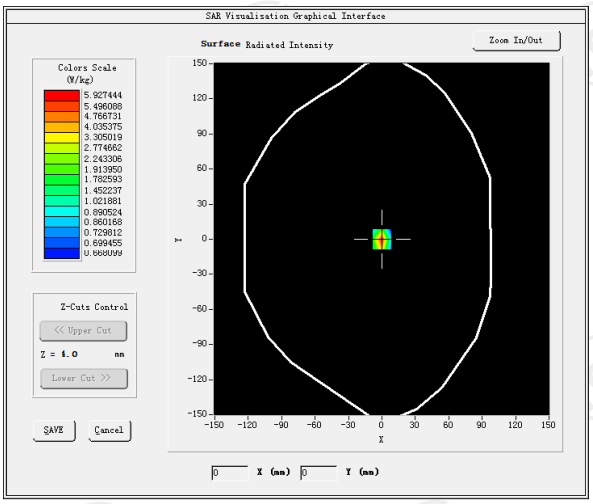 | 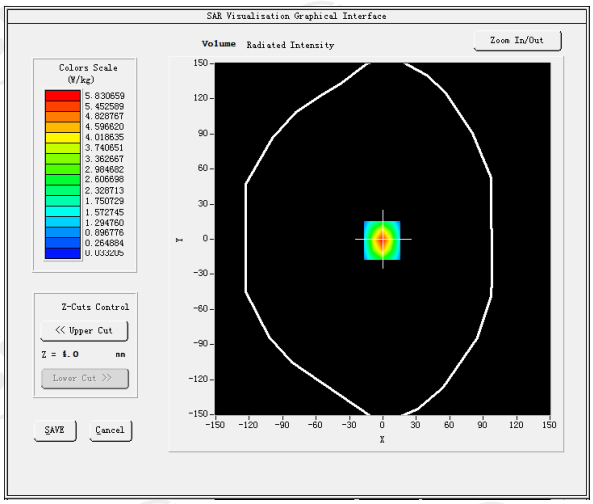 |

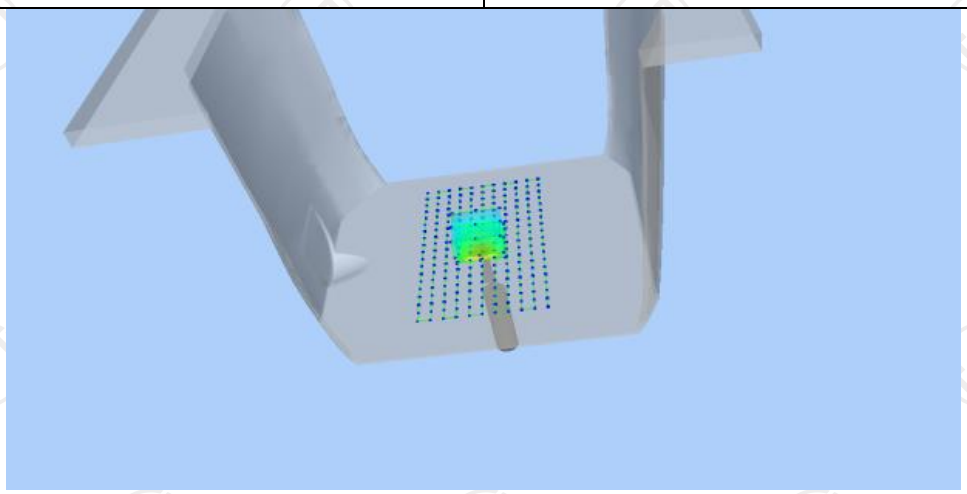

| Z (mm) | 0.00 | 4.00 | 9.00 | 14.00 | 19.00 |
|---|---|---|---|---|---|
| SAR (W/Kg) | 5.7893 | 3.2375 | 0.2098 | 0.0387 | 0.0249 |

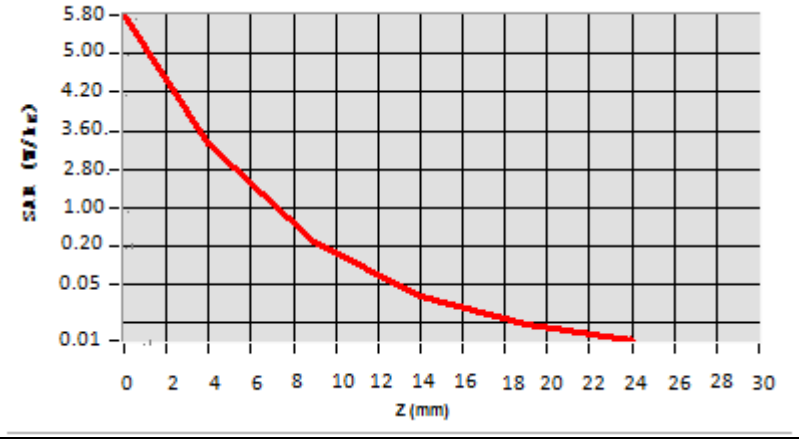


**Hot spot position**

Date of measurement: 06/12/2023 Test mode: 5200MHz (Head)
Product Description: Validation
Dipole Model: SID5200
E-Field Probe: SSE2 (SN 25/22 EPGO375)

| Phantom | Validation plane |
|---|---|
| Input Power | 100mW |
| Crest Factor | 1.0 |
| Probe Conversion factor | 2.01 |
| Frequency (MHz) | 5200.000000 |
| Relative permittivity (real part) | 35.068832 |
| Relative permittivity (imaginary part) | 13.679428 |
| Conductivity (S/m) | 5.220788 |
| Variation (%) | -0.820000 |
| **SAR 10g (W/Kg)** | **1.807521** |
| **SAR 1g (W/Kg)** | **5.012481** |

| **SURFACE SAR** | **VOLUME SAR** |
|---|---|
| 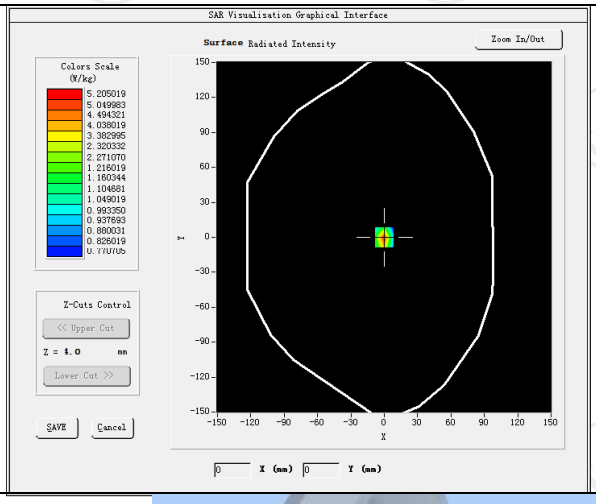 | 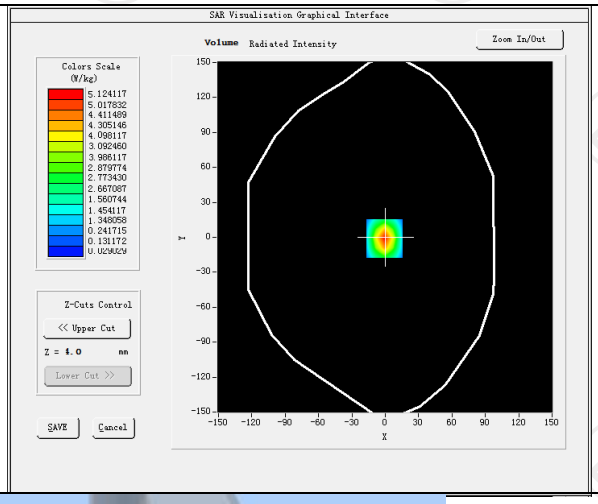 |

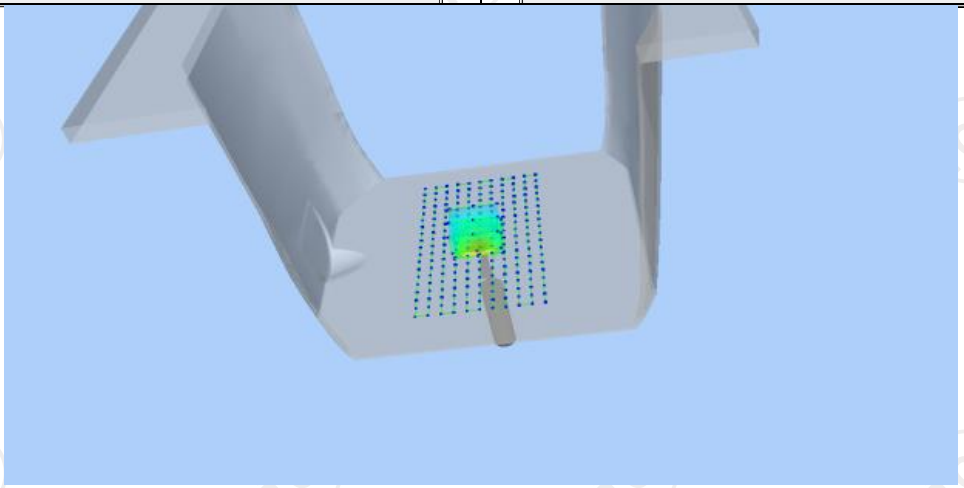

| Z (mm) | 0.00 | 4.00 | 9.00 | 14.00 | 19.00 |
|---|---|---|---|---|---|
| SAR (W/Kg) | 5.0132 | 2.7584 | 1.5026 | 0.8252 | 0.4125 |

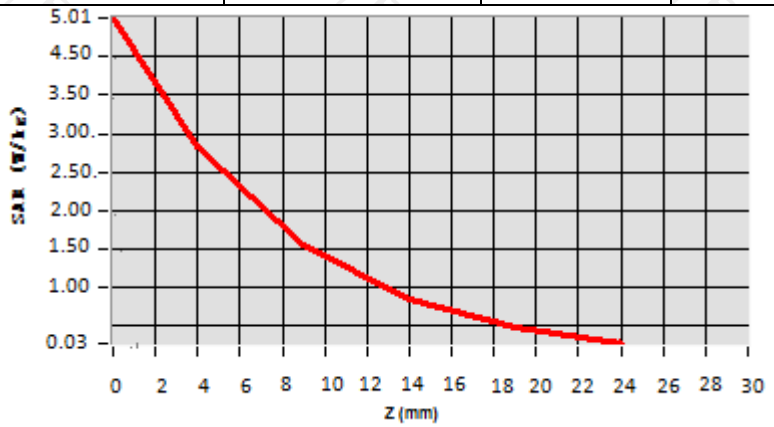


**Hot spot position**

Date of measurement: 06/19/2023 Test mode: 5800MHz (Head)
Product Description: Validation
Dipole Model: SID5800
E-Field Probe: SSE2 (SN 25/22 EPGO375)

| Phantom | Validation plane |
|---|---|
| Input Power | 100mW |
| Crest Factor | 1.0 |
| Probe Conversion factor | 2.06 |
| Frequency (MHz) | 5800.000000 |
| Relative permittivity (real part) | 38.352823 |
| Relative permittivity (imaginary part) | 13.671675 |
| Conductivity (S/m) | 5.430828 |
| Variation (%) | -2.800000 |
| **SAR 10g (W/Kg)** | **2.005121** |
| **SAR 1g (W/Kg)** | **5.063573** |

| **SURFACE SAR** | **VOLUME SAR** |
|---|---|
| 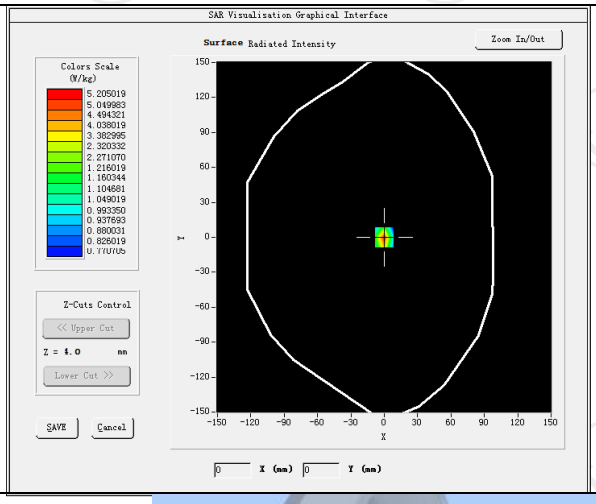 | 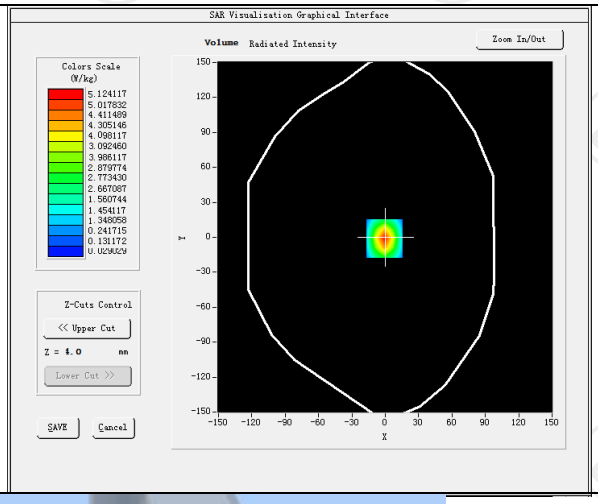 |

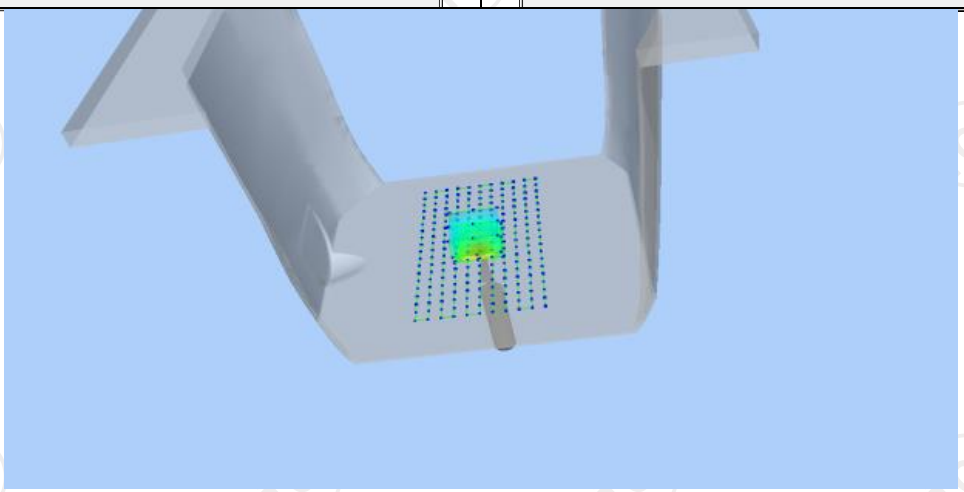

| Z (mm) | 0.00 | 4.00 | 9.00 | 14.00 | 19.00 |
|---|---|---|---|---|---|
| SAR (W/Kg) | 5.0622 | 2.8054 | 1.5421 | 0.8321 | 0.4130 |

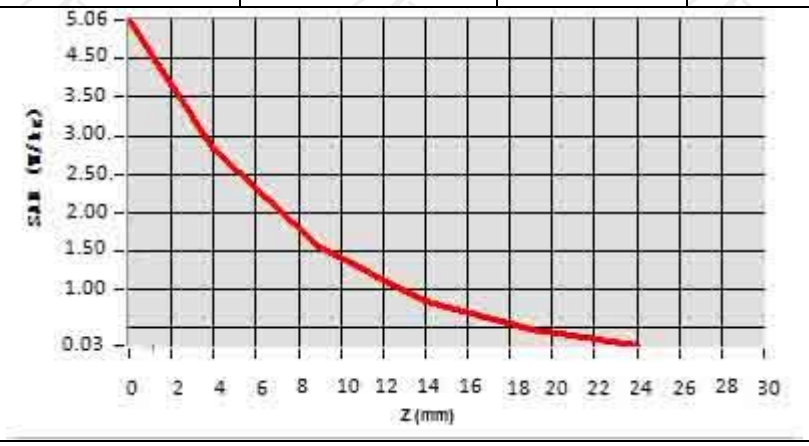


**Hot spot position**

# 12. SAR Test Data

GSM850

**MEASUREMENT 1**

High Band SAR (Channel 251) Date: 05/29/2023

| | |
|---|---|
| **Frequency (MHz)** | 848.000000 |
| **Relative permittivity (real part)** | 40.606560 |
| **Relative permittivity (imaginary part)** | 18.313232 |
| **Conductivity (S/m)** | 0.850955 |
| **Variation (%)** | -1.210000 |
| **Crest Factor:** | 1.0 |
| **Probe Conversion factor** | 1.80 |
| **E-Field Probe:** | SSE2 (SN 25/22 EPGO375) |
| **Area Scan** | dx=8mm dy=8mm, h= 5.00 mm |
| **ZoomScan** | 5x5x7,dx=8mm dy=8mm dz=5mm,Complete/ndx=8mm dy=8mm, h= 5.00 mm |
| **Phantom** | Left head |
| **Device Position** | Cheek |
| **Band** | GSM850(voice) |

**SURFACE SAR**

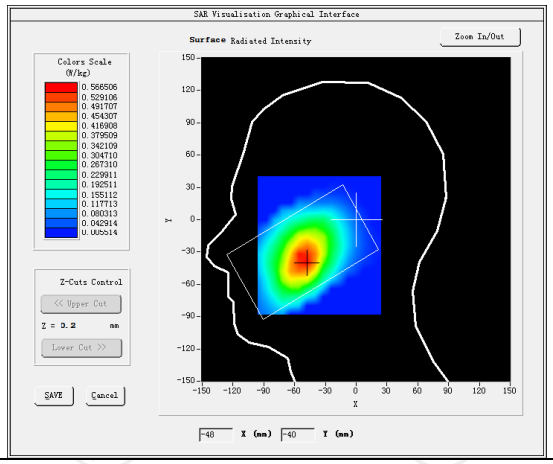


**VOLUME SAR**

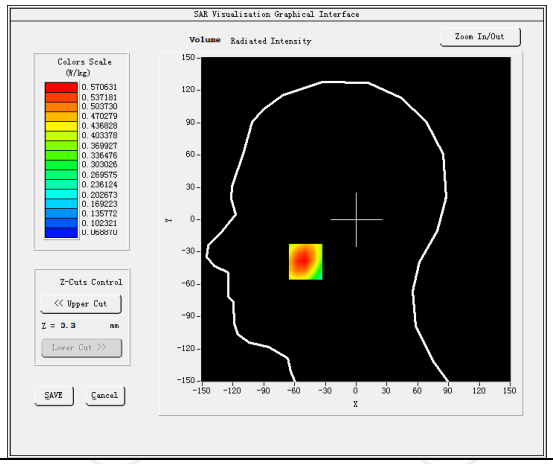


**Maximum location: X=-49.00, Y=-39.00 SAR Peak: 0.20W/kg**

| | |
|---|---|
| **SAR 10g (W/Kg)** | 0.084282 |
| **SAR 1g (W/Kg)** | 0.121701 |

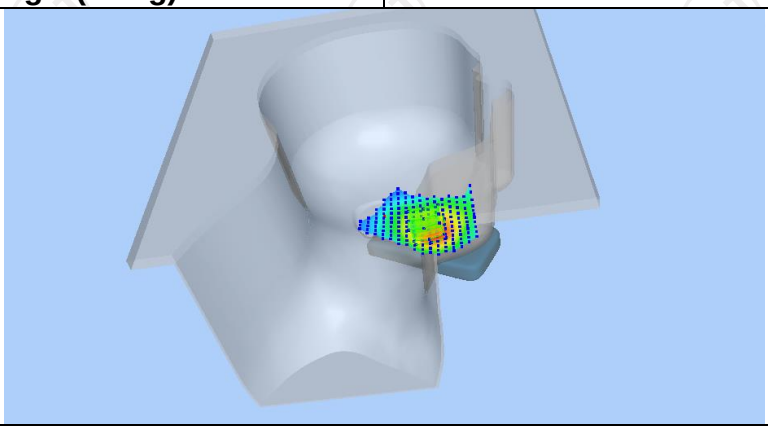

| Z (mm) | 0.00 | 4.00 | 9.00 | 14.00 | 19.00 |
|---|---|---|---|---|---|
| SAR (W/Kg) | 0.9139 | 0.6546 | 0.4255 | 0.2757 | 0.1792 |

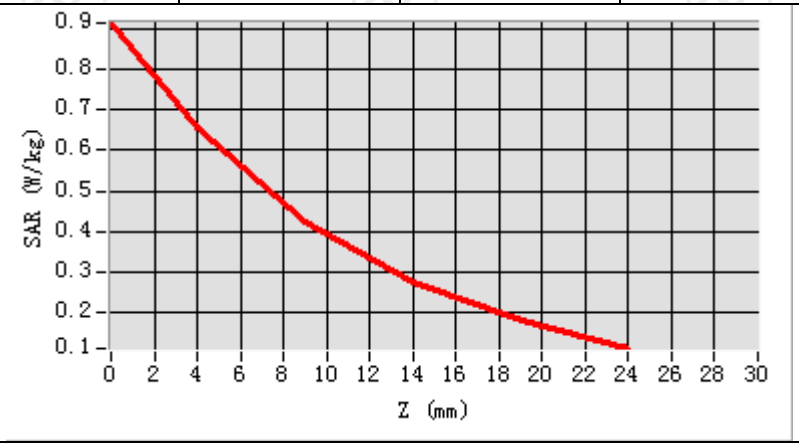


**Hot spot position**

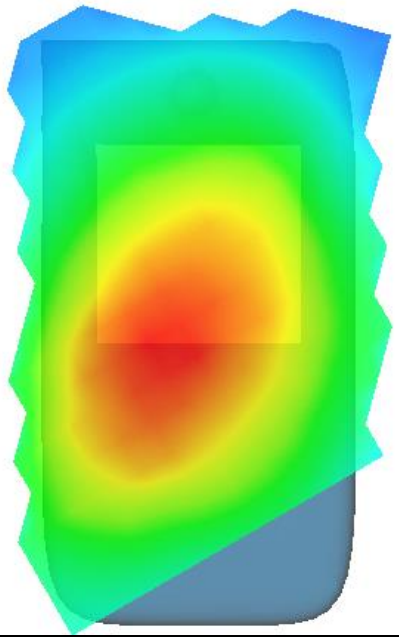

| MEASUREMENT 2 | |
|---|---|
| High Band SAR (Channel 251) | Date: 05/29/2023 |
| **Frequency (MHz)** | 848.000000 |
| **Relative permittivity (real part)** | 40.606560 |
| **Relative permittivity (imaginary part)** | 18.313232 |
| **Conductivity (S/m)** | 0.850955 |
| **Variation (%)** | -2.520000 |
| **Crest Factor:** | 1.0 |
| **Probe Conversion factor** | 1.80 |
| **E-Field Probe:** | SSE2 (SN 25/22 EPGO375) |
| **Area Scan** | dx=8mm dy=8mm, h= 5.00 mm |
| **ZoomScan** | 5x5x7,dx=8mm dy=8mm dz=5mm,Complete/ndx=8mm dy=8mm, h= 5.00 mm |
| **Phantom** | Validation plane |
| **Device Position** | Body back(10mm) |
| **Band** | GSM850(Voice) |
| **SURFACE SAR** | **VOLUME SAR** |
| 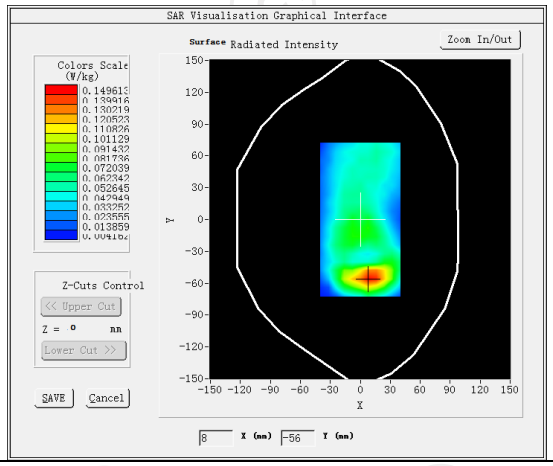 | 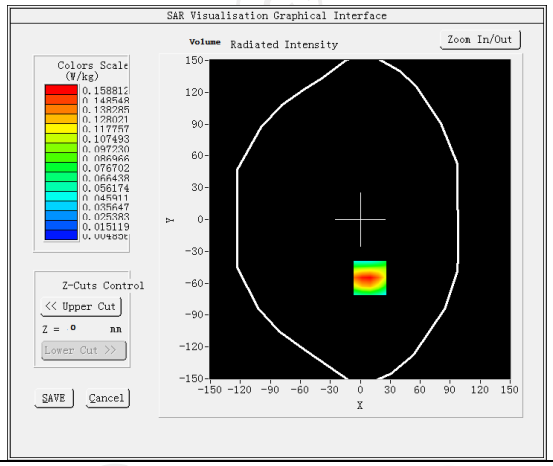 |
| **Maximum location: X=10.00, Y=-55.00 SAR Peak: 0.25 W/kg** | |
| **SAR 10g (W/Kg)** | 0.080995 |
| **SAR 1g (W/Kg)** | 0.149021 |

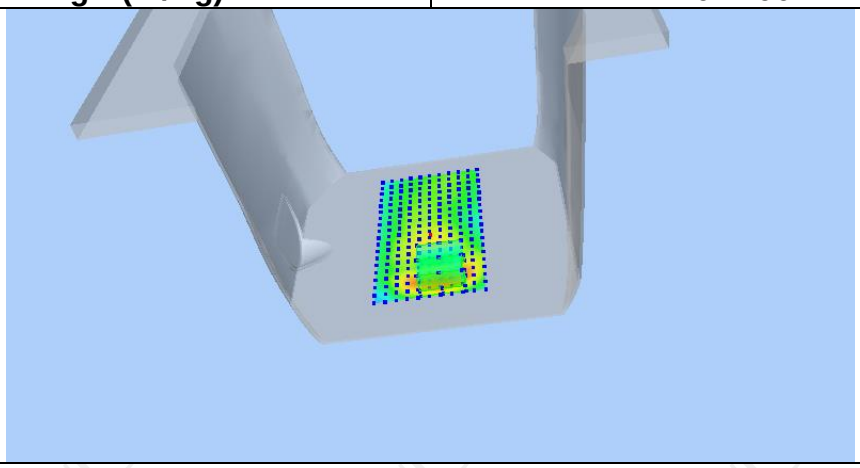

| Z (mm) | 0.00 | 4.00 | 9.00 | 14.00 | 19.00 |
|---|---|---|---|---|---|
| SAR (W/Kg) | 0.2457 | 0.1588 | 0.0896 | 0.0506 | 0.0294 |

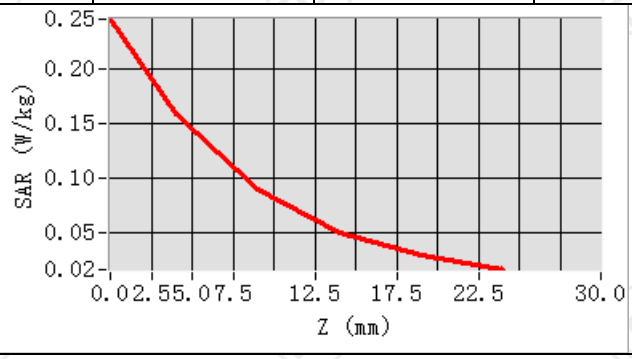


**Hot spot position**



| MEASUREMENT 3 | |
|---|---|
| High Band SAR (Channel 251) | Date: 05/29/2023 |
| **Frequency (MHz)** | 848.800000 |
| **Relative permittivity (real part)** | 40.606560 |
| **Relative permittivity (imaginary part)** | 18.313232 |
| **Conductivity (S/m)** | 0.850955 |
| **Variation (%)** | -1.040000 |
| **Crest Factor:** | 1.0 |
| **Probe Conversion factor** | 1.80 |
| **E-Field Probe:** | SSE2 (SN 25/22 EPGO375) |
| **Area Scan** | dx=8mm dy=8mm, h= 5.00 mm |
| **ZoomScan** | 5x5x7,dx=8mm dy=8mm dz=5mm,Complete/ndx=8mm dy=8mm, h= 5.00 mm |
| **Phantom** | Validation plane |
| **Device Position** | Body back(10mm) |
| **Band** | GSM850(GPRS 2slot) |
| **SURFACE SAR** | **VOLUME SAR** |
| 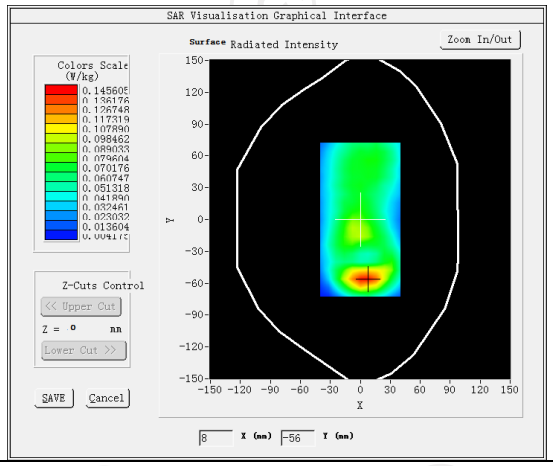 | 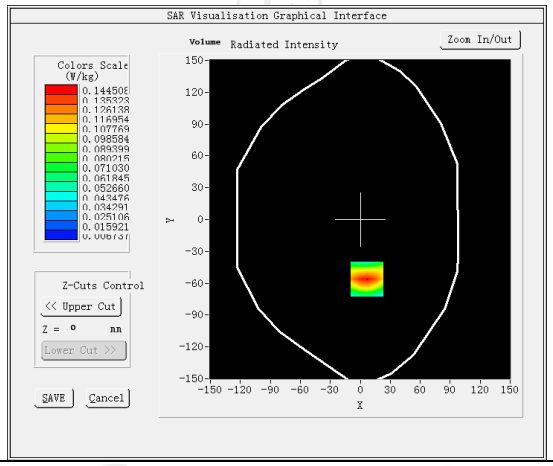 |
| **Maximum location: X=7.00, Y=-56.00 SAR Peak: 0.21 W/kg** | |
| **SAR 10g (W/Kg)** | 0.075514 |
| **SAR 1g (W/Kg)** | 0.204483 |
| 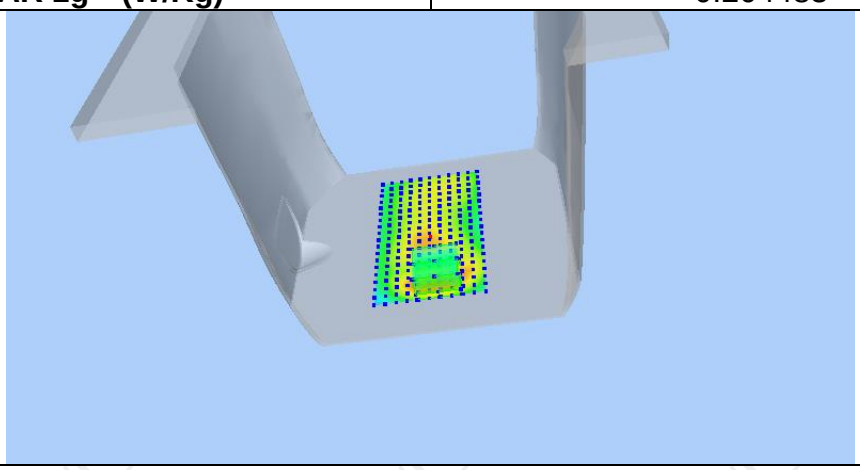 | |

| Z (mm) | 0.00 | 4.00 | 9.00 | 14.00 | 19.00 |
|---|---|---|---|---|---|
| SAR (W/Kg) | 0.2111 | 0.1445 | 0.0875 | 0.0518 | 0.0299 |

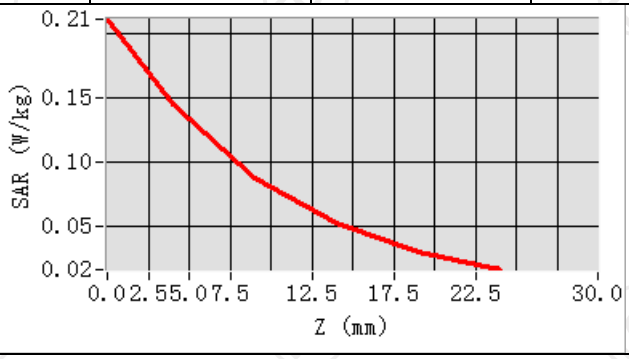


**Hot spot position**

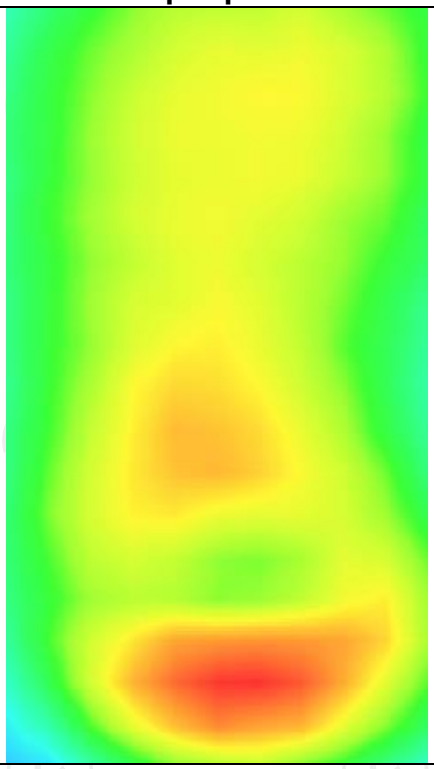

| MEASUREMENT 4 | |
|---|---|
| High Band SAR (Channel 251) | Date: 05/15/2023 |
| **Frequency (MHz)** | 848.800000 |
| **Relative permittivity (real part)** | 40.606560 |
| **Relative permittivity (imaginary part)** | 18.313232 |
| **Conductivity (S/m)** | 0.850955 |
| **Variation (%)** | -2.410000 |
| **Crest Factor:** | 1.0 |
| **Probe Conversion factor** | 1.80 |
| **E-Field Probe:** | SSE2 (SN 25/22 EPGO375) |
| **Area Scan** | dx=8mm dy=8mm, h= 5.00 mm |
| **ZoomScan** | 5x5x7,dx=8mm dy=8mm dz=5mm,Complete/ndx=8mm dy=8mm, h= 5.00 mm |
| **Phantom** | Validation plane |
| **Device Position** | Body back(10mm) |
| **Band** | GSM850(GPRS 2slot hotspot) |
| **SURFACE SAR** | **VOLUME SAR** |
| 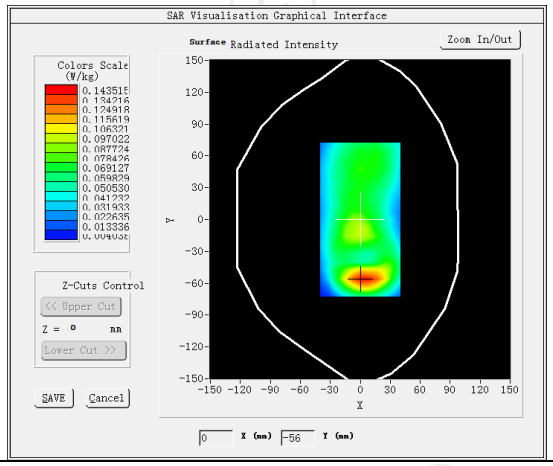 | 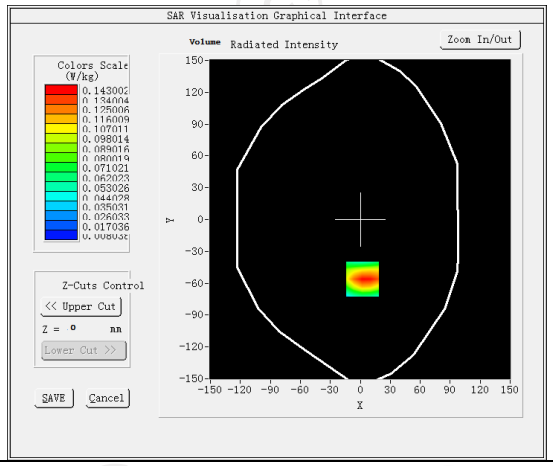 |
| **Maximum location: X=2.00, Y=-56.00 SAR Peak: 0.21 W/kg** | |
| **SAR 10g (W/Kg)** | 0.076709 |
| **SAR 1g (W/Kg)** | 0.134428 |
| 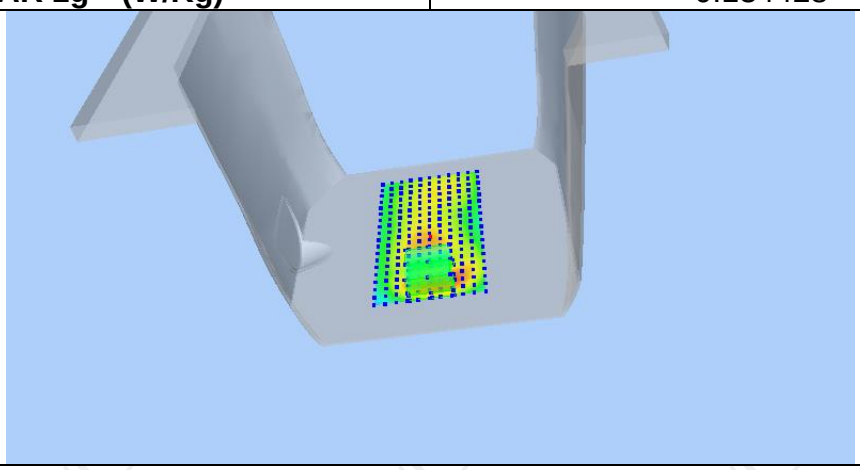 | |

| Z (mm) | 0.00 | 4.00 | 9.00 | 14.00 | 19.00 |
|---|---|---|---|---|---|
| SAR (W/Kg) | 0.2063 | 0.1430 | 0.0887 | 0.0546 | 0.0336 |

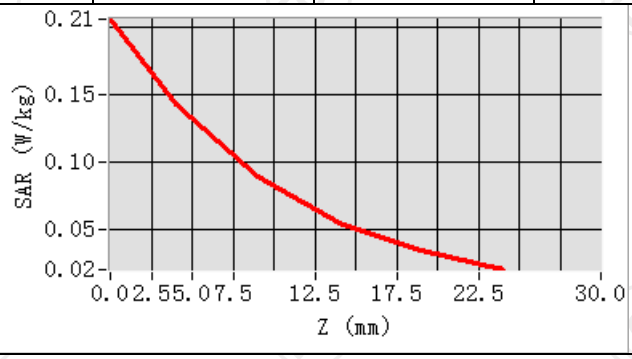


**Hot spot position**

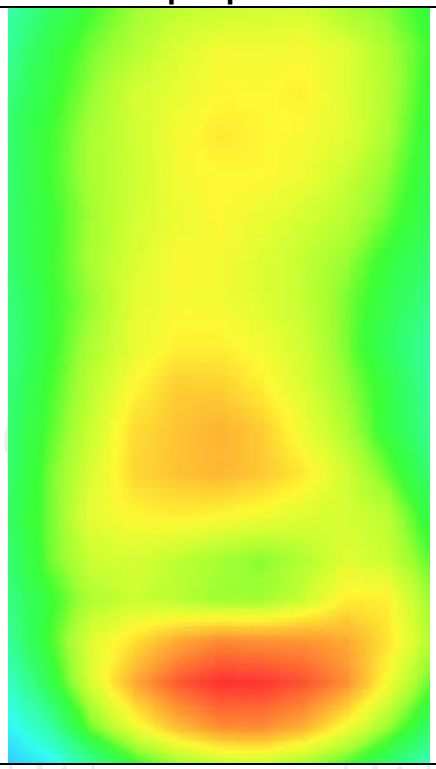

GSM1900

| MEASUREMENT 1 | |
|---|---|
| High Band SAR (Channel 810): | Date: 06/03/2023 |
| **Frequency (MHz)** | 1909.800000 |
| **Relative permittivity (real part)** | 39.076721 |
| **Relative permittivity (imaginary part)** | 12.607061 |
| **Conductivity (S/m)** | 1.367609 |
| **Variation (%)** | 0.420000 |
| **Crest Factor** | 1.0 |
| **Probe Conversion factor** | 2.23 |
| **E-Field Probe:** | SSE2 (SN 25/22 EPGO375) |
| **Area Scan** | dx=8mm dy=8mm, h= 5.00 mm |
| **ZoomScan** | 5x5x7,dx=8mm dy=8mm dz=5mm,Complete/ndx=8mm dy=8mm, h= 5.00 mm |
| **Phantom** | Left head |
| **Device Position** | Cheek |
| **Band** | GSM1900(voice) |
| **SURFACE SAR** | **VOLUME SAR** |
| 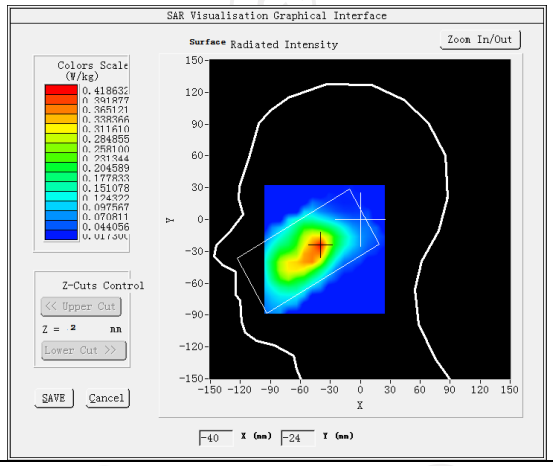 | 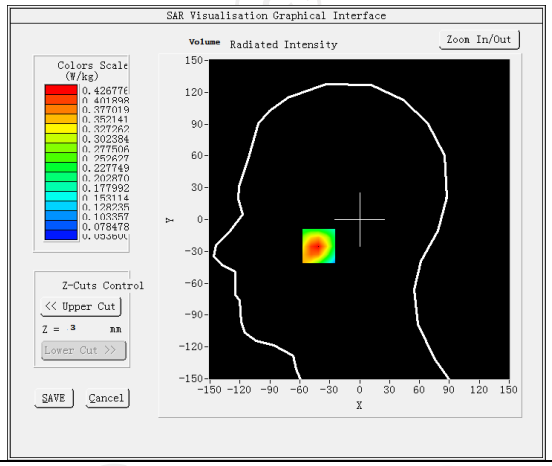 |
| **Maximum location: X=-41.00, Y=-35.00 SAR Peak: 0.59W/kg** | |
| **SAR 10g (W/Kg)** | 0.239449 |
| **SAR 1g (W/Kg)** | 0.277428 |

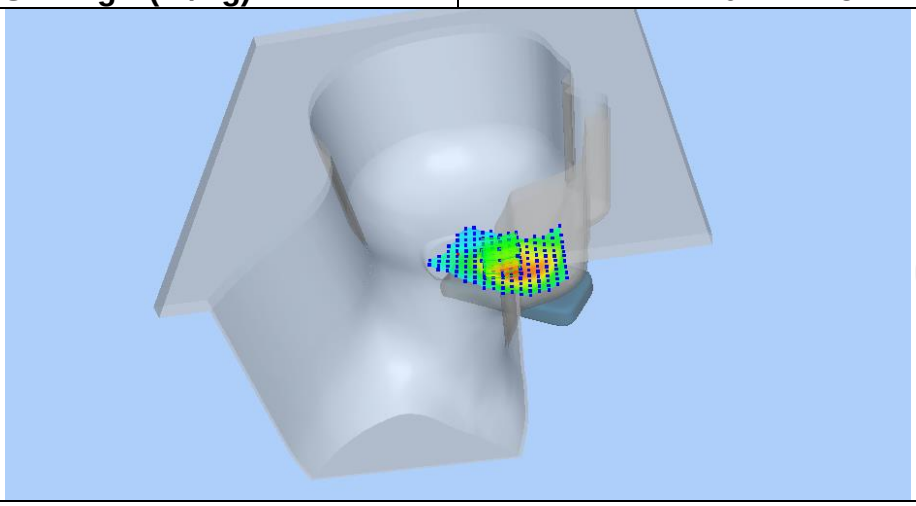

| Z (mm) | 0.00 | 4.00 | 9.00 | 14.00 | 19.00 |
|---|---|---|---|---|---|
| SAR (W/Kg) | 0.5810 | 0.4268 | 0.2921 | 0.2063 | 0.1527 |

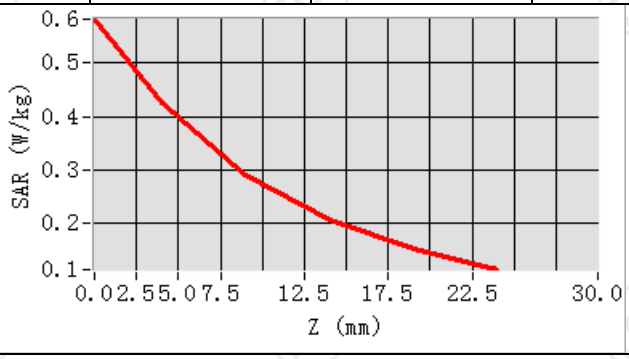


**Hot spot position**

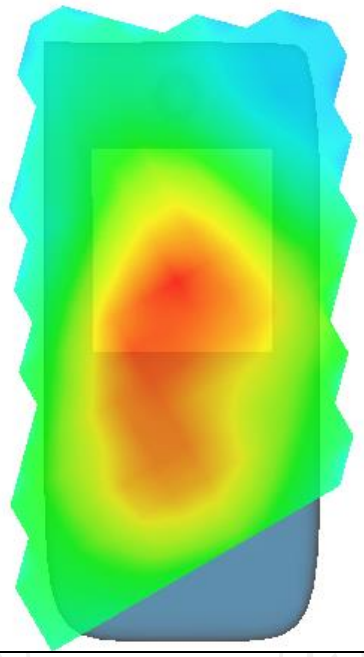

| MEASUREMENT 2 | |
|---|---|
| High Band SAR (Channel 810): | Date: 06/03/2023 |
| **Frequency (MHz)** | 1909.800000 |
| **Relative permittivity (real part)** | 39.076721 |
| **Relative permittivity (imaginary part)** | 12.607061 |
| **Conductivity (S/m)** | 1.367609 |
| **Variation (%)** | -1.680000 |
| **Crest Factor** | 1.0 |
| **Probe Conversion factor** | 2.23 |
| **E-Field Probe:** | SSE2 (SN 25/22 EPGO375) |
| **Area Scan** | dx=8mm dy=8mm, h= 5.00 mm |
| **ZoomScan** | 5x5x7,dx=8mm dy=8mm dz=5mm,Complete/ndx=8mm dy=8mm, h= 5.00 mm |
| **Phantom** | Validation plane |
| **Device Position** | Body back(10mm) |
| **Band** | GSM1900(voice) |
| **SURFACE SAR** | **VOLUME SAR** |
| 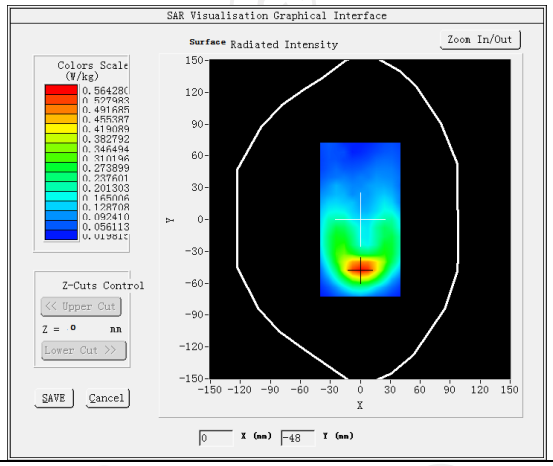 | 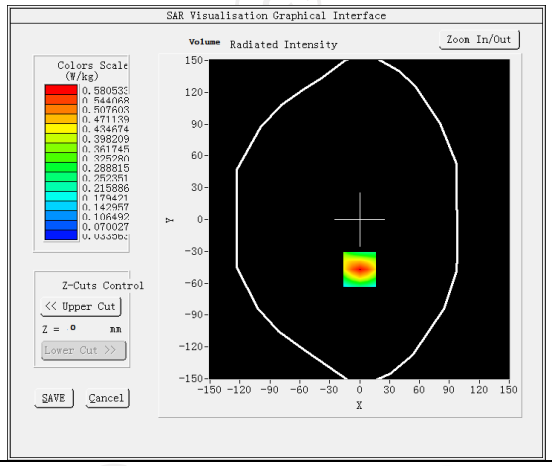 |
| **Maximum location: X=0.00, Y=-47.00 SAR Peak: 0.84 W/kg** | |
| **SAR 10g (W/Kg)** | 0.305824 |
| **SAR 1g (W/Kg)** | 0.540363 |
| 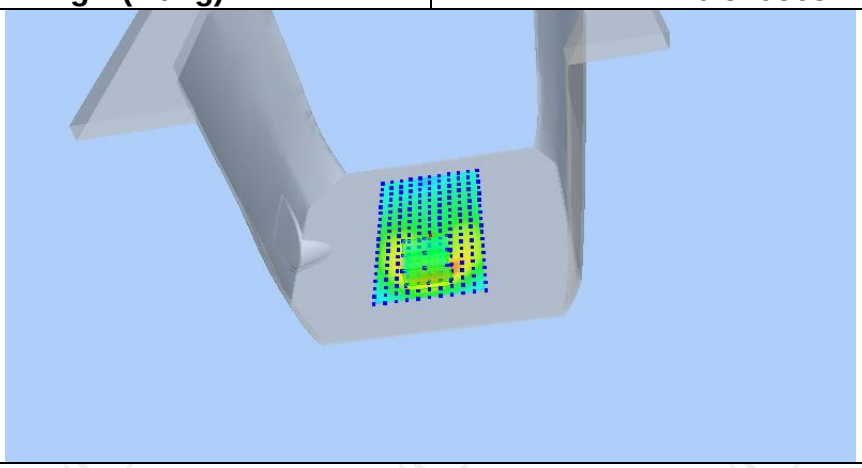 | |

| Z (mm) | 0.00 | 4.00 | 9.00 | 14.00 | 19.00 |
|---|---|---|---|---|---|
| SAR (W/Kg) | 0.8414 | 0.5805 | 0.3567 | 0.2159 | 0.1294 |

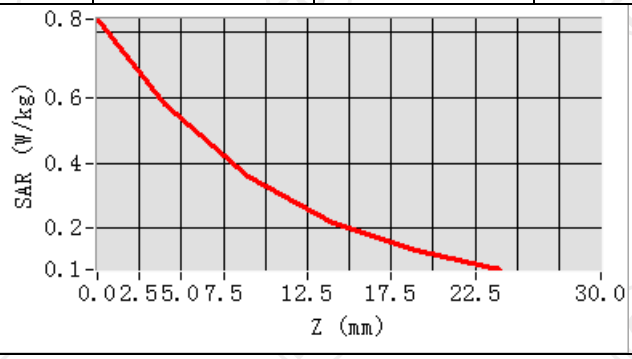


**Hot spot position**

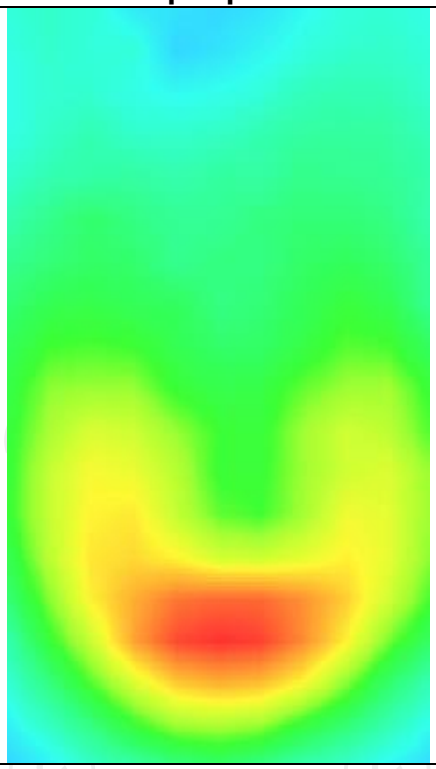

| MEASUREMENT 3 | |
|---|---|
| High Band SAR (Channel 810): | Date: 06/03/2023 |
| **Frequency (MHz)** | 1909.800000 |
| **Relative permittivity (real part)** | 39.076721 |
| **Relative permittivity (imaginary part)** | 12.607061 |
| **Conductivity (S/m)** | 1.367609 |
| **Variation (%)** | -0.930000 |
| **Crest Factor** | 1.0 |
| **Probe Conversion factor** | 2.23 |
| **E-Field Probe:** | SSE2 (SN 25/22 EPGO375) |
| **Area Scan** | dx=8mm dy=8mm, h= 5.00 mm |
| **ZoomScan** | 5x5x7,dx=8mm dy=8mm dz=5mm,Complete/ndx=8mm dy=8mm, h= 5.00 mm |
| **Phantom** | Validation plane |
| **Device Position** | Body back(10mm) |
| **Band** | GSM1900(GPRS 3slot) |
| **SURFACE SAR** | **VOLUME SAR** |
| 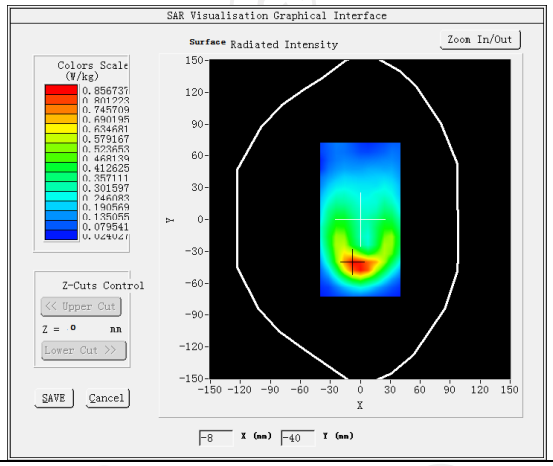 | 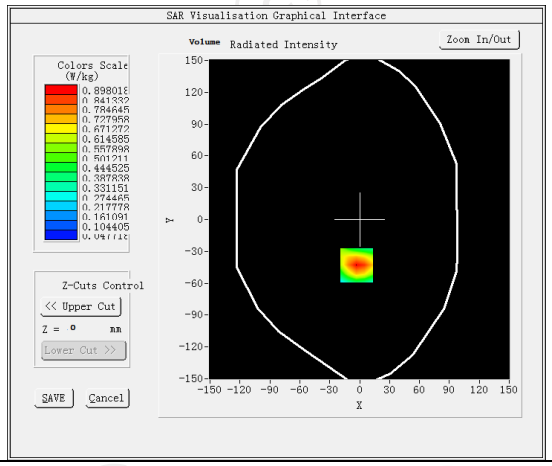 |
| **Maximum location: X=-3.00, Y=-43.00 SAR Peak: 1.36 W/kg** | |
| **SAR 10g (W/Kg)** | 0.469354 |
| **SAR 1g (W/Kg)** | 0.610432 |
| 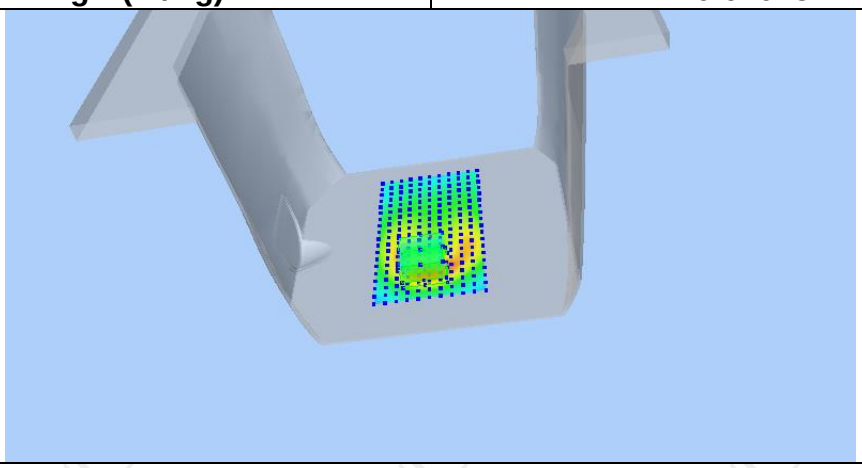 | |

| Z (mm) | 0.00 | 4.00 | 9.00 | 14.00 | 19.00 |
|---|---|---|---|---|---|
| SAR (W/Kg) | 1.3494 | 0.8980 | 0.5288 | 0.3119 | 0.1885 |

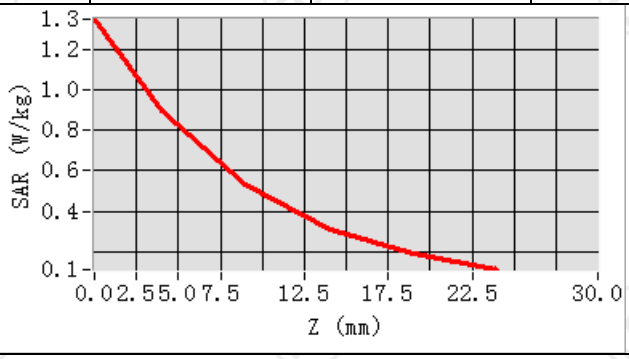


**Hot spot position**

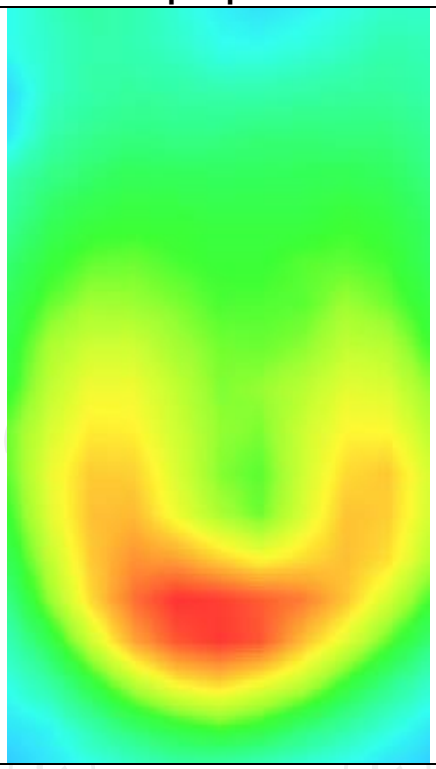

| MEASUREMENT 4 | |
|---|---|
| High Band SAR (Channel 810): | Date: 06/03/2023 |
| **Frequency (MHz)** | 1909.800000 |
| **Relative permittivity (real part)** | 39.076721 |
| **Relative permittivity (imaginary part)** | 12.607061 |
| **Conductivity (S/m)** | 1.367609 |
| **Variation (%)** | 1.840000 |
| **Crest Factor** | 1.0 |
| **Probe Conversion factor** | 2.23 |
| **E-Field Probe:** | SSE2 (SN 25/22 EPGO375) |
| **Area Scan** | dx=8mm dy=8mm, h= 5.00 mm |
| **ZoomScan** | 5x5x7,dx=8mm dy=8mm dz=5mm,Complete/ndx=8mm dy=8mm, h= 5.00 mm |
| **Phantom** | Validation plane |
| **Device Position** | Body back(10mm) |
| **Band** | GSM1900(GPRS 3slot hotspot) |
| **SURFACE SAR** | **VOLUME SAR** |
| 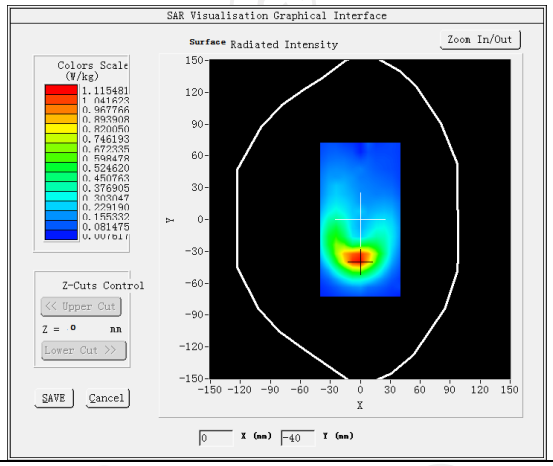 | 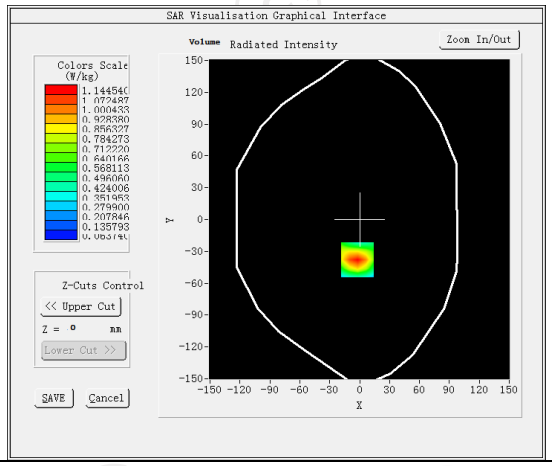 |
| **Maximum location: X=-2.00, Y=-38.00 SAR Peak: 1.80 W/kg** | |
| **SAR 10g (W/Kg)** | 0.365070 |
| **SAR 1g (W/Kg)** | 0.641860 |

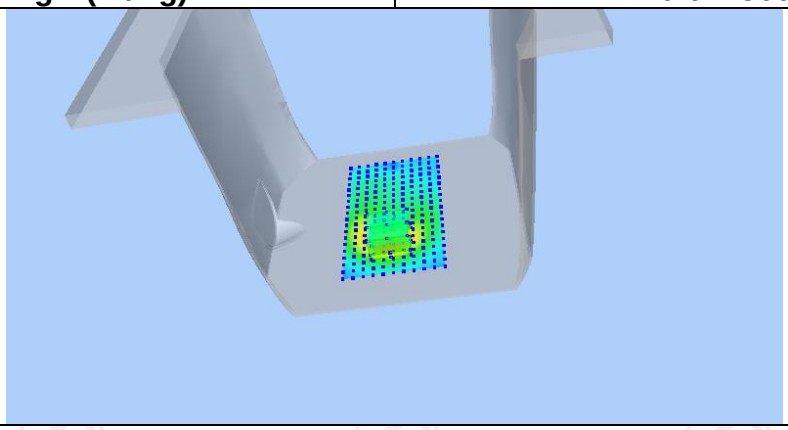

| Z (mm) | 0.00 | 4.00 | 9.00 | 14.00 | 19.00 |
|---|---|---|---|---|---|
| SAR (W/Kg) | 1.7861 | 1.1445 | 0.6398 | 0.3597 | 0.2111 |

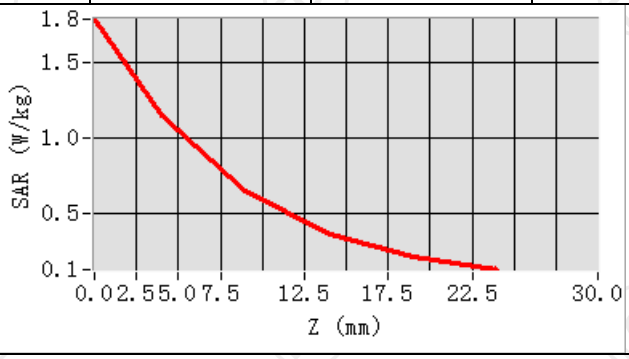


**Hot spot position**

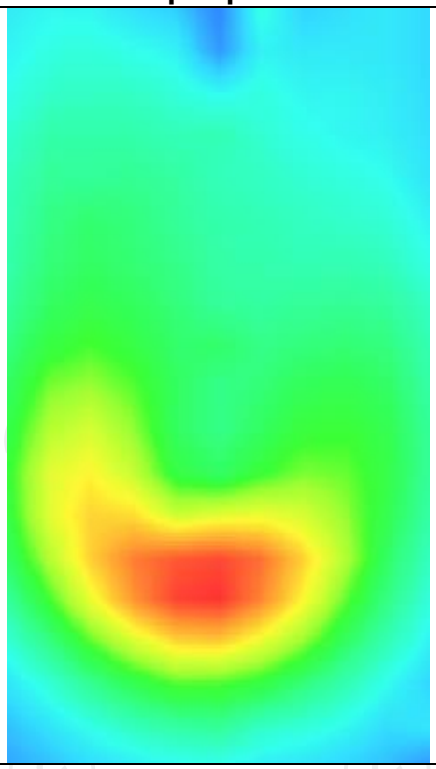

WCDMA Band II

| MEASUREMENT 1 | |
|---|---|
| Middle Band SAR (Channel 9400): | Date: 06/03/2023 |
| **Frequency (MHz)** | 1880.000000 |
| **Relative permittivity (real part)** | 40.000000 |
| **Relative permittivity (imaginary part)** | 13.408000 |
| **Conductivity (S/m)** | 1.400391 |
| **Variation (%)** | -1.340000 |
| **Crest Factor** | 1.0 |
| **Probe Conversion factor** | 2.23 |
| **E-Field Probe:** | SSE2 (SN 25/22 EPGO375) |
| **Area Scan** | dx=8mm dy=8mm, h= 5.00 mm |
| **ZoomScan** | 5x5x7,dx=8mm dy=8mm dz=5mm,Complete/ndx=8mm dy=8mm, h= 5.00 mm |
| **Phantom** | Left head |
| **Device Position** | Cheek |
| **Band** | BAND2_WCDMA1900 |
| **SURFACE SAR** | **VOLUME SAR** |
| 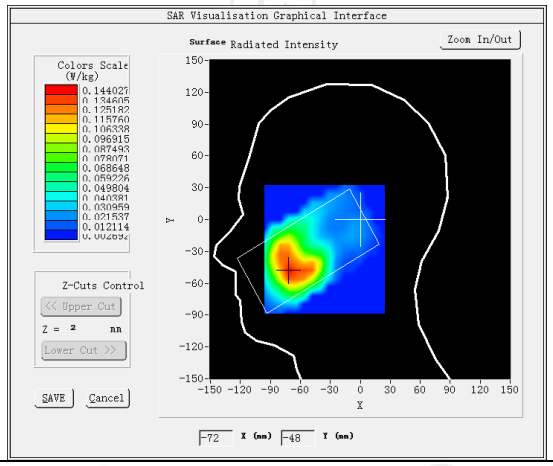 | 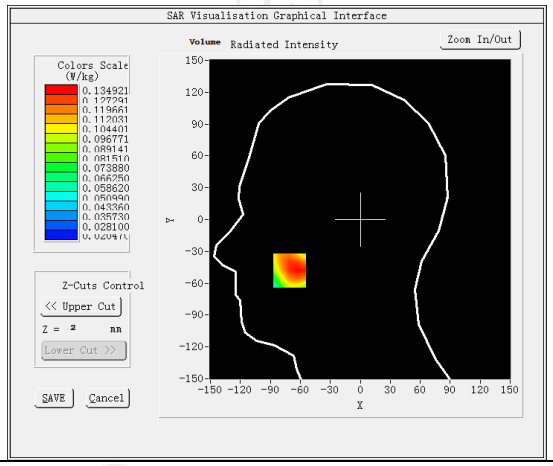 |
| **Maximum location: X=-71.00, Y=-48.00 SAR Peak: 0.17 W/kg** | |
| **SAR 10g (W/Kg)** | 0.095426 |
| **SAR 1g (W/Kg)** | 0.130923 |
| 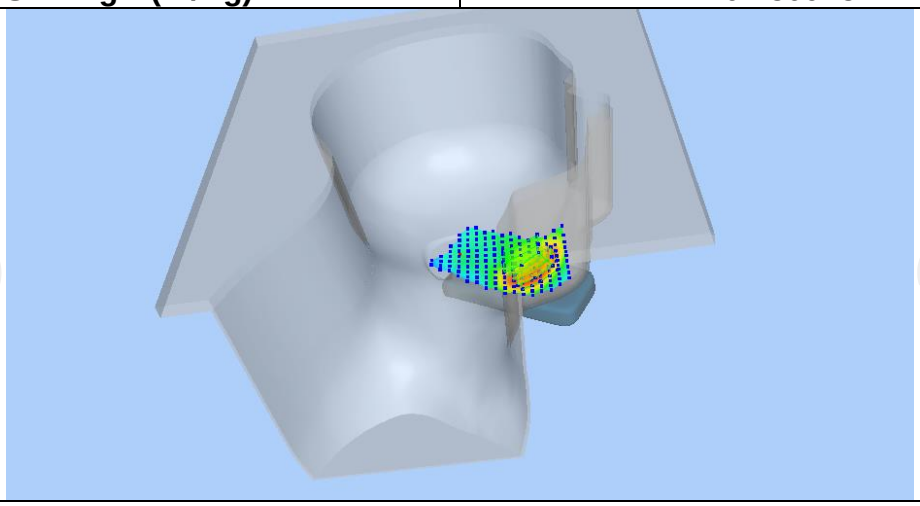 | |

| Z (mm) | 0.00 | 4.00 | 9.00 | 14.00 | 19.00 |
|---|---|---|---|---|---|
| SAR (W/Kg) | 0.2474 | 0.1349 | 0.0931 | 0.0790 | 0.0571 |

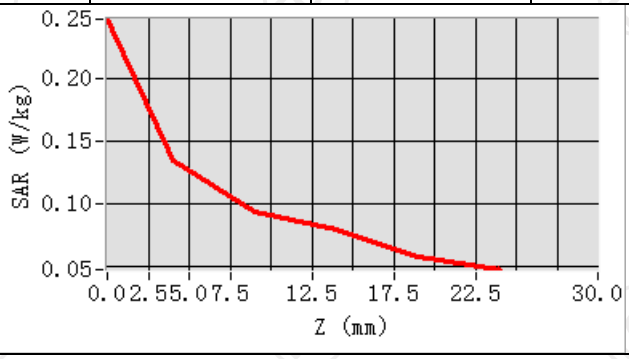


**Hot spot position**

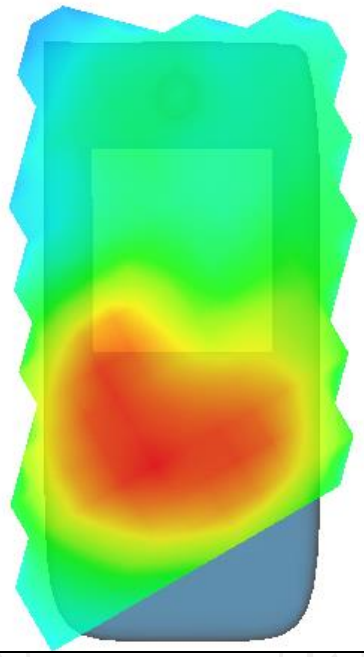

| MEASUREMENT 2 | |
|---|---|
| Middle Band SAR (Channel 9400): | Date: 06/03/2023 |
| **Frequency (MHz)** | 1880.000000 |
| **Relative permittivity (real part)** | 40.000000 |
| **Relative permittivity (imaginary part)** | 13.408000 |
| **Conductivity (S/m)** | 1.400391 |
| **Variation (%)** | -1.240000 |
| **Crest Factor** | 1.0 |
| **Probe Conversion factor** | 2.23 |
| **E-Field Probe:** | SSE2 (SN 25/22 EPGO375) |
| **Area Scan** | dx=8mm dy=8mm, h= 5.00 mm |
| **ZoomScan** | 5x5x7,dx=8mm dy=8mm dz=5mm,Complete/ndx=8mm dy=8mm, h= 5.00 mm |
| **Phantom** | Validation plane |
| **Device Position** | Body back(10mm) |
| **Band** | BAND2_WCDMA1900 |

**SURFACE SAR**

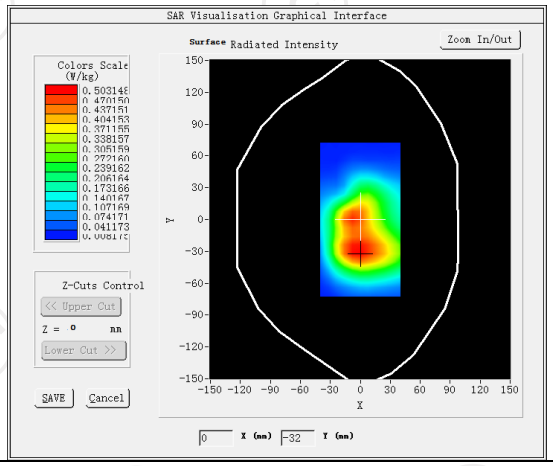


**VOLUME SAR**

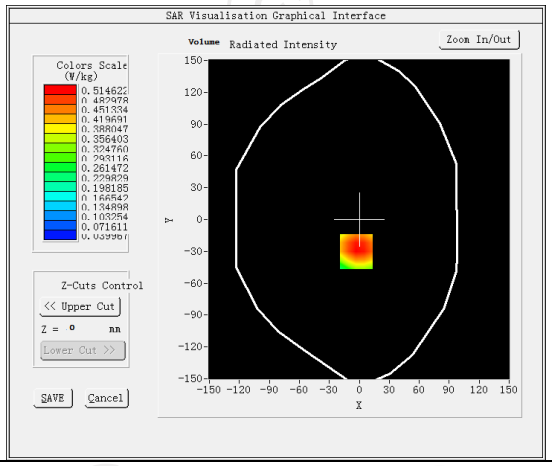


| Maximum location: X=-3.00, Y=-30.00 SAR Peak: 0.75 W/kg | |
|---|---|
| **SAR 10g (W/Kg)** | 0.316742 |
| **SAR 1g (W/Kg)** | 0.497397 |

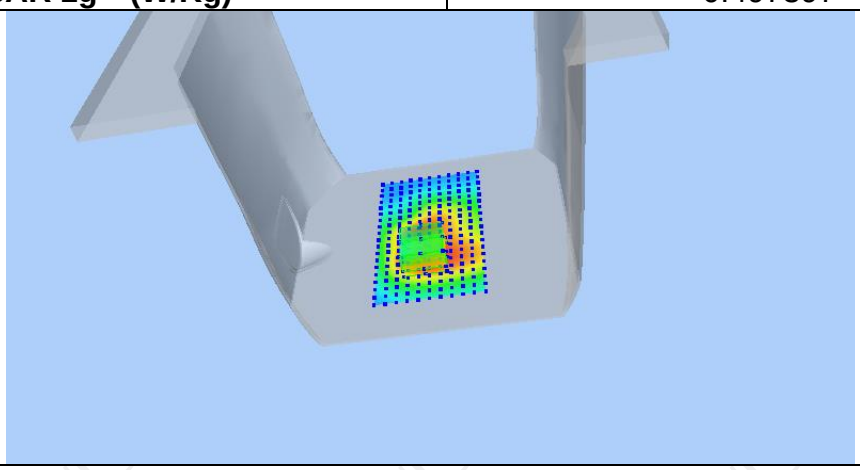

| Z (mm) | 0.00 | 4.00 | 9.00 | 14.00 | 19.00 |
|---|---|---|---|---|---|
| SAR (W/Kg) | 0.7432 | 0.5146 | 0.3192 | 0.1971 | 0.1224 |

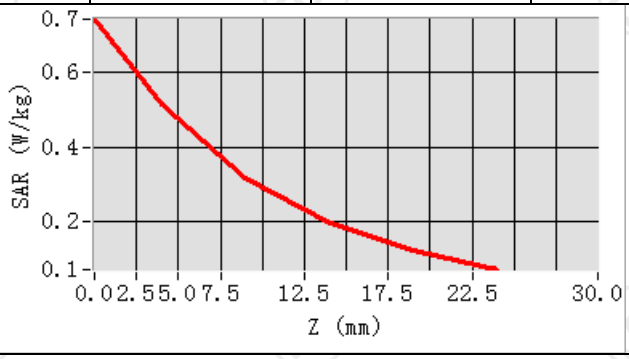


**Hot spot position**

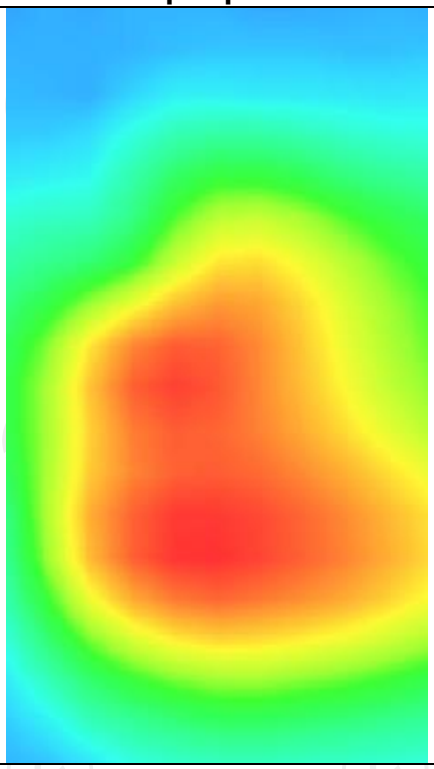

| MEASUREMENT 3 | |
|---|---|
| Middle Band SAR (Channel 9400): | Date: 06/03/2023 |
| **Frequency (MHz)** | 1880.000000 |
| **Relative permittivity (real part)** | 40.000000 |
| **Relative permittivity (imaginary part)** | 13.408000 |
| **Conductivity (S/m)** | 1.400391 |
| **Variation (%)** | -2.870000 |
| **Crest Factor** | 1.0 |
| **Probe Conversion factor** | 2.23 |
| **E-Field Probe:** | SSE2 (SN 25/22 EPGO375) |
| **Area Scan** | dx=8mm dy=8mm, h= 5.00 mm |
| **ZoomScan** | 5x5x7,dx=8mm dy=8mm dz=5mm,Complete/ndx=8mm dy=8mm, h= 5.00 mm |
| **Phantom** | Validation plane |
| **Device Position** | Body back(10mm) |
| **Band** | BAND2_WCDMA1900(hotspot) |
| **SURFACE SAR** | **VOLUME SAR** |
| 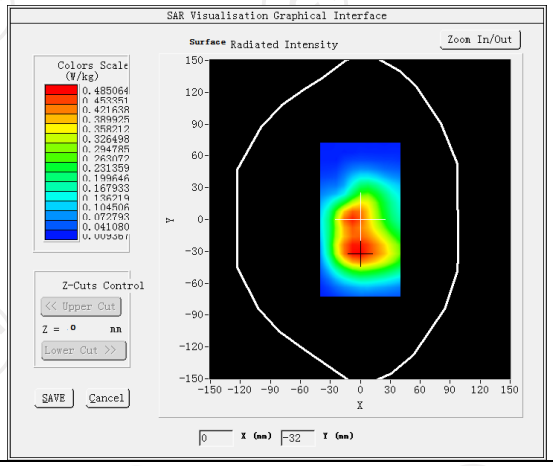 | 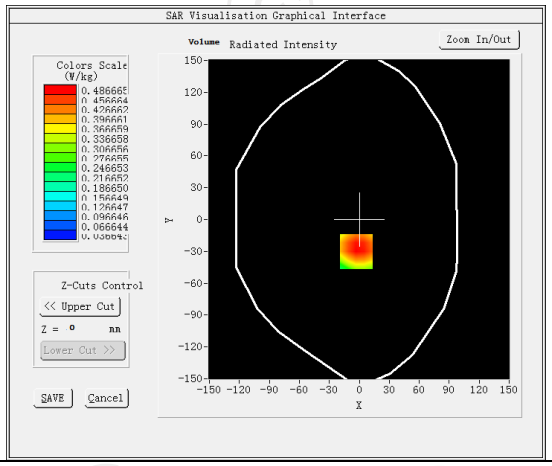 |
| **Maximum location: X=-3.00, Y=-30.00 SAR Peak0.71 W/kg** | |
| **SAR 10g (W/Kg)** | 0.300443 |
| **SAR 1g (W/Kg)** | 0.471049 |

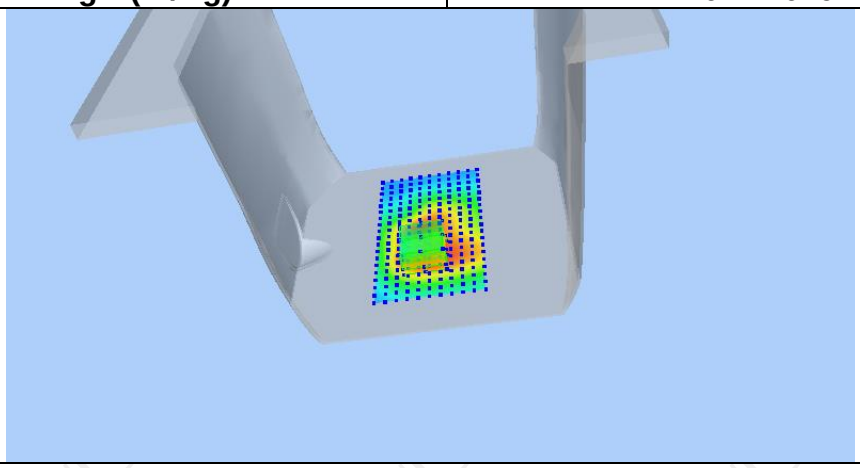

| Z (mm) | 0.00 | 4.00 | 9.00 | 14.00 | 19.00 |
|---|---|---|---|---|---|
| SAR (W/Kg) | 0.7036 | 0.4867 | 0.3023 | 0.1879 | 0.1185 |

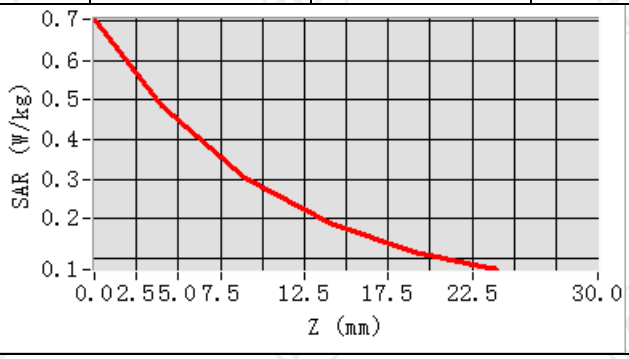


**Hot spot position**

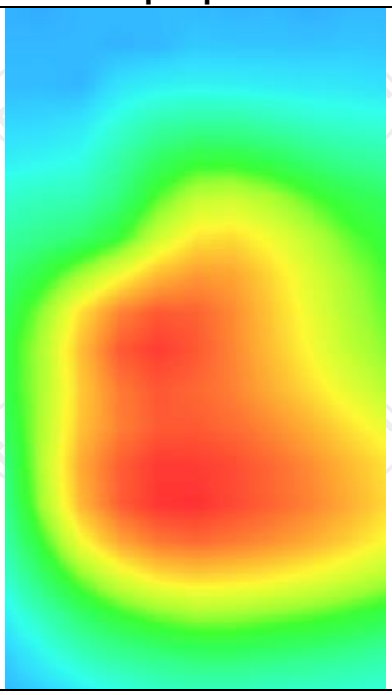

WCDMA Band V

| MEASUREMENT 1 | |
|---|---|
| Middle Band SAR (Channel 4182): | Date: 05/29/2023 |
| **Frequency (MHz)** | 836.400000 |
| **Relative permittivity (real part)** | 41.500000 |
| **Relative permittivity (imaginary part)** | 19.400000 |
| **Conductivity (S/m)** | 0.901453 |
| **Variation (%)** | 2.820000 |
| **Crest Factor:** | 1.0 |
| **Probe Conversion factor** | 1.80 |
| **E-Field Probe:** | SSE2 (SN 25/22 EPGO375) |
| **Area Scan** | dx=8mm dy=8mm, h= 5.00 mm |
| **ZoomScan** | 5x5x7,dx=8mm dy=8mm dz=5mm,Complete/ndx=8mm dy=8mm, h= 5.00 mm |
| **Phantom** | Left head |
| **Device Position** | Cheek |
| **Band** | BAND5_WCDMA850 |
| **SURFACE SAR** | **VOLUME SAR** |
| 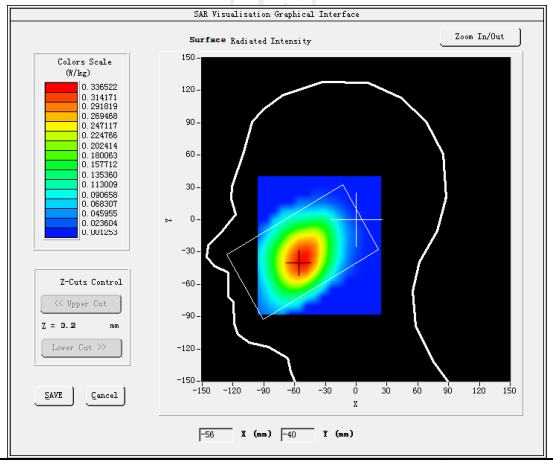 | 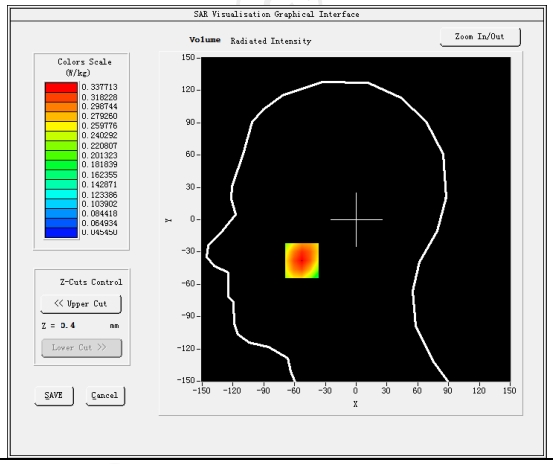 |
| **Maximum location: X=-53.00, Y=-38.00 SAR Peak: 0.31 W/kg** | |
| **SAR 10g (W/Kg)** | 0.131938 |
| **SAR 1g (W/Kg)** | 0.203504 |
| 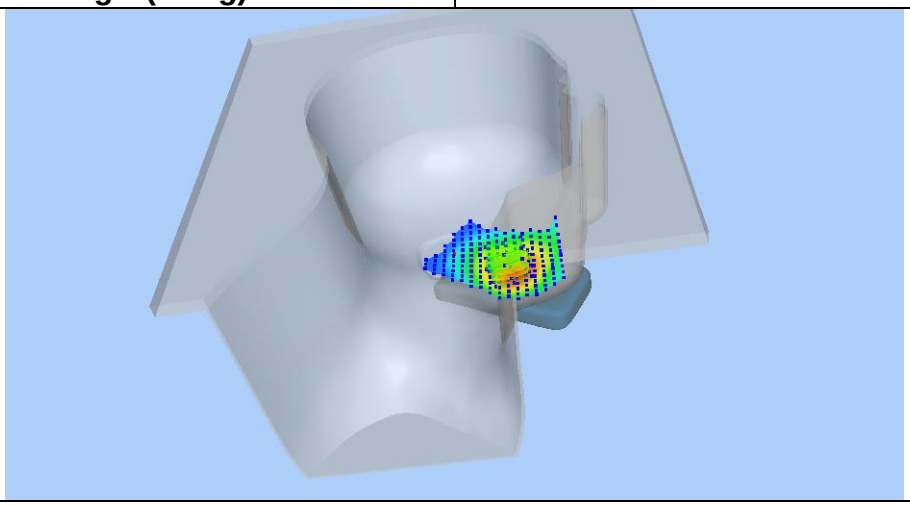 | |

| Z (mm) | 0.00 | 4.00 | 9.00 | 14.00 | 19.00 |
|---|---|---|---|---|---|
| SAR (W/Kg) | 0.2950 | 0.2071 | 0.1304 | 0.0811 | 0.0500 |

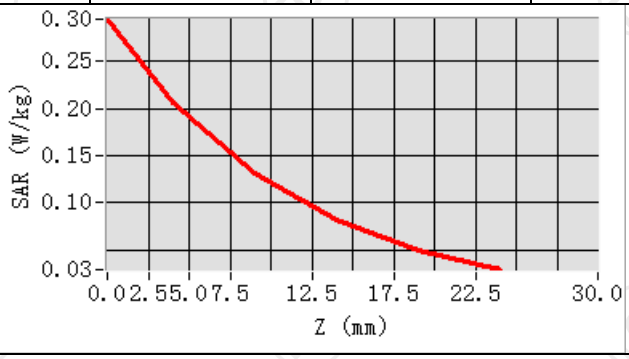


**Hot spot position**

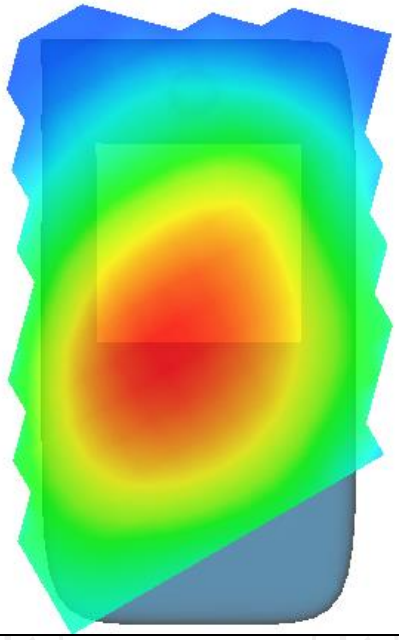

| MEASUREMENT 2 | |
|---|---|
| Middle Band SAR (Channel 4182): | Date: 05/29/2023 |
| **Frequency (MHz)** | 836.400000 |
| **Relative permittivity (real part)** | 41.500000 |
| **Relative permittivity (imaginary part)** | 19.400000 |
| **Conductivity (S/m)** | 0.901453 |
| **Variation (%)** | -3.880000 |
| **Crest Factor:** | 1.0 |
| **Probe Conversion factor** | 1.80 |
| **E-Field Probe:** | SSE2 (SN 25/22 EPGO375) |
| **Area Scan** | dx=8mm dy=8mm, h= 5.00 mm |
| **ZoomScan** | 5x5x7,dx=8mm dy=8mm dz=5mm,Complete/ndx=8mm dy=8mm, h= 5.00 mm |
| **Phantom** | Validation plane |
| **Device Position** | Body back(10mm) |
| **Band** | BAND5_WCDMA850 |
| **SURFACE SAR** | **VOLUME SAR** |
| 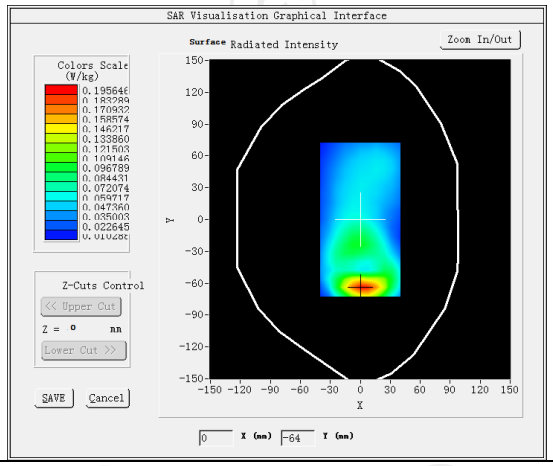 | 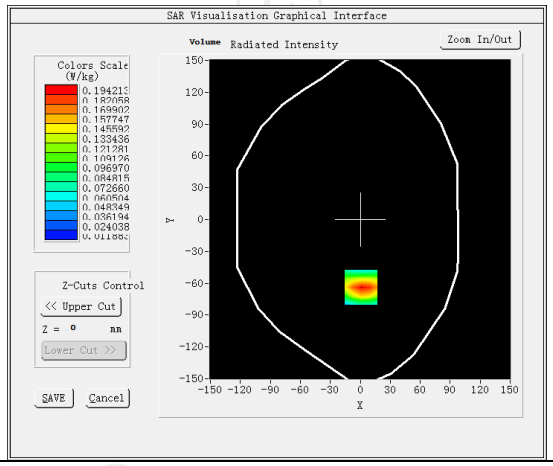 |
| **Maximum location: X=1.00, Y=-64.00 SAR Peak: 0.29 W/kg** | |
| **SAR 10g (W/Kg)** | 0.099751 |
| **SAR 1g (W/Kg)** | 0.180287 |
| 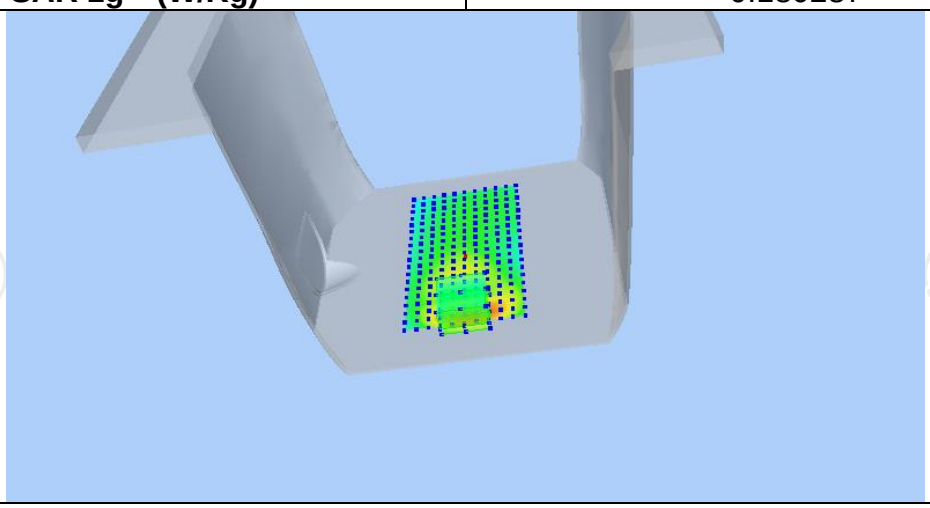 | |

| Z (mm) | 0.00 | 4.00 | 9.00 | 14.00 | 19.00 |
|---|---|---|---|---|---|
| SAR (W/Kg) | 0.2853 | 0.1942 | 0.1168 | 0.0688 | 0.0398 |

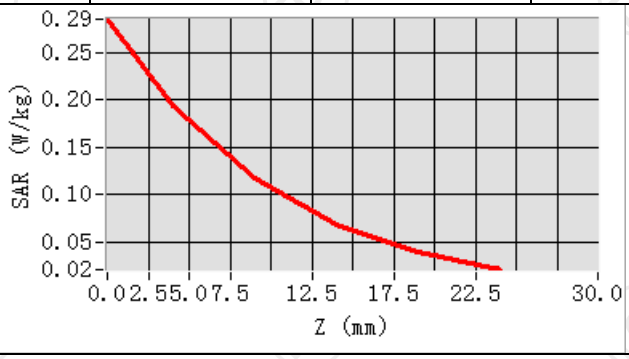


**Hot spot position**



| MEASUREMENT 3 | |
|---|---|
| Middle Band SAR (Channel 4182): | Date: 05/29/2023 |
| **Frequency (MHz)** | 836.400000 |
| **Relative permittivity (real part)** | 41.500000 |
| **Relative permittivity (imaginary part)** | 19.400000 |
| **Conductivity (S/m)** | 0.901453 |
| **Variation (%)** | 0.920000 |
| **Crest Factor:** | 1.0 |
| **Probe Conversion factor** | 1.80 |
| **E-Field Probe:** | SSE2 (SN 25/22 EPGO375) |
| **Area Scan** | dx=8mm dy=8mm, h= 5.00 mm |
| **ZoomScan** | 5x5x7,dx=8mm dy=8mm dz=5mm,Complete/ndx=8mm dy=8mm, h= 5.00 mm |
| **Phantom** | Validation plane |
| **Device Position** | Body back(10mm) |
| **Band** | BAND5_WCDMA850(hotspot) |
| **SURFACE SAR** | **VOLUME SAR** |
| 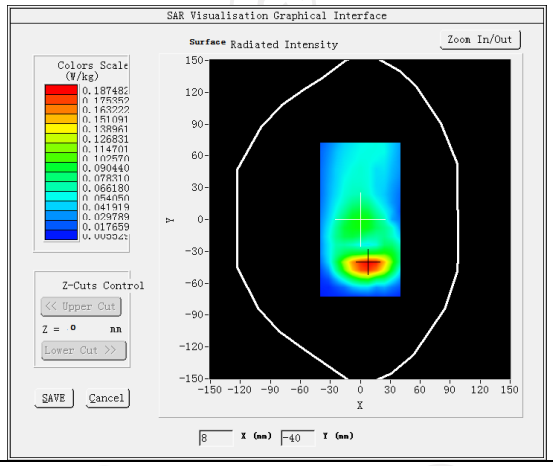 | 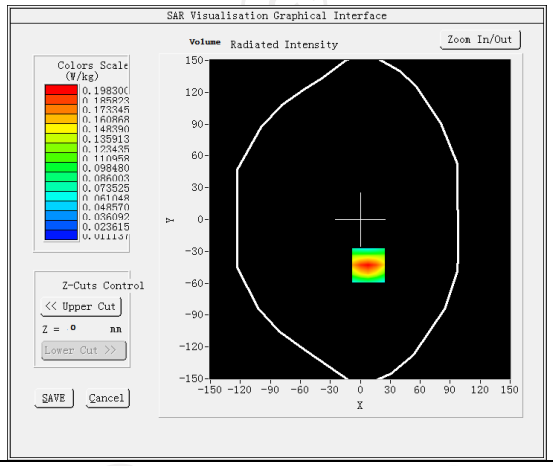 |
| **Maximum location: X=8.00, Y=-43.00 SAR Peak: 0.30 W/kg** | |
| **SAR 10g (W/Kg)** | 0.102828 |
| **SAR 1g (W/Kg)** | 0.184414 |
| 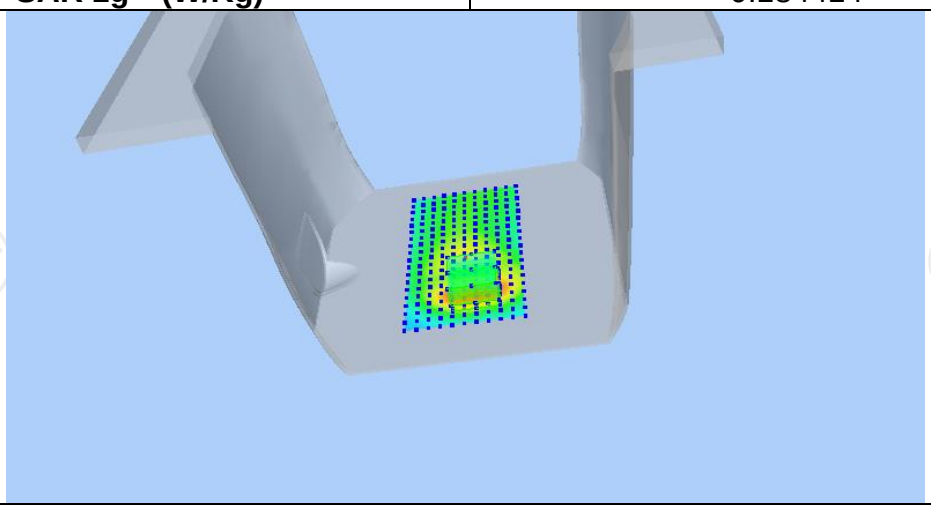 | |

| Z (mm) | 0.00 | 4.00 | 9.00 | 14.00 | 19.00 |
|---|---|---|---|---|---|
| SAR (W/Kg) | 0.2970 | 0.1983 | 0.1171 | 0.0691 | 0.0416 |

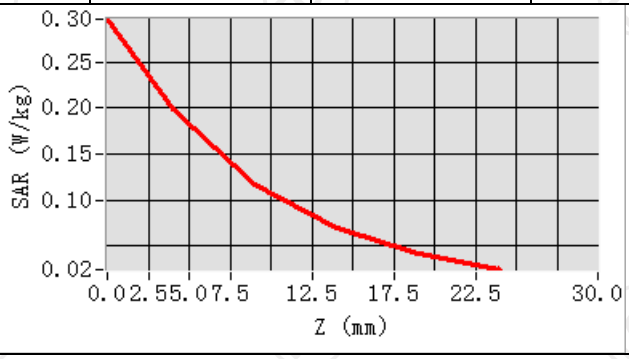


**Hot spot position**

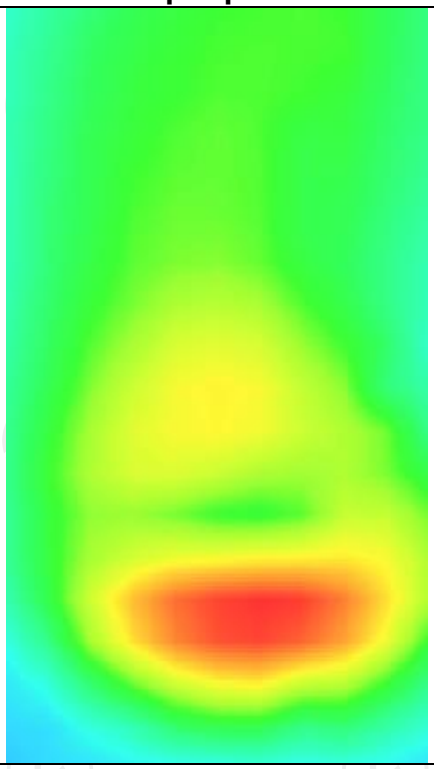

LTE Band 2

| MEASUREMENT 1 | |
|---|---|
| Middle Band SAR (Channel 18900): | Date: 06/03/2023 |
| **Frequency (MHz)** | 1880.000000 |
| **Relative permittivity (real part)** | 40.000000 |
| **Relative permittivity (imaginary part)** | 13.411700 |
| **Conductivity (S/m)** | 1.400405 |
| **Variation (%)** | -1.210000 |
| **Crest Factor** | 1.0 |
| **Probe Conversion factor** | 2.23 |
| **E-Field Probe:** | SSE2 (SN 25/22 EPGO375) |
| **Area Scan** | dx=8mm dy=8mm, h= 5.00 mm |
| **ZoomScan** | 5x5x7,dx=8mm dy=8mm dz=5mm,Complete/ndx=8mm dy=8mm, h= 5.00 mm |
| **Phantom** | Left head |
| **Device Position** | Cheek |
| **Band** | LTE band 2 (1 RB#0) |
| **SURFACE SAR** | **VOLUME SAR** |
| 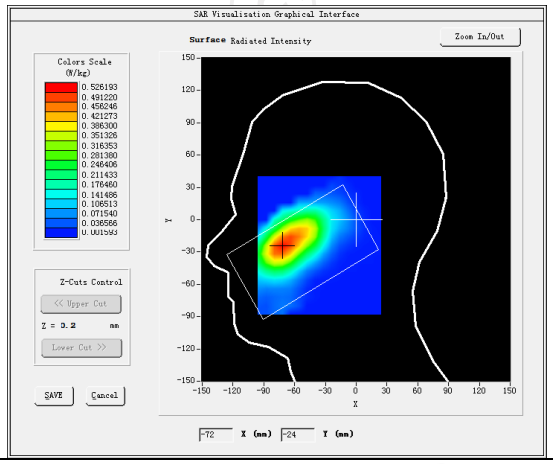 | 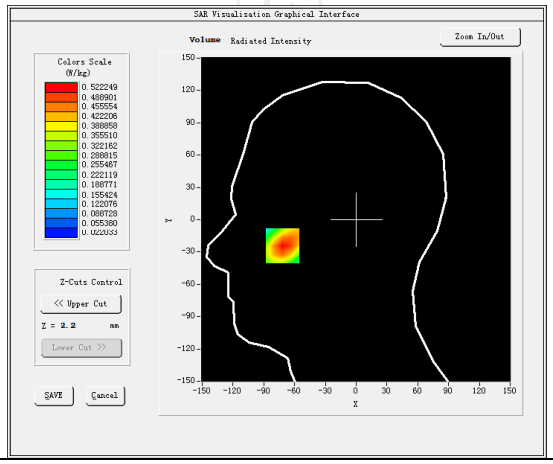 |
| **Maximum location: X=-22.00, Y=-21.00 SAR Peak: 0.40 W/kg** | |
| **SAR 10g (W/Kg)** | 0.103810 |
| **SAR 1g (W/Kg)** | 0.293110 |
| 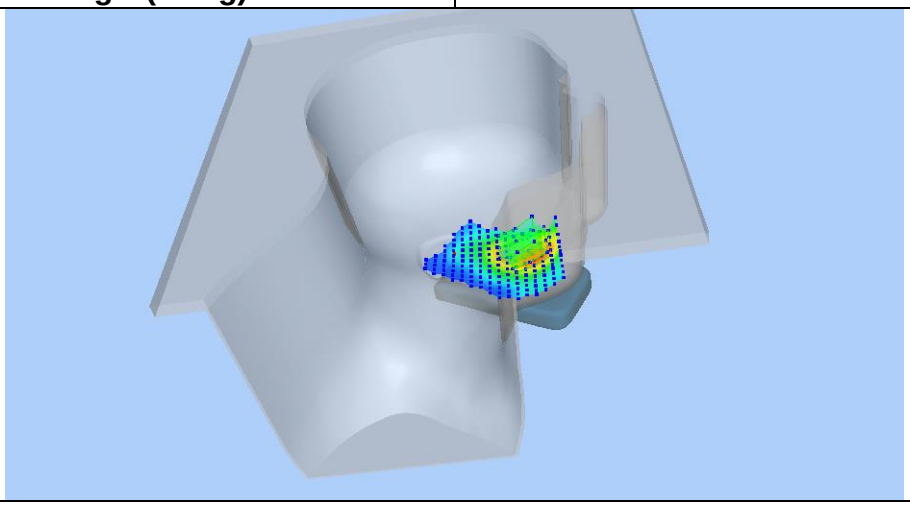 | |

| Z (mm) | 0.00 | 4.00 | 9.00 | 14.00 | 19.00 |
|---|---|---|---|---|---|
| SAR (W/Kg) | 0.6282 | 0.4222 | 0.3397 | 0.2201 | 0.1424 |

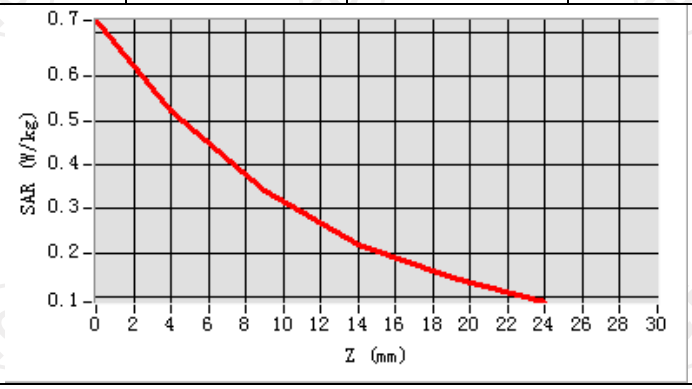


**Hot spot position**

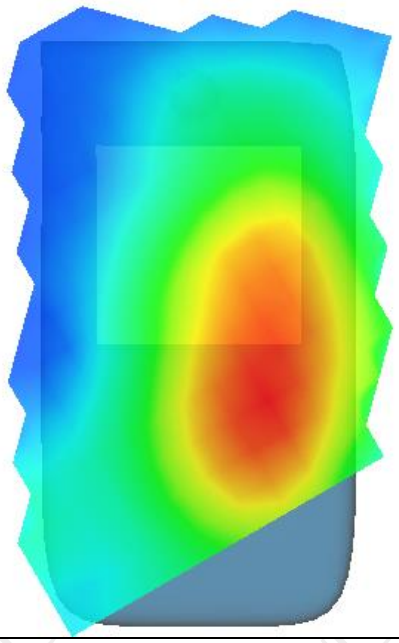

| MEASUREMENT 2 | |
|---|---|
| Middle Band SAR (Channel 18900): | Date: 06/03/2023 |
| **Frequency (MHz)** | 1880.000000 |
| **Relative permittivity (real part)** | 40.000000 |
| **Relative permittivity (imaginary part)** | 13.411700 |
| **Conductivity (S/m)** | 1.400405 |
| **Variation (%)** | -0.610000 |
| **Crest Factor** | 1.0 |
| **Probe Conversion factor** | 2.23 |
| **E-Field Probe:** | SSE2 (SN 25/22 EPGO375) |
| **Area Scan** | dx=8mm dy=8mm, h= 5.00 mm |
| **ZoomScan** | 5x5x7,dx=8mm dy=8mm dz=5mm,Complete/ndx=8mm dy=8mm, h= 5.00 mm |
| **Phantom** | Validation plane |
| **Device Position** | Body back(10mm) |
| **Band** | LTE band 2 (1 RB#0) |
| **SURFACE SAR** | **VOLUME SAR** |
| 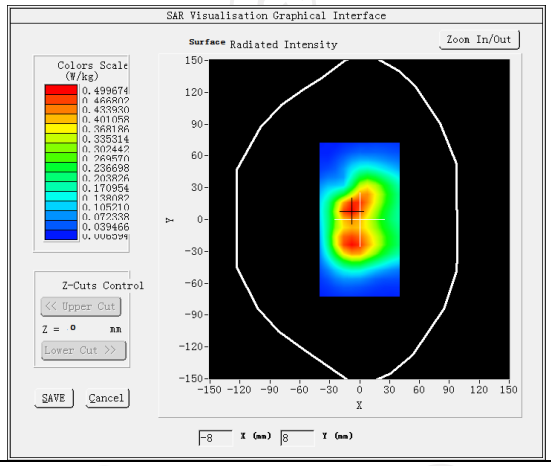  | 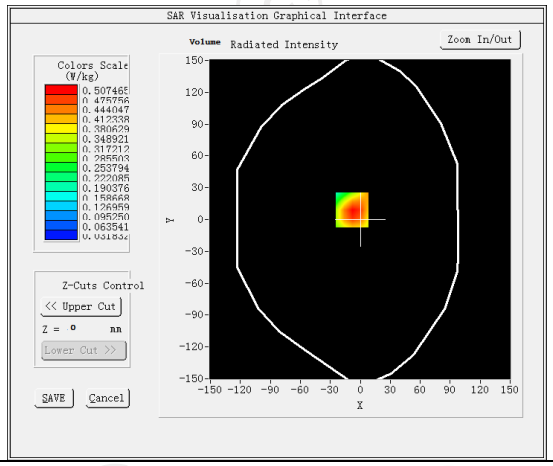  |
| **Maximum location: X=-8.00, Y=9.00 SAR Peak: 0.73 W/kg** | |
| **SAR 10g (W/Kg)** | 0.302299 |
| **SAR 1g (W/Kg)** | 0.484114 |
| 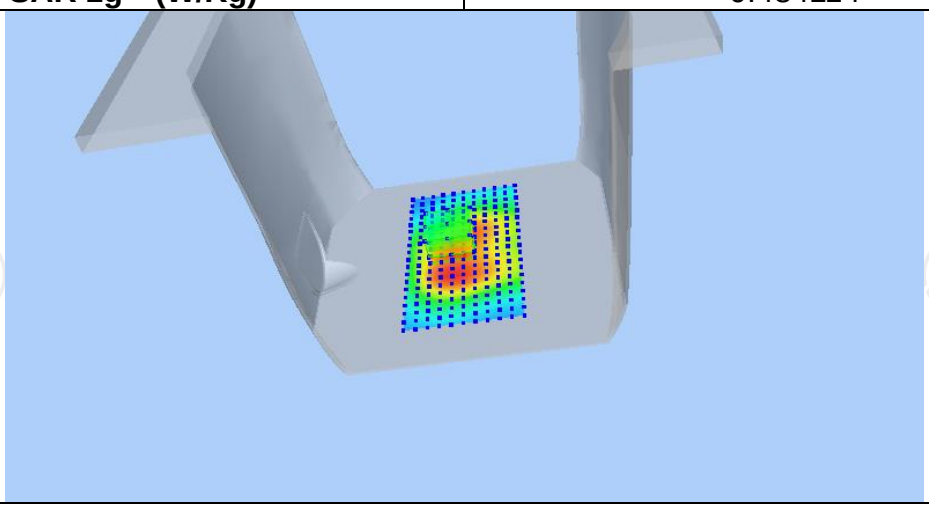 | |

| Z (mm) | 0.00 | 4.00 | 9.00 | 14.00 | 19.00 |
|---|---|---|---|---|---|
| SAR (W/Kg) | 0.7211 | 0.5075 | 0.3230 | 0.2062 | 0.1336 |

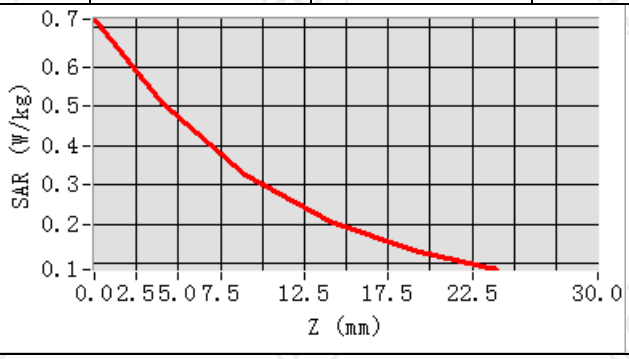


**Hot spot position**

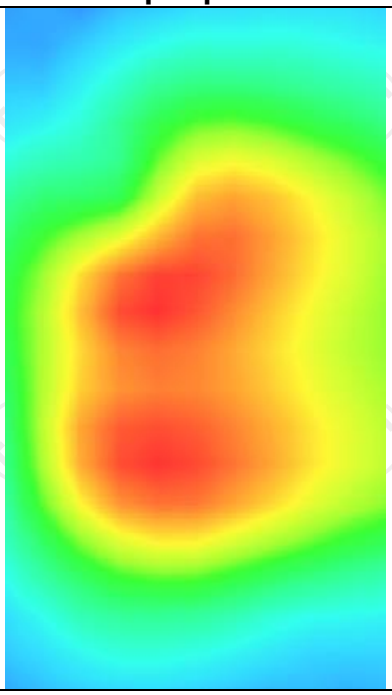

| MEASUREMENT 3 | |
|---|---|
| Middle Band SAR (Channel 18900): | Date: 06/03/2023 |
| **Frequency (MHz)** | 1880.000000 |
| **Relative permittivity (real part)** | 40.000000 |
| **Relative permittivity (imaginary part)** | 13.411700 |
| **Conductivity (S/m)** | 1.400405 |
| **Variation (%)** | 0.310000 |
| **Crest Factor** | 1.0 |
| **Probe Conversion factor** | 2.23 |
| **E-Field Probe:** | SSE2 (SN 25/22 EPGO375) |
| **Area Scan** | dx=8mm dy=8mm, h= 5.00 mm |
| **ZoomScan** | 5x5x7,dx=8mm dy=8mm dz=5mm,Complete/ndx=8mm dy=8mm, h= 5.00 mm |
| **Phantom** | Validation plane |
| **Device Position** | Body back(hotspot 10mm) |
| **Band** | LTE band 2 (1 RB#0) |
| **SURFACE SAR** | **VOLUME SAR** |
| 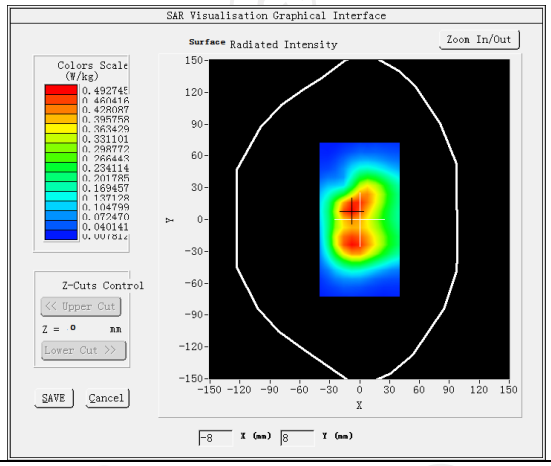  | 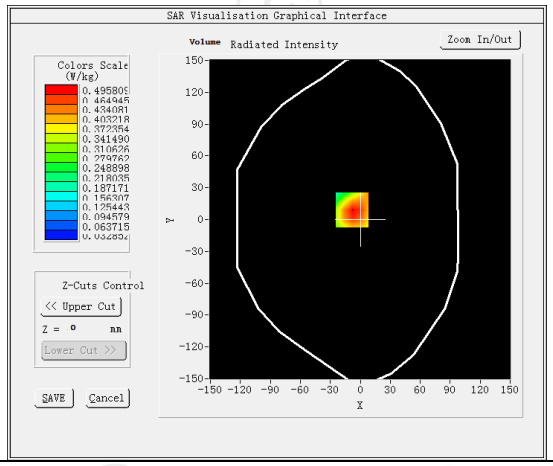  |
| **Maximum location: X=-8.00, Y=9.00 SAR Peak: 0.71 W/kg** | |
| **SAR 10g (W/Kg)** | 0.298431 |
| **SAR 1g (W/Kg)** | 0.473981 |

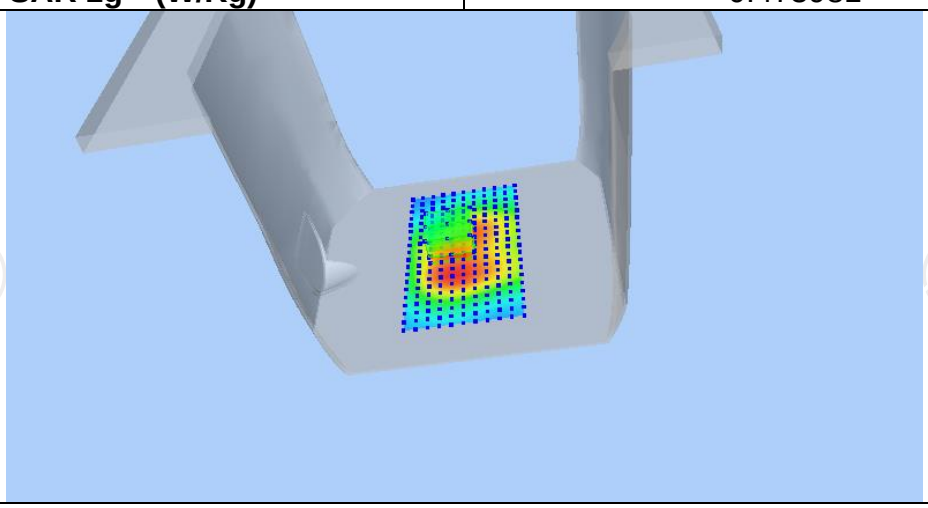

| Z (mm) | 0.00 | 4.00 | 9.00 | 14.00 | 19.00 |
|---|---|---|---|---|---|
| SAR (W/Kg) | 0.7016 | 0.4958 | 0.3172 | 0.2033 | 0.1318 |

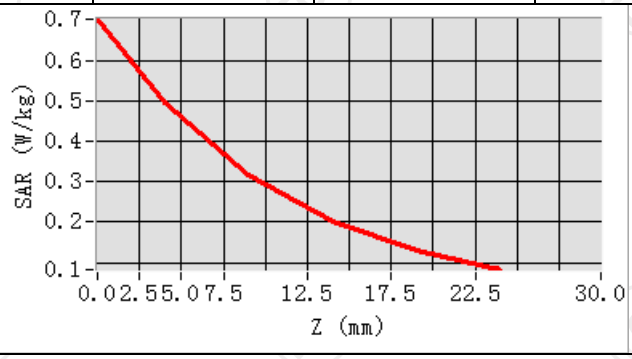


**Hot spot position**

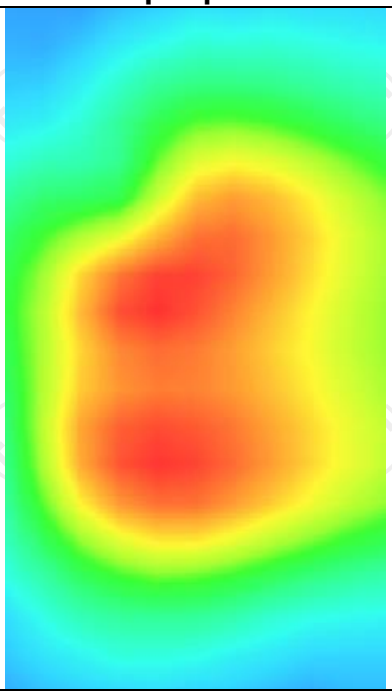

LTE Band 4

| MEASUREMENT 1 | |
|---|---|
| Middle Band SAR (Channel 20175): | Date: 05/31/2023 |
| **Frequency (MHz)** | 1732.500000 |
| **Relative permittivity (real part)** | 40.115910 |
| **Relative permittivity (imaginary part)** | 14.136136 |
| **Conductivity (S/m)** | 1.360603 |
| **Variation (%)** | -2.320000 |
| **Crest Factor** | 1.0 |
| **Probe Conversion factor** | 2.08 |
| **E-Field Probe:** | SSE2 (SN 25/22 EPGO375) |
| **Area Scan** | dx=8mm dy=8mm, h= 5.00 mm |
| **ZoomScan** | 5x5x7,dx=8mm dy=8mm dz=5mm,Complete/ndx=8mm dy=8mm, h= 5.00 mm |
| **Phantom** | Left head |
| **Device Position** | Cheek |
| **Band** | LTE band 4(1 RB#99) |
| **SURFACE SAR** | **VOLUME SAR** |
| 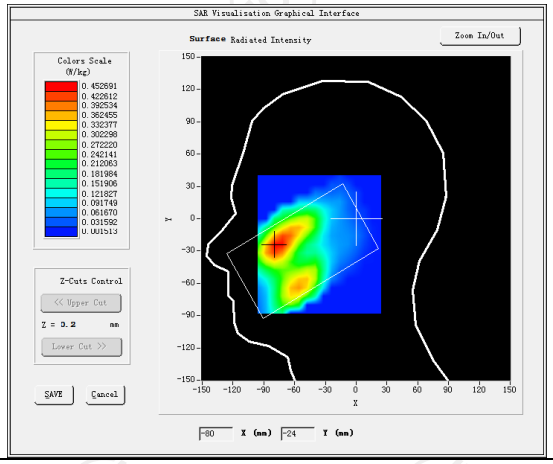 | 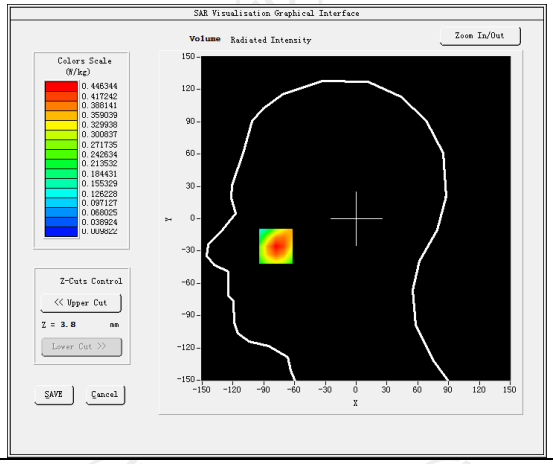 |
| **Maximum location: X=-67.00, Y=-15.00 SAR Peak: 0.51 W/kg** | |
| **SAR 10g (W/Kg)** | 0.155039 |
| **SAR 1g (W/Kg)** | 0.221117 |
| 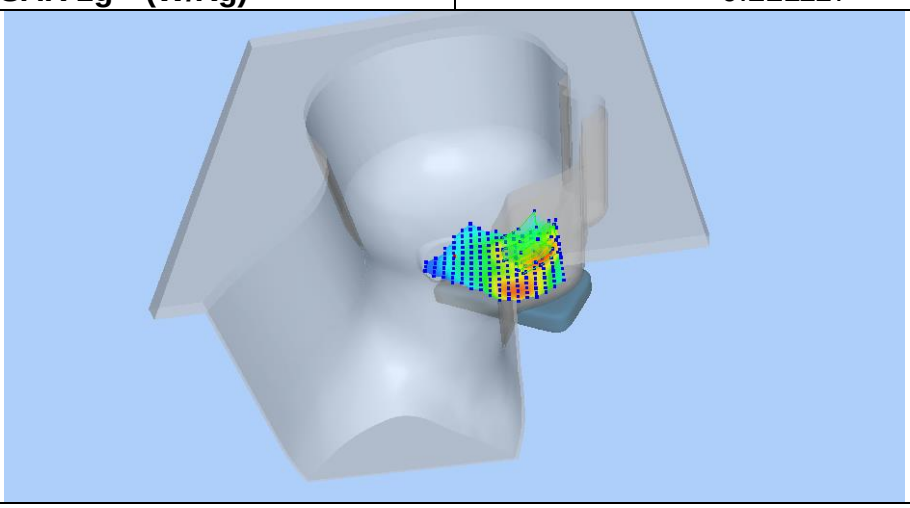 | |

| Z (mm) | 0.00 | 4.00 | 9.00 | 14.00 | 19.00 |
|---|---|---|---|---|---|
| SAR (W/Kg) | 0.6064 | 0.4440 | 0.2912 | 0.1923 | 0.1315 |

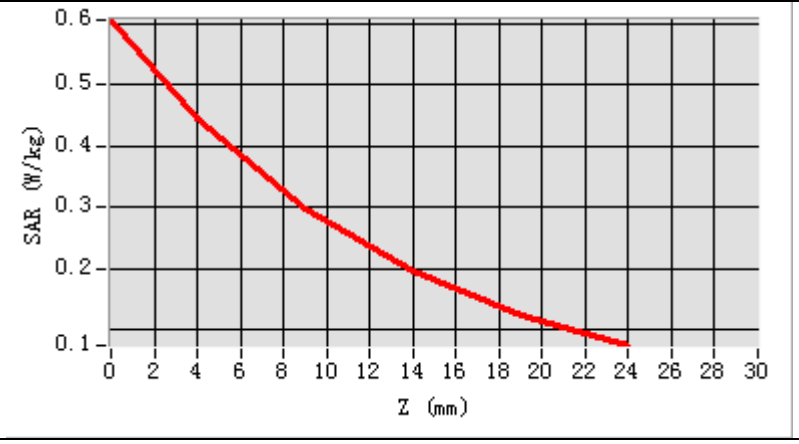


**Hot spot position**

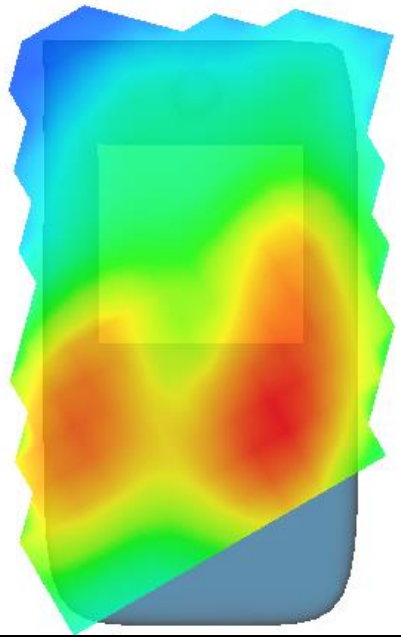

| MEASUREMENT 2 | |
|---|---|
| Middle Band SAR (Channel 20175): | Date: 05/31/2023 |
| **Frequency (MHz)** | 1732.500000 |
| **Relative permittivity (real part)** | 40.115910 |
| **Relative permittivity (imaginary part)** | 14.136136 |
| **Conductivity (S/m)** | 1.360603 |
| **Variation (%)** | -1.150000 |
| **Crest Factor** | 1.0 |
| **Probe Conversion factor** | 2.08 |
| **E-Field Probe:** | SSE2 (SN 25/22 EPGO375) |
| **Area Scan** | dx=8mm dy=8mm, h= 5.00 mm |
| **ZoomScan** | 5x5x7,dx=8mm dy=8mm dz=5mm,Complete/ndx=8mm dy=8mm, h= 5.00 mm |
| **Phantom** | Validation plane |
| **Device Position** | Body back(10mm) |
| **Band** | LTE band 4(1 RB#99) |
| **SURFACE SAR** | **VOLUME SAR** |
| 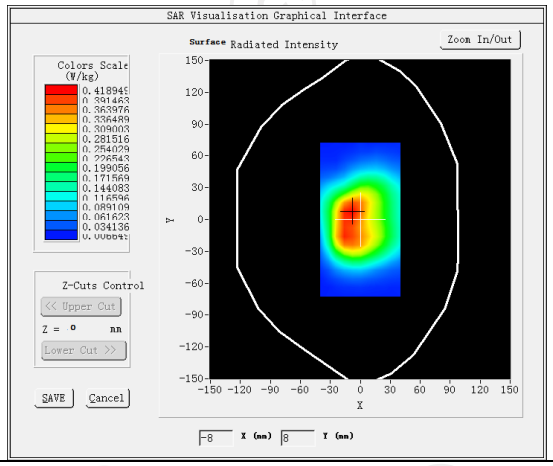  | 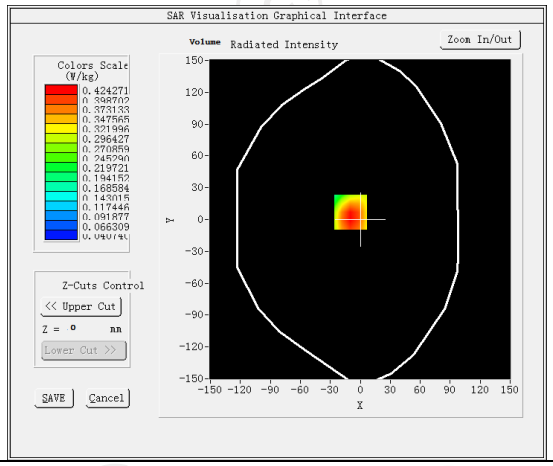  |
| **Maximum location: X=-10.00, Y=7.00 SAR Peak: 0.61 W/kg** | |
| **SAR 10g (W/Kg)** | 0.259541 |
| **SAR 1g (W/Kg)** | 0.407260 |
| 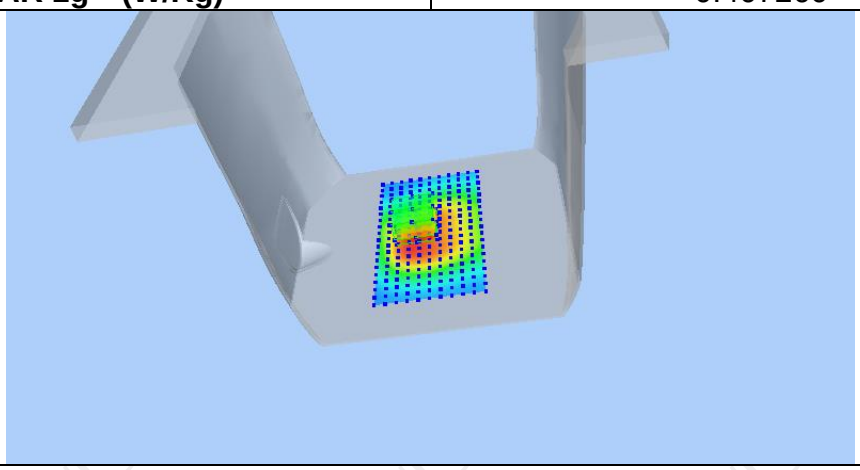 | |

| Z (mm) | 0.00 | 4.00 | 9.00 | 14.00 | 19.00 |
|---|---|---|---|---|---|
| SAR (W/Kg) | 0.8348 | 0.4243 | 0.2386 | 0.1714 | 0.1047 |

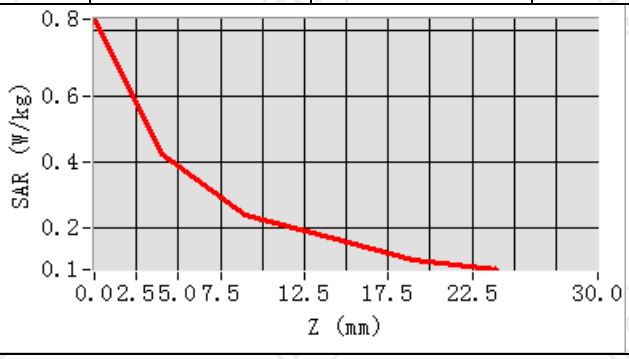


**Hot spot position**

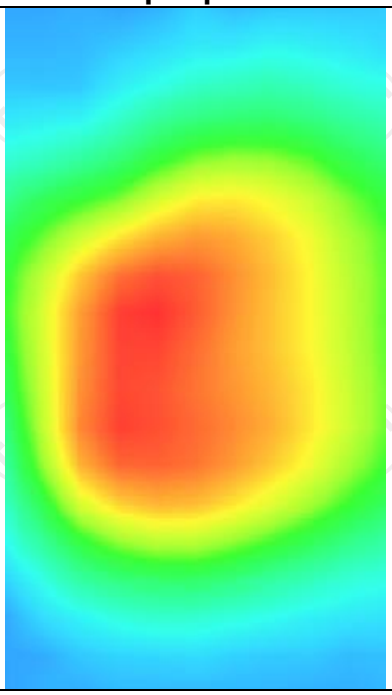

| MEASUREMENT 3 | |
|---|---|
| Middle Band SAR (Channel 20175): | Date: 05/31/2023 |
| **Frequency (MHz)** | 1732.500000 |
| **Relative permittivity (real part)** | 40.115910 |
| **Relative permittivity (imaginary part)** | 14.136136 |
| **Conductivity (S/m)** | 1.360603 |
| **Variation (%)** | 0.590000 |
| **Crest Factor** | 1.0 |
| **Probe Conversion factor** | 2.08 |
| **E-Field Probe:** | SSE2 (SN 25/22 EPGO375) |
| **Area Scan** | dx=8mm dy=8mm, h= 5.00 mm |
| **ZoomScan** | 5x5x7,dx=8mm dy=8mm dz=5mm,Complete/ndx=8mm dy=8mm, h= 5.00 mm |
| **Phantom** | Validation plane |
| **Device Position** | Body back(hotspot 10mm) |
| **Band** | LTE band 4(1 RB#99) |
| **SURFACE SAR** | **VOLUME SAR** |
| 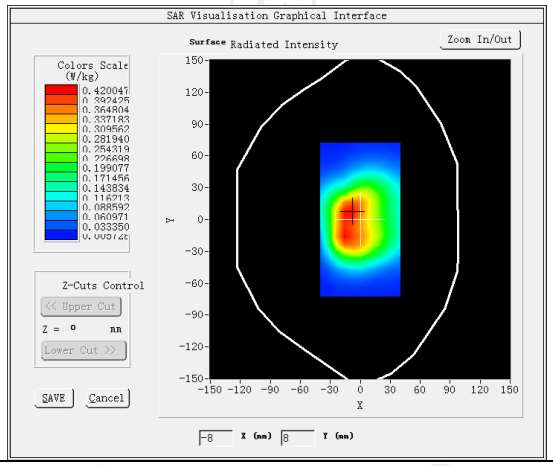  | 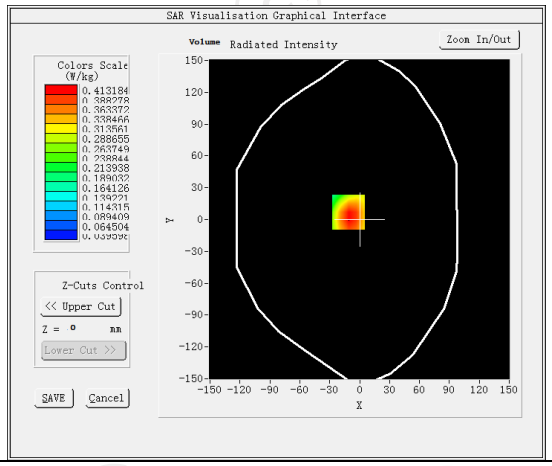  |
| **Maximum location: X=-11.00, Y=7.00 SAR Peak: 0.59 W/kg** | |
| **SAR 10g (W/Kg)** | 0.254401 |
| **SAR 1g (W/Kg)** | 0.398133 |
| 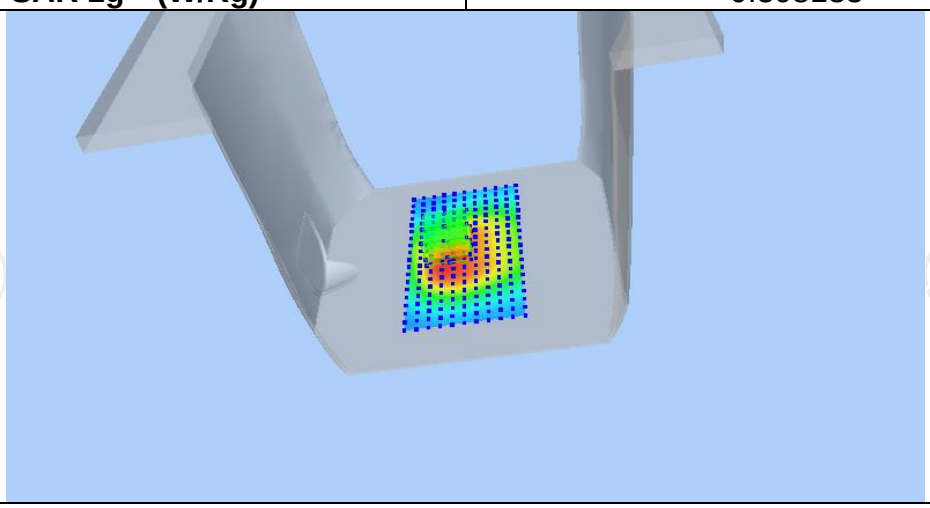 | |

| Z (mm) | 0.00 | 4.00 | 9.00 | 14.00 | 19.00 |
|---|---|---|---|---|---|
| SAR (W/Kg) | 0.8360 | 0.4132 | 0.2322 | 0.1706 | 0.1030 |

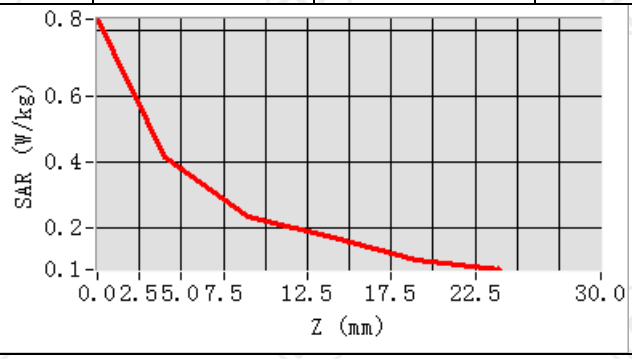


**Hot spot position**

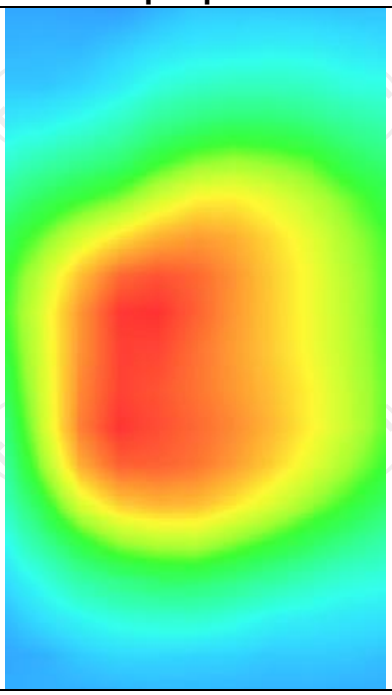

LTE Band 5

| MEASUREMENT 1 | |
|---|---|
| Middle Band SAR (Channel 20525): | Date: 05/29/2023 |
| **Frequency (MHz)** | 836.500000 |
| **Relative permittivity (real part)** | 41.500000 |
| **Relative permittivity (imaginary part)** | 19.400000 |
| **Conductivity (S/m)** | 0.901561 |
| **Variation (%)** | -3.690000 |
| **Crest Factor** | 1.0 |
| **Probe Conversion factor** | 1.80 |
| **E-Field Probe:** | SSE2 (SN 25/22 EPGO375) |
| **Area Scan** | dx=8mm dy=8mm, h= 5.00 mm |
| **ZoomScan** | 5x5x7,dx=8mm dy=8mm dz=5mm,Complete/ndx=8mm dy=8mm, h= 5.00 mm |
| **Phantom** | Left head |
| **Device Position** | Cheek |
| **Band** | LTE band 5(1 RB#49) |
| **SURFACE SAR** | **VOLUME SAR** |
| 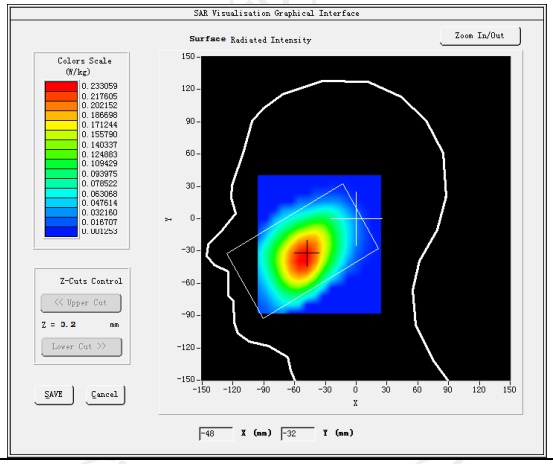 | 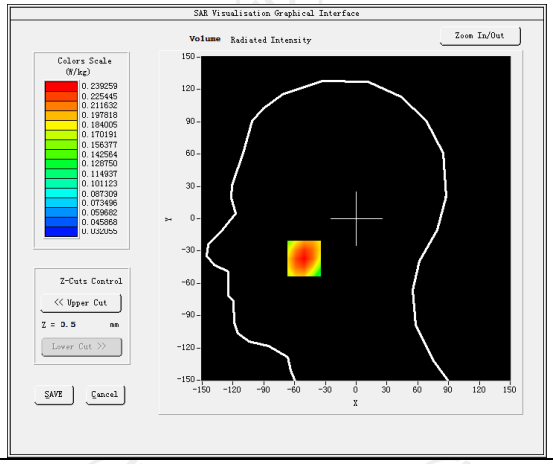 |
| **Maximum location: X=-51.00, Y=-37.00 SAR Peak: 0.29 W/kg** | |
| **SAR 10g (W/Kg)** | 0.163789 |
| **SAR 1g (W/Kg)** | 0.229156 |

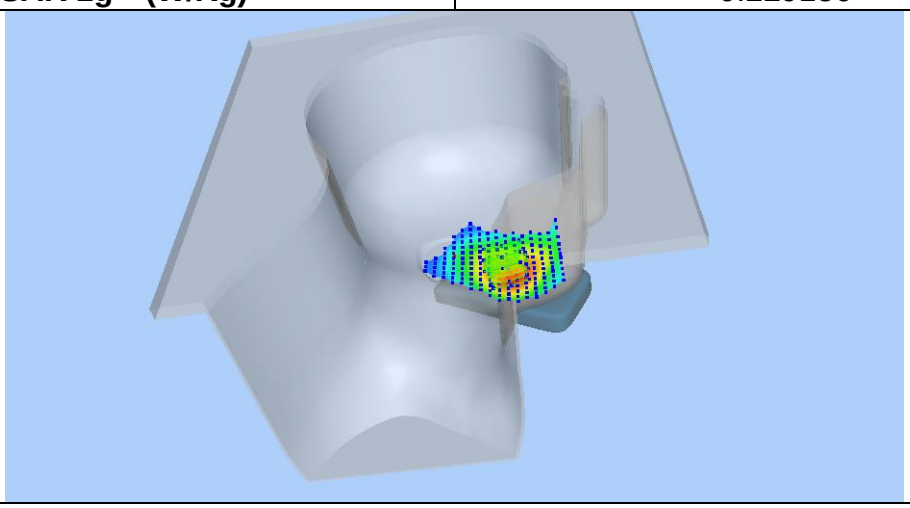

| Z (mm) | 0.00 | 4.00 | 9.00 | 14.00 | 19.00 |
|---|---|---|---|---|---|
| SAR (W/Kg) | 0.2913 | 0.2393 | 0.1850 | 0.1411 | 0.1058 |

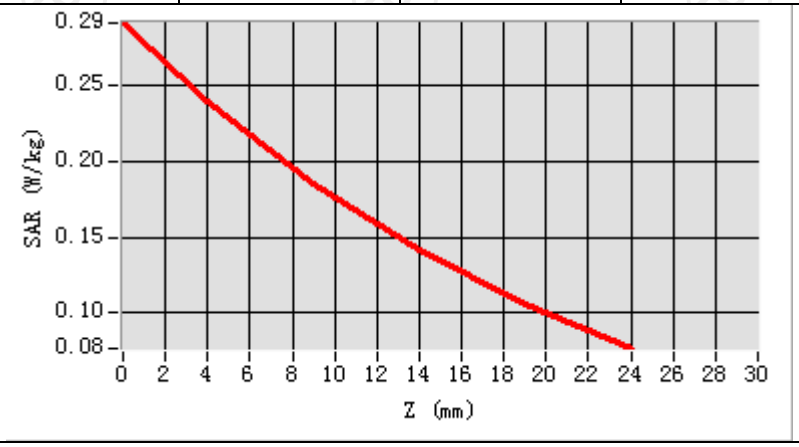


**Hot spot position**

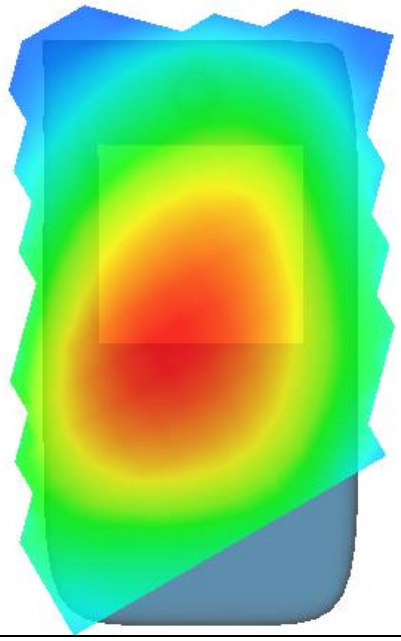

| MEASUREMENT 2 | |
|---|---|
| Middle Band SAR (Channel 20525): | Date: 05/29/2023 |
| **Frequency (MHz)** | 836.500000 |
| **Relative permittivity (real part)** | 41.500000 |
| **Relative permittivity (imaginary part)** | 19.400000 |
| **Conductivity (S/m)** | 0.901561 |
| **Variation (%)** | -4.160000 |
| **Crest Factor** | 1.0 |
| **Probe Conversion factor** | 1.80 |
| **E-Field Probe:** | SSE2 (SN 25/22 EPGO375) |
| **Area Scan** | dx=8mm dy=8mm, h= 5.00 mm |
| **ZoomScan** | 5x5x7,dx=8mm dy=8mm dz=5mm,Complete/ndx=8mm dy=8mm, h= 5.00 mm |
| **Phantom** | Validation plane |
| **Device Position** | Body back(10mm) |
| **Band** | LTE band 5(1 RB#49) |
| **SURFACE SAR** | **VOLUME SAR** |
| 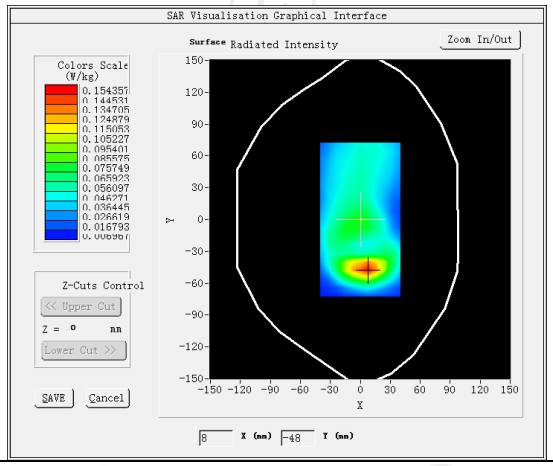 | 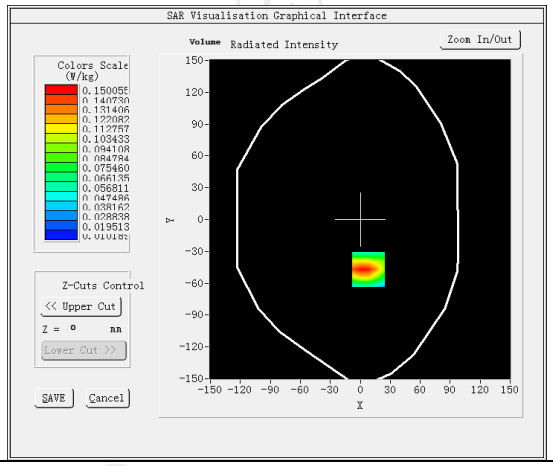 |
| **Maximum location: X=8.00, Y=-47.00 SAR Peak: 0.22 W/kg** | |
| **SAR 10g (W/Kg)** | 0.079134 |
| **SAR 1g (W/Kg)** | 0.140908 |
| 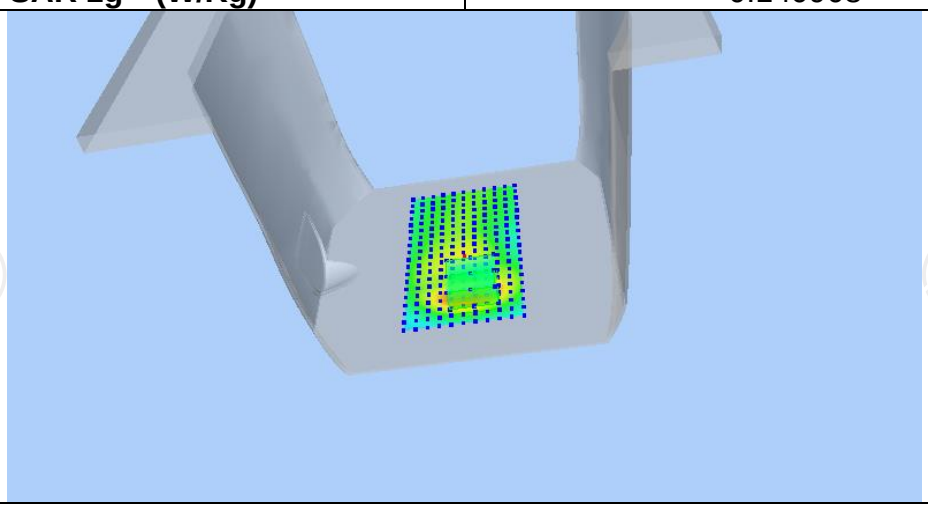 | |

| Z (mm) | 0.00 | 4.00 | 9.00 | 14.00 | 19.00 |
|---|---|---|---|---|---|
| SAR (W/Kg) | 0.3494 | 0.1501 | 0.0758 | 0.0560 | 0.0275 |

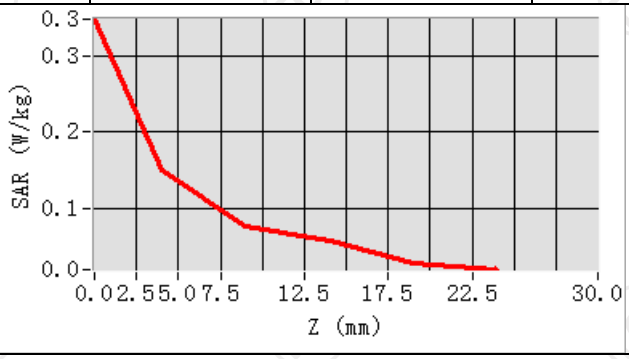


**Hot spot position**

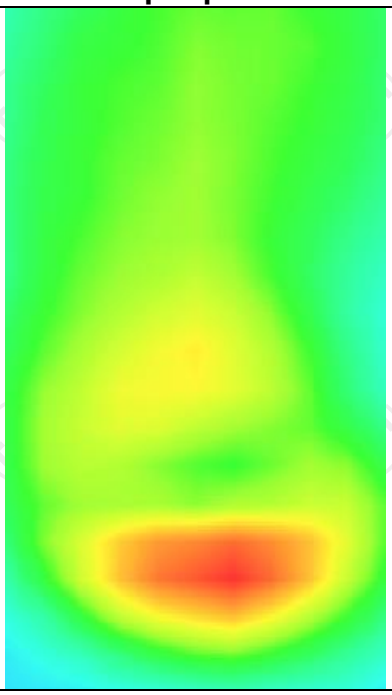

| MEASUREMENT 3 | |
|---|---|
| Middle Band SAR (Channel 20525): | Date: 05/29/2023 |
| **Frequency (MHz)** | 836.500000 |
| **Relative permittivity (real part)** | 41.500000 |
| **Relative permittivity (imaginary part)** | 19.400000 |
| **Conductivity (S/m)** | 0.901561 |
| **Variation (%)** | -3.960000 |
| **Crest Factor** | 1.0 |
| **Probe Conversion factor** | 1.80 |
| **E-Field Probe:** | SSE2 (SN 25/22 EPGO375) |
| **Area Scan** | dx=8mm dy=8mm, h= 5.00 mm |
| **ZoomScan** | 5x5x7,dx=8mm dy=8mm dz=5mm,Complete/ndx=8mm dy=8mm, h= 5.00 mm |
| **Phantom** | Validation plane |
| **Device Position** | Body back((hotspot 10mm) |
| **Band** | LTE band 5(1 RB#49) |
| **SURFACE SAR** | **VOLUME SAR** |
| 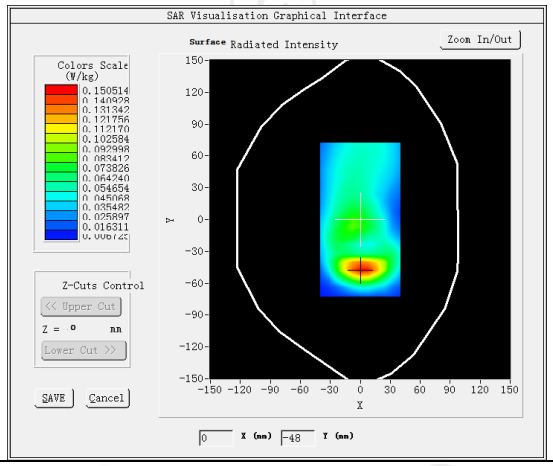 | 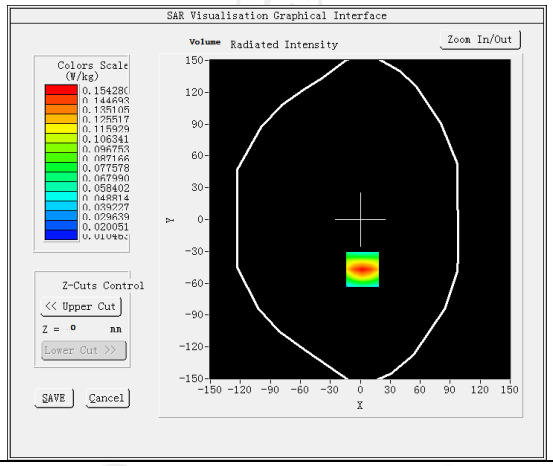 |
| **Maximum location: X=2.00, Y=-47.00 SAR Peak: 0.22 W/kg** | |
| **SAR 10g (W/Kg)** | 0.080905 |
| **SAR 1g (W/Kg)** | 0.142992 |
| 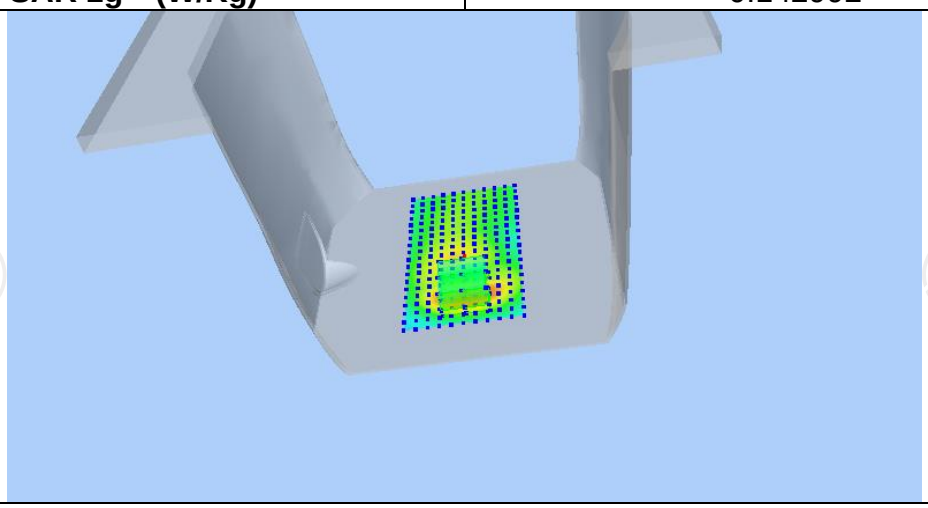 | |

| Z (mm) | 0.00 | 4.00 | 9.00 | 14.00 | 19.00 |
|---|---|---|---|---|---|
| SAR (W/Kg) | 0.2234 | 0.1543 | 0.0952 | 0.0583 | 0.0358 |

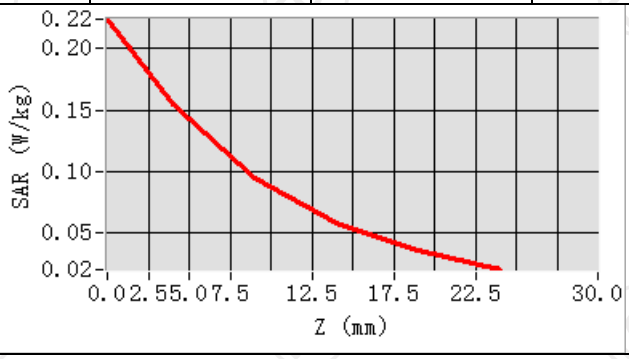


**Hot spot position**

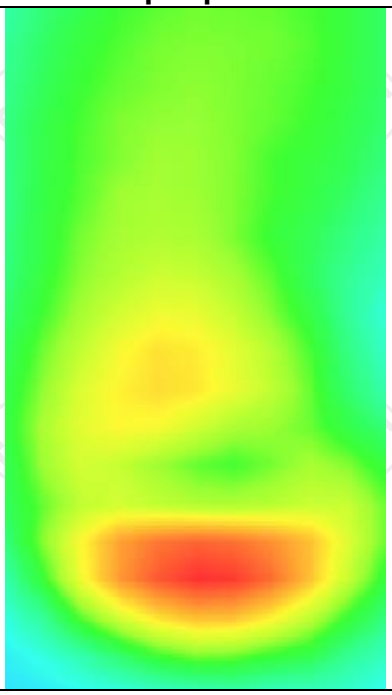

LTE Band 12

| MEASUREMENT 1 | |
|---|---|
| Middle Band SAR (Channel 23095): | Date: 05/26/2023 |
| **Frequency (MHz)** | 707.500000 |
| **Relative permittivity (real part)** | 42.126667 |
| **Relative permittivity (imaginary) part)** | 23.264000 |
| **Conductivity (S/m)** | 0.914404 |
| **Variation (%)** | 2.130000 |
| **Crest Factor** | 1.0 |
| **Probe Conversion factor** | 1.71 |
| **E-Field Probe:** | SSE2 (SN 25/22 EPGO375) |
| **Area Scan** | dx=8mm dy=8mm, h= 5.00 mm |
| **ZoomScan** | 5x5x7,dx=8mm dy=8mm dz=5mm,Complete/ndx=8mm dy=8mm, h= 5.00 mm |
| **Phantom** | Left head |
| **Device Position** | Cheek |
| **Band** | LTE band 12(1 RB#49) |
| **SURFACE SAR** | **VOLUME SAR** |
| 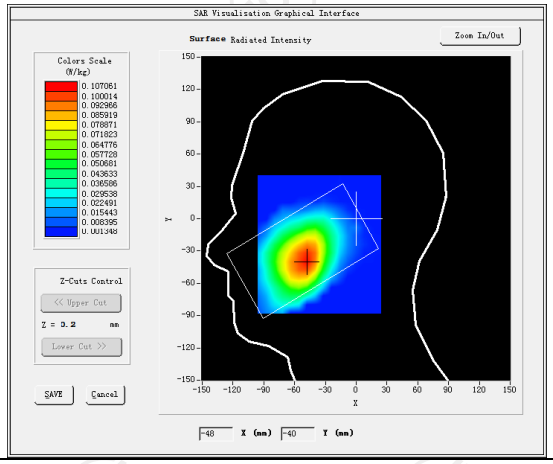 | 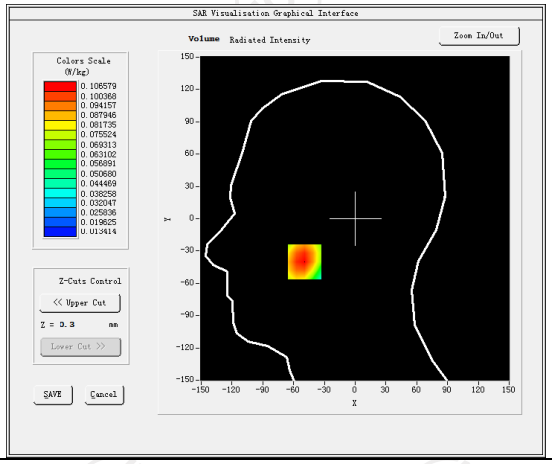 |
| **Maximum location: X=-39.00, Y=-41.00 SAR Peak: 0.11 W/kg** | |
| **SAR 10g (W/Kg)** | 0.072366 |
| **SAR 1g (W/Kg)** | 0.103483 |
| 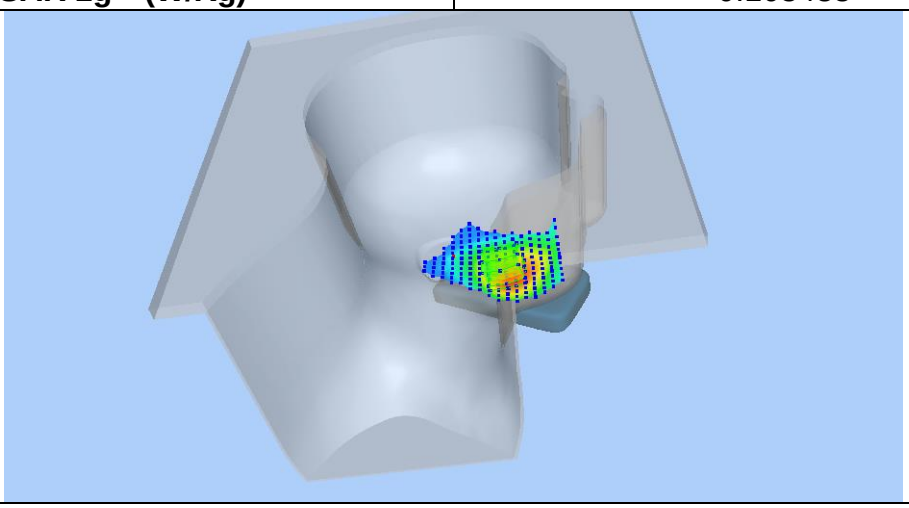 | |

| Z (mm) | 0.00 | 4.00 | 9.00 | 14.00 | 19.00 |
|---|---|---|---|---|---|
| SAR (W/Kg) | 0.1331 | 0.1051 | 0.0707 | 0.0606 | 0.0451 |

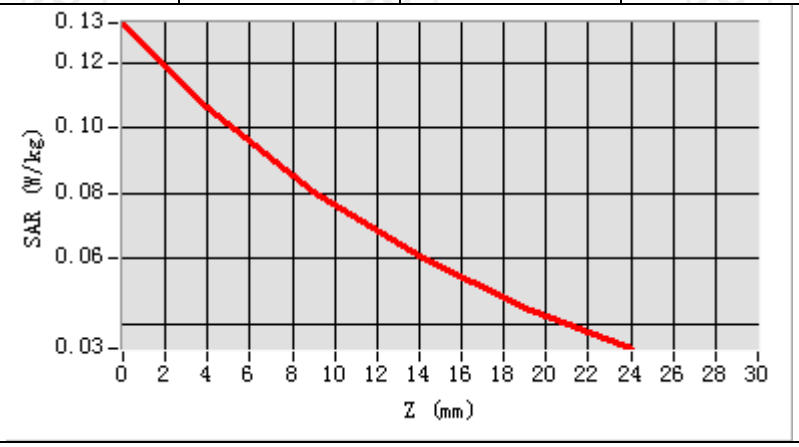


**Hot spot position**

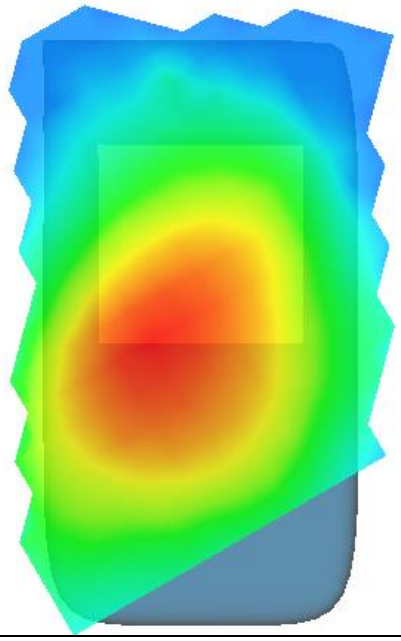

| MEASUREMENT 2 | |
|---|---|
| Middle Band SAR (Channel 23095): | Date: 05/26/2023 |
| **Frequency (MHz)** | 707.500000 |
| **Relative permittivity (real part)** | 42.126667 |
| **Relative permittivity (imaginary part)** | 23.264000 |
| **Conductivity (S/m)** | 0.914404 |
| **Variation (%)** | -2.340000 |
| **Crest Factor** | 1.0 |
| **Probe Conversion factor** | 1.71 |
| **E-Field Probe:** | SSE2 (SN 25/22 EPGO375) |
| **Area Scan** | dx=8mm dy=8mm, h= 5.00 mm |
| **ZoomScan** | 5x5x7,dx=8mm dy=8mm dz=5mm,Complete/ndx=8mm dy=8mm, h= 5.00 mm |
| **Phantom** | Validation plane |
| **Device Position** | Body back(10mm) |
| **Band** | LTE band 12(1 RB#49) |
| **SURFACE SAR** | **VOLUME SAR** |
| 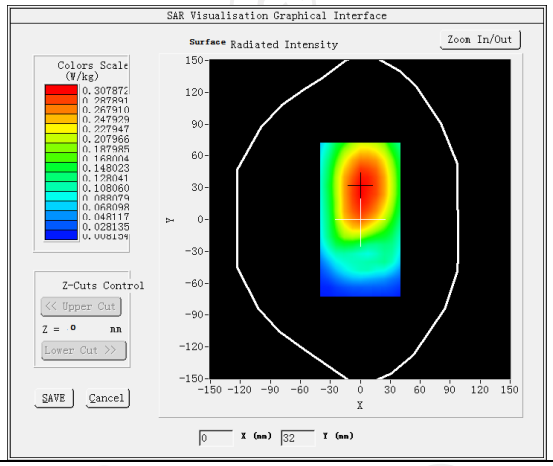 | 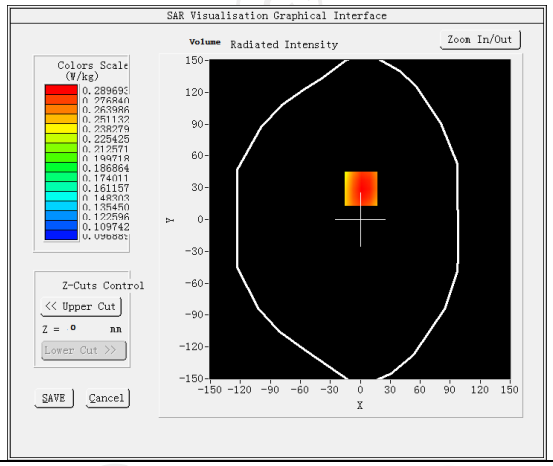 |
| **Maximum location: X=1.00, Y=29.00 SAR Peak: 0.35 W/kg** | |
| **SAR 10g (W/Kg)** | 0.225665 |
| **SAR 1g (W/Kg)** | 0.288019 |
| 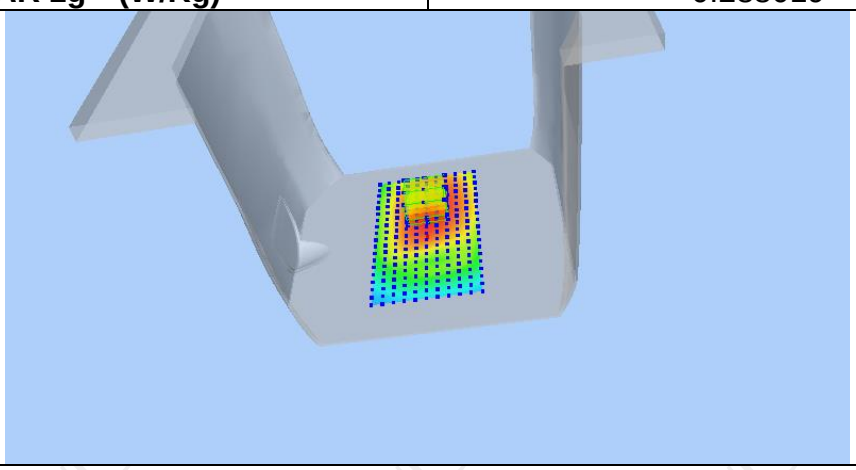 | |

| Z (mm) | 0.00 | 4.00 | 9.00 | 14.00 | 19.00 |
|---|---|---|---|---|---|
| SAR (W/Kg) | 0.3479 | 0.2897 | 0.2328 | 0.1909 | 0.1601 |

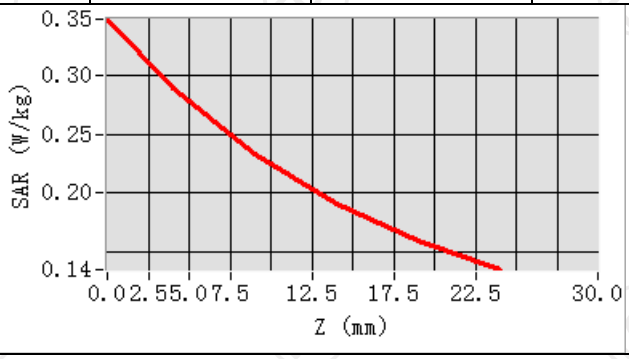


**Hot spot position**

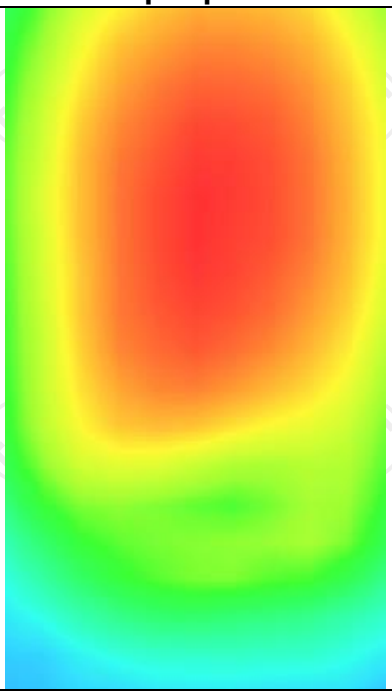

| MEASUREMENT 3 | |
|---|---|
| Middle Band SAR (Channel 23095): | Date: 05/26/2023 |
| **Frequency (MHz)** | 707.500000 |
| **Relative permittivity (real part)** | 42.126667 |
| **Relative permittivity (imaginary part)** | 23.264000 |
| **Conductivity (S/m)** | 0.914404 |
| **Variation (%)** | -3.070000 |
| **Crest Factor** | 1.0 |
| **Probe Conversion factor** | 1.71 |
| **E-Field Probe:** | SSE2 (SN 25/22 EPGO375) |
| **Area Scan** | dx=8mm dy=8mm, h= 5.00 mm |
| **ZoomScan** | 5x5x7,dx=8mm dy=8mm dz=5mm,Complete/ndx=8mm dy=8mm, h= 5.00 mm |
| **Phantom** | Validation plane |
| **Device Position** | Body back(hotspot 10mm) |
| **Band** | LTE band 12(1 RB#49) |
| **SURFACE SAR** | **VOLUME SAR** |
| 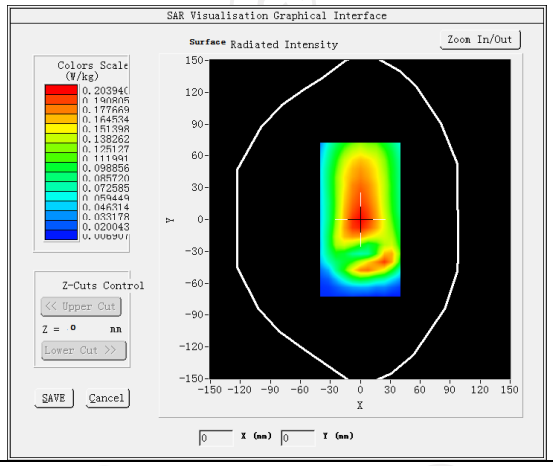 | 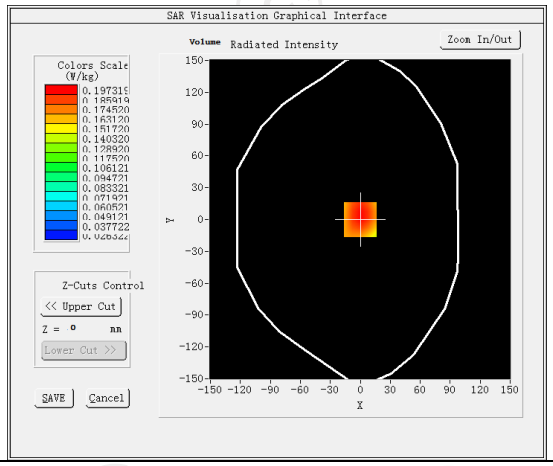 |
| **Maximum location: X=0.00, Y=0.00 SAR Peak: 0.24 W/kg** | |
| **SAR 10g (W/Kg)** | 0.147179 |
| **SAR 1g (W/Kg)** | 0.195939 |

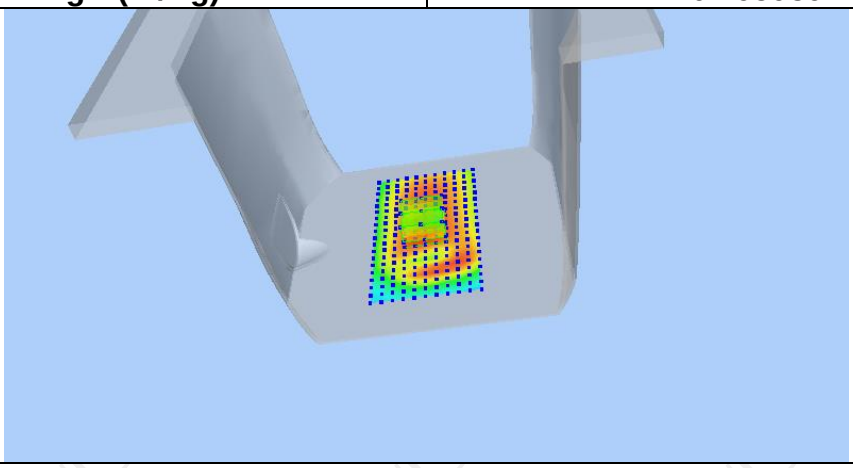

| Z (mm) | 0.00 | 4.00 | 9.00 | 14.00 | 19.00 |
|---|---|---|---|---|---|
| SAR (W/Kg) | 0.2351 | 0.1973 | 0.1565 | 0.1222 | 0.0935 |

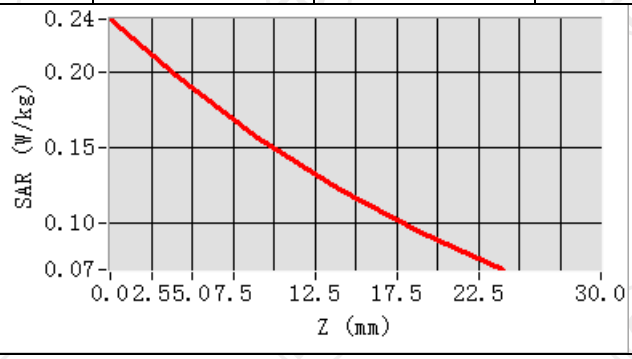


**Hot spot position**

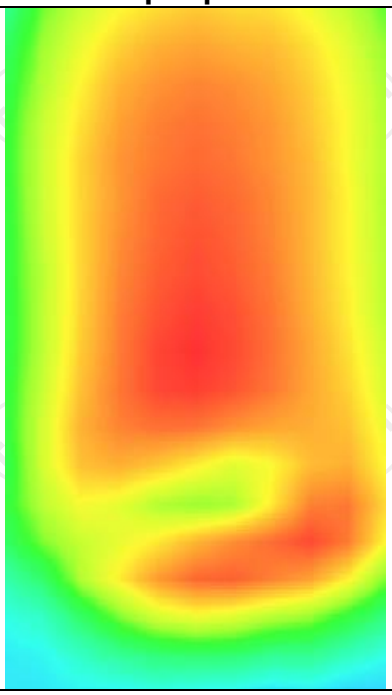

LTE Band 41(HPUE)

| MEASUREMENT 1 | |
|---|---|
| Low Band SAR (Channel 41490): | Date: 09/11/2023 |
| **Frequency (MHz)** | 2680.000000 |
| **Relative permittivity (real part)** | 39.009335 |
| **Relative permittivity (imaginary part)** | 13.553667 |
| **Conductivity (S/m)** | 1.952481 |
| **Variation (%)** | -3.250000 |
| **Crest Factor** | 1.0 |
| **Probe Conversion factor** | 4.36 |
| **E-Field Probe:** | SSE2 (SN 25/22 EPGO375) |
| **Area Scan** | dx=8mm dy=8mm, h= 5.00 mm |
| **ZoomScan** | 5x5x7,dx=8mm dy=8mm dz=5mm,Complete/ndx=8mm dy=8mm, h= 5.00 mm |
| **Phantom** | Left head |
| **Device Position** | Cheek |
| **Band** | LTE band 41(1 RB#99) |
| **SURFACE SAR** | **VOLUME SAR** |

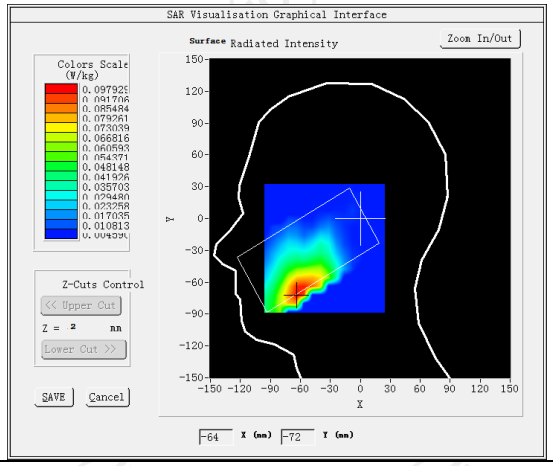


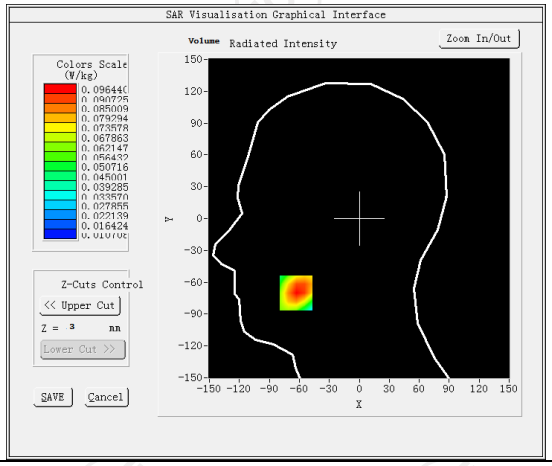


| | |
|---|---|
| **Maximum location: X=-63.00, Y=-70.00 SAR Peak: 0.14 W/kg** | |
| **SAR 10g (W/Kg)** | 0.057992 |
| **SAR 1g (W/Kg)** | 0.091830 |

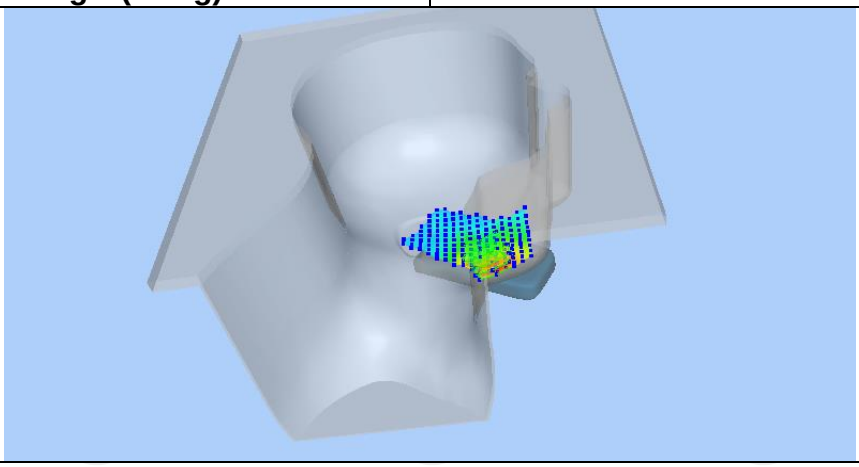

| Z (mm) | 0.00 | 4.00 | 9.00 | 14.00 | 19.00 |
|---|---|---|---|---|---|
| SAR (W/Kg) | 0.1351 | 0.0964 | 0.0630 | 0.0418 | 0.0287 |

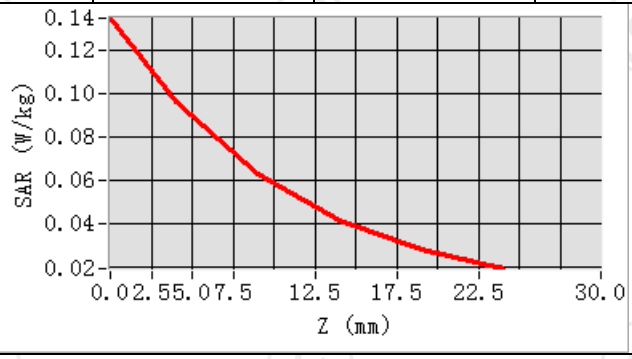


**Hot spot position**

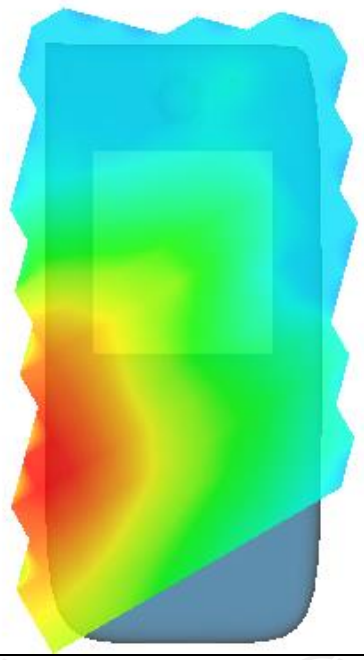



Hotline: 400-6611-140 Tel: 86-755-27673339 Fax: 86-755-27673332 http://www.tct-lab.com

## MEASUREMENT 2

Low Band SAR (Channel 41490): Date: 09/11/2023

| | |
|---|---|
| **Frequency (MHz)** | 2680.000000 |
| **Relative permittivity (real part)** | 39.009335 |
| **Relative permittivity (imaginary part)** | 13.553667 |
| **Conductivity (S/m)** | 1.952481 |
| **Variation (%)** | 3.700000 |
| **Crest Factor** | 1.0 |
| **Probe Conversion factor** | 4.36 |
| **E-Field Probe:** | SSE2 (SN 25/22 EPGO375) |
| **Area Scan** | dx=8mm dy=8mm, h= 5.00 mm |
| **ZoomScan** | 5x5x7,dx=8mm dy=8mm dz=5mm,Complete/ndx=8mm dy=8mm, h= 5.00 mm |
| **Phantom** | Validation plane |
| **Device Position** | Body back (10mm) |
| **Band** | LTE band 41(1 RB#99) |

**SURFACE SAR**

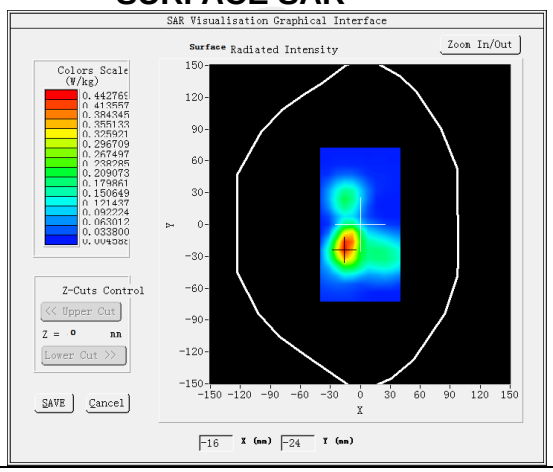


**VOLUME SAR**

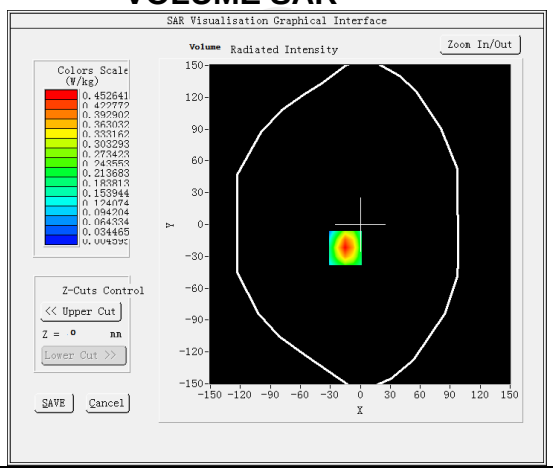


| | |
|---|---|
| **Maximum location: X=-15.00, Y=-22.00 SAR Peak: 0.75 W/kg** | |
| **SAR 10g (W/Kg)** | 0.209034 |
| **SAR 1g (W/Kg)** | 0.419529 |

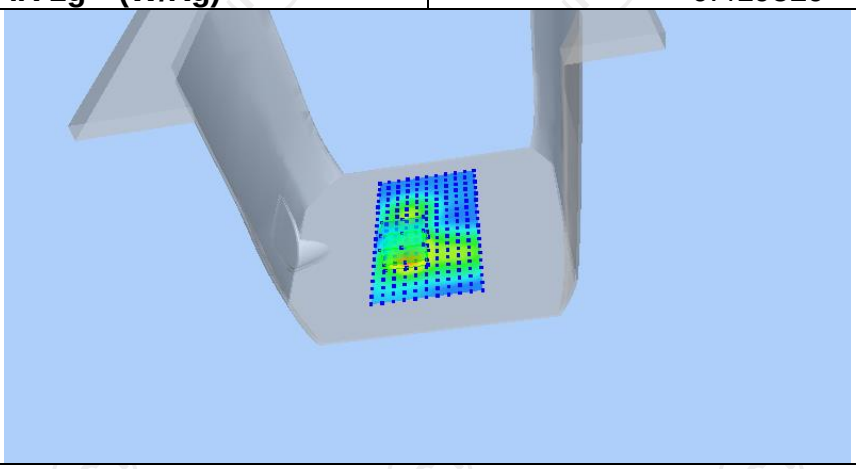

| Z (mm) | 0.00 | 4.00 | 9.00 | 14.00 | 19.00 |
|---|---|---|---|---|---|
| SAR (W/Kg) | 0.7498 | 0.4526 | 0.2287 | 0.1120 | 0.0551 |

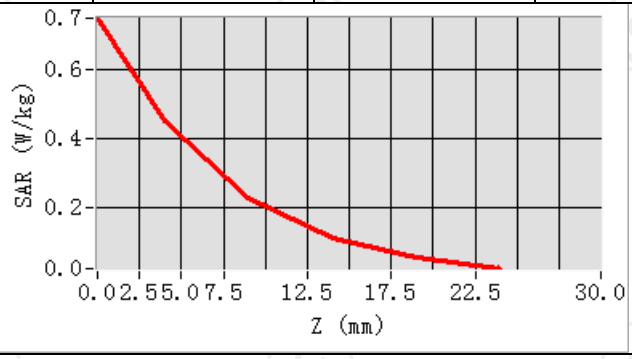


**Hot spot position**

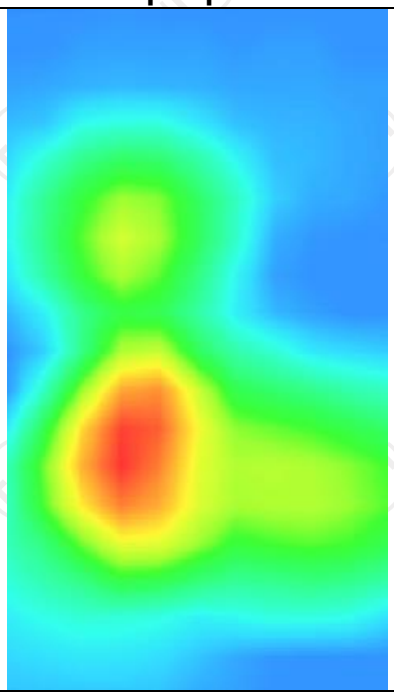

## MEASUREMENT 3

Low Band SAR (Channel 41490): Date: 09/11/2023

| | |
|---|---|
| **Frequency (MHz)** | 2680.000000 |
| **Relative permittivity (real part)** | 39.009335 |
| **Relative permittivity (imaginary part)** | 13.553667 |
| **Conductivity (S/m)** | 1.952481 |
| **Variation (%)** | -3.430000 |
| **Crest Factor** | 1.0 |
| **Probe Conversion factor** | 4.36 |
| **E-Field Probe:** | SSE2 (SN 25/22 EPGO375) |
| **Area Scan** | dx=8mm dy=8mm, h= 5.00 mm |
| **ZoomScan** | 5x5x7,dx=8mm dy=8mm dz=5mm,Complete/ndx=8mm dy=8mm, h= 5.00 mm |
| **Phantom** | Validation plane |
| **Device Position** | Body back (hotspot 10mm) |
| **Band** | LTE band 41(1 RB#99) |

**SURFACE SAR**

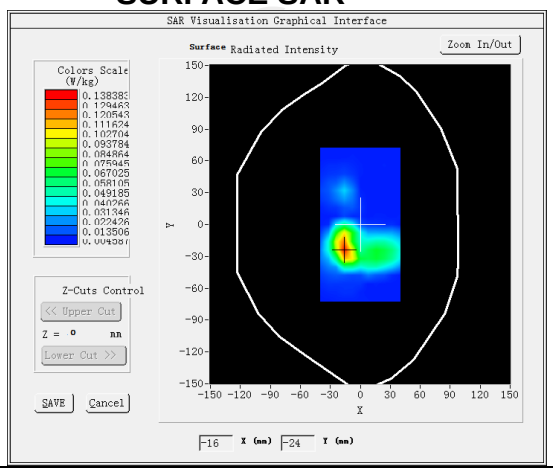


**VOLUME SAR**

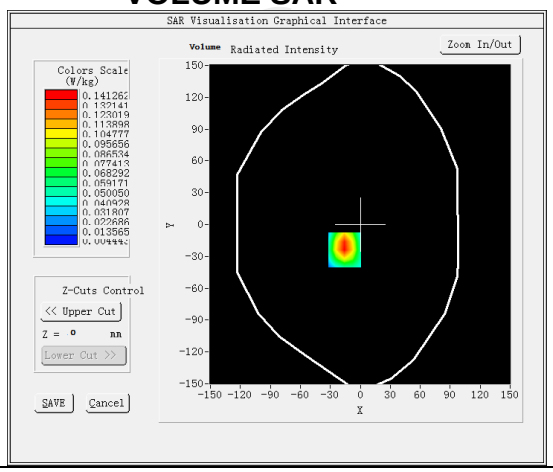


**Maximum location: X=-16.00, Y=-24.00 SAR Peak: 1.00 W/kg**

| | |
|---|---|
| **SAR 10g (W/Kg)** | 0.297565 |
| **SAR 1g (W/Kg)** | 0.436932 |

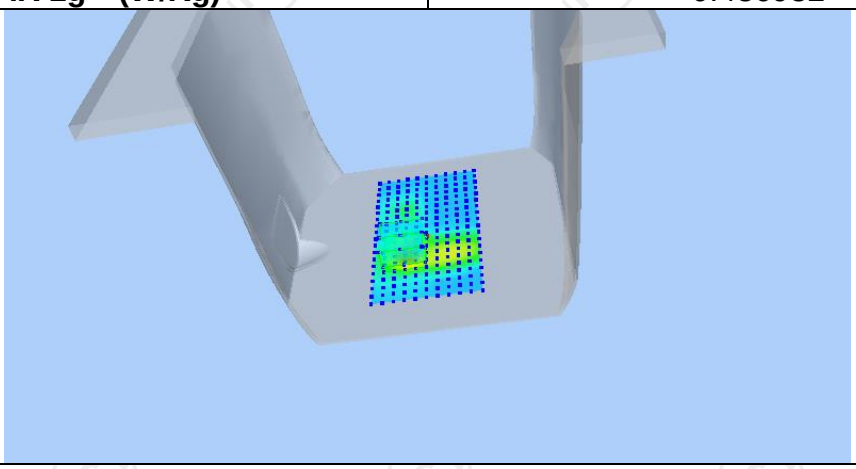

| Z (mm) | 0.00 | 4.00 | 9.00 | 14.00 | 19.00 |
|---|---|---|---|---|---|
| SAR (W/Kg) | 1.0151 | 0.5893 | 0.2786 | 0.1246 | 0.0547 |

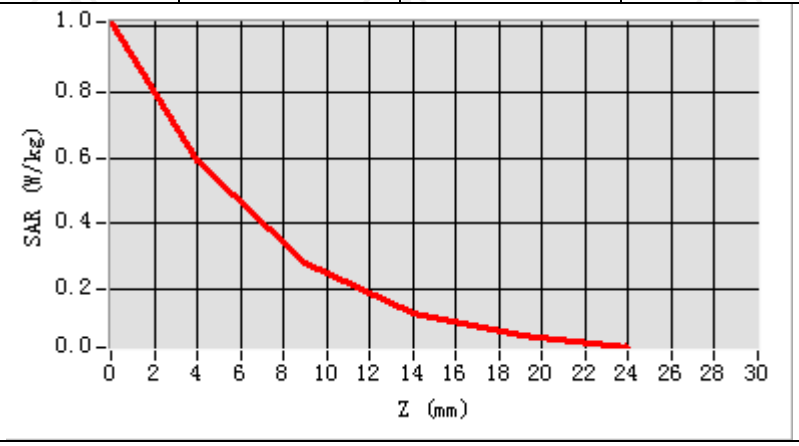


**Hot spot position**

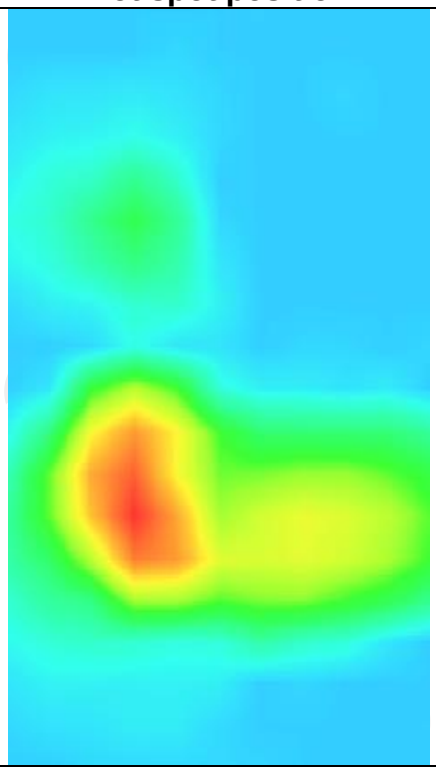



Hotline: 400-6611-140 Tel: 86-755-27673339 Fax: 86-755-27673332 http://www.tct-lab.com

LTE Band 66

| MEASUREMENT 1 | |
|---|---|
| Low Band SAR (Channel 132072): | Date: 05/31/2023 |
| **Frequency (MHz)** | 1720.000000 |
| **Relative permittivity (real part)** | 40.115910 |
| **Relative permittivity (imaginary part)** | 14.136136 |
| **Conductivity (S/m)** | 1.360603 |
| **Variation (%)** | -1.520000 |
| **Crest Factor** | 1.0 |
| **Probe Conversion factor** | 4.36 |
| **E-Field Probe:** | SSE2 (SN 25/22 EPGO375) |
| **Area Scan** | dx=8mm dy=8mm, h= 5.00 mm |
| **ZoomScan** | 5x5x7,dx=8mm dy=8mm dz=5mm,Complete/ndx=8mm dy=8mm, h= 5.00 mm |
| **Phantom** | Left head |
| **Device Position** | Cheek |
| **Band** | LTE band 66(1 RB#0) |
| **SURFACE SAR** | **VOLUME SAR** |
| 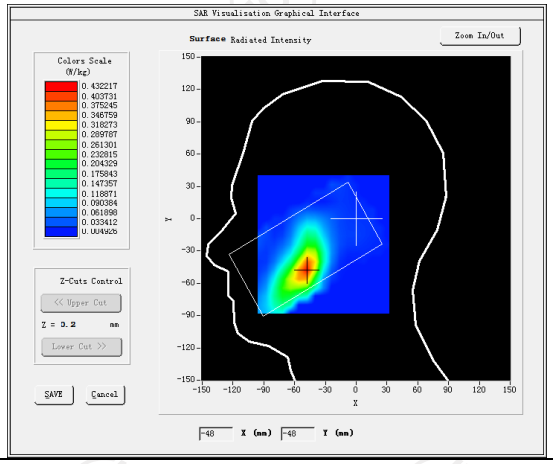 | 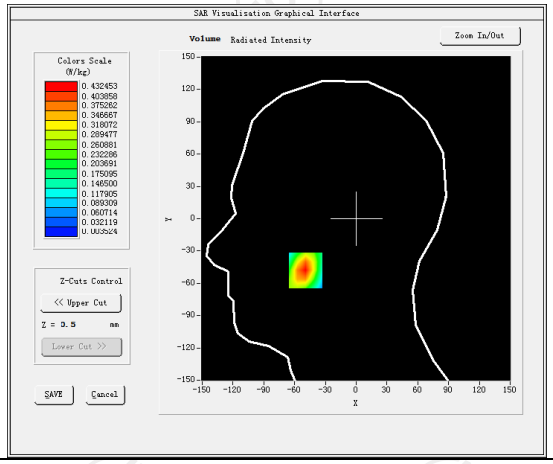 |
| **Maximum location: X=-49.00, Y=-48.00 SAR Peak: 0.88 W/kg** | |
| **SAR 10g (W/Kg)** | 0.184588 |
| **SAR 1g (W/Kg)** | 0.220219 |
| 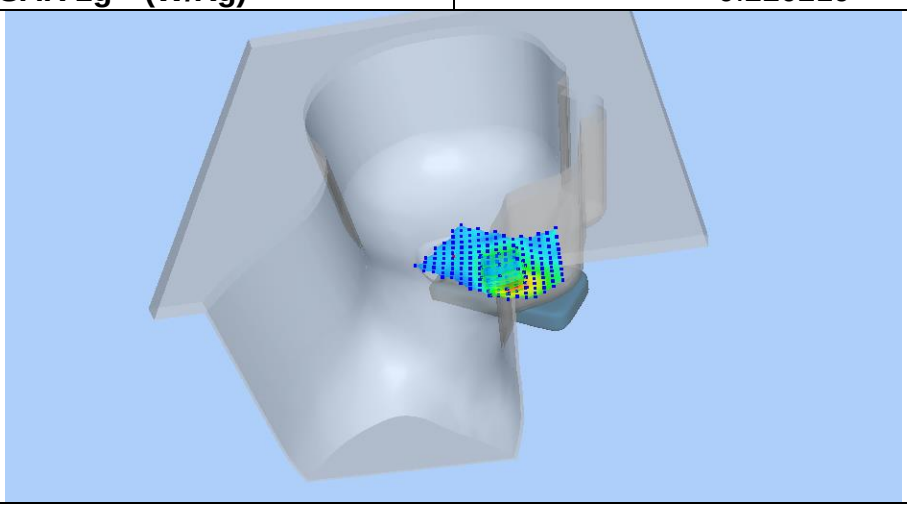 | |

| Z (mm) | 0.00 | 4.00 | 9.00 | 14.00 | 19.00 |
|---|---|---|---|---|---|
| SAR (W/Kg) | 0.8804 | 0.4325 | 0.1545 | 0.0508 | 0.0199 |

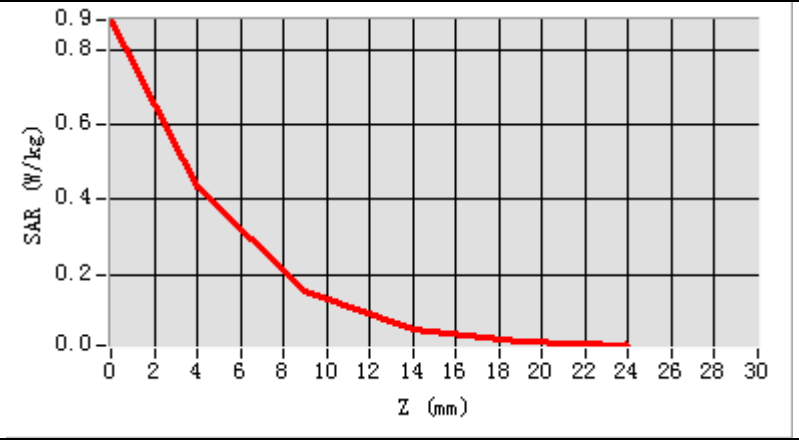


**Hot spot position**

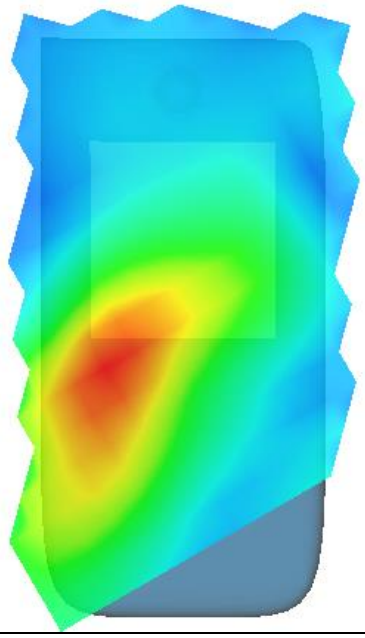

| MEASUREMENT 2 | |
|---|---|
| Low Band SAR (Channel 132072): | Date: 05/31/2023 |
| **Frequency (MHz)** | 1720.000000 |
| **Relative permittivity (real part)** | 40.115910 |
| **Relative permittivity (imaginary part)** | 14.136136 |
| **Conductivity (S/m)** | 1.360603 |
| **Variation (%)** | 0.450000 |
| **Crest Factor** | 1.0 |
| **Probe Conversion factor** | 4.36 |
| **E-Field Probe:** | SSE2 (SN 25/22 EPGO375) |
| **Area Scan** | dx=8mm dy=8mm, h= 5.00 mm |
| **ZoomScan** | 5x5x7,dx=8mm dy=8mm dz=5mm,Complete/ndx=8mm dy=8mm, h= 5.00 mm |
| **Phantom** | Validation plane |
| **Device Position** | Body back(10mm) |
| **Band** | LTE band 66(1 RB#0) |
| **SURFACE SAR** | **VOLUME SAR** |
| 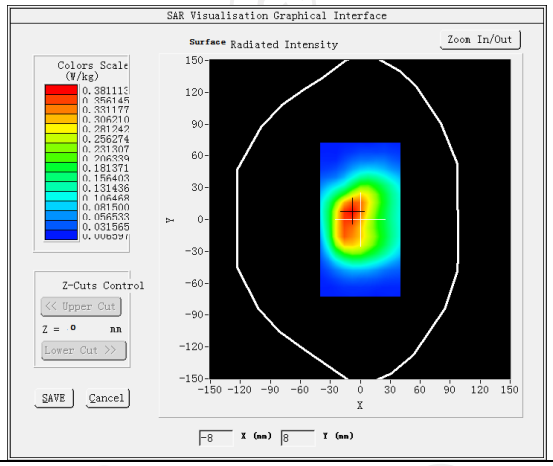 | 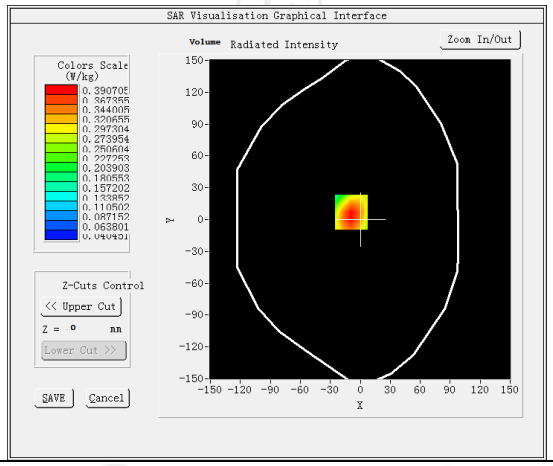 |
| **Maximum location: X=-9.00, Y=700 SAR Peak: 0.56W/kg** | |
| **SAR 10g (W/Kg)** | 0.235640 |
| **SAR 1g (W/Kg)** | 0.374133 |
| 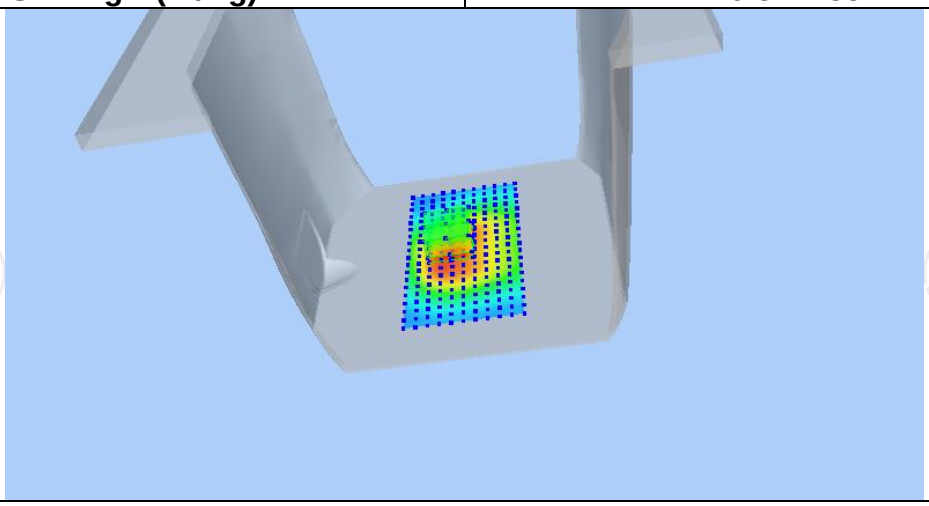 | |

| Z (mm) | 0.00 | 4.00 | 9.00 | 14.00 | 19.00 |
|---|---|---|---|---|---|
| SAR (W/Kg) | 0.5530 | 0.3907 | 0.2507 | 0.1622 | 0.1072 |

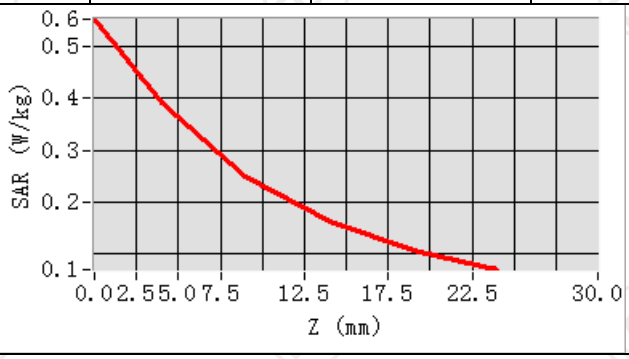


**Hot spot position**

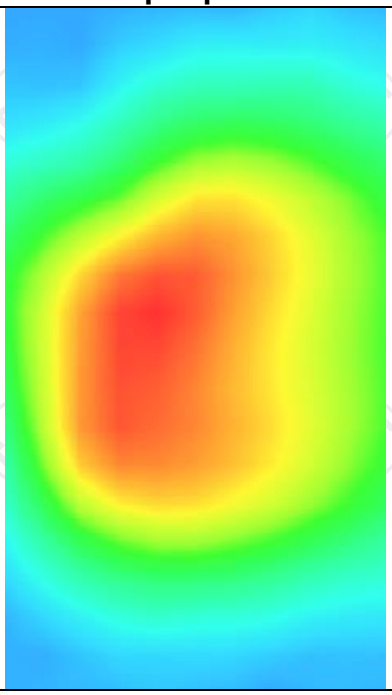

| MEASUREMENT 3 | |
|---|---|
| Low Band SAR (Channel 132072): | Date: 05/31/2023 |
| **Frequency (MHz)** | 1720.000000 |
| **Relative permittivity (real part)** | 40.115910 |
| **Relative permittivity (imaginary part)** | 14.136136 |
| **Conductivity (S/m)** | 1.360603 |
| **Variation (%)** | -0.750000 |
| **Crest Factor** | 1.0 |
| **Probe Conversion factor** | 4.36 |
| **E-Field Probe:** | SSE2 (SN 25/22 EPGO375) |
| **Area Scan** | dx=8mm dy=8mm, h= 5.00 mm |
| **ZoomScan** | 5x5x7,dx=8mm dy=8mm dz=5mm,Complete/ndx=8mm dy=8mm, h= 5.00 mm |
| **Phantom** | Validation plane |
| **Device Position** | Body back((hotspot10mm) |
| **Band** | LTE band 66(1 RB#49) |
| **SURFACE SAR** | **VOLUME SAR** |
| 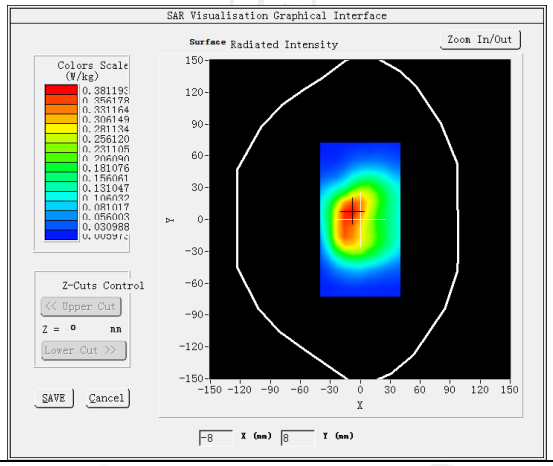 | 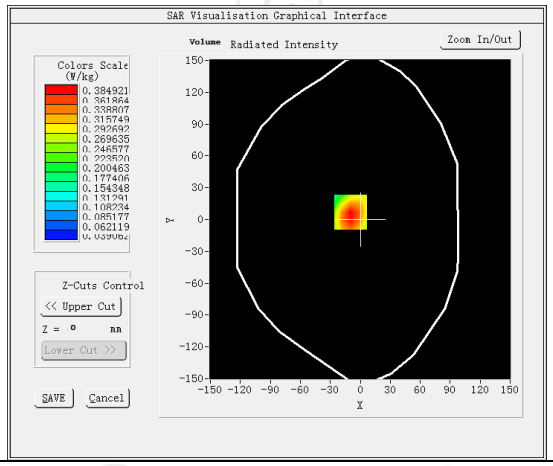 |
| **Maximum location: X=-10.00, Y=7.00 SAR Peak: 0.55 W/kg** | |
| **SAR 10g (W/Kg)** | 0.232115 |
| **SAR 1g (W/Kg)** | **0.232115** |

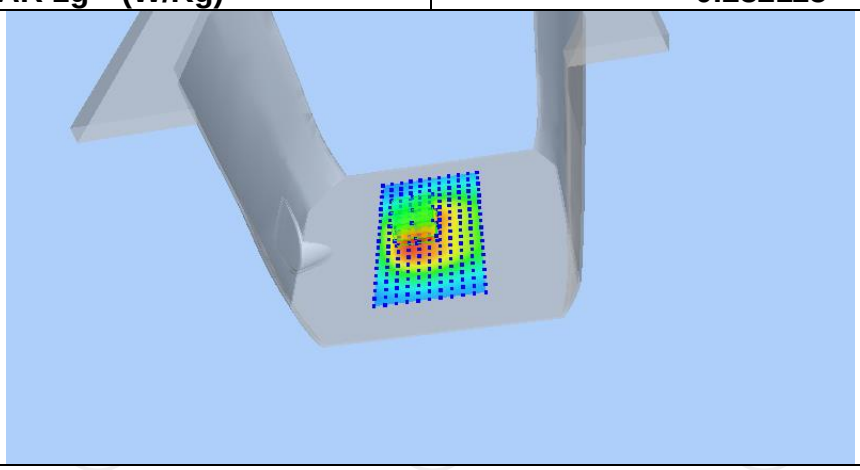

| Z (mm) | 0.00 | 4.00 | 9.00 | 14.00 | 19.00 |
|---|---|---|---|---|---|
| SAR (W/Kg) | 0.5434 | 0.3849 | 0.2476 | 0.1603 | 0.1057 |

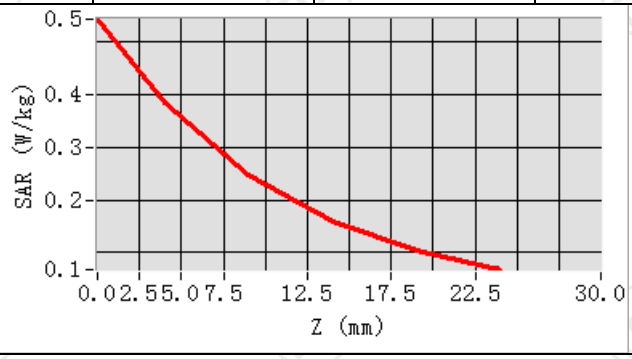


**Hot spot position**

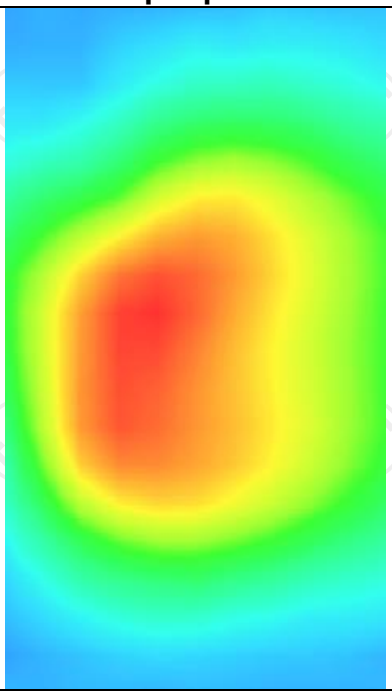

LTE Band 71

| MEASUREMENT 1 | |
|---|---|
| Low Band SAR (Channel 133222): | Date: 05/26/2023 |
| **Frequency (MHz)** | 683.000000 |
| **Relative permittivity (real part)** | 41.432976 |
| **Relative permittivity (imaginary part)** | 12.468860 |
| **Conductivity (S/m)** | 0.862835 |
| **Variation (%)** | -1.860000 |
| **Crest Factor** | 1.0 |
| **Probe Conversion factor** | 1.71 |
| **E-Field Probe:** | SSE2 (SN 25/22 EPGO375) |
| **Area Scan** | dx=8mm dy=8mm, h= 5.00 mm |
| **ZoomScan** | 5x5x7,dx=8mm dy=8mm dz=5mm,Complete/ndx=8mm dy=8mm, h= 5.00 mm |
| **Phantom** | Left head |
| **Device Position** | Cheek |
| **Band** | LTE band 71(1 RB#0) |
| **SURFACE SAR** | **VOLUME SAR** |
| 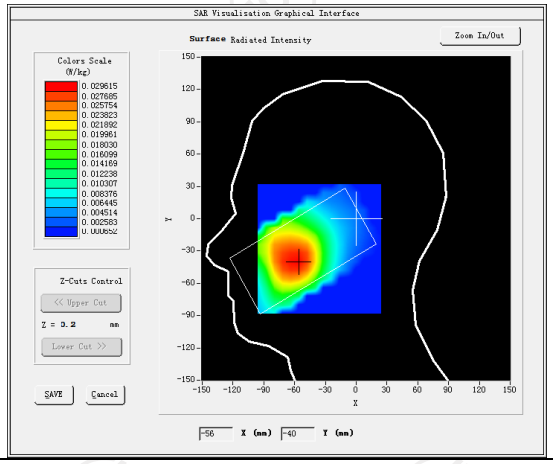 | 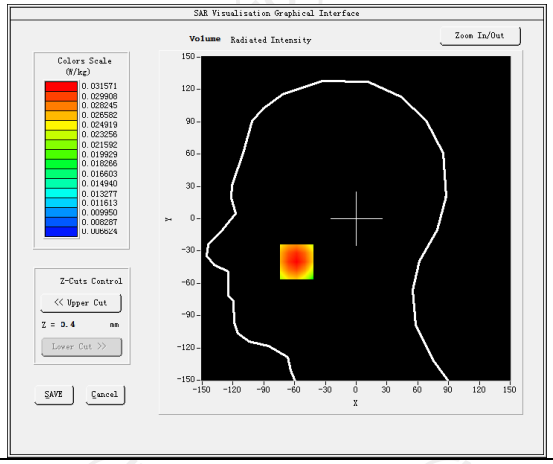 |
| **Maximum location: X=-49.00, Y=-40.00 SAR Peak: 0.13 W/kg** | |
| **SAR 10g (W/Kg)** | 0.073466 |
| **SAR 1g (W/Kg)** | 0.134583 |
| 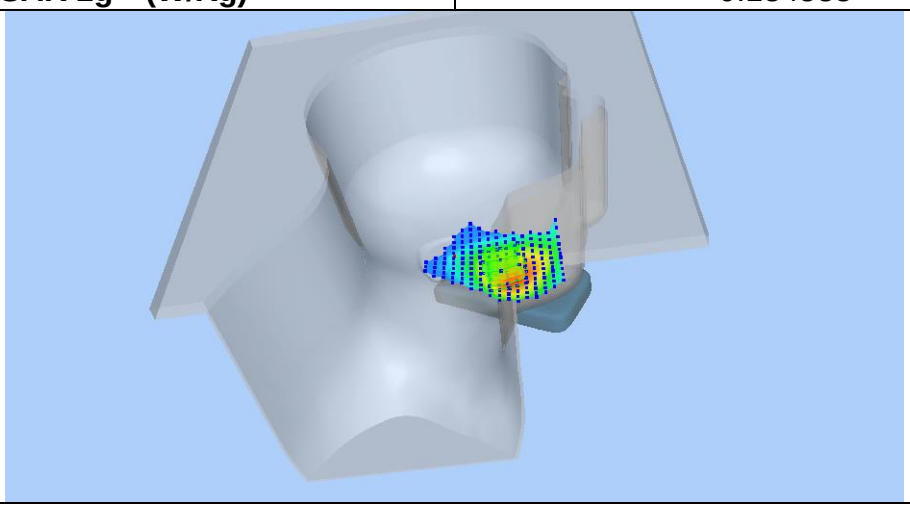 | |

| Z (mm) | 0.00 | 4.00 | 9.00 | 14.00 | 19.00 |
|---|---|---|---|---|---|
| SAR (W/Kg) | 0.1321 | 0.1066 | 0.0808 | 0.0608 | 0.0452 |

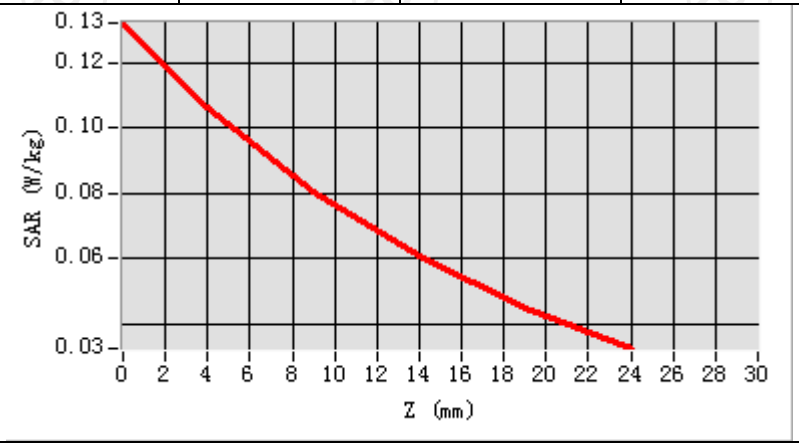


**Hot spot position**

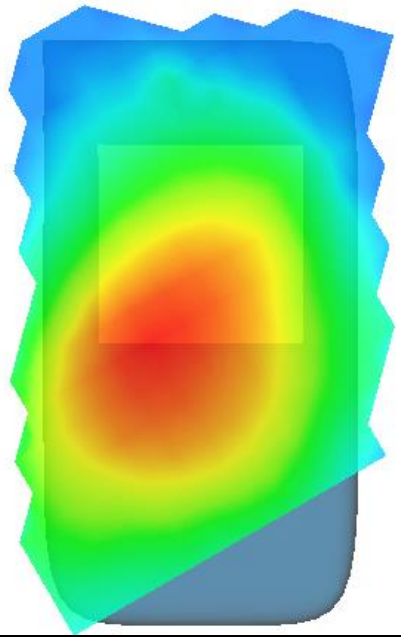

| MEASUREMENT 2 | |
|---|---|
| Low Band SAR (Channel 133222): | Date: 05/26/2023 |
| **Frequency (MHz)** | 683.000000 |
| **Relative permittivity (real part)** | 41.432976 |
| **Relative permittivity (imaginary part)** | 12.468860 |
| **Conductivity (S/m)** | 0.862835 |
| **Variation (%)** | -1.820000 |
| **Crest Factor** | 1.0 |
| **Probe Conversion factor** | 1.71 |
| **E-Field Probe:** | SSE2 (SN 25/22 EPGO375) |
| **Area Scan** | dx=8mm dy=8mm, h= 5.00 mm |
| **ZoomScan** | 5x5x7,dx=8mm dy=8mm dz=5mm,Complete/ndx=8mm dy=8mm, h= 5.00 mm |
| **Phantom** | Validation plane |
| **Device Position** | Body back(10mm) |
| **Band** | LTE band 71(1 RB#0) |
| **SURFACE SAR** | **VOLUME SAR** |
| 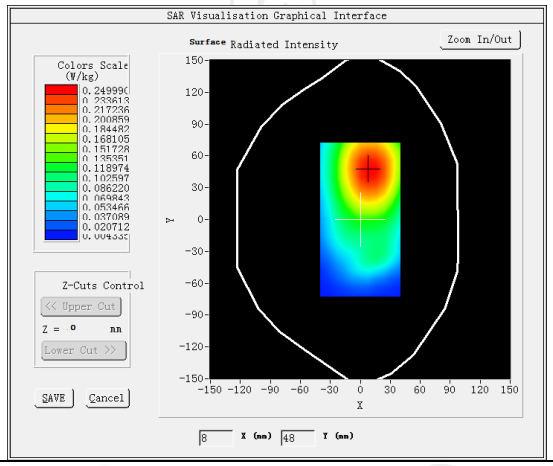 | 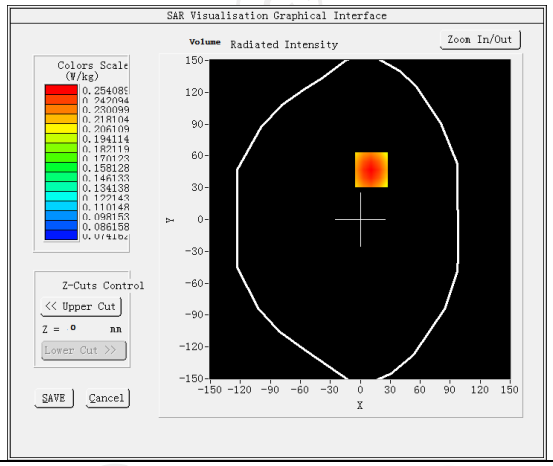 |
| **Maximum location: X=11.00, Y=47.00 SAR Peak: 0.32 W/kg** | |
| **SAR 10g (W/Kg)** | 0.182162 |
| **SAR 1g (W/Kg)** | 0.245393 |
| 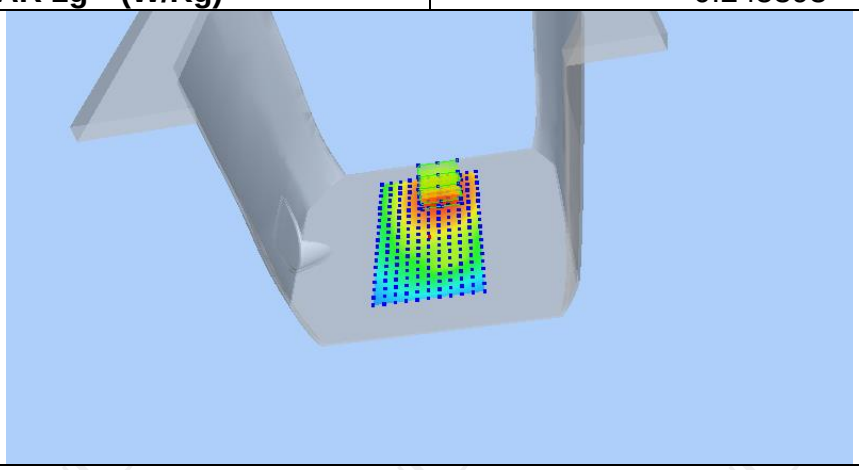 | |

| Z (mm) | 0.00 | 4.00 | 9.00 | 14.00 | 19.00 |
|---|---|---|---|---|---|
| SAR (W/Kg) | 0.3181 | 0.2541 | 0.1933 | 0.1498 | 0.1189 |

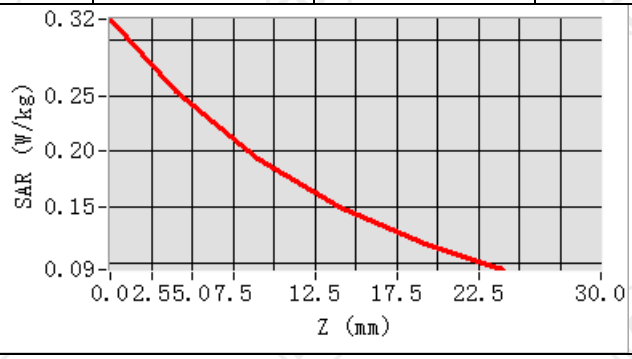


**Hot spot position**

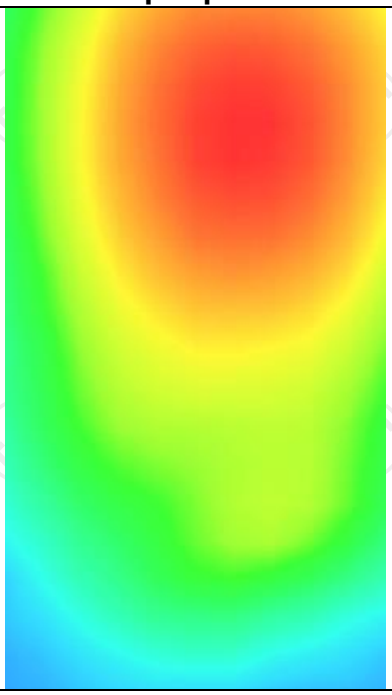

| MEASUREMENT 3 | |
|---|---|
| Low Band SAR (Channel 133222): | Date: 05/26/2023 |
| **Frequency (MHz)** | 683.000000 |
| **Relative permittivity (real part)** | 41.432976 |
| **Relative permittivity (imaginary part)** | 12.468860 |
| **Conductivity (S/m)** | 0.862835 |
| **Variation (%)** | 0.990000 |
| **Crest Factor** | 1.0 |
| **Probe Conversion factor** | 1.71 |
| **E-Field Probe:** | SSE2 (SN 25/22 EPGO375) |
| **Area Scan** | dx=8mm dy=8mm, h= 5.00 mm |
| **ZoomScan** | 5x5x7,dx=8mm dy=8mm dz=5mm,Complete/ndx=8mm dy=8mm, h= 5.00 mm |
| **Phantom** | Validation plane |
| **Device Position** | Body back(hotspot 10mm) |
| **Band** | LTE band 71(1 RB#0) |
| **SURFACE SAR** | **VOLUME SAR** |
| 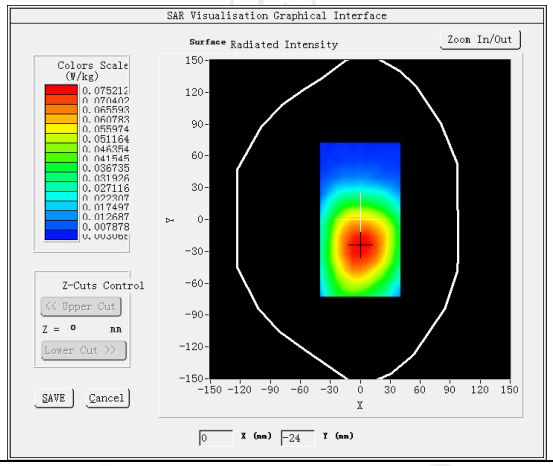  | 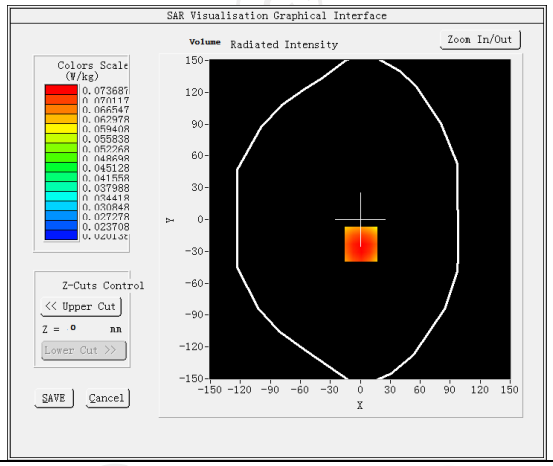  |
| **Maximum location: X=7.00, Y=15.00 SAR Peak: 0.41 W/kg** | |
| **SAR 10g (W/Kg)** | 0.255934 |
| **SAR 1g (W/Kg)** | 0.337337 |
| 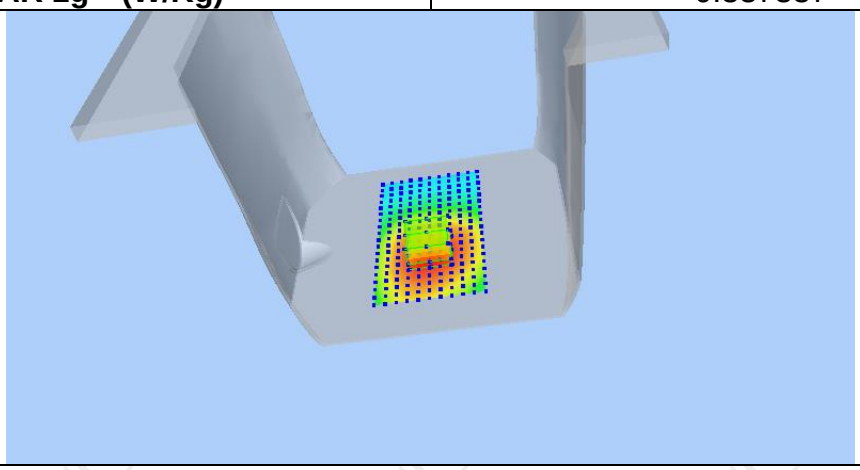 | |

| Z (mm) | 0.00 | 4.00 | 9.00 | 14.00 | 19.00 |
|---|---|---|---|---|---|
| SAR (W/Kg) | 0.4080 | 0.3414 | 0.2729 | 0.2187 | 0.1755 |

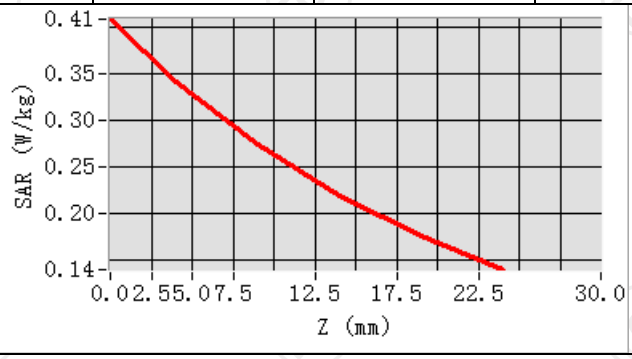


**Hot spot position**

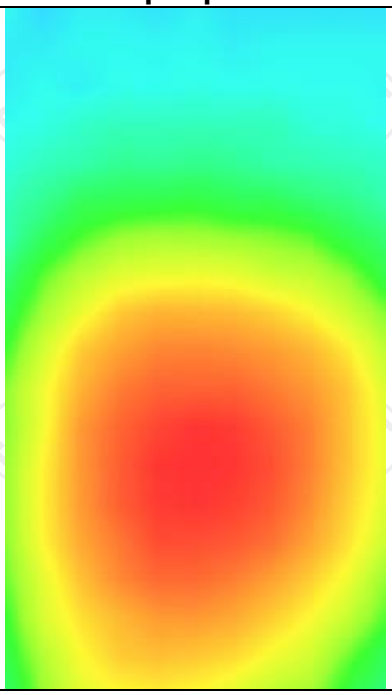

WLAN 2.4G

| MEASUREMENT 1 | |
|---|---|
| Lower Band SAR (Channel 01): | Date: 06/07/2023 |
| **Frequency (MHz)** | 2412.000000 |
| **Relative permittivity (real part)** | 37.821613 |
| **Relative permittivity (imaginary part)** | 13.546980 |
| **Conductivity (S/m)** | 1.834111 |
| **Variation (%)** | 1.550000 |
| **Crest Factor** | 1.0 |
| **Probe Conversion factor** | 2.31 |
| **E-Field Probe:** | SSE2 (SN 25/22 EPGO375) |
| **Area Scan** | dx=8mm dy=8mm, h= 5.00 mm |
| **ZoomScan** | 5x5x7,dx=8mm dy=8mm dz=5mm,Complete/ndx=8mm dy=8mm, h= 5.00 mm |
| **Phantom** | Right head |
| **Device Position** | Cheek |
| **Band** | IEEE 802.11b ISM |
| **SURFACE SAR** | **VOLUME SAR** |

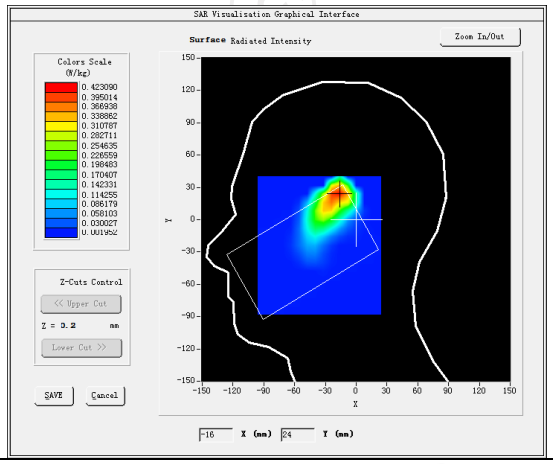


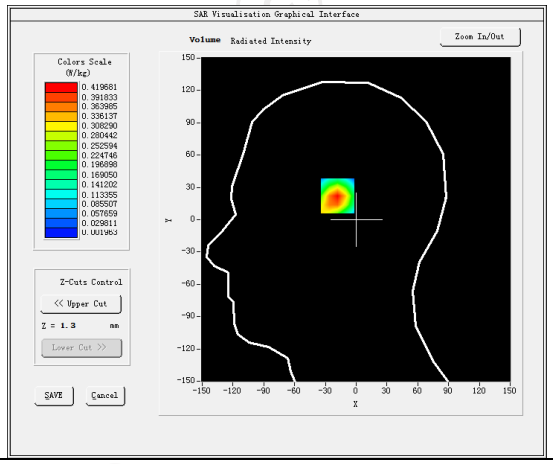


| **Maximum location: X=-17.00, Y=24.00 SAR Peak: 0.78 W/kg** | |
|---|---|
| **SAR 10g (W/Kg)** | 0.080066 |
| **SAR 1g (W/Kg)** | 0.205053 |

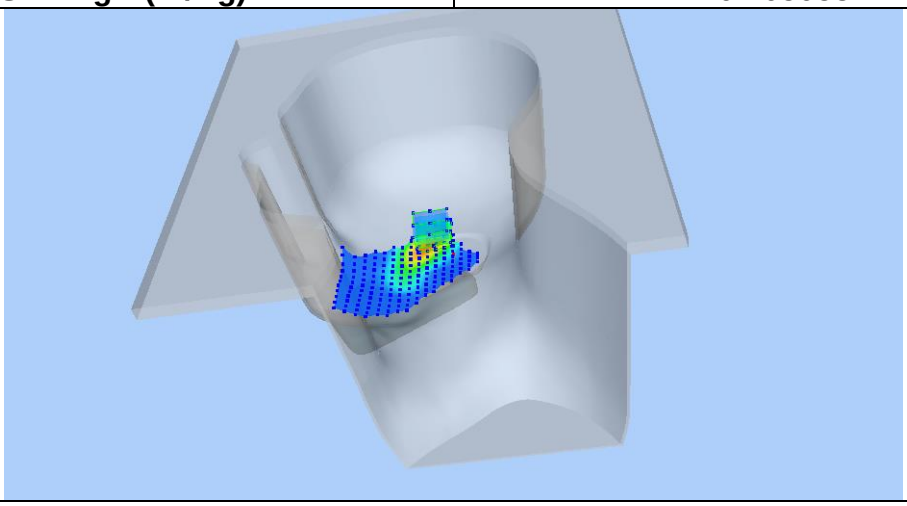

| Z (mm) | 0.00 | 4.00 | 9.00 | 14.00 | 19.00 |
|---|---|---|---|---|---|
| SAR (W/Kg) | 0.7682 | 0.4197 | 0.1767 | 0.0654 | 0.0210 |

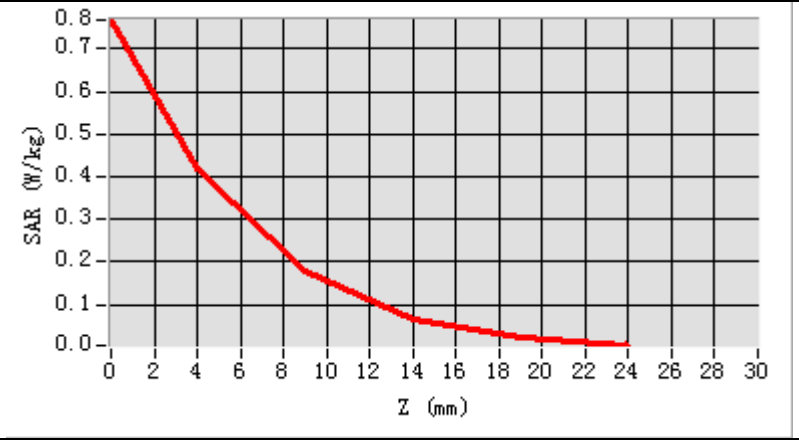


**Hot spot position**

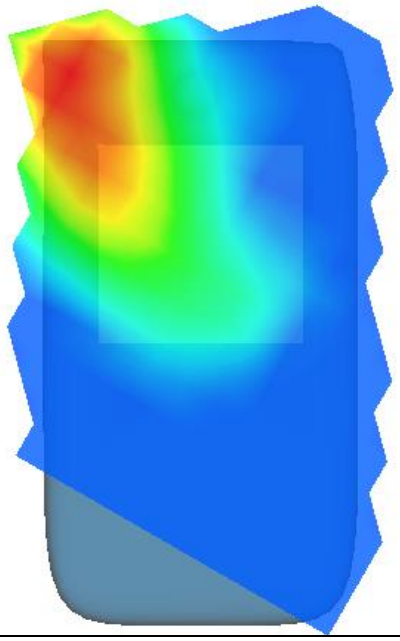

| MEASUREMENT 2 | |
|---|---|
| Lower Band SAR (Channel 01): | Date: 06/07/2023 |
| **Frequency (MHz)** | 2412.000000 |
| **Relative permittivity (real part)** | 37.821613 |
| **Relative permittivity (imaginary part)** | 13.546980 |
| **Conductivity (S/m)** | 1.834111 |
| **Variation (%)** | 2.120000 |
| **Crest Factor** | 1.0 |
| **Probe Conversion factor** | 2.31 |
| **E-Field Probe:** | SSE2 (SN 25/22 EPGO375) |
| **Area Scan** | dx=8mm dy=8mm, h= 5.00 mm |
| **ZoomScan** | 5x5x7,dx=8mm dy=8mm dz=5mm,Complete/ndx=8mm dy=8mm, h= 5.00 mm |
| **Phantom** | Validation plane |
| **Device Position** | Body back(10mm) |
| **Band** | IEEE 802.11b ISM |
| **SURFACE SAR** | **VOLUME SAR** |
| 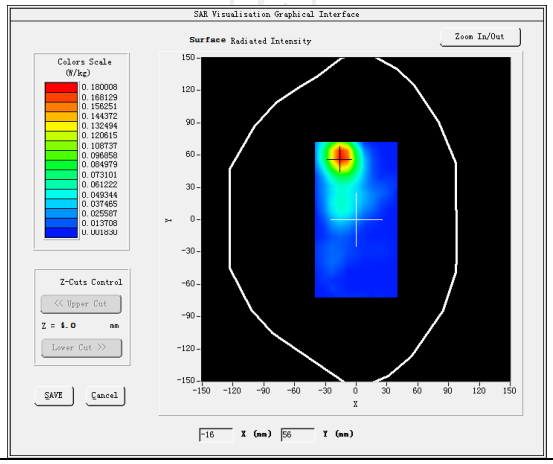 | 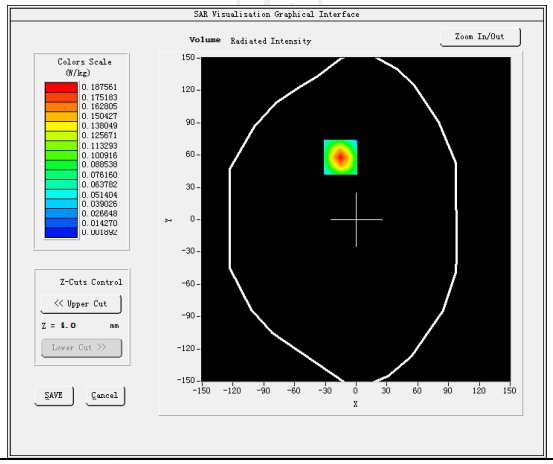 |
| **Maximum location: X=-15.00, Y=58.00 SAR Peak: 0.34 W/kg** | |
| **SAR 10g (W/Kg)** | 0.077530 |
| **SAR 1g (W/Kg)** | 0.293292 |
| 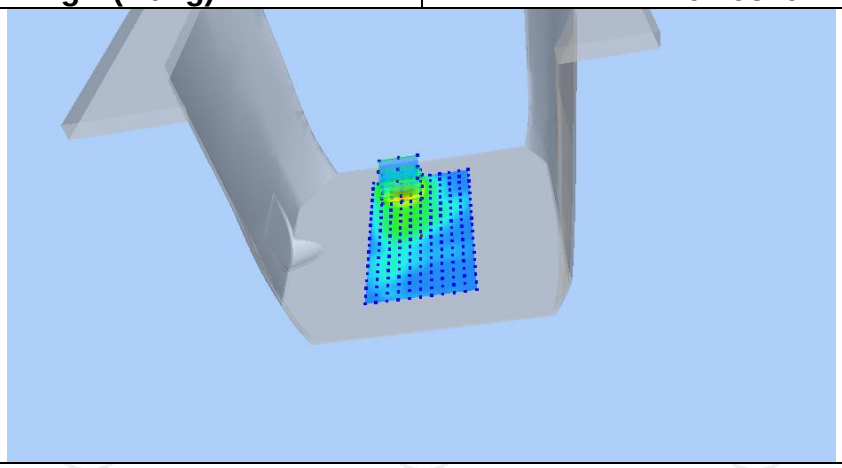 | |

| Z (mm) | 0.00 | 4.00 | 9.00 | 14.00 | 19.00 |
|---|---|---|---|---|---|
| SAR (W/Kg) | 0.3372 | 0.1876 | 0.0816 | 0.0317 | 0.0109 |

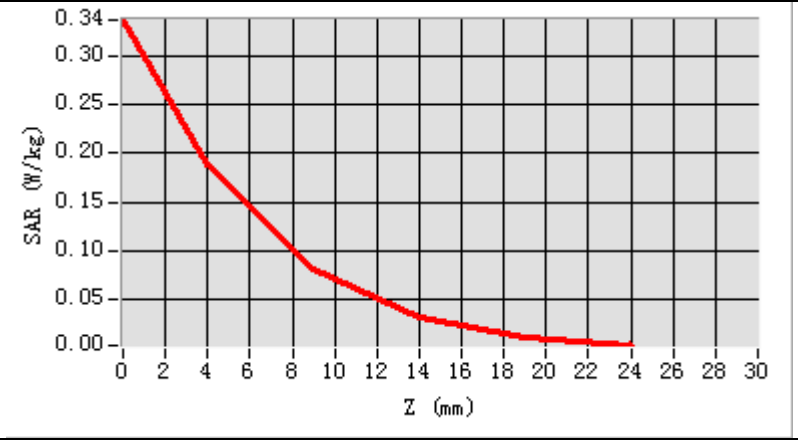


**Hot spot position**

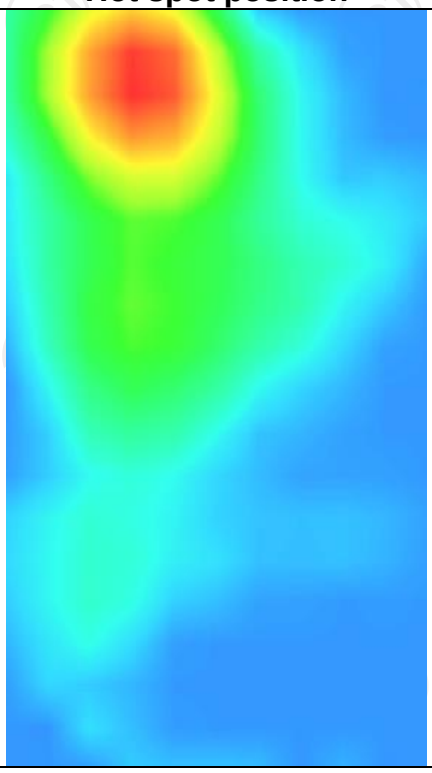

| MEASUREMENT 3 | |
|---|---|
| Lower Band SAR (Channel 01): | Date: 06/07/2023 |
| **Frequency (MHz)** | 2412.000000 |
| **Relative permittivity (real part)** | 37.821613 |
| **Relative permittivity (imaginary part)** | 13.546980 |
| **Conductivity (S/m)** | 1.834111 |
| **Variation (%)** | -2.110000 |
| **Crest Factor** | 1.0 |
| **Probe Conversion factor** | 2.31 |
| **E-Field Probe:** | SSE2 (SN 25/22 EPGO375) |
| **Area Scan** | dx=8mm dy=8mm, h= 5.00 mm |
| **ZoomScan** | 5x5x7,dx=8mm dy=8mm dz=5mm,Complete/ndx=8mm dy=8mm, h= 5.00 mm |
| **Phantom** | Validation plane |
| **Device Position** | Body back(10mm) |
| **Band** | IEEE 802.11b ISM(hotspot) |
| **SURFACE SAR** | **VOLUME SAR** |
| 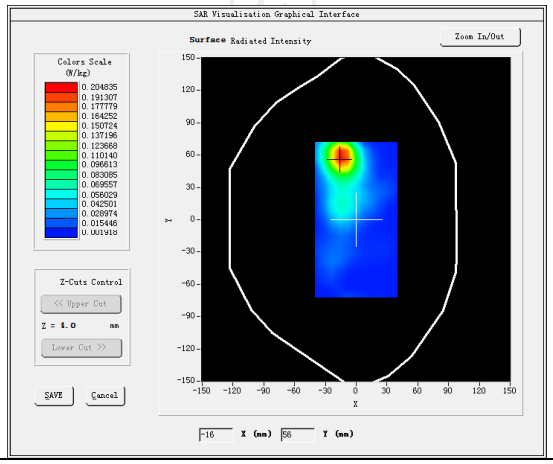 | 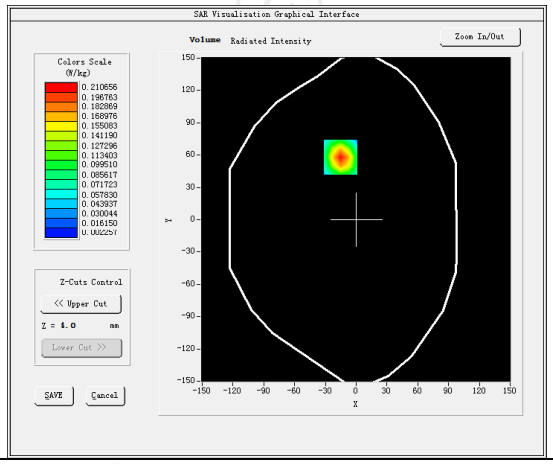 |
| **Maximum location: X=-15.00, Y=58.00 SAR Peak: 0.37 W/kg** | |
| **SAR 10g (W/Kg)** | 0.087182 |
| **SAR 1g (W/Kg)** | 0.323788 |
| 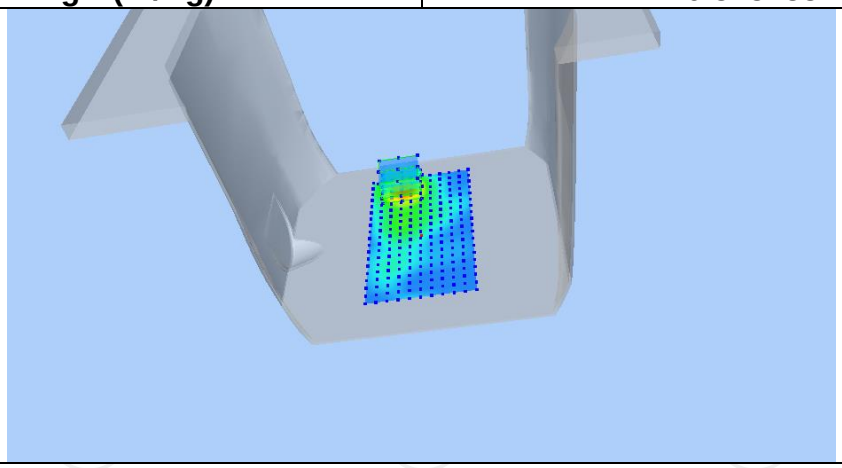 | |

| Z (mm) | 0.00 | 4.00 | 9.00 | 14.00 | 19.00 |
|---|---|---|---|---|---|
| SAR (W/Kg) | 0.3732 | 0.2107 | 0.0935 | 0.0368 | 0.0124 |

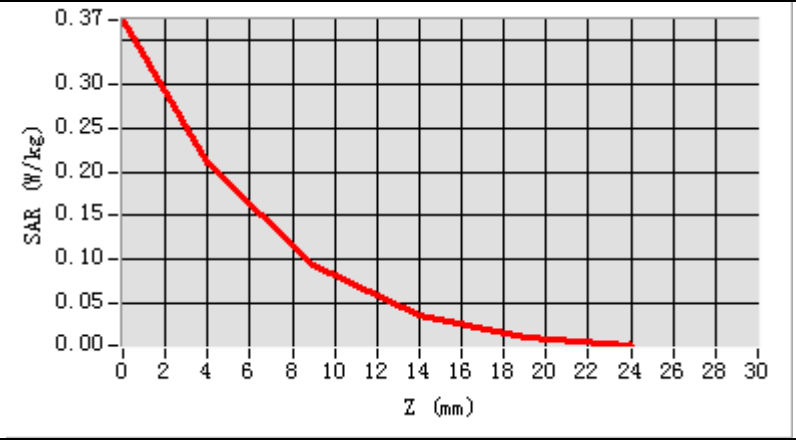


**Hot spot position**

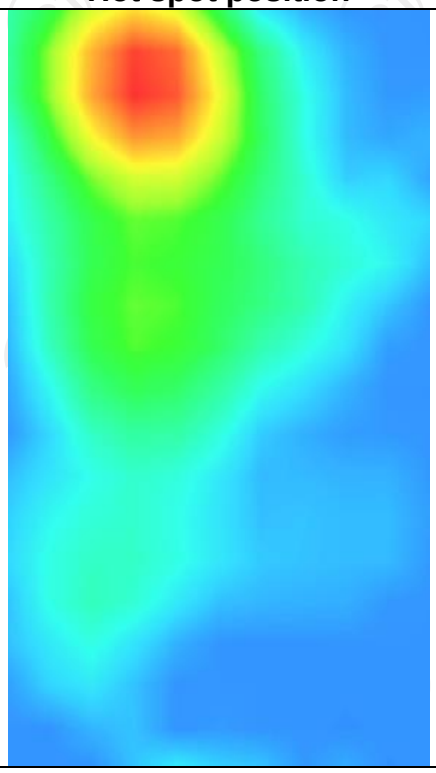

WLAN 5.2G

| MEASUREMENT 1 | |
|---|---|
| SAR (Channel 36): | Date: 06/12/2023 |
| **Frequency (MHz)** | 5180.000000 |
| **Relative permittivity (real part)** | 35.068832 |
| **Relative permittivity (imaginary part)** | 13.679428 |
| **Conductivity (S/m)** | 5.220788 |
| **Variation (%)** | -2.320000 |
| **Crest Factor** | 1.0 |
| **Probe Conversion factor** | 2.01 |
| **E-Field Probe:** | SSE2 (SN 25/22 EPGO375) |
| **Area Scan** | dx=8mm dy=8mm, h= 5.00 mm |
| **ZoomScan** | 5x5x7,dx=8mm dy=8mm dz=5mm,Complete/ndx=8mm dy=8mm, h= 5.00 mm |
| **Phantom** | Right head |
| **Device Position** | Cheek |
| **Band** | IEEE 802.11n HT80 ISM |
| **SURFACE SAR** | **VOLUME SAR** |
| 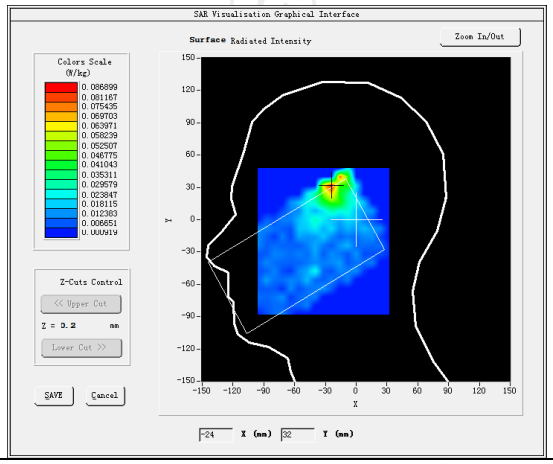 | 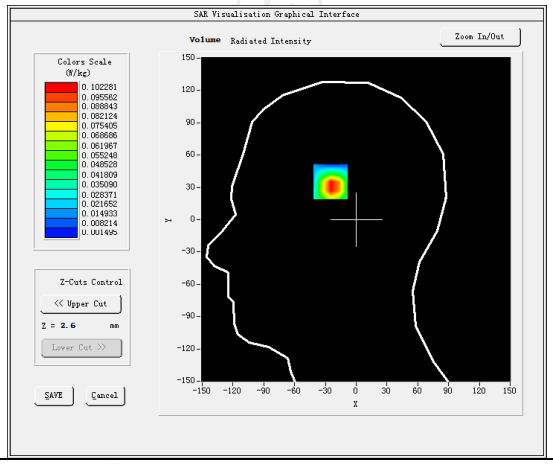 |
| **Maximum location: X=-25.00, Y=40.00 SAR Peak: 0.18 W/kg** | |
| **SAR 10g (W/Kg)** | 0.062740 |
| **SAR 1g (W/Kg)** | 0.133952 |

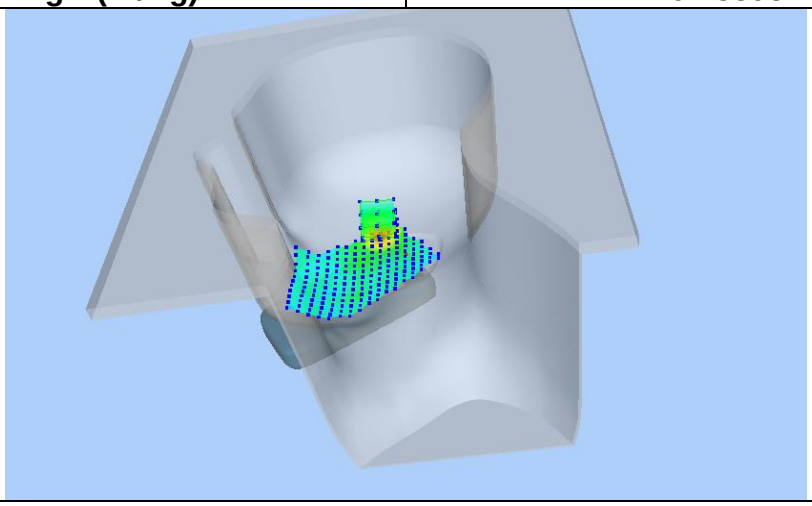

| Z (mm) | 0.00 | 4.00 | 9.00 | 14.00 | 19.00 |
|---|---|---|---|---|---|
| SAR (W/Kg) | 0.1621 | 0.1032 | 0.0510 | 0.0347 | 0.0210 |

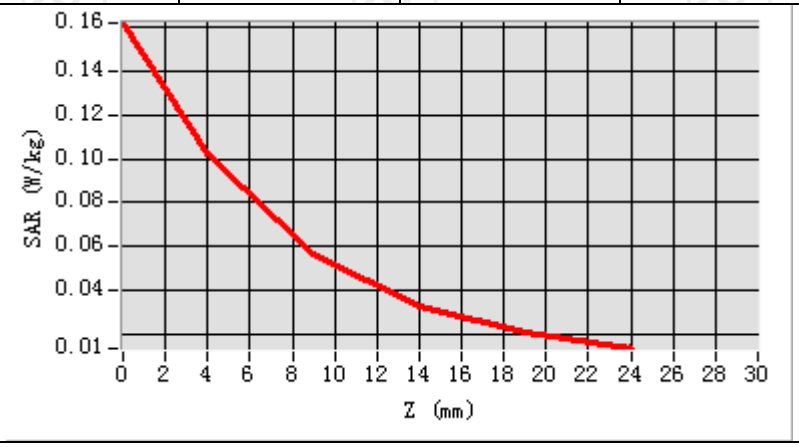


**Hot spot position**

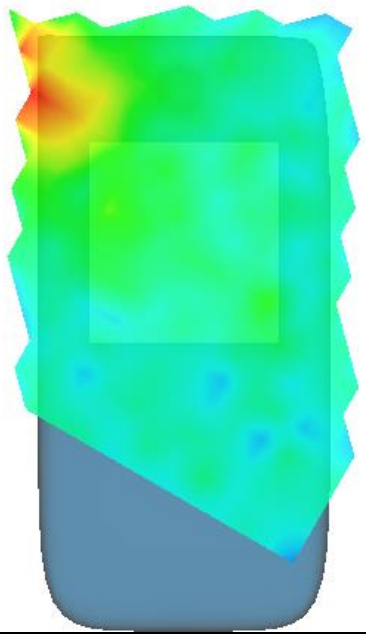

| MEASUREMENT 2 | |
|---|---|
| SAR (Channel 36): | Date: 06/12/2023 |
| **Frequency (MHz)** | 5180.000000 |
| **Relative permittivity (real part)** | 35.068832 |
| **Relative permittivity (imaginary part)** | 13.679428 |
| **Conductivity (S/m)** | 5.220788 |
| **Variation (%)** | -0.560000 |
| **Crest Factor** | 1.0 |
| **Probe Conversion factor** | 2.01 |
| **E-Field Probe:** | SSE2 (SN 25/22 EPGO375) |
| **Area Scan** | dx=8mm dy=8mm, h= 5.00 mm |
| **ZoomScan** | 5x5x7,dx=8mm dy=8mm dz=5mm,Complete/ndx=8mm dy=8mm, h= 5.00 mm |
| **Phantom** | Validation plane |
| **Device Position** | Body back(10mm) |
| **Band** | IEEE 802.11n HT80 ISM |
| **SURFACE SAR** | **VOLUME SAR** |
| 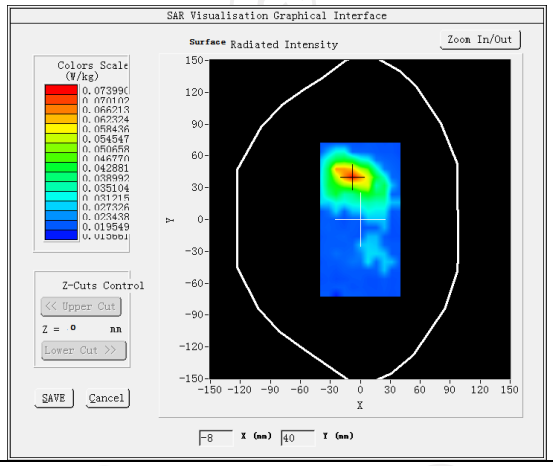 | 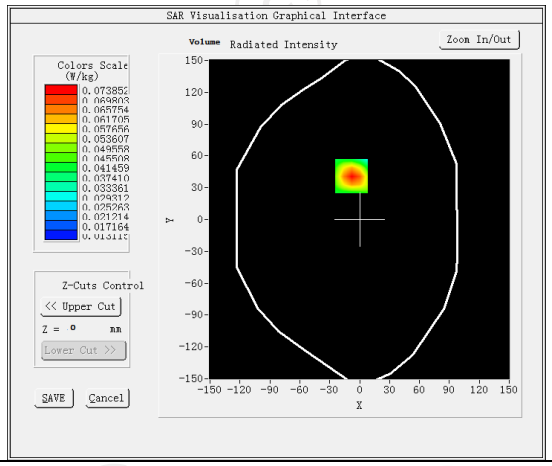 |
| **Maximum location: X=16.00, Y=63.00 SAR Peak: 0.10 W/kg** | |
| **SAR 10g (W/Kg)** | 0.140642 |
| **SAR 1g (W/Kg)** | 0.268531 |
| 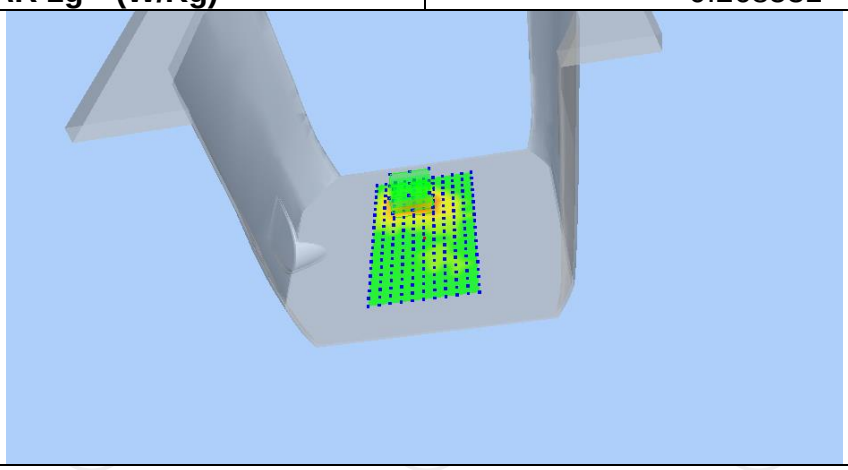 | |

| Z (mm) | 0.00 | 4.00 | 9.00 | 14.00 | 19.00 |
|---|---|---|---|---|---|
| SAR (W/Kg) | 0.3372 | 0.1876 | 0.0816 | 0.0317 | 0.0109 |

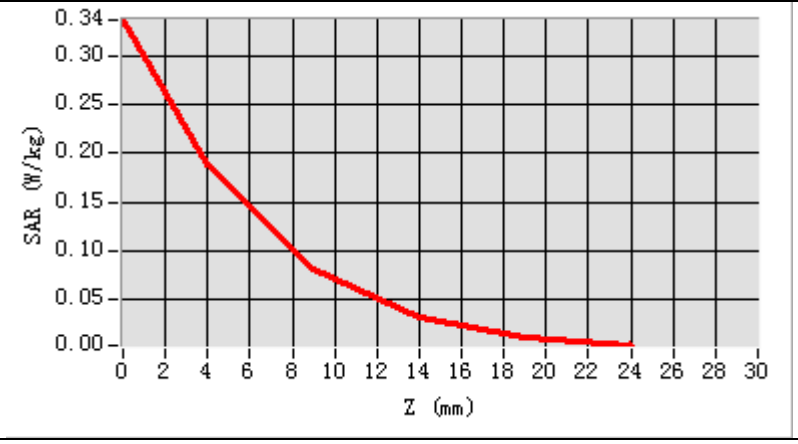


**Hot spot position**

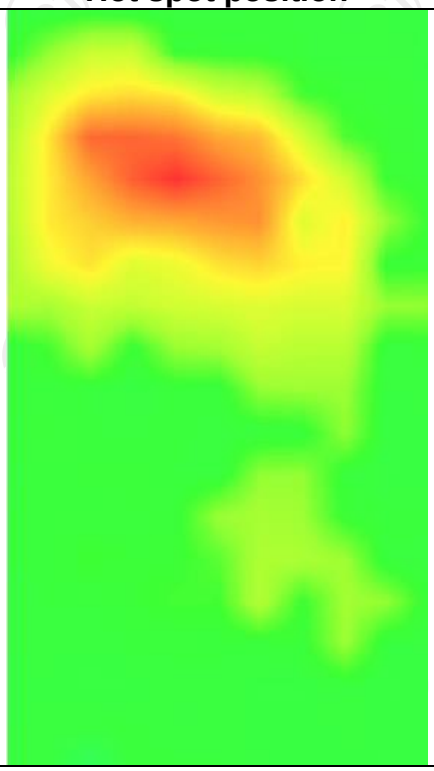

WLAN 5.8G

| MEASUREMENT 1 | |
|---|---|
| SAR (Channel 157): | Date: 06/19/2023 |
| **Frequency (MHz)** | 5785.000000 |
| **Relative permittivity (real part)** | 38.352823 |
| **Relative permittivity (imaginary part)** | 13.671675 |
| **Conductivity (S/m)** | 5.430828 |
| **Variation (%)** | -2.470000 |
| **Crest Factor** | 1.0 |
| **Probe Conversion factor** | 2.06 |
| **E-Field Probe:** | SSE2 (SN 25/22 EPGO375) |
| **Area Scan** | dx=8mm dy=8mm, h= 5.00 mm |
| **ZoomScan** | 5x5x7,dx=8mm dy=8mm dz=5mm,Complete/ndx=8mm dy=8mm, h= 5.00 mm |
| **Phantom** | Left head |
| **Device Position** | Cheek |
| **Band** | IEEE 802.11ac HT20 ISM |
| **SURFACE SAR** | **VOLUME SAR** |
| 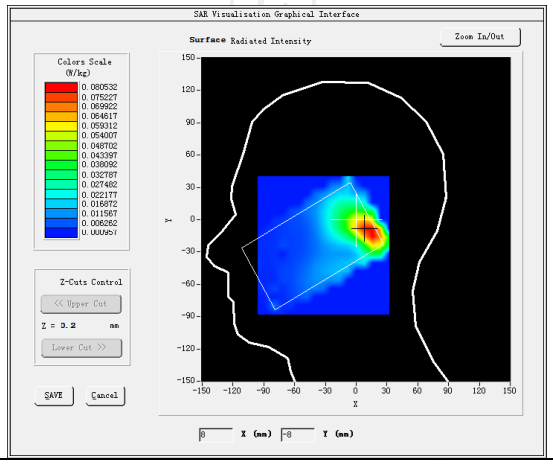 | 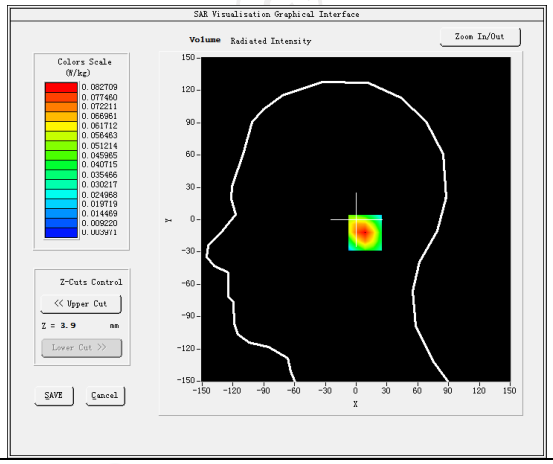 |
| **Maximum location: X=18.00, Y=-10.00 SAR Peak: 0.14 W/kg** | |
| **SAR 10g (W/Kg)** | 0.073032 |
| **SAR 1g (W/Kg)** | 0.124051 |
| 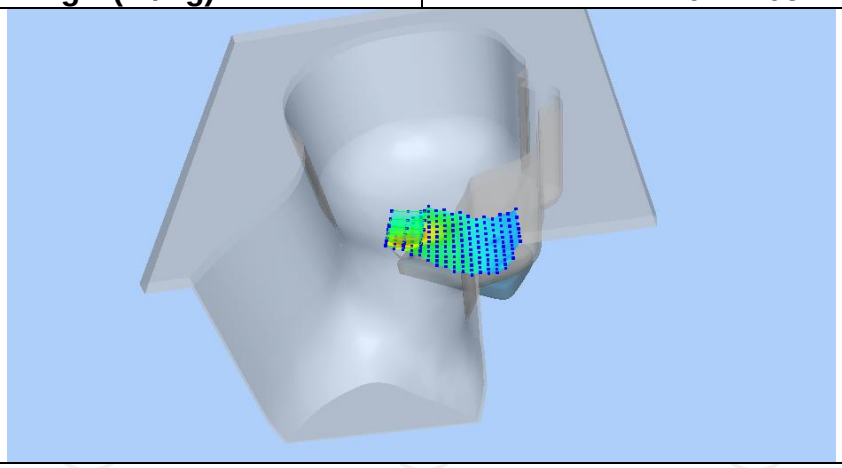 | |

| Z (mm) | 0.00 | 4.00 | 9.00 | 14.00 | 19.00 |
|---|---|---|---|---|---|
| SAR (W/Kg) | 0.1421 | 0.0830 | 0.0422 | 0.0220 | 0.0130 |

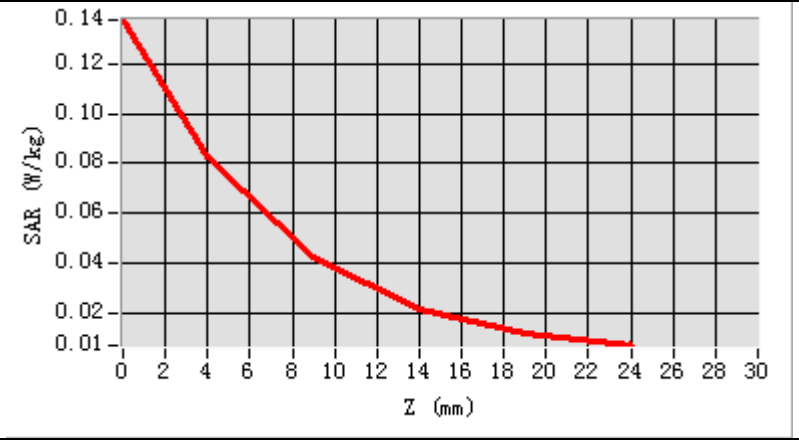


**Hot spot position**

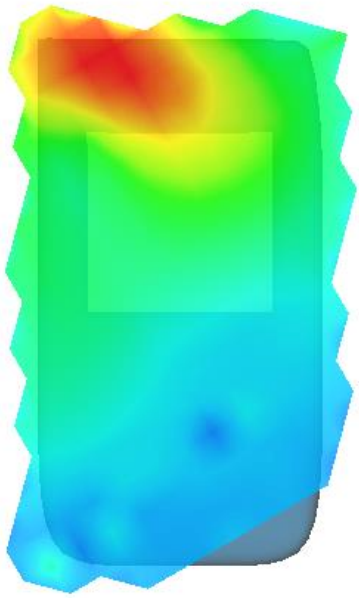

| MEASUREMENT 2 | |
|---|---|
| SAR (Channel 157): | Date: 06/12/2023 |
| **Frequency (MHz)** | 5785.000000 |
| **Relative permittivity (real part)** | 38.352823 |
| **Relative permittivity (imaginary part)** | 13.671675 |
| **Conductivity (S/m)** | 5.430828 |
| **Variation (%)** | -1.450000 |
| **Crest Factor** | 1.0 |
| **Probe Conversion factor** | 2.06 |
| **E-Field Probe:** | SSE2 (SN 25/22 EPGO375) |
| **Area Scan** | dx=8mm dy=8mm, h= 5.00 mm |
| **ZoomScan** | 5x5x7,dx=8mm dy=8mm dz=5mm,Complete/ndx=8mm dy=8mm, h= 5.00 mm |
| **Phantom** | Validation plane |
| **Device Position** | Body back(10mm) |
| **Band** | IEEE 802.11ac HT20 ISM |
| **SURFACE SAR** | **VOLUME SAR** |
| 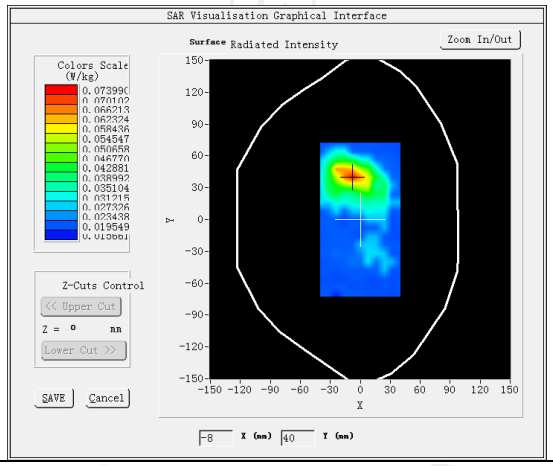 | 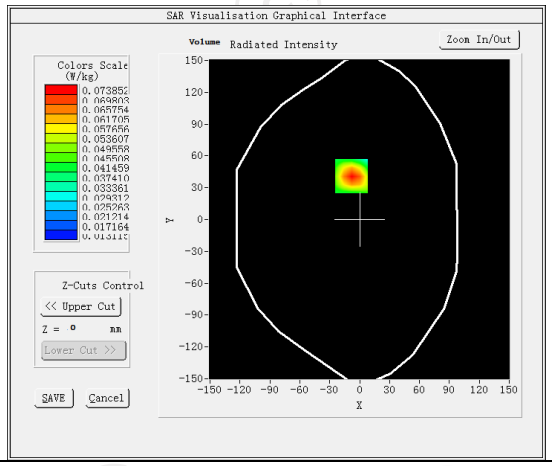 |
| **Maximum location: X=15.00, Y=60.00 SAR Peak: 0.34 W/kg** | |
| **SAR 10g (W/Kg)** | 0.151431 |
| **SAR 1g (W/Kg)** | 0.205420 |
| 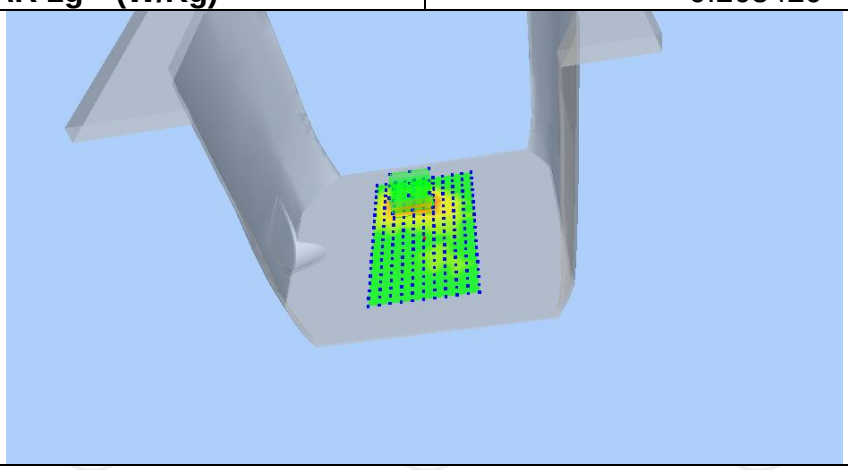 | |

| Z (mm) | 0.00 | 4.00 | 9.00 | 14.00 | 19.00 |
|---|---|---|---|---|---|
| SAR (W/Kg) | 0.3397 | 0.1890 | 0.0823 | 0.0317 | 0.0117 |

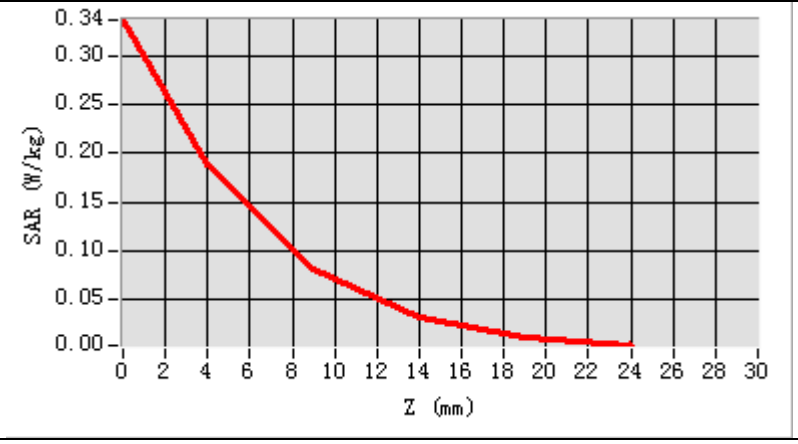

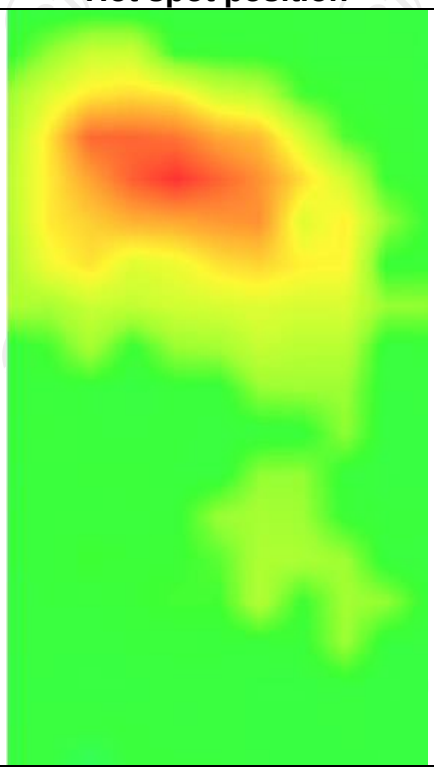
**Hot spot position**