TEST REPORT

Reference No......	:	WTX23X10215772W009
FCC ID.....	:	2BAHU2023024
Applicant	:	DIALN PRODUCTS INC
Address	:	8312 Page Ave, St. Louis, Missouri, 63130, USA
Manufacturer.....		The same as Applicant
Address		The same as Applicant
Product Name	:	Smart Phone
Model No......	:	Nova
Standards	:	FCC Part 2.1093 IEEE Std C95.1: 2019 IEEE Std C95.3: 2002 + Rev. 2008 IEC/IEEE 62209-1528 Ed. 1.0 (2020-10)
Date of Receipt sample....	:	2023-10-09
Date of Test.....	:	2023-10-09 to 2023-10-31
Date of Issue	:	2023-11-02
Test Report Form No.	:	WTX_IEEE_1528W
Test Result.....	:	**Pass**

Remarks:
The results shown in this test report refer only to the sample(s) tested, this test report cannot be reproduced, except in full, without prior written permission of the company. The report would be invalid without specific stamp of test institute and the signatures of approver.

Prepared By:
Waltek Testing Group (Shenzhen) Co., Ltd.
Address: 1/F., Room 101, Building 1, Hongwei Industrial Park, Liuxian 2nd Road,
Block 70 Bao'an District, Shenzhen, Guangdong, China
Tel.: +86-755-33663308 Fax.: +86-755-33663309 Email: sem@waltek.com.cn

Tested by:

Jack Sun

Jack Sun

Approved by:

Silin Chen

Silin Chen

TABLE OF CONTENTS

1. General Information 4
1.1 Product Description for Equipment Under Test (EUT) 4
1.2 Test Standards 8
1.3 Test Methodology 8
1.4 Test Facility 8
2. Summary of Test Results 9
3. Specific Absorption Rate (SAR) 10
3.1 Introduction 10
3.2 SAR Definition 10
4. SAR Measurement System 11
4.1 The Measurement System 11
4.2 Probe 11
4.3 Probe Calibration Process 13
4.4 Phantom 14
4.5 Device Holder 14
4.6 Test Equipment List 15
5. Tissue Simulating Liquids 16
5.1 Composition of Tissue Simulating Liquid 16
5.2 Tissue Dielectric Parameters for Head and Body Phantoms 17
5.3 Tissue Calibration Result 18
6. SAR Measurement Evaluation 19
6.1 Purpose of System Performance Check 19
6.2 System Setup 19
6.3 Validation Results 21
7. EUT Testing Position 22
7.1 Define Two Imaginary Lines on The Handset 22
7.2 Cheek Position 23
7.3 Tilted Position 23
7.4 Body Position 24
7.5 EUT Antenna Position 24
7.6 EUT Testing Position 25
8. SAR Measurement Procedures 26
8.1 Measurement Procedures 26
8.2 Spatial Peak SAR Evaluation 26
8.3 Area & Zoom Scan Procedures 27
8.4 Volume Scan Procedures 27
8.5 SAR Averaged Methods 27
8.6 Power Drift Monitoring 27
9. SAR Test Result 28
9.1 Conducted RF Output Power 28
9.2 Test Results for Standalone SAR Test 93
9.3 Simultaneous Multi-band Transmission SAR Analysis 112
10. Measurement Uncertainty 117
10.1 Uncertainty for SAR Test 117
Annex A. Plots of System Performance Check 119
Annex B. Plots of SAR Measurement 139
Annex C. EUT Photos 229
Annex D. Test Setup Photos 231
Annex E. Calibration Certificate 236

Report version

Version No.	Date of issue	Description
Rev.00	2023-10-02	Original
/	/	/

1. General Information

1.1 Product Description for Equipment Under Test (EUT)

General Description of EUT:	
Product Name:	Smart Phone
Brand Name:	DIALN
Model No.:	Nova
Adding Model(s):	/
Rated Voltage:	DC3.85V
Battery Capacity:	4000mAh
Power Adapter:	TPA-46050200UU Input: AC100-220V, 50/60Hz, 0.3A; Output: DC5V, 2.0A
Software Version:	/
Hardware Version:	/
Note: The test data is gathered from a production sample provided by the manufacturer.	

Technical Characteristics of EUT:	
2G	
Support Networks:	GSM, GPRS, EDGE
Support Band:	GSM850/PCS1900
Uplink Frequency:	GSM/GPRS/EDGE 850: 824~849MHz GSM/GPRS/EDGE 1900: 1850~1910MHz
Downlink Frequency:	GSM/GPRS/EDGE 850: 869~894MHz GSM/GPRS/EDGE 1900: 1930~1990MHz
RF Output Power:	**Normal:** GSM850:33.06dBm, GSM1900:29.54dBm EDGE850: 27.87dBm, EDGE1900: 26.33m **Receiver ON:** GSM1900: 23.69dBm, EDGE1900: 20.67
Type of Modulation:	GMSK, 8PSK
Type of Antenna:	Integral Antenna
Antenna Gain:	GSM850: -1.4dBi; GSM1900: -1.9dBi
GPRS/EDGE Class:	Class 12
3G	
Support Networks:	WCDMA, HSDPA, HSUPA
Support Band:	WCDMA Band 2, WCDMA Band 4, WCDMA Band 5
Uplink Frequency:	WCDMA Band 2: 1850~1910MHz WCDMA Band 4: 1710-1755MHz WCDMA Band 5: 824~849MHz
Downlink Frequency:	WCDMA Band 2: 1930~1990MHz WCDMA Band 4: 2110-2155MHz WCDMA Band 5: 869~894MHz
RF Output Power:	**Normal:** WCDMA Band 2: 22.12dBm, WCDMA Band 4: 23.24dBm, WCDMA Band 5: 23.42dBm **Receiver ON:** WCDMA Band 2: 16.96dBm, WCDMA Band 4: 17.98dBm
Type of Modulation:	BPSK, QPSK, 16QAM
Antenna Type:	Integral Antenna
Antenna Gain:	WCDMA Band 2: -1.9dBi, WCDMA Band 4: -1.6dBi, WCDMA Band 5: -1.4dBi
4G	
Support Networks:	FDD-LTE, TDD-LTE
Support Band:	FDD-LTE Band 2, 4, 5, 12,13, 17, 66, 71, TDD-LTE 41

Uplink Frequency:	FDD-LTE Band 2: Tx: 1850-1910MHz, FDD-LTE Band 4: Tx: 1710-1755MHz, FDD-LTE Band 5: Tx: 824-849MHz, FDD-LTE Band 12: Tx: 699-716MHz, FDD-LTE Band 13: Tx: 777-787MHz, FDD-LTE Band 17: Tx: 704-716MHz, TDD-LTE Band 41: Tx: 2496-2690MHz, FDD-LTE Band 66: Tx: 1710-1780MHz, FDD-LTE Band 71: Tx: 663-698MHz,
Downlink Frequency:	FDD-LTE Band 2: Rx: 1930-1990MHz, FDD-LTE Band 4: Rx: 2110-2155MHz, FDD-LTE Band 5: Rx: 869-894MHz, FDD-LTE Band 12: Rx: 729-746MHz, FDD-LTE Band 13: Rx: 746-756MHz, FDD-LTE Band 17: Rx: 734-746MHz, TDD-LTE Band 41: Rx: 2496-2690MHz, FDD-LTE Band 66: Rx: 2110-2200MHz, FDD-LTE Band 71: Rx: 617-652MHz,
RF Output Power:	**Normal:** FDD-LTE Band 2: 23.90dBm, FDD-LTE Band 4: 24.87dBm, FDD-LTE Band 5: 24.65dBm, FDD-LTE Band 12: 24.22dBm FDD-LTE Band 13: 24.06dBm, FDD-LTE Band 17: 24.14dBm TDD-LTE Band 41: 23.35dBm, FDD-LTE Band 66: 24.77dBm, FDD-LTE Band 71: 23.96dBm **Receiver ON:** FDD-LTE Band 2: 18.76dBm, FDD-LTE Band 4: 20.79dBm, FDD-LTE Band 66: 18.82dBm,
Type of Modulation:	QPSK, 16QAM
Antenna Type:	Integral Antenna
Antenna Gain:	FDD-LTE Band 2: -1.9dBi, FDD-LTE Band 4: -1.5dBi, FDD-LTE Band 5: -1.4dBi, FDD-LTE Band 12: -1.8dBi, FDD-LTE Band 13: -1.8dBi, FDD-LTE Band 17: -1.8dBi, TDD-LTE Band 41: : -1.2dBi, FDD-LTE Band 66: -1.6dBi, FDD-LTE Band 71: -2.2dBi
WIFI(2.4GHz)	
Support Standards:	802.11b, 802.11g, 802.11n-HT20, 802.11n-HT40
Frequency Range:	2412-2462MHz for 11b/g/n(HT20), 2422-2452MHz for 11n(HT40)
RF Output Power:	15.56dBm (Conducted)
Type of Modulation:	CCK, OFDM, QPSK, BPSK, 16QAM, 64QAM
Quantity of Channels:	11 for 802.11b/g/n(HT20) ; 7 for 802.11n(HT40)
Channel Separation:	5MHz
Antenna Type:	Integral Antenna

Antenna Gain:	-1.3dBi
Bluetooth	
Bluetooth Version:	Bluetooth V5.0
Frequency Range:	2402-2480MHz
RF Output Power:	3.81dBm(Conducted)
Data Rate:	1Mbps, 2Mbps, 3Mbps
Modulation:	GFSK, π/4 DQPSK, 8DPSK
Quantity of Channels:	79/40
Channel Separation:	1MHz/2MHz
Antenna Type:	Integral Antenna
Antenna Gain:	-1.3dBi
WIFI(5GHz)	
Support Standards:	802.11a, 802.11n(HT20) , 802.11n-HT40, 802.11ac-VHT80
Frequency Range:	5150-5250MHz, 5250-5350MHz, 5470-5725MHz, 5725-5850MHz
RF Output Power:	15.82dBm (Conducted)
Type of Modulation:	QPSK, 16QAM, 64QAM
Type of Antenna:	Integral Antenna
Antenna Gain:	-2.1dBi
Note: The Antenna Gain is provided by the customer and can affect the validity of results.	

1.2 Test Standards

The following report is accordance with FCC 47 CFR Part 2.1093, IEEE Std C95.1: 2019, IEEE Std C95.3: 2002 + Rev. 2008, IEC/IEEE 62209-1528 Ed. 1.0 (2020-10), KDB 447498 D01 v06, KDB 648474 D04 v01r03, KDB 248227 D01 v02r02, KDB 941225 D01 v03r01, KDB 941225 D05 v02r05 , and KDB 865664 D01 v01r04 and KDB 865664 D02 v01r02.

The objective is to determine compliance with FCC Part 2.1093 of the Federal Communication Commissions rules.

Maintenance of compliance is the responsibility of the manufacturer. Any modification of the product, which is result in lowering the emission, should be checked to ensure compliance has been maintained.

1.3 Test Methodology

All measurements contained in this report were conducted with KDB 865664 D01 v01r04 and KDB 865664 D02 v01r02. The public notice KDB 447498 D01 v06 for Mobile and Portable Devices RF Exposure Procedure also.

1.4 Test Facility

Address of the test laboratory
Laboratory: Waltek Testing Group (Shenzhen) Co., Ltd.
Address: 1/F., Room 101, Building 1, Hongwei Industrial Park, Liuxian 2nd Road,Block 70 Bao'an District, Shenzhen, Guangdong, China

FCC – Registration No.: 125990
Waltek Testing Group (Shenzhen) Co., Ltd. EMC Laboratory has been registered and fully described in a report filed with the FCC (Federal Communications Commission). The acceptance letter from the FCC is maintained in our files. The Designation Number is CN5010.Test Firm Registration Number is 125990.

Industry Canada (IC) Registration No.: 11464A
The 3m Semi-anechoic chamber of Waltek Testing Group (Shenzhen) Co., Ltd. has been registered by Certification and Engineering Bureau of Industry Canada for radio equipment testing with Registration No.: 11464A.

2. Summary of Test Results

The maximum results of Specific Absorption Rate (SAR) have found during testing are as follows:

Frequency Band	Head SAR	Body-worn (10mm Gap)	Hotspot (10mm Gap)	SAR_{1g} Limit (W/kg)
	Maximum SAR_{1g} (W/kg)	Maximum SAR_{1g} (W/kg)	Maximum SAR_{1g} (W/kg)	
GSM	0.450	0.344	0.517	1.6
WCDMA	0.217	0.710	0.710	1.6
LTE	0.413	**1.038**	**1.038**	1.6
WLAN 2.4GHz	0.255	0.115	0.201	1.6
WLAN 5GHz	**0.463**	0.241	0.352	1.6
Simultaneous Transmission	0.913	1.279	**1.279**	1.6

Remark:

The device is in compliance with Specific Absorption Rate (SAR) for general population/uncontrolled exposure limits (1.6 W/kg) specified in FCC 47 CFR Part 2.1093 and IEEE Std C95.1: 2019, and had been tested in accordance with the measurement methods and procedure specified in IEC/IEEE 62209-1528 Ed. 1.0 (2020-10) and KDB 865664 D01 v01r04 and KDB 865664 D02 v01r02.

3. Specific Absorption Rate (SAR)

3.1 Introduction

SAR is related to the rate at which energy is absorbed per unit mass in an object exposed to a radio field. The SAR distribution in a biological body is complicated and is usually carried out by experimental techiques or numerical modeling. The standard recommends limits for two tiers of groups, occupational/controlled and general population/uncontrolled, based on a person's awareness and ability to exercise control over his or her exposure. In general, occupational/controlled exposure limits are higher than the limits for general population/uncontrolled.

3.2 SAR Definition

The SAR definition is the time derivative (rate) of the incremental energy (dW) absorbed by (dissipated in) an incremental mass (dm) contained in a volume element (dv) of a given density (ρ). The equation description is as below:

$$\mathbf{SAR} = \frac{\mathbf{d}}{\mathbf{dt}}\left(\frac{\mathbf{dW}}{\mathbf{dm}}\right) = \frac{\mathbf{d}}{\mathbf{dt}}\left(\frac{\mathbf{dW}}{\boldsymbol{\rho}\mathbf{dv}}\right)$$

SAR is expressed in units of Watts per kilogram (W/kg)
SAR measurement can be either related to the temperature elevation in tissue by

$$\mathbf{SAR} = \mathbf{C}\left(\frac{\boldsymbol{\delta}\mathbf{T}}{\boldsymbol{\delta}\mathbf{t}}\right)$$

Where: C is the specific heat capacity, δ T is the temperature rise and δ t is the exposure duration, or related to the
electrical field in the tissue by

$$\mathbf{SAR} = \frac{\boldsymbol{\sigma}|\mathbf{E}|^2}{\boldsymbol{\rho}}$$

Where: σ is the conductivity of the tissue, ρ is the mass density of the tissue and E is the RMS electrical field strength.

However for evaluating SAR of low power transmitter, electrical field measurement is typically applied.

4. SAR Measurement System

4.1 The Measurement System

Comosar is a system that is able to determine the SAR distribution inside a phantom of human being according to different standards. The Comosar system consists of the following items:
- Main computer to control all the system
- 6 axis robot
- Data acquisition system
- Miniature E-field probe
- Phone holder
- Head simulating tissue

The following figure shows the system.

The EUT under test operating at the maximum power level is placed in the phone holder, under the phantom, which is filled with head simulating liquid. The E-Field probe measures the electric field inside the phantom. The OpenSAR software computes the results to give a SAR value in a 1g or 10g mass.

4.2 Probe

For the measurements the Specific Dosimetric E-Field Probe SSE2 SN 18/21 EPGO356, and refer to the calibration report for probe parameters.

Probe calibration is realized, in compliance with EN 62209-1 and IEC/IEEE 62209-1528 Ed. 1.0 (2020-10) STD, with CALISAR, Antenna proprietary calibration system. The calibration is performed with the EN 62209-1 annexes technique using reference guide at the five frequencies.

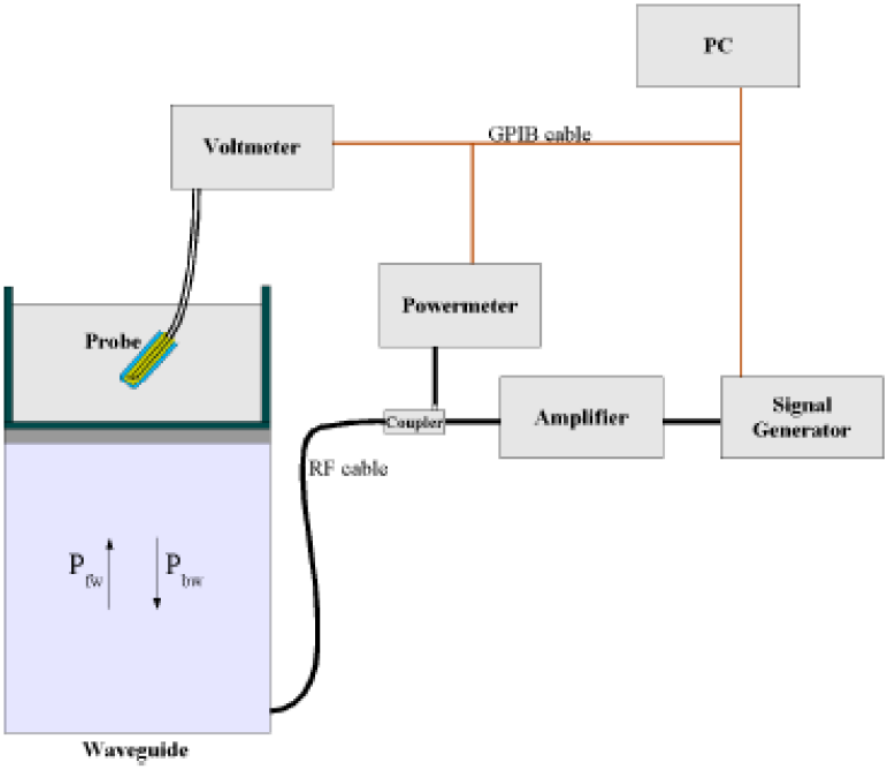

$$SAR = \frac{4\left(P_{fw} - P_{bw}\right)}{ab\delta} \cos^2\left(\pi \frac{y}{a}\right) e^{-(2z/\delta)}$$

Where :

Pfw = Forward Power

Pbw = Backward Power

a and b =Waveguide dimensions

I = Skin depth

Keithley configuration:

Rate = Medium; Filter = ON; RDGS = 10; Filter type = Moving Average; Range auto after each calibration, a SAR measurement is performed on a validation dipole and compared with a NPL calibrated probe, to verify it. The calibration factors, CF(N), for the 3 sensors corresponding to dipole 1, dipole 2 and dipole 3 are:

CF(N)=SAR(N)/Vlin(N) (N=1,2,3)

The linearised output voltage Vlin(N) is obtained from the displayed output voltage V(N) using

Vlin(N)=V(N)*(1+V(N)/DCP(N)) (N=1,2,3)

where DCP is the diode compression point in mV.

4.3 Probe Calibration Process

Dosimetric Assessment Procedure

Each E-Probe/Probe Amplifier combination has unique calibration parameters. SATIMO Probe calibration procedure is conducted to determine the proper amplifier settings to enter in the probe parameters. The amplifier settings are determined for a given frequency by subjecting the probe to a known E-field density (1 mW/cm2) using an with CALISAR, Antenna proprietary calibration system.

Free Space Assessment Procedure

The free space E-field from amplified probe outputs is determined in a test chamber. This calibration can be performed in a TEM cell if the frequency is below 1 GHz and in a waveguide or other methodologies above 1 GHz for free space. For the free space calibration, the probe is placed in the volumetric center of the cavity and at the proper orientation with the field. The probe is rotated 360 degrees until the three channels show the maximum reading. The power density readings equates to 1mW/cm2.

Temperature Assessment Procedure

E-field temperature correlation calibration is performed in a flat phantom filled with the appropriate simulated head tissue. The E-field in the medium correlates with the temperature rise in the dielectric medium. For temperature correlation calibration a RF transparent thermistor-based temperature probe is used in conjunction with the E-field probe.

$$SAR = C\frac{\Delta T}{\Delta t}$$

Where:

Δt = exposure time (30 seconds),

C = heat capacity of tissue (brain or muscle),

ΔT = temperature increase due to RF exposure.

SAR is proportional to ΔT/Δt, the initial rate of tissue heating, before thermal diffusion takes place. The electric field in the simulated tissue can be used to estimate SAR by equating the thermally derived SAR to that with the E- field component.

$$SAR = \frac{|E|^2 \cdot \sigma}{\rho}$$

Where:
σ = simulated tissue conductivity,
ρ = Tissue density (1.25 g/cm3 for brain tissue)

4.4 Phantom

For the measurements the Specific Anthropomorphic Mannequin (SAM) defined by the IEEE SCC-34/SC2 group is used. The phantom is a polyurethane shell integrated in a wooden table. The thickness of the phantom amounts to 2mm +/- 0.2mm. It enables the dosimetric evaluation of left and right phone usage and includes an additional flat phantom part for the simplified performance check. The phantom set-up includes a cover, which prevents the evaporation of the liquid.

4.5 Device Holder

The positioning system allows obtaining cheek and tilting position with a very good accuracy. In compliance with CENELEC, the tilt angle uncertainty is lower than 1°.

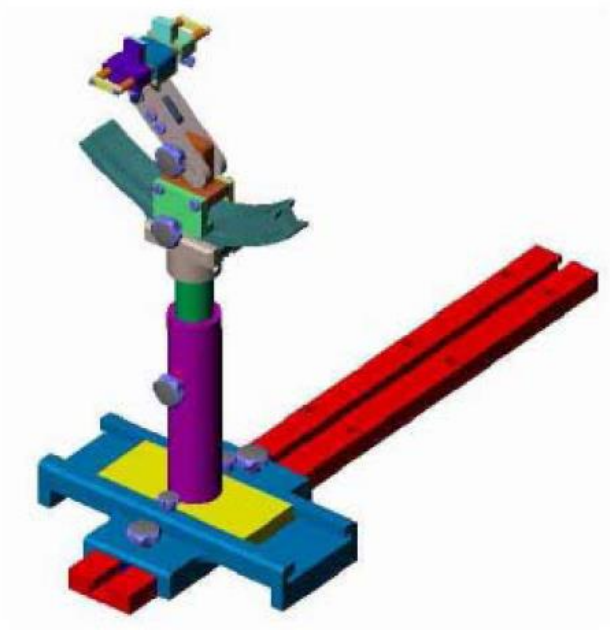

System Material	Permittivity	Loss Tangent
Delrin	3.7	0.005

4.6 Test Equipment List

Description	Manufacturer	Model	Serial Number	Cal. Date	Due. Date
E-Field Probe	MVG	SSE2	SN 18/21 EPGO356	2023-07-07	2024-07-06
750MHz Dipole	MVG	SID750	SN 47/12 DIP	2023-08-20	2026-08-19
835MHz Dipole	MVG	SID835	SN 47/12 DIP	2023-08-20	2026-08-19
1800MHz Dipole	MVG	SID1800	SN 47/12 DIP	2023-08-20	2026-08-19
1900MHz Dipole	MVG	SID1900	SN 47/12 DIP	2023-08-20	2026-08-19
2450MHz Dipole	MVG	SID2450	SN 13/15 DIP	2023-08-20	2026-08-19
2600MHz Dipole	MVG	SID2600	SN 28/21 DIP	2021-07-16	2024-07-15
5 GHz Dipole	MVG	SID5000	SN 02/21 DIP	2021-07-21	2024-07-20
Dielectric Probe	SATIMO	SCLMP	SN 47/12 OCPG49	2023-02-25	2024-02-24
SAM Phantom	SATIMO	SAM	SN/ 47/12 SAM95	N/A	N/A
Multi Meter	Keithley	Keithley 2000	4006367	2023-02-25	2024-02-24
Power meter	Keithley	3500	JC-2017-09-001(A)	2023-02-25	2024-02-24
Power meter	Keithley	3500	JC-2017-09-001(B)	2023-02-25	2024-02-24
Power Sensor	HP	11636B	JC-2017-10-002	2023-02-25	2024-02-24
EXG Analog Signal Generator	KEYSIGHT	N5173B	MY61252892	2023-02-25	2024-02-24
Universal Tester	Rohde & Schwarz	CMU200	112315	2023-02-25	2024-02-24
Universal Radio Communication Tester	Rohde & Schwarz	CMW500	148650	2023-02-25	2024-02-24
Network Analyzer	HP	8753C	2901A00831	2023-02-25	2024-02-24

5. Tissue Simulating Liquids

5.1 Composition of Tissue Simulating Liquid

For the measurement of the field distribution inside the SAM phantom with SMTIMO, the phantom must be filled with around 25 liters of homogeneous body tissue simulating liquid. For head SAR testing, the liquid height from the ear reference point (ERP) of the phantom to the liquid top surface is larger than 15 cm. For body SAR testing, the liquid height from the center of the flat phantom to the liquid top surface is larger than 15 cm. Please see the following photos for the liquid height.



Liquid Height for Head/Body SAR

The Composition of Tissue Simulating Liquid

Frequency (MHz)	Water (%)	Salt (%)	Sugar (%)	HEC (%)	Preventol (%)	DGBE (%)
Head/Body						
750	41.1	1.4	57.0	0.2	0.3	0
835	40.3	1.4	57.9	0.2	0.2	0
1700-1900	55.2	0.3	0	0	0	44.5
2450	55.0	0.1	0	0	0	44.9
2600	54.9	0.1	0	0	0	45.0

Frequency (MHz)	Water (%)	Hexyl Carbitol (%)	Triton X-100 (%)
Head/Body			
5200-5800	65.52	17.24	17.24

5.2 Tissue Dielectric Parameters for Head and Body Phantoms

According to FCC KDBs, IEC/IEEE 62209-1528 Ed. 1.0 (2020-10) and CEI/IEC 62209 standards state that the system validation measurements must be performed using a reference dipole meeting the fore mentioned return loss and mechanical dimension requirements. The validation measurement must be performed against a liquid filled flat phantom, with the phantom constructed as outlined in the fore mentioned standards. Per the standards, the dipole shall be positioned below the bottom of the phantom, with the dipole length centered and parallel to the longest dimension of the flat phantom, with the top surface of the dipole at the described distance from the bottom surface of the phantom.

Target Frequency (MHz)	**Head**		**Body**	
	Conductivity (σ)	**Permittivity** (ε_r)	**Conductivity** (σ)	**Permittivity** (ε_r)
150	0.76	52.3	0.80	61.9
300	0.87	45.3	0.92	58.2
450	0.87	43.5	0.94	56.7
750	**0.89**	**41.9**	**0.96**	**55.5**
835	**0.90**	**41.5**	**0.97**	**55.2**
900	0.97	41.5	1.05	55.0
915	0.98	41.5	1.06	55.0
1450	1.20	40.5	1.30	54.0
1610	1.29	40.3	1.40	53.8
1800-2000	**1.40**	**40.0**	**1.52**	**53.3**
2450	**1.80**	**39.2**	**1.95**	**52.7**
2600	**1.96**	**39.0**	**2.16**	**52.5**
3000	2.40	38.5	2.73	52.0
5200	**4.66**	**36.0**	**5.30**	**49.0**
5400	**4.86**	**35.8**	**5.53**	**48.7**
5600	**5.07**	**35.5**	**5.77**	**48.5**
5800	**5.27**	**35.3**	**6.00**	**48.2**

5.3 Tissue Calibration Result

The dielectric parameters of the liquids were verified prior to the SAR evaluation using COMOSAR Dielectric Probe Kit and an Agilent Network Analyzer.

Calibration Result for Dielectric Parameters of Tissue Simulating Liquid

Head Tissue Simulating Liquid									
Freq. MHz.	Temp. (℃)	Conductivity			Permittivity			Limit (%)	Date
		Reading (σ)	Target (σ)	Delta (%)	Reading (ε r)	Target (ε r)	Delta (%)		
750	22.2	0.87	0.89	-2.25	41.14	41.90	-1.81	±5	2023-10-26
835	22.2	0.89	0.90	-1.11	40.83	41.50	-1.61	±5	2023-10-26
1800	22.4	1.39	1.40	-0.71	39.51	40.00	-1.23	±5	2023-10-27
1900	22.4	1.39	1.40	-0.71	39.11	40.00	-2.23	±5	2023-10-27
2450	22.3	1.78	1.80	-1.11	38.52	39.20	-1.73	±5	2023-10-28
2600	22.3	1.93	1.96	-1.53	39.64	39.00	1.64	±5	2023-10-28
5200	22.5	4.64	4.66	-0.43	36.22	36.00	0.61	±5	2023-10-29
5400	22.5	4.87	4.86	0.21	36.58	35.80	2.18	±5	2023-10-29
5600	22.3	5.11	5.07	0.79	36.63	35.50	3.18	±5	2023-10-30
5800	22.3	5.28	5.27	0.19	36.74	35.30	4.08	±5	2023-10-30

6. SAR Measurement Evaluation

6.1 Purpose of System Performance Check

The system performance check verifies that the system operates within its specifications. System and operator errors can be detected and corrected. It is recommended that the system performance check be performed prior to any usage of the system in order to guarantee reproducible results. The system performance check uses normal SAR measurements in a simplified setup with a well characterized source. This setup was selected to give a high sensitivity to all parameters that might fail or vary over time. The system check does not intend to replace the calibration of the components, but indicates situations where the system uncertainty is exceeded due to drift or failure.

6.2 System Setup

In the simplified setup for system evaluation, the EUT is replaced by a calibrated dipole and the power source is replaced by a continuous wave which comes from a signal generator at frequency 835MHz ,1800MHz, 1900MHz 2450MHz,2600MHz,and 5GHz. The calibrated dipole must be placed beneath the flat phantom section of the SAM twin phantom with the correct distance holder. The distance holder should touch the phantom surface with a light pressure at the reference marking and be oriented parallel to the long side of the phantom.

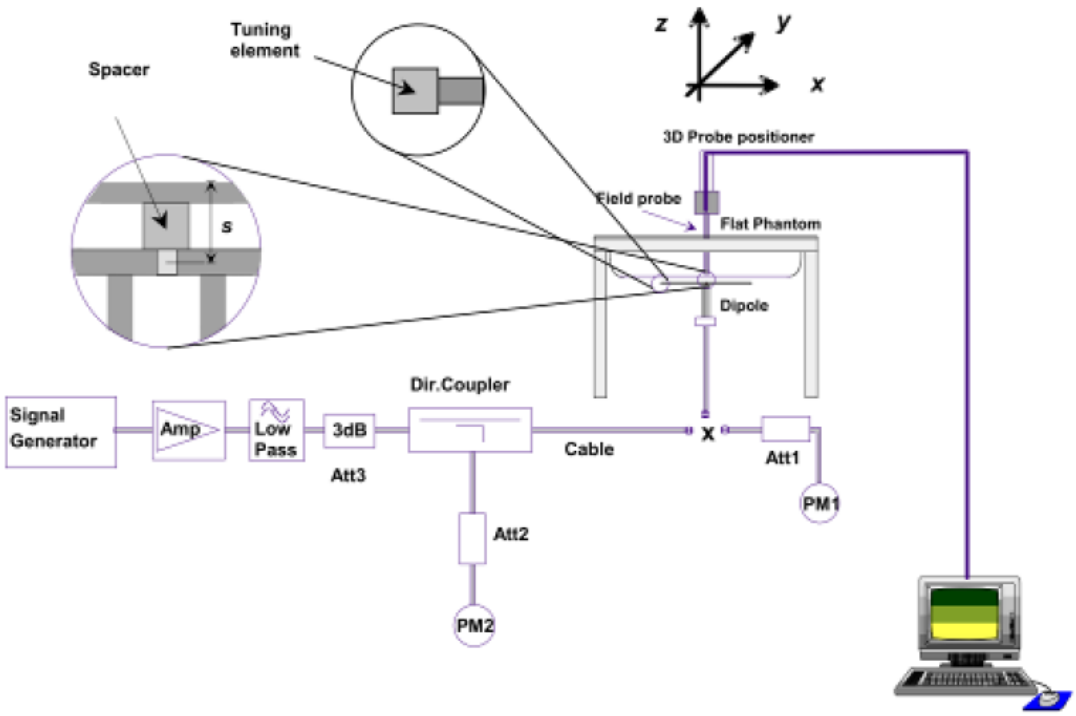

System Verification Setup Block Diagram

Setup Photo of Dipole Antenna

The output power on dipole port must be calibrated to 24 dBm(250 mW) before dipole is connected.

6.3 Validation Results

Comparing to the original SAR value provided by SATIMO, the validation data should be within its specification of 10 %. Table 6.1 shows the target SAR and measured SAR after normalized to 1W input power. The table below indicates the system performance check can meet the variation criterion.

Frequency	Power	Targeted SAR_{1g}	Measured SAR_{1g}	Normalized SAR_{1g}	Tolerance	Date
(MHz)	(mw)	(W/kg)	(W/kg)	(W/kg)	(%)	
750	250	8.78	2.051	8.204	-6.56	2023-10-26
835	250	9.65	2.210	8.84	-8.39	2023-10-26
1800	250	38.76	10.223	40.892	5.50	2023-10-27
1900	250	39.59	9.624	38.496	-2.76	2023-10-27
2450	250	50.33	12.126	48.504	-3.63	2023-10-28
2600	250	56.81	14.815	59.26	4.31	2023-10-28
5200	250	75.31	18.567	74.268	-1.38	2023-10-29
5400	250	79.56	18.979	75.916	-4.58	2023-10-29
5600	250	78.31	19.008	76.032	-2.91	2023-10-30
5800	250	78.05	18.087	72.348	-7.31	2023-10-30

Remark: Referring toIEC/IEEE 62209-1528 Ed. 1.0 (2020-10), the system check shall be performed at a test frequency that is within ±10% or ±100 MHz of the compliance test mid-band frequency, so the 1750 MHz system verification is made of 1800MHz Dipole.

Targeted and Measurement SAR

Please refer to Annex A for the plots of system performance check.

7. EUT Testing Position

7.1 Define Two Imaginary Lines on The Handset

(a) The vertical centerline passes through two points on the front side of the handset - the midpoint of the width w_t of the handset at the level of the acoustic output, and the midpoint of the width w_b of the bottom of the handset.

(b) The horizontal line is perpendicular to the vertical centerline and passes through the center of the acoustic output. The horizontal line is also tangential to the face of the handset at point A.

(c) The two lines intersect at point A. Note that for many handsets, point A coincides with the center of the acoustic output; however, the acoustic output may be located elsewhere on the horizontal line. Also note that the vertical centerline is not necessarily parallel to the front face of the handset, especially for clamshell handsets, handsets with flip covers, and other irregularly shaped handsets.

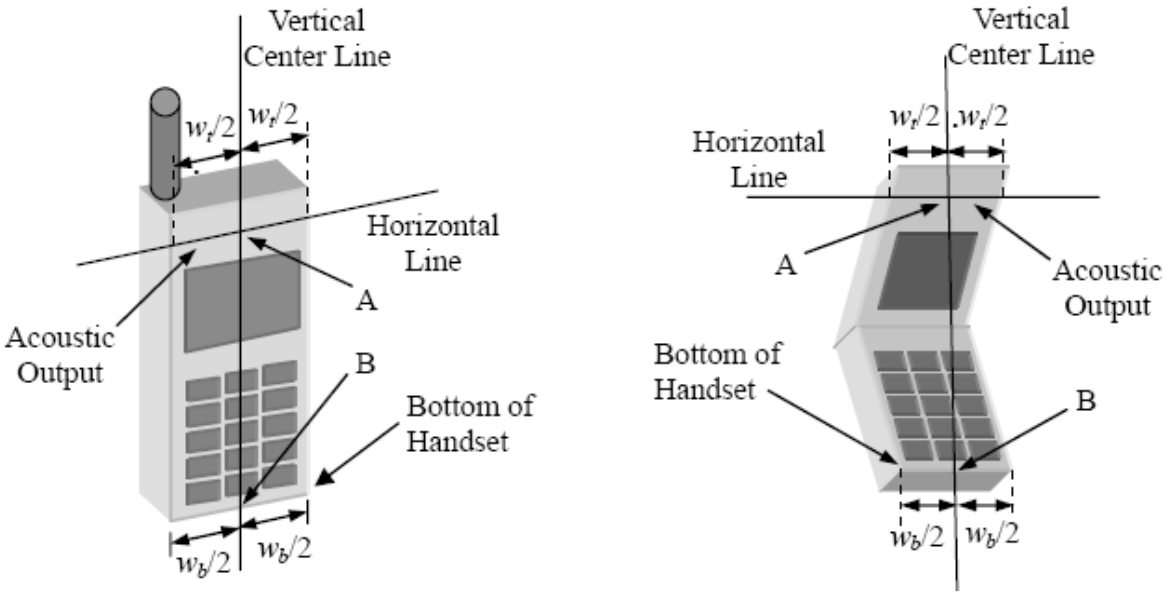

Illustration for Handset Vertical and Horizontal Reference Lines

7.2 Cheek Position

(a) To position the device with the vertical center line of the body of the device and the horizontal line crossing the center piece in a plane parallel to the sagittal plane of the phantom. While maintaining the device in this plane, align the vertical center line with the reference plane containing the three ear and mouth reference point (M: Mouth, RE: Right Ear, and LE: Left Ear) and align the center of the ear piece with the line RE-LE.
(b) To move the device towards the phantom with the ear piece aligned with the line LE-RE until the phone touched the ear. While maintaining the device in the reference plane and maintaining the phone contact with the ear, move the bottom of the phone until any point on the front side is in contact with the cheek of the phantom or until contact with the ear is lost (see Fig. 7.2).

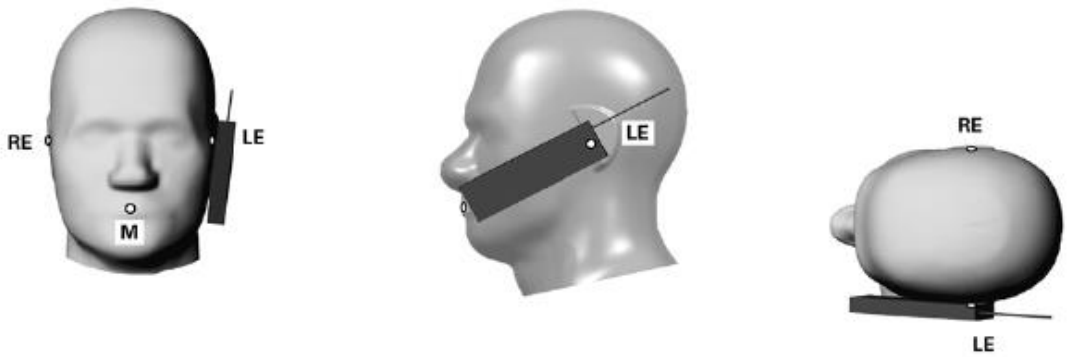

Illustration for Cheek Position

7.3 Tilted Position

(a) To position the device in the “cheek” position described above.
(b) While maintaining the device the reference plane described above and pivoting against the ear, moves it outward away from the mouth by an angle of 15 degrees or until contact with the ear is lost (see Fig. 7.3).



Illustration for Tilted Position

7.4 Body Position

(a) To position the device parallel to the phantom surface with each side.
(b) To adjust the device parallel to the flat phantom.
(c) To adjust the distance between the device surface and the flat phantom to 10mm.

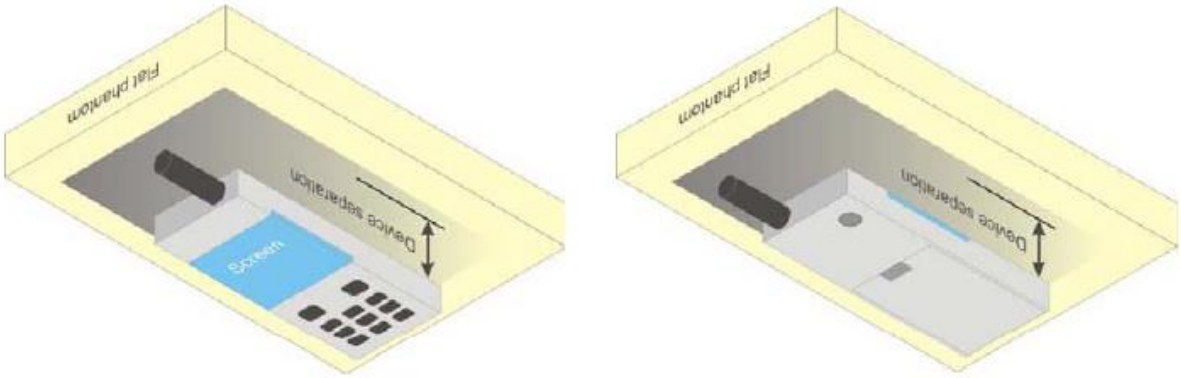

Illustration for Body Position

7.5 EUT Antenna Position

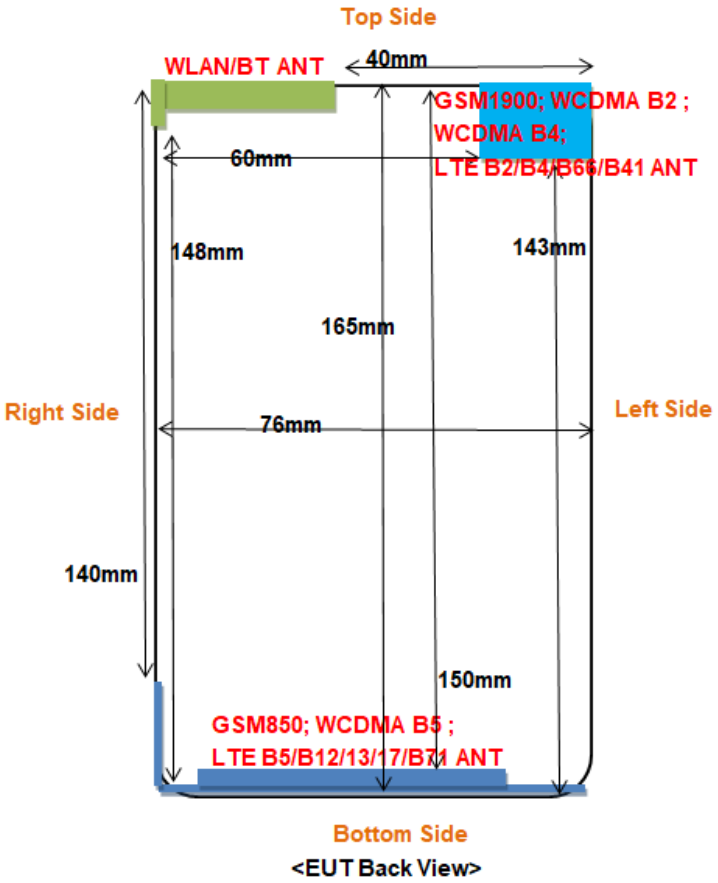

Block Diagram for EUT Antenna Position

Distance of EUT antenna-to-edge/surface(mm), Test distance:10mm						
Antennas	Back side	Front side	Left Edge	Right Edge	Top Edge	Bottom Edge
GSM1900; WCDMA B2; WCDMA B4; LTE B2/B4/B66/B41	<25	<25	<25	60	<25	143
GSM850; WCDMA B5; LTE B5/B12/13/17/B71	<25	<25	<25	<25	140	<25
WLAN/BT	<25	<25	40	<25	<25	148

7.6 EUT Testing Position

Head/Body mode SAR assessments are required for this device. This EUT was tested in different positions for different SAR test modes, more information as below:

Head SAR tests				
Antennas	Right Cheek	Left Cheek	Right Tilted	Left Tilted
WWAN	Yes	Yes	Yes	Yes
WLAN/BT	Yes	Yes	Yes	Yes

Body SAR tests, Test distance: 10mm						
Antennas	Back side	Front side	Left Edge	Right Edge	Top Edge	Bottom Edge
GSM1900; WCDMA B2; WCDMA B4; LTE B2/B4/B66/ B41	Yes	Yes	Yes	No	Yes	No
GSM850; WCDMA B5; LTE B5/B12/13/17/B71	Yes	Yes	Yes	Yes	No	Yes
GSM1900; WCDMA B2; WCDMA B4; LTE B2/B4/B66/ B41	Yes	Yes	No	Yes	Yes	No

Remark:

1. Referring to KDB 941225 D06, when the overall device length and width are >= 9cm*5cm, the test separation distances is 10 mm. SAR must be measured for all sides and surfaces with a transmitting antenna located within 25mm from that surface or edge. When the form factor of a handset is smaller than 9 cm × 5 cm, a test separation distance of 5 mm (instead of 10 mm) is required for testing hotspot mode.
2. Referring to KDB 648474 D04 Handset SAR v01r03, 10-g extremity SAR is required only for the surfaces and edges with hotspot mode 1-g reported SAR > 1.2 W/kg.

Please refer to Annex D for the EUT test setup photos.

8. SAR Measurement Procedures

8.1 Measurement Procedures

The measurement procedures are as follows:
(a) Use base station simulator (if applicable) or engineering software to transmit RF power continuously (continuous Tx) in the highest power channel.
(b) Keep EUT to radiate maximum output power or 100% factor (if applicable)
(c) Measure output power through RF cable and power meter.
(d) Place the EUT in the positions as Annex D demonstrates.
(e) Set scan area, grid size and other setting on the SATIMO software.
(f) Measure SAR results for the highest power channel on each testing position.
(g) Find out the largest SAR result on these testing positions of each band
(h) Measure SAR results for other channels in worst SAR testing position if the SAR of highest power channel is larger than 0.8 W/kg

According to the test standard, the recommended procedure for assessing the peak spatial-average SAR value consists of the following steps:
(a) Power reference measurement
(b) Area scan
(c) Zoom scan
(d) Power drift measurement

8.2 Spatial Peak SAR Evaluation

The procedure for spatial peak SAR evaluation has been implemented according to the test standard. It can be conducted for 1g and 10g, as well as for user-specific masses. The SATIMO software includes all numerical procedures necessary to evaluate the spatial peak SAR value.
The base for the evaluation is a "cube" measurement. The measured volume must include the 1g and 10g cubes with the highest averaged SAR values. For that purpose, the center of the measured volume is aligned to the interpolated peak SAR value of a previously performed area scan.
The entire evaluation of the spatial peak values is performed within the post-processing engine. The system always gives the maximum values for the 1g and 10g cubes. The algorithm to find the cube with highest averaged SAR is divided into the following stages:
(a) Extraction of the measured data (grid and values) from the Zoom Scan
(b) Calculation of the SAR value at every measurement point based on all stored data
(c) Generation of a high-resolution mesh within the measured volume
(d) Interpolation of all measured values form the measurement grid to the high-resolution grid
(e) Extrapolation of the entire 3D field distribution to the phantom surface over the distance from sensor to surface
(f) Calculation of the averaged SAR within masses of 1g and 10g

8.3 Area & Zoom Scan Procedures

First Area Scan is used to locate the approximate location(s) of the local peak SAR value(s). The measurement grid within an Area Scan is defined by the grid extent, grid step size and grid offset. Next, in order to determine the EM field distribution in a three-dimensional spatial extension, Zoom Scan is required. The Zoom Scan measures 5x5x7 points with step size 8, 8 and 5 mm for 300 MHz to 3 GHz, and 8x8x8 points with step size 4, 4 and 2.5 mm for 3 GHz to 6 GHz. The Zoom Scan is performed around the highest E-field value to determine the averaged SAR-distribution over 10 g.

8.4 Volume Scan Procedures

The volume scan is used for assess overlapping SAR distributions for antennas transmitting in different frequency bands. It is equivalent to an oversized zoom scan used in standalone measurements. The measurement volume will be used to enclose all the simultaneous transmitting antennas. For antennas transmitting simultaneously in different frequency bands, the volume scan is measured separately in each frequency band. In order to sum correctly to compute the 1g aggregate SAR, the EUT remain in the same test position for all measurements and all volume scan use the same spatial resolution and grid spacing (step-size is 4, 4 and 2.5 mm). When all volume scan were completed, the software can combine and subsequently superpose these measurement data to calculating the multiband SAR.

8.5 SAR Averaged Methods

The local SAR inside the phantom is measured using small dipole sensing elements inside a probe body. The probe tip must not be in contact with the phantom surface in order to minimize measurements errors, but the highest local SAR will occur at the surface of the phantom.

An extrapolation is using to determinate this highest local SAR values. The extrapolation is based on a fourth-order least-square polynomial fit of measured data. The local SAR value is then extrapolated from the liquid surface with a 1mm step.

The measurements have to be performed over a limited time (due to the duration of the battery) so the step of measurement is high. It could vary between 5 and 8 mm. To obtain an accurate assessment of the maximum SAR averaged over 10g and 1 g requires a very fine resolution in the three dimensional scanned data array.

8.6 Power Drift Monitoring

All SAR testing is under the EUT install full charged battery and transmit maximum output power. In SATIMO measurement software, the power reference measurement and power drift measurement procedures are used for monitoring the power drift of EUT during SAR test. Both these procedures measure the field at a specified reference position before and after the SAR testing. The software will calculate the field difference in dB. If the power drift more than 5%, the SAR will be retested.

9. SAR Test Result

9.1 Conducted RF Output Power

Summary of Power Reduction:

1. Device is support **Receiver ON** reduced power, there are GSM1900&WCDMA B2/4 & LTE B2/4/66 support **Receiver ON**.

Reduced power off	Receiver ON
Power Level P1	Power Level P2

Note:
The power management for SAR compliance at different exposure conditions (head, hotspot). The device will invoke corresponding work scenarios power level base on frequency bands/antennas. Refer to the KDB 388624 D02 Pre-Approval Guidance List v18r03.

GSM - Burst Average Power (dBm)								
Band	**GSM850(P1)**			**Tune-up power (dBm)**	**PCS1900(P1)**			**Tune-up power (dBm)**
Channel	**128**	**190**	**251**		**512**	**661**	**810**	
Frequency (MHz)	**824.2**	**836.6**	**848.8**		**1850.2**	**1880**	**1909.8**	
GSM	**33.04**	32.97	32.84	33.5	29.37	29.32	**29.54**	30.0
GPRS (1 slot)	33.06	32.95	32.80	33.5	29.40	29.32	29.52	30.0
GPRS (2 slots)	**32.12**	32.00	31.84	32.5	28.42	28.34	**28.58**	29.0
GPRS (3 slots)	30.18	30.04	29.87	30.5	26.41	26.34	26.53	27.0
GPRS (4 slots)	28.88	28.77	28.58	29.0	25.28	25.16	25.36	25.5
EGPRS (1 slot)	27.80	27.87	27.81	28.0	26.31	26.27	26.33	26.5
EGPRS (2 slots)	26.67	26.73	26.67	27.0	25.14	25.16	25.25	25.5
EGPRS (3 slots)	24.60	24.65	24.69	25.0	23.16	23.18	23.26	23.5
EGPRS (4 slots)	23.35	23.39	23.43	23.5	21.99	22.03	22.09	22.5

GSM - Source-Based Time-Average Power (dBm)								
Band	**GSM850(P1)**			**Tune-up power (dBm)**	**PCS1900(P1)**			**Tune-up power (dBm)**
Channel	**128**	**190**	**251**		**512**	**661**	**810**	
Frequency (MHz)	**824.2**	**836.6**	**848.8**		**1850.2**	**1880**	**1909.8**	
GSM	24.04	23.97	23.84	24.5	20.37	20.32	20.54	21.0
GPRS (1 slot)	24.06	23.95	23.80	24.5	20.40	20.32	20.52	21.0
GPRS (2 slots)	**26.12**	26.00	25.84	26.5	22.42	22.34	**22.58**	23.0
GPRS (3 slots)	25.93	25.79	25.62	26.0	22.16	22.09	22.28	22.5
GPRS (4 slots)	25.88	25.77	25.58	26.0	22.28	22.16	22.36	22.5

EGPRS (1 slot)	18.80	18.87	18.81	19.0	17.31	17.27	17.33	17.5
EGPRS (2 slots)	20.67	20.73	20.67	21.0	19.14	19.16	19.25	19.5
EGPRS (3 slots)	20.35	20.40	20.44	20.5	18.91	18.93	19.01	19.5
EGPRS (4 slots)	20.35	20.39	20.43	20.5	18.99	19.03	19.09	19.5
Note: The source-based time-averaged power is linearly scaled the maximum burst averaged power based on time slots. The calculated method are shown as below: Source based time-average power = Burst averaged power - Duty cycle factor in dB Duty cycle factor = 9 dB for 1 Tx slot, 6 dB for 2 Tx slots, 4.25 dB for 3 Tx slots, 3 dB for 4 Tx slots								

GSM - Burst Average Power (dBm)								
Band					**PCS1900(P2)**			**Tune-up power (dBm)**
Channel					**512**	**661**	**810**	
Frequency (MHz)					**1850.2**	**1880**	**1909.8**	
GSM					23.60	23.31	**23.65**	24.0
GPRS (1 slot)					23.64	23.36	**23.69**	24.0
GPRS (2 slots)					20.62	20.37	20.63	21.0
GPRS (3 slots)					18.79	18.54	18.74	19.0
GPRS (4 slots)					17.42	17.18	17.39	18.0
EGPRS (1 slot)					20.66	20.60	20.67	21.0
EGPRS (2 slots)					17.61	17.46	17.63	18.0
EGPRS (3 slots)					15.64	15.54	15.65	16.0
EGPRS (4 slots)					14.14	13.99	14.12	14.5

GSM - Source-Based Time-Average Power (dBm)								
Band					**PCS1900(P2)**			**Tune-up power (dBm)**
Channel					**512**	**661**	**810**	
Frequency (MHz)					**1850.2**	**1880**	**1909.8**	
GSM					14.60	14.31	**14.65**	
GPRS (1 slot)					14.64	14.36	**14.69**	
GPRS (2 slots)					14.62	14.37	14.63	
GPRS (3 slots)					14.54	14.29	14.49	
GPRS (4 slots)					14.42	14.18	14.39	
EGPRS (1 slot)					11.66	11.60	11.67	
EGPRS (2 slots)					11.61	11.46	11.63	
EGPRS (3 slots)					11.39	11.29	11.40	
EGPRS (4 slots)					11.14	10.99	11.12	
Note: The source-based time-averaged power is linearly scaled the maximum burst averaged power based on time slots. The calculated method are shown as below: Source based time-average power = Burst averaged power - Duty cycle factor in dB Duty cycle factor = 9 dB for 1 Tx slot, 6 dB for 2 Tx slots, 4.25 dB for 3 Tx slots, 3 dB for 4 Tx slots								

Remark:

1. For Head SAR testing, GSM should be evaluated; therefore the EUT was set in GSM for GSM850 and GSM1900 due to its highest source-based time-average power.
2. For Body SAR testing, GPRS should be evaluated; therefore the EUT was set in GPRS (2TX slots) for GSM850(P1) and GPRS (2TX slots) for GSM1900(P1), GPRS (1TX slots) for GSM1900(P2) due to its highest source-based time-average power.
3. Per KDB 447498 D01 v06, the maximum output power channel is used for SAR testing and for further SAR test reduction.
4. The DUT do not support DTM function.

WCDMA - Average Power (dBm)								
Band	**WCDMA Band II(P1)**				**WCDMA Band IV(P1)**			
Channel	**9262**	**9400**	**9538**	**Tune-up power (dBm)**	**1312**	**1413**	**1513**	**Tune-up power (dBm)**
Frequency (MHz)	**1852.4**	**1880.0**	**1907.6**		**1712.4**	**1732.6**	**1752.6**	
RMC 12.2k	**22.12**	21.93	21.93	22.5	22.67	22.54	**23.24**	23.5
HSDPA Subtest-1	21.19	20.95	20.97	21.5	21.7	21.57	22.26	22.5
HSDPA Subtest-2	20.66	20.4	20.43	21.5	21.2	20.98	21.72	22.5
HSDPA Subtest-3	20.68	20.43	20.42	21.5	21.19	21.02	21.72	22.5
HSDPA Subtest-4	20.7	20.43	20.43	21.5	21.14	21.05	21.71	22.5
HSUPA Subtest-1	19.17	18.93	18.93	21.5	19.72	19.54	20.25	22.5
HSUPA Subtest-2	19.69	19.45	19.45	21.5	20.20	20.07	20.78	22.5
HSUPA Subtest-3	20.2	19.92	19.93	21.5	20.70	20.54	21.25	22.5
HSUPA Subtest-4	18.67	18.42	18.44	21.5	19.22	19.05	19.74	22.5
HSUPA Subtest-5	21.16	20.93	20.91	21.5	21.71	21.54	22.26	22.5

WCDMA - Average Power (dBm)								
Band	**WCDMA Band V(P1)**							
Channel	**4132**	**4182**	**4233**	**Tune-up power (dBm)**				
Frequency (MHz)	**826.4**	**836.4**	**846.6**					
RMC 12.2k	23.11	23.29	**23.42**	23.5				
HSDPA Subtest-1	22.15	22.35	22.49	22.5				
HSDPA Subtest-2	21.6	21.84	21.93	22.5				
HSDPA Subtest-3	21.64	21.88	21.97	22.5				
HSDPA Subtest-4	21.64	21.83	21.94	22.5				
HSUPA Subtest-1	20.14	20.35	20.47	22.5				
HSUPA Subtest-2	20.62	20.85	20.96	22.5				
HSUPA Subtest-3	21.14	21.33	21.46	22.5				
HSUPA Subtest-4	19.63	19.85	19.98	22.5				
HSUPA Subtest-5	22.12	22.33	22.47	22.5				

WCDMA - Average Power (dBm)								
Band	**WCDMA Band II(P2)**				**WCDMA Band IV(P2)**			
Channel	**9262**	**9400**	**9538**	**Tune-up power (dBm)**	**1312**	**1413**	**1513**	**Tune-up power (dBm)**
Frequency (MHz)	**1852.4**	**1880.0**	**1907.6**		**1712.4**	**1732.6**	**1752.6**	
RMC 12.2k	**16.96**	16.53	16.51	17.0	17.36	17.15	**17.98**	18.0
HSDPA Subtest-1	16.90	16.55	16.55	17.0	17.36	17.18	17.95	18.0
HSDPA Subtest-2	16.43	15.99	15.99	17.0	16.81	16.62	17.41	18.0
HSDPA Subtest-3	16.43	16.00	15.98	17.0	16.83	16.64	17.44	18.0
HSDPA Subtest-4	16.45	15.99	15.96	17.0	16.81	16.64	17.42	18.0
HSUPA Subtest-1	14.94	14.52	14.48	17.0	15.37	15.17	15.96	18.0
HSUPA Subtest-2	15.45	15.04	15.00	17.0	15.84	15.66	16.44	18.0
HSUPA Subtest-3	15.95	15.56	15.51	17.0	16.35	16.16	16.96	18.0
HSUPA Subtest-4	14.45	14.02	14.04	17.0	14.86	14.67	15.45	18.0
HSUPA Subtest-5	16.95	16.51	16.51	17.0	17.35	17.19	17.91	18.0

Remark:

1. Per KDB 941225 D01 v03, the 12.2kbps RMC mode was selected for SAR testing (the primary mode).
2. When the maximum output power and tune-up tolerance specified for production units in a secondary mode is ≤1/4 dB higher than the primary mode or when the highest reported SAR of the primary mode is scaled by the ratio of specified maximum output power and tune-up tolerance of secondary to primary mode and the adjusted SAR is ≤ 1.2 W/kg, SAR measurement is not required for the secondary mode.

FDD-LTE Band 2(P1):

Band	Bandwidth	Modulation	Channel	RB Configuration	Result(dBm)	Verdict
Band2	1.4MHz	QPSK	18607	1RB#0	23.60	PASS
Band2	1.4MHz	16QAM	18607	1RB#0	22.84	PASS
Band2	1.4MHz	QPSK	18607	1RB#2	23.86	PASS
Band2	1.4MHz	16QAM	18607	1RB#2	22.90	PASS
Band2	1.4MHz	QPSK	18607	1RB#5	23.65	PASS
Band2	1.4MHz	16QAM	18607	1RB#5	22.85	PASS
Band2	1.4MHz	QPSK	18607	3RB#0	23.77	PASS
Band2	1.4MHz	16QAM	18607	3RB#0	22.68	PASS
Band2	1.4MHz	QPSK	18607	3RB#1	23.75	PASS
Band2	1.4MHz	16QAM	18607	3RB#1	22.66	PASS
Band2	1.4MHz	QPSK	18607	3RB#3	23.75	PASS
Band2	1.4MHz	16QAM	18607	3RB#3	22.69	PASS
Band2	1.4MHz	QPSK	18607	6RB#0	22.72	PASS
Band2	1.4MHz	16QAM	18607	6RB#0	21.77	PASS
Band2	1.4MHz	QPSK	18900	1RB#0	23.41	PASS
Band2	1.4MHz	16QAM	18900	1RB#0	22.56	PASS
Band2	1.4MHz	QPSK	18900	1RB#2	23.57	PASS
Band2	1.4MHz	16QAM	18900	1RB#2	22.80	PASS
Band2	1.4MHz	QPSK	18900	1RB#5	23.43	PASS
Band2	1.4MHz	16QAM	18900	1RB#5	22.57	PASS
Band2	1.4MHz	QPSK	18900	3RB#0	23.51	PASS
Band2	1.4MHz	16QAM	18900	3RB#0	22.42	PASS
Band2	1.4MHz	QPSK	18900	3RB#1	23.52	PASS
Band2	1.4MHz	16QAM	18900	3RB#1	22.43	PASS
Band2	1.4MHz	QPSK	18900	3RB#3	23.52	PASS
Band2	1.4MHz	16QAM	18900	3RB#3	22.43	PASS
Band2	1.4MHz	QPSK	18900	6RB#0	22.48	PASS
Band2	1.4MHz	16QAM	18900	6RB#0	21.59	PASS
Band2	1.4MHz	QPSK	19193	1RB#0	23.40	PASS
Band2	1.4MHz	16QAM	19193	1RB#0	22.52	PASS
Band2	1.4MHz	QPSK	19193	1RB#2	23.54	PASS
Band2	1.4MHz	16QAM	19193	1RB#2	22.72	PASS
Band2	1.4MHz	QPSK	19193	1RB#5	23.45	PASS
Band2	1.4MHz	16QAM	19193	1RB#5	22.56	PASS
Band2	1.4MHz	QPSK	19193	3RB#0	23.48	PASS
Band2	1.4MHz	16QAM	19193	3RB#0	22.37	PASS
Band2	1.4MHz	QPSK	19193	3RB#1	23.48	PASS
Band2	1.4MHz	16QAM	19193	3RB#1	22.34	PASS
Band2	1.4MHz	QPSK	19193	3RB#3	23.53	PASS

Band2	1.4MHz	16QAM	19193	3RB#3	22.36	PASS
Band2	1.4MHz	QPSK	19193	6RB#0	22.54	PASS
Band2	1.4MHz	16QAM	19193	6RB#0	21.42	PASS
Band2	3MHz	QPSK	18615	1RB#0	23.67	PASS
Band2	3MHz	16QAM	18615	1RB#0	22.61	PASS
Band2	3MHz	QPSK	18615	1RB#8	23.67	PASS
Band2	3MHz	16QAM	18615	1RB#8	22.73	PASS
Band2	3MHz	QPSK	18615	1RB#14	23.65	PASS
Band2	3MHz	16QAM	18615	1RB#14	22.51	PASS
Band2	3MHz	QPSK	18615	8RB#0	22.66	PASS
Band2	3MHz	16QAM	18615	8RB#0	21.69	PASS
Band2	3MHz	QPSK	18615	8RB#4	22.67	PASS
Band2	3MHz	16QAM	18615	8RB#4	21.72	PASS
Band2	3MHz	QPSK	18615	8RB#7	22.68	PASS
Band2	3MHz	16QAM	18615	8RB#7	21.72	PASS
Band2	3MHz	QPSK	18615	15RB#0	22.66	PASS
Band2	10MHz	QPSK	18650	1RB#0	23.66	PASS
Band2	10MHz	16QAM	18650	1RB#0	22.72	PASS
Band2	10MHz	QPSK	18650	1RB#24	23.85	PASS
Band2	10MHz	16QAM	18650	1RB#24	22.83	PASS
Band2	10MHz	QPSK	18650	1RB#49	23.62	PASS
Band2	10MHz	16QAM	18650	1RB#49	22.66	PASS
Band2	10MHz	QPSK	18650	25RB#0	22.74	PASS
Band2	10MHz	16QAM	18650	25RB#0	21.74	PASS
Band2	10MHz	QPSK	18650	25RB#12	22.72	PASS
Band2	10MHz	16QAM	18650	25RB#12	21.76	PASS
Band2	10MHz	QPSK	18650	25RB#25	22.81	PASS
Band2	10MHz	16QAM	18650	25RB#25	21.75	PASS
Band2	10MHz	QPSK	18650	50RB#0	22.78	PASS
Band2	10MHz	16QAM	18650	50RB#0	21.77	PASS
Band2	10MHz	QPSK	18900	1RB#0	23.54	PASS
Band2	10MHz	16QAM	18900	1RB#0	22.37	PASS
Band2	10MHz	QPSK	18900	1RB#24	23.67	PASS
Band2	10MHz	16QAM	18900	1RB#24	22.45	PASS
Band2	10MHz	QPSK	18900	1RB#49	23.56	PASS
Band2	10MHz	16QAM	18900	1RB#49	22.39	PASS
Band2	10MHz	QPSK	18900	25RB#0	22.58	PASS
Band2	10MHz	16QAM	18900	25RB#0	21.63	PASS
Band2	10MHz	QPSK	18900	25RB#12	22.60	PASS
Band2	10MHz	16QAM	18900	25RB#12	21.64	PASS
Band2	10MHz	QPSK	18900	25RB#25	22.58	PASS
Band2	10MHz	16QAM	18900	25RB#25	21.64	PASS

Band2	10MHz	QPSK	18900	50RB#0	22.53	PASS
Band2	10MHz	16QAM	18900	50RB#0	21.60	PASS
Band2	10MHz	QPSK	19150	1RB#0	23.32	PASS
Band2	10MHz	16QAM	19150	1RB#0	22.12	PASS
Band2	10MHz	QPSK	19150	1RB#24	23.56	PASS
Band2	10MHz	16QAM	19150	1RB#24	22.29	PASS
Band2	10MHz	QPSK	19150	1RB#49	23.47	PASS
Band2	10MHz	16QAM	19150	1RB#49	22.19	PASS
Band2	10MHz	QPSK	19150	25RB#0	22.54	PASS
Band2	10MHz	16QAM	19150	25RB#0	21.62	PASS
Band2	10MHz	QPSK	19150	25RB#12	22.55	PASS
Band2	10MHz	16QAM	19150	25RB#12	21.58	PASS
Band2	10MHz	QPSK	19150	25RB#25	22.56	PASS
Band2	10MHz	16QAM	19150	25RB#25	21.58	PASS
Band2	10MHz	QPSK	19150	50RB#0	22.51	PASS
Band2	10MHz	16QAM	19150	50RB#0	21.53	PASS
Band2	3MHz	16QAM	18615	15RB#0	21.61	PASS
Band2	3MHz	QPSK	18900	1RB#0	23.49	PASS
Band2	3MHz	16QAM	18900	1RB#0	22.54	PASS
Band2	3MHz	QPSK	18900	1RB#8	23.44	PASS
Band2	3MHz	16QAM	18900	1RB#8	22.54	PASS
Band2	3MHz	QPSK	18900	1RB#14	23.55	PASS
Band2	3MHz	16QAM	18900	1RB#14	22.52	PASS
Band2	3MHz	QPSK	18900	8RB#0	22.48	PASS
Band2	3MHz	16QAM	18900	8RB#0	21.50	PASS
Band2	3MHz	QPSK	18900	8RB#4	22.49	PASS
Band2	3MHz	16QAM	18900	8RB#4	21.54	PASS
Band2	3MHz	QPSK	18900	8RB#7	22.45	PASS
Band2	3MHz	16QAM	18900	8RB#7	21.50	PASS
Band2	3MHz	QPSK	18900	15RB#0	22.49	PASS
Band2	3MHz	16QAM	18900	15RB#0	21.53	PASS
Band2	3MHz	QPSK	19185	1RB#0	23.39	PASS
Band2	3MHz	16QAM	19185	1RB#0	22.50	PASS
Band2	3MHz	QPSK	19185	1RB#8	23.56	PASS
Band2	3MHz	16QAM	19185	1RB#8	21.09	PASS
Band2	3MHz	QPSK	19185	1RB#14	22.00	PASS
Band2	3MHz	16QAM	19185	1RB#14	21.11	PASS
Band2	3MHz	QPSK	19185	8RB#0	22.45	PASS
Band2	3MHz	16QAM	19185	8RB#0	21.48	PASS
Band2	3MHz	QPSK	19185	8RB#4	22.41	PASS
Band2	3MHz	16QAM	19185	8RB#4	21.45	PASS
Band2	3MHz	QPSK	19185	8RB#7	22.48	PASS

Band2	3MHz	16QAM	19185	8RB#7	21.52	PASS
Band2	3MHz	QPSK	19185	15RB#0	22.46	PASS
Band2	3MHz	16QAM	19185	15RB#0	21.49	PASS
Band2	5MHz	QPSK	18625	1RB#0	23.66	PASS
Band2	5MHz	16QAM	18625	1RB#0	22.65	PASS
Band2	5MHz	QPSK	18625	1RB#12	23.78	PASS
Band2	5MHz	16QAM	18625	1RB#12	22.85	PASS
Band2	5MHz	QPSK	18625	1RB#24	23.64	PASS
Band2	5MHz	16QAM	18625	1RB#24	22.66	PASS
Band2	5MHz	QPSK	18625	12RB#0	22.63	PASS
Band2	5MHz	16QAM	18625	12RB#0	21.63	PASS
Band2	5MHz	QPSK	18625	12RB#6	22.65	PASS
Band2	5MHz	16QAM	18625	12RB#6	21.66	PASS
Band2	5MHz	QPSK	18625	12RB#13	22.73	PASS
Band2	5MHz	16QAM	18625	12RB#13	21.73	PASS
Band2	5MHz	QPSK	18625	25RB#0	22.71	PASS
Band2	5MHz	16QAM	18625	25RB#0	21.74	PASS
Band2	5MHz	QPSK	18900	1RB#0	23.42	PASS
Band2	5MHz	16QAM	18900	1RB#0	22.68	PASS
Band2	5MHz	QPSK	18900	1RB#12	23.60	PASS
Band2	5MHz	16QAM	18900	1RB#12	22.78	PASS
Band2	5MHz	QPSK	18900	1RB#24	23.43	PASS
Band2	5MHz	16QAM	18900	1RB#24	22.70	PASS
Band2	5MHz	QPSK	18900	12RB#0	22.53	PASS
Band2	5MHz	16QAM	18900	12RB#0	21.54	PASS
Band2	5MHz	QPSK	18900	12RB#6	22.51	PASS
Band2	5MHz	16QAM	18900	12RB#6	21.57	PASS
Band2	5MHz	QPSK	18900	12RB#13	22.53	PASS
Band2	5MHz	16QAM	18900	12RB#13	21.55	PASS
Band2	5MHz	QPSK	18900	25RB#0	22.54	PASS
Band2	5MHz	16QAM	18900	25RB#0	21.56	PASS
Band2	5MHz	QPSK	19175	1RB#0	23.35	PASS
Band2	5MHz	16QAM	19175	1RB#0	22.36	PASS
Band2	5MHz	QPSK	19175	1RB#12	23.59	PASS
Band2	5MHz	16QAM	19175	1RB#12	22.52	PASS
Band2	5MHz	QPSK	19175	1RB#24	23.48	PASS
Band2	5MHz	16QAM	19175	1RB#24	22.40	PASS
Band2	5MHz	QPSK	19175	12RB#0	22.44	PASS
Band2	5MHz	16QAM	19175	12RB#0	21.49	PASS
Band2	5MHz	QPSK	19175	12RB#6	22.44	PASS
Band2	5MHz	16QAM	19175	12RB#6	21.45	PASS
Band2	5MHz	QPSK	19175	12RB#13	22.44	PASS

Band2	5MHz	16QAM	19175	12RB#13	21.50	PASS
Band2	5MHz	QPSK	19175	25RB#0	22.50	PASS
Band2	5MHz	16QAM	19175	25RB#0	21.55	PASS
Band2	15MHz	QPSK	18675	1RB#0	23.64	PASS
Band2	15MHz	16QAM	18675	1RB#0	22.81	PASS
Band2	15MHz	QPSK	18675	1RB#38	23.65	PASS
Band2	15MHz	16QAM	18675	1RB#38	22.87	PASS
Band2	15MHz	QPSK	18675	1RB#74	23.42	PASS
Band2	15MHz	16QAM	18675	1RB#74	22.64	PASS
Band2	15MHz	QPSK	18675	38RB#0	22.68	PASS
Band2	15MHz	16QAM	18675	38RB#0	22.72	PASS
Band2	15MHz	QPSK	18675	38RB#18	22.74	PASS
Band2	15MHz	16QAM	18675	38RB#18	22.72	PASS
Band2	15MHz	QPSK	18675	38RB#37	22.74	PASS
Band2	15MHz	16QAM	18675	38RB#37	22.66	PASS
Band2	15MHz	QPSK	18675	75RB#0	22.69	PASS
Band2	15MHz	16QAM	18675	75RB#0	21.66	PASS
Band2	15MHz	QPSK	18900	1RB#0	23.39	PASS
Band2	15MHz	16QAM	18900	1RB#0	22.63	PASS
Band2	15MHz	QPSK	18900	1RB#38	23.44	PASS
Band2	15MHz	16QAM	18900	1RB#38	22.80	PASS
Band2	15MHz	QPSK	18900	1RB#74	23.35	PASS
Band2	15MHz	16QAM	18900	1RB#74	22.64	PASS
Band2	15MHz	QPSK	18900	38RB#0	22.54	PASS
Band2	15MHz	16QAM	18900	38RB#0	22.53	PASS
Band2	15MHz	QPSK	18900	38RB#18	22.59	PASS
Band2	15MHz	16QAM	18900	38RB#18	22.52	PASS
Band2	15MHz	QPSK	18900	38RB#37	22.53	PASS
Band2	15MHz	16QAM	18900	38RB#37	22.52	PASS
Band2	15MHz	QPSK	18900	75RB#0	22.57	PASS
Band2	15MHz	16QAM	18900	75RB#0	21.51	PASS
Band2	15MHz	QPSK	19125	1RB#0	23.32	PASS
Band2	15MHz	16QAM	19125	1RB#0	22.51	PASS
Band2	15MHz	QPSK	19125	1RB#38	23.33	PASS
Band2	15MHz	16QAM	19125	1RB#38	22.60	PASS
Band2	15MHz	QPSK	19125	1RB#74	23.32	PASS
Band2	15MHz	16QAM	19125	1RB#74	22.43	PASS
Band2	15MHz	QPSK	19125	38RB#0	22.53	PASS
Band2	15MHz	16QAM	19125	38RB#0	22.52	PASS
Band2	15MHz	QPSK	19125	38RB#18	22.53	PASS
Band2	15MHz	16QAM	19125	38RB#18	22.53	PASS
Band2	15MHz	QPSK	19125	38RB#37	22.53	PASS

Band2	15MHz	16QAM	19125	38RB#37	22.50	PASS
Band2	15MHz	QPSK	19125	75RB#0	22.50	PASS
Band2	15MHz	16QAM	19125	75RB#0	21.50	PASS
Band2	20MHz	QPSK	18700	1RB#0	23.59	PASS
Band2	20MHz	16QAM	18700	1RB#0	22.80	PASS
Band2	20MHz	QPSK	18700	1RB#49	**23.90**	PASS
Band2	20MHz	16QAM	18700	1RB#49	22.98	PASS
Band2	20MHz	QPSK	18700	1RB#99	23.18	PASS
Band2	20MHz	16QAM	18700	1RB#99	22.46	PASS
Band2	20MHz	QPSK	18700	50RB#0	22.69	PASS
Band2	20MHz	16QAM	18700	50RB#0	21.76	PASS
Band2	20MHz	QPSK	18700	50RB#25	22.69	PASS
Band2	20MHz	16QAM	18700	50RB#25	21.68	PASS
Band2	20MHz	QPSK	18700	50RB#50	22.59	PASS
Band2	20MHz	16QAM	18700	50RB#50	21.65	PASS
Band2	20MHz	QPSK	18700	100RB#0	22.59	PASS
Band2	20MHz	16QAM	18700	100RB#0	21.63	PASS
Band2	20MHz	QPSK	18900	1RB#0	23.20	PASS
Band2	20MHz	16QAM	18900	1RB#0	22.27	PASS
Band2	20MHz	QPSK	18900	1RB#49	23.56	PASS
Band2	20MHz	16QAM	18900	1RB#49	22.64	PASS
Band2	20MHz	QPSK	18900	1RB#99	23.08	PASS
Band2	20MHz	16QAM	18900	1RB#99	22.23	PASS
Band2	20MHz	QPSK	18900	50RB#0	22.49	PASS
Band2	20MHz	16QAM	18900	50RB#0	21.56	PASS
Band2	20MHz	QPSK	18900	50RB#25	22.51	PASS
Band2	20MHz	16QAM	18900	50RB#25	21.58	PASS
Band2	20MHz	QPSK	18900	50RB#50	22.52	PASS
Band2	20MHz	16QAM	18900	50RB#50	21.65	PASS
Band2	20MHz	QPSK	18900	100RB#0	22.52	PASS
Band2	20MHz	16QAM	18900	100RB#0	21.57	PASS
Band2	20MHz	QPSK	19100	1RB#0	23.37	PASS
Band2	20MHz	16QAM	19100	1RB#0	22.40	PASS
Band2	20MHz	QPSK	19100	1RB#49	23.54	PASS
Band2	20MHz	16QAM	19100	1RB#49	22.57	PASS
Band2	20MHz	QPSK	19100	1RB#99	23.32	PASS
Band2	20MHz	16QAM	19100	1RB#99	22.34	PASS
Band2	20MHz	QPSK	19100	50RB#0	22.52	PASS
Band2	20MHz	16QAM	19100	50RB#0	21.55	PASS
Band2	20MHz	QPSK	19100	50RB#25	22.52	PASS
Band2	20MHz	16QAM	19100	50RB#25	21.55	PASS
Band2	20MHz	QPSK	19100	50RB#50	22.34	PASS

Band2	20MHz	16QAM	19100	50RB#50	21.35	PASS
Band2	20MHz	QPSK	19100	100RB#0	22.46	PASS
Band2	20MHz	16QAM	19100	100RB#0	21.50	PASS

FDD-LTE Band 4(P1):

Band	Bandwidth	Modulation	Channel	RB Configuration	Result(dBm)	Verdict
Band4	1.4MHz	QPSK	19957	1RB#0	24.11	PASS
Band4	1.4MHz	16QAM	19957	1RB#0	23.03	PASS
Band4	1.4MHz	QPSK	19957	1RB#2	24.27	PASS
Band4	1.4MHz	16QAM	19957	1RB#2	23.24	PASS
Band4	1.4MHz	QPSK	19957	1RB#5	24.14	PASS
Band4	1.4MHz	16QAM	19957	1RB#5	23.09	PASS
Band4	1.4MHz	QPSK	19957	3RB#0	24.14	PASS
Band4	1.4MHz	16QAM	19957	3RB#0	22.98	PASS
Band4	1.4MHz	QPSK	19957	3RB#1	24.12	PASS
Band4	1.4MHz	16QAM	19957	3RB#1	22.99	PASS
Band4	1.4MHz	QPSK	19957	3RB#3	24.18	PASS
Band4	1.4MHz	16QAM	19957	3RB#3	22.98	PASS
Band4	1.4MHz	QPSK	19957	6RB#0	23.15	PASS
Band4	1.4MHz	16QAM	19957	6RB#0	22.18	PASS
Band4	1.4MHz	QPSK	20175	1RB#0	23.96	PASS
Band4	1.4MHz	16QAM	20175	1RB#0	23.05	PASS
Band4	1.4MHz	QPSK	20175	1RB#2	24.03	PASS
Band4	1.4MHz	16QAM	20175	1RB#2	23.25	PASS
Band4	1.4MHz	QPSK	20175	1RB#5	23.93	PASS
Band4	1.4MHz	16QAM	20175	1RB#5	23.01	PASS
Band4	1.4MHz	QPSK	20175	3RB#0	24.05	PASS
Band4	1.4MHz	16QAM	20175	3RB#0	22.92	PASS
Band4	1.4MHz	QPSK	20175	3RB#1	24.05	PASS
Band4	1.4MHz	16QAM	20175	3RB#1	22.95	PASS
Band4	1.4MHz	QPSK	20175	3RB#3	24.03	PASS
Band4	1.4MHz	16QAM	20175	3RB#3	22.52	PASS
Band4	1.4MHz	QPSK	20175	6RB#0	22.84	PASS
Band4	1.4MHz	16QAM	20175	6RB#0	21.84	PASS
Band4	1.4MHz	QPSK	20393	1RB#0	24.77	PASS
Band4	1.4MHz	16QAM	20393	1RB#0	23.41	PASS
Band4	1.4MHz	QPSK	20393	1RB#2	24.83	PASS
Band4	1.4MHz	16QAM	20393	1RB#2	23.60	PASS
Band4	1.4MHz	QPSK	20393	1RB#5	24.71	PASS
Band4	1.4MHz	16QAM	20393	1RB#5	23.24	PASS
Band4	1.4MHz	QPSK	20393	3RB#0	24.60	PASS

Band4	1.4MHz	16QAM	20393	3RB#0	23.25	PASS
Band4	1.4MHz	QPSK	20393	3RB#1	24.38	PASS
Band4	1.4MHz	16QAM	20393	3RB#1	23.15	PASS
Band4	1.4MHz	QPSK	20393	3RB#3	24.49	PASS
Band4	1.4MHz	16QAM	20393	3RB#3	23.18	PASS
Band4	1.4MHz	QPSK	20393	6RB#0	23.56	PASS
Band4	1.4MHz	16QAM	20393	6RB#0	22.51	PASS
Band4	3MHz	QPSK	19965	1RB#0	24.06	PASS
Band4	3MHz	16QAM	19965	1RB#0	22.81	PASS
Band4	3MHz	QPSK	19965	1RB#8	24.11	PASS
Band4	3MHz	16QAM	19965	1RB#8	22.92	PASS
Band4	3MHz	QPSK	19965	1RB#14	24.16	PASS
Band4	3MHz	16QAM	19965	1RB#14	23.09	PASS
Band4	3MHz	QPSK	19965	8RB#0	23.14	PASS
Band4	3MHz	16QAM	19965	8RB#0	22.10	PASS
Band4	3MHz	QPSK	19965	8RB#4	23.14	PASS
Band4	3MHz	16QAM	19965	8RB#4	22.12	PASS
Band4	3MHz	QPSK	19965	8RB#7	23.14	PASS
Band4	3MHz	16QAM	19965	8RB#7	22.17	PASS
Band4	3MHz	QPSK	19965	15RB#0	23.06	PASS
Band4	3MHz	16QAM	19965	15RB#0	22.08	PASS
Band4	3MHz	QPSK	20175	1RB#0	23.95	PASS
Band4	3MHz	16QAM	20175	1RB#0	22.98	PASS
Band4	3MHz	QPSK	20175	1RB#8	23.92	PASS
Band4	3MHz	16QAM	20175	1RB#8	22.92	PASS
Band4	3MHz	QPSK	20175	1RB#14	23.90	PASS
Band4	3MHz	16QAM	20175	1RB#14	22.90	PASS
Band4	3MHz	QPSK	20175	8RB#0	22.92	PASS
Band4	3MHz	16QAM	20175	8RB#0	22.00	PASS
Band4	3MHz	QPSK	20175	8RB#4	22.99	PASS
Band4	3MHz	16QAM	20175	8RB#4	21.96	PASS
Band4	3MHz	QPSK	20175	8RB#7	22.96	PASS
Band4	3MHz	16QAM	20175	8RB#7	21.96	PASS
Band4	3MHz	QPSK	20175	15RB#0	22.91	PASS
Band4	3MHz	16QAM	20175	15RB#0	21.85	PASS
Band4	3MHz	QPSK	20385	1RB#0	24.67	PASS
Band4	3MHz	16QAM	20385	1RB#0	23.35	PASS
Band4	3MHz	QPSK	20385	1RB#8	24.75	PASS
Band4	3MHz	16QAM	20385	1RB#8	23.49	PASS
Band4	3MHz	QPSK	20385	1RB#14	24.85	PASS
Band4	3MHz	16QAM	20385	1RB#14	23.63	PASS
Band4	3MHz	QPSK	20385	8RB#0	23.80	PASS

Band4	3MHz	16QAM	20385	8RB#0	22.73	PASS
Band4	3MHz	QPSK	20385	8RB#4	23.76	PASS
Band4	3MHz	16QAM	20385	8RB#4	22.72	PASS
Band4	3MHz	QPSK	20385	8RB#7	23.77	PASS
Band4	3MHz	16QAM	20385	8RB#7	22.75	PASS
Band4	3MHz	QPSK	20385	15RB#0	23.70	PASS
Band4	3MHz	16QAM	20385	15RB#0	22.69	PASS
Band4	5MHz	QPSK	19975	1RB#0	24.01	PASS
Band4	5MHz	16QAM	19975	1RB#0	22.91	PASS
Band4	5MHz	QPSK	19975	1RB#12	23.81	PASS
Band4	5MHz	16QAM	19975	1RB#12	22.71	PASS
Band4	5MHz	QPSK	19975	1RB#24	23.55	PASS
Band4	5MHz	16QAM	19975	1RB#24	22.58	PASS
Band4	5MHz	QPSK	19975	12RB#0	22.63	PASS
Band4	5MHz	16QAM	19975	12RB#0	21.65	PASS
Band4	5MHz	QPSK	19975	12RB#6	22.64	PASS
Band4	5MHz	16QAM	19975	12RB#6	21.62	PASS
Band4	5MHz	QPSK	19975	12RB#13	22.71	PASS
Band4	5MHz	16QAM	19975	12RB#13	21.66	PASS
Band4	5MHz	QPSK	19975	25RB#0	22.65	PASS
Band4	5MHz	16QAM	19975	25RB#0	21.70	PASS
Band4	5MHz	QPSK	20175	1RB#0	23.38	PASS
Band4	5MHz	16QAM	20175	1RB#0	22.46	PASS
Band4	5MHz	QPSK	20175	1RB#12	23.51	PASS
Band4	5MHz	16QAM	20175	1RB#12	22.55	PASS
Band4	5MHz	QPSK	20175	1RB#24	23.36	PASS
Band4	5MHz	16QAM	20175	1RB#24	22.36	PASS
Band4	5MHz	QPSK	20175	12RB#0	22.43	PASS
Band4	5MHz	16QAM	20175	12RB#0	21.48	PASS
Band4	5MHz	QPSK	20175	12RB#6	22.45	PASS
Band4	5MHz	16QAM	20175	12RB#6	21.44	PASS
Band4	5MHz	QPSK	20175	12RB#13	22.48	PASS
Band4	5MHz	16QAM	20175	12RB#13	21.44	PASS
Band4	5MHz	QPSK	20175	25RB#0	22.47	PASS
Band4	5MHz	16QAM	20175	25RB#0	21.54	PASS
Band4	5MHz	QPSK	20375	1RB#0	24.01	PASS
Band4	5MHz	16QAM	20375	1RB#0	22.98	PASS
Band4	5MHz	QPSK	20375	1RB#12	24.22	PASS
Band4	5MHz	16QAM	20375	1RB#12	23.17	PASS
Band4	5MHz	QPSK	20375	1RB#24	24.21	PASS
Band4	5MHz	16QAM	20375	1RB#24	23.11	PASS
Band4	5MHz	QPSK	20375	12RB#0	23.11	PASS

Band4	5MHz	16QAM	20375	12RB#0	22.15	PASS
Band4	5MHz	QPSK	20375	12RB#6	23.17	PASS
Band4	5MHz	16QAM	20375	12RB#6	22.13	PASS
Band4	5MHz	QPSK	20375	12RB#13	23.19	PASS
Band4	5MHz	16QAM	20375	12RB#13	22.19	PASS
Band4	5MHz	QPSK	20375	25RB#0	23.18	PASS
Band4	5MHz	16QAM	20375	25RB#0	22.25	PASS
Band4	10MHz	QPSK	20000	1RB#0	24.24	PASS
Band4	10MHz	16QAM	20000	1RB#0	22.94	PASS
Band4	10MHz	QPSK	20000	1RB#24	24.25	PASS
Band4	10MHz	16QAM	20000	1RB#24	22.70	PASS
Band4	10MHz	QPSK	20000	1RB#49	23.72	PASS
Band4	10MHz	16QAM	20000	1RB#49	22.52	PASS
Band4	10MHz	QPSK	20000	25RB#0	22.72	PASS
Band4	10MHz	16QAM	20000	25RB#0	21.74	PASS
Band4	10MHz	QPSK	20000	25RB#12	22.72	PASS
Band4	10MHz	16QAM	20000	25RB#12	21.68	PASS
Band4	10MHz	QPSK	20000	25RB#25	22.78	PASS
Band4	10MHz	16QAM	20000	25RB#25	21.82	PASS
Band4	10MHz	QPSK	20000	50RB#0	22.71	PASS
Band4	10MHz	16QAM	20000	50RB#0	21.72	PASS
Band4	10MHz	QPSK	20175	1RB#0	23.48	PASS
Band4	10MHz	16QAM	20175	1RB#0	22.53	PASS
Band4	10MHz	QPSK	20175	1RB#24	23.45	PASS
Band4	10MHz	16QAM	20175	1RB#24	22.62	PASS
Band4	10MHz	QPSK	20175	1RB#49	23.40	PASS
Band4	10MHz	16QAM	20175	1RB#49	22.43	PASS
Band4	10MHz	QPSK	20175	25RB#0	22.54	PASS
Band4	10MHz	16QAM	20175	25RB#0	21.54	PASS
Band4	10MHz	QPSK	20175	25RB#12	22.53	PASS
Band4	10MHz	16QAM	20175	25RB#12	21.54	PASS
Band4	10MHz	QPSK	20175	25RB#25	22.51	PASS
Band4	10MHz	16QAM	20175	25RB#25	21.47	PASS
Band4	10MHz	QPSK	20175	50RB#0	22.46	PASS
Band4	10MHz	16QAM	20175	50RB#0	21.50	PASS
Band4	10MHz	QPSK	20350	1RB#0	23.89	PASS
Band4	10MHz	16QAM	20350	1RB#0	22.83	PASS
Band4	10MHz	QPSK	20350	1RB#24	24.25	PASS
Band4	10MHz	16QAM	20350	1RB#24	23.18	PASS
Band4	10MHz	QPSK	20350	1RB#49	24.23	PASS
Band4	10MHz	16QAM	20350	1RB#49	23.19	PASS
Band4	10MHz	QPSK	20350	25RB#0	23.04	PASS

Band4	10MHz	16QAM	20350	25RB#0	21.97	PASS
Band4	10MHz	QPSK	20350	25RB#12	23.00	PASS
Band4	10MHz	16QAM	20350	25RB#12	21.98	PASS
Band4	10MHz	QPSK	20350	25RB#25	23.19	PASS
Band4	10MHz	16QAM	20350	25RB#25	22.21	PASS
Band4	10MHz	QPSK	20350	50RB#0	23.08	PASS
Band4	10MHz	16QAM	20350	50RB#0	22.08	PASS
Band4	15MHz	QPSK	20025	1RB#0	23.57	PASS
Band4	15MHz	16QAM	20025	1RB#0	22.71	PASS
Band4	15MHz	QPSK	20025	1RB#38	23.75	PASS
Band4	15MHz	16QAM	20025	1RB#38	22.88	PASS
Band4	15MHz	QPSK	20025	1RB#74	23.44	PASS
Band4	15MHz	16QAM	20025	1RB#74	22.73	PASS
Band4	15MHz	QPSK	20025	38RB#0	22.87	PASS
Band4	15MHz	16QAM	20025	38RB#0	22.87	PASS
Band4	15MHz	QPSK	20025	38RB#18	22.83	PASS
Band4	15MHz	16QAM	20025	38RB#18	22.83	PASS
Band4	15MHz	QPSK	20025	38RB#37	22.84	PASS
Band4	15MHz	16QAM	20025	38RB#37	22.85	PASS
Band4	15MHz	QPSK	20025	75RB#0	22.91	PASS
Band4	15MHz	16QAM	20025	75RB#0	21.78	PASS
Band4	15MHz	QPSK	20175	1RB#0	23.47	PASS
Band4	15MHz	16QAM	20175	1RB#0	22.66	PASS
Band4	15MHz	QPSK	20175	1RB#38	23.40	PASS
Band4	15MHz	16QAM	20175	1RB#38	22.61	PASS
Band4	15MHz	QPSK	20175	1RB#74	23.26	PASS
Band4	15MHz	16QAM	20175	1RB#74	22.44	PASS
Band4	15MHz	QPSK	20175	38RB#0	22.57	PASS
Band4	15MHz	16QAM	20175	38RB#0	22.57	PASS
Band4	15MHz	QPSK	20175	38RB#18	22.57	PASS
Band4	15MHz	16QAM	20175	38RB#18	22.56	PASS
Band4	15MHz	QPSK	20175	38RB#37	22.56	PASS
Band4	15MHz	16QAM	20175	38RB#37	22.56	PASS
Band4	15MHz	QPSK	20175	75RB#0	22.55	PASS
Band4	15MHz	16QAM	20175	75RB#0	21.50	PASS
Band4	15MHz	QPSK	20325	1RB#0	23.60	PASS
Band4	15MHz	16QAM	20325	1RB#0	22.74	PASS
Band4	15MHz	QPSK	20325	1RB#38	23.92	PASS
Band4	15MHz	16QAM	20325	1RB#38	23.03	PASS
Band4	15MHz	QPSK	20325	1RB#74	24.02	PASS
Band4	15MHz	16QAM	20325	1RB#74	23.16	PASS
Band4	15MHz	QPSK	20325	38RB#0	23.14	PASS

Band4	15MHz	16QAM	20325	38RB#0	23.12	PASS
Band4	15MHz	QPSK	20325	38RB#18	23.11	PASS
Band4	15MHz	16QAM	20325	38RB#18	23.08	PASS
Band4	15MHz	QPSK	20325	38RB#37	23.10	PASS
Band4	15MHz	16QAM	20325	38RB#37	23.09	PASS
Band4	15MHz	QPSK	20325	75RB#0	23.13	PASS
Band4	15MHz	16QAM	20325	75RB#0	22.00	PASS
Band4	20MHz	QPSK	20050	1RB#0	23.52	PASS
Band4	20MHz	16QAM	20050	1RB#0	23.05	PASS
Band4	20MHz	QPSK	20050	1RB#49	24.44	PASS
Band4	20MHz	16QAM	20050	1RB#49	23.30	PASS
Band4	20MHz	QPSK	20050	1RB#99	23.72	PASS
Band4	20MHz	16QAM	20050	1RB#99	22.73	PASS
Band4	20MHz	QPSK	20050	50RB#0	23.21	PASS
Band4	20MHz	16QAM	20050	50RB#0	22.18	PASS
Band4	20MHz	QPSK	20050	50RB#25	23.18	PASS
Band4	20MHz	16QAM	20050	50RB#25	22.23	PASS
Band4	20MHz	QPSK	20050	50RB#50	23.14	PASS
Band4	20MHz	16QAM	20050	50RB#50	22.16	PASS
Band4	20MHz	QPSK	20050	100RB#0	23.13	PASS
Band4	20MHz	16QAM	20050	100RB#0	22.20	PASS
Band4	20MHz	QPSK	20175	1RB#0	23.92	PASS
Band4	20MHz	16QAM	20175	1RB#0	22.74	PASS
Band4	20MHz	QPSK	20175	1RB#49	24.10	PASS
Band4	20MHz	16QAM	20175	1RB#49	23.23	PASS
Band4	20MHz	QPSK	20175	1RB#99	23.87	PASS
Band4	20MHz	16QAM	20175	1RB#99	22.66	PASS
Band4	20MHz	QPSK	20175	50RB#0	23.04	PASS
Band4	20MHz	16QAM	20175	50RB#0	22.12	PASS
Band4	20MHz	QPSK	20175	50RB#25	23.03	PASS
Band4	20MHz	16QAM	20175	50RB#25	22.07	PASS
Band4	20MHz	QPSK	20175	50RB#50	22.87	PASS
Band4	20MHz	16QAM	20175	50RB#50	21.90	PASS
Band4	20MHz	QPSK	20175	100RB#0	22.93	PASS
Band4	20MHz	16QAM	20175	100RB#0	22.01	PASS
Band4	20MHz	QPSK	20300	1RB#0	23.89	PASS
Band4	20MHz	16QAM	20300	1RB#0	22.72	PASS
Band4	20MHz	QPSK	20300	1RB#49	**24.87**	PASS
Band4	20MHz	16QAM	20300	1RB#49	23.18	PASS
Band4	20MHz	QPSK	20300	1RB#99	24.44	PASS
Band4	20MHz	16QAM	20300	1RB#99	23.24	PASS
Band4	20MHz	QPSK	20300	50RB#0	23.10	PASS

Band4	20MHz	16QAM	20300	50RB#0	22.19	PASS
Band4	20MHz	QPSK	20300	50RB#25	23.11	PASS
Band4	20MHz	16QAM	20300	50RB#25	22.13	PASS
Band4	20MHz	QPSK	20300	50RB#50	23.41	PASS
Band4	20MHz	16QAM	20300	50RB#50	22.42	PASS
Band4	20MHz	QPSK	20300	100RB#0	23.26	PASS
Band4	20MHz	16QAM	20300	100RB#0	22.22	PASS

FDD-LTE Band 5(P1):

Band	Bandwidth	Modulation	Channel	RB Configuration	Result(dBm)	Verdict
Band5	1.4MHz	QPSK	20407	1RB#0	24.20	PASS
Band5	1.4MHz	16QAM	20407	1RB#0	23.22	PASS
Band5	1.4MHz	QPSK	20407	1RB#2	24.33	PASS
Band5	1.4MHz	16QAM	20407	1RB#2	23.36	PASS
Band5	1.4MHz	QPSK	20407	1RB#5	24.21	PASS
Band5	1.4MHz	16QAM	20407	1RB#5	23.24	PASS
Band5	1.4MHz	QPSK	20407	3RB#0	24.22	PASS
Band5	1.4MHz	16QAM	20407	3RB#0	23.07	PASS
Band5	1.4MHz	QPSK	20407	3RB#1	24.25	PASS
Band5	1.4MHz	16QAM	20407	3RB#1	23.11	PASS
Band5	1.4MHz	QPSK	20407	3RB#3	24.29	PASS
Band5	1.4MHz	16QAM	20407	3RB#3	23.10	PASS
Band5	1.4MHz	QPSK	20407	6RB#0	23.27	PASS
Band5	1.4MHz	16QAM	20407	6RB#0	22.15	PASS
Band5	1.4MHz	QPSK	20525	1RB#0	24.45	PASS
Band5	1.4MHz	16QAM	20525	1RB#0	23.53	PASS
Band5	1.4MHz	QPSK	20525	1RB#2	24.63	PASS
Band5	1.4MHz	16QAM	20525	1RB#2	23.74	PASS
Band5	1.4MHz	QPSK	20525	1RB#5	24.45	PASS
Band5	1.4MHz	16QAM	20525	1RB#5	23.06	PASS
Band5	1.4MHz	QPSK	20525	3RB#0	24.27	PASS
Band5	1.4MHz	16QAM	20525	3RB#0	22.95	PASS
Band5	1.4MHz	QPSK	20525	3RB#1	24.15	PASS
Band5	1.4MHz	16QAM	20525	3RB#1	22.94	PASS
Band5	1.4MHz	QPSK	20525	3RB#3	24.04	PASS
Band5	1.4MHz	16QAM	20525	3RB#3	23.01	PASS
Band5	1.4MHz	QPSK	20525	6RB#0	22.99	PASS
Band5	1.4MHz	16QAM	20525	6RB#0	22.30	PASS
Band5	1.4MHz	QPSK	20643	1RB#0	24.63	PASS
Band5	1.4MHz	16QAM	20643	1RB#0	23.20	PASS
Band5	1.4MHz	QPSK	20643	1RB#2	24.44	PASS

Band5	1.4MHz	16QAM	20643	1RB#2	23.25	PASS
Band5	1.4MHz	QPSK	20643	1RB#5	24.25	PASS
Band5	1.4MHz	16QAM	20643	1RB#5	23.10	PASS
Band5	1.4MHz	QPSK	20643	3RB#0	24.15	PASS
Band5	1.4MHz	16QAM	20643	3RB#0	23.00	PASS
Band5	1.4MHz	QPSK	20643	3RB#1	24.24	PASS
Band5	1.4MHz	16QAM	20643	3RB#1	23.05	PASS
Band5	1.4MHz	QPSK	20643	3RB#3	24.10	PASS
Band5	1.4MHz	16QAM	20643	3RB#3	22.93	PASS
Band5	1.4MHz	QPSK	20643	6RB#0	23.19	PASS
Band5	1.4MHz	16QAM	20643	6RB#0	22.27	PASS
Band5	5MHz	QPSK	20425	1RB#0	24.16	PASS
Band5	5MHz	16QAM	20425	1RB#0	23.33	PASS
Band5	5MHz	QPSK	20425	1RB#12	24.26	PASS
Band5	5MHz	16QAM	20425	1RB#12	23.45	PASS
Band5	5MHz	QPSK	20425	1RB#24	24.26	PASS
Band5	5MHz	16QAM	20425	1RB#24	23.45	PASS
Band5	5MHz	QPSK	20425	12RB#0	23.13	PASS
Band5	5MHz	16QAM	20425	12RB#0	22.18	PASS
Band5	5MHz	QPSK	20425	12RB#6	23.11	PASS
Band5	5MHz	16QAM	20425	12RB#6	22.21	PASS
Band5	5MHz	QPSK	20425	12RB#13	23.29	PASS
Band5	5MHz	16QAM	20425	12RB#13	22.34	PASS
Band5	5MHz	QPSK	20425	25RB#0	23.24	PASS
Band5	5MHz	16QAM	20425	25RB#0	22.28	PASS
Band5	5MHz	QPSK	20525	1RB#0	24.49	PASS
Band5	5MHz	16QAM	20525	1RB#0	23.51	PASS
Band5	5MHz	QPSK	20525	1RB#12	24.62	PASS
Band5	5MHz	16QAM	20525	1RB#12	23.55	PASS
Band5	5MHz	QPSK	20525	1RB#24	24.52	PASS
Band5	5MHz	16QAM	20525	1RB#24	23.50	PASS
Band5	5MHz	QPSK	20525	12RB#0	23.47	PASS
Band5	5MHz	16QAM	20525	12RB#0	22.49	PASS
Band5	5MHz	QPSK	20525	12RB#6	23.51	PASS
Band5	5MHz	16QAM	20525	12RB#6	22.51	PASS
Band5	5MHz	QPSK	20525	12RB#13	23.51	PASS
Band5	5MHz	16QAM	20525	12RB#13	22.54	PASS
Band5	5MHz	QPSK	20525	25RB#0	23.50	PASS
Band5	5MHz	16QAM	20525	25RB#0	22.58	PASS
Band5	5MHz	QPSK	20625	1RB#0	24.58	PASS
Band5	5MHz	16QAM	20625	1RB#0	23.53	PASS
Band5	5MHz	QPSK	20625	1RB#12	24.62	PASS

Band5	5MHz	16QAM	20625	1RB#12	23.59	PASS
Band5	5MHz	QPSK	20625	1RB#24	24.52	PASS
Band5	5MHz	16QAM	20625	1RB#24	23.49	PASS
Band5	5MHz	QPSK	20625	12RB#0	23.59	PASS
Band5	5MHz	16QAM	20625	12RB#0	22.55	PASS
Band5	5MHz	QPSK	20625	12RB#6	23.59	PASS
Band5	5MHz	16QAM	20625	12RB#6	22.57	PASS
Band5	5MHz	QPSK	20625	12RB#13	23.57	PASS
Band5	5MHz	16QAM	20625	12RB#13	22.54	PASS
Band5	5MHz	QPSK	20625	25RB#0	23.53	PASS
Band5	5MHz	16QAM	20625	25RB#0	22.54	PASS
Band5	10MHz	QPSK	20450	1RB#0	24.19	PASS
Band5	10MHz	16QAM	20450	1RB#0	23.15	PASS
Band5	10MHz	QPSK	20450	1RB#24	24.42	PASS
Band5	10MHz	16QAM	20450	1RB#24	23.44	PASS
Band5	10MHz	QPSK	20450	1RB#49	24.41	PASS
Band5	10MHz	16QAM	20450	1RB#49	23.45	PASS
Band5	10MHz	QPSK	20450	25RB#0	23.27	PASS
Band5	10MHz	16QAM	20450	25RB#0	22.27	PASS
Band5	10MHz	QPSK	20450	25RB#12	23.28	PASS
Band5	10MHz	16QAM	20450	25RB#12	22.29	PASS
Band5	10MHz	QPSK	20450	25RB#25	23.40	PASS
Band5	10MHz	16QAM	20450	25RB#25	22.35	PASS
Band5	10MHz	QPSK	20450	50RB#0	23.34	PASS
Band5	10MHz	16QAM	20450	50RB#0	22.32	PASS
Band5	10MHz	QPSK	20525	1RB#0	24.44	PASS
Band5	10MHz	16QAM	20525	1RB#0	23.42	PASS
Band5	10MHz	QPSK	20525	1RB#24	24.51	PASS
Band5	10MHz	16QAM	20525	1RB#24	23.60	PASS
Band5	10MHz	QPSK	20525	1RB#49	24.57	PASS
Band5	10MHz	16QAM	20525	1RB#49	23.56	PASS
Band5	10MHz	QPSK	20525	25RB#0	23.60	PASS
Band5	10MHz	16QAM	20525	25RB#0	22.53	PASS
Band5	10MHz	QPSK	20525	25RB#12	23.60	PASS
Band5	10MHz	16QAM	20525	25RB#12	22.55	PASS
Band5	10MHz	QPSK	20525	25RB#25	23.60	PASS
Band5	10MHz	16QAM	20525	25RB#25	22.60	PASS
Band5	10MHz	QPSK	20525	50RB#0	23.56	PASS
Band5	10MHz	16QAM	20525	50RB#0	22.59	PASS
Band5	10MHz	QPSK	20600	1RB#0	24.58	PASS
Band5	10MHz	16QAM	20600	1RB#0	23.59	PASS
Band5	10MHz	QPSK	20600	1RB#24	**24.65**	PASS

Band5	10MHz	16QAM	20600	1RB#24	23.71	PASS
Band5	10MHz	QPSK	20600	1RB#49	24.54	PASS
Band5	10MHz	16QAM	20600	1RB#49	23.51	PASS
Band5	10MHz	QPSK	20600	25RB#0	23.69	PASS
Band5	10MHz	16QAM	20600	25RB#0	22.62	PASS
Band5	10MHz	QPSK	20600	25RB#12	23.69	PASS
Band5	10MHz	16QAM	20600	25RB#12	22.64	PASS
Band5	10MHz	QPSK	20600	25RB#25	23.65	PASS
Band5	10MHz	16QAM	20600	25RB#25	22.57	PASS
Band5	10MHz	QPSK	20600	50RB#0	23.64	PASS
Band5	10MHz	16QAM	20600	50RB#0	22.62	PASS
Band5	3MHz	QPSK	20415	1RB#0	24.19	PASS
Band5	3MHz	16QAM	20415	1RB#0	23.34	PASS
Band5	3MHz	QPSK	20415	1RB#8	24.20	PASS
Band5	3MHz	16QAM	20415	1RB#8	23.33	PASS
Band5	3MHz	QPSK	20415	1RB#14	24.20	PASS
Band5	3MHz	16QAM	20415	1RB#14	23.36	PASS
Band5	3MHz	QPSK	20415	8RB#0	23.24	PASS
Band5	3MHz	16QAM	20415	8RB#0	22.31	PASS
Band5	3MHz	QPSK	20415	8RB#4	23.24	PASS
Band5	3MHz	16QAM	20415	8RB#4	22.30	PASS
Band5	3MHz	QPSK	20415	8RB#7	23.28	PASS
Band5	3MHz	16QAM	20415	8RB#7	22.33	PASS
Band5	3MHz	QPSK	20415	15RB#0	23.20	PASS
Band5	3MHz	16QAM	20415	15RB#0	22.24	PASS
Band5	3MHz	QPSK	20525	1RB#0	24.41	PASS
Band5	3MHz	16QAM	20525	1RB#0	23.68	PASS
Band5	3MHz	QPSK	20525	1RB#8	24.46	PASS
Band5	3MHz	16QAM	20525	1RB#8	23.62	PASS
Band5	3MHz	QPSK	20525	1RB#14	24.49	PASS
Band5	3MHz	16QAM	20525	1RB#14	23.65	PASS
Band5	3MHz	QPSK	20525	8RB#0	23.48	PASS
Band5	3MHz	16QAM	20525	8RB#0	22.58	PASS
Band5	3MHz	QPSK	20525	8RB#4	23.49	PASS
Band5	3MHz	16QAM	20525	8RB#4	22.57	PASS
Band5	3MHz	QPSK	20525	8RB#7	23.51	PASS
Band5	3MHz	16QAM	20525	8RB#7	22.60	PASS
Band5	3MHz	QPSK	20525	15RB#0	23.50	PASS
Band5	3MHz	16QAM	20525	15RB#0	22.54	PASS
Band5	3MHz	QPSK	20635	1RB#0	24.53	PASS
Band5	3MHz	16QAM	20635	1RB#0	23.72	PASS
Band5	3MHz	QPSK	20635	1RB#8	24.48	PASS

Band5	3MHz	16QAM	20635	1RB#8	23.64	PASS
Band5	3MHz	QPSK	20635	1RB#14	24.53	PASS
Band5	3MHz	16QAM	20635	1RB#14	23.66	PASS
Band5	3MHz	QPSK	20635	8RB#0	23.62	PASS
Band5	3MHz	16QAM	20635	8RB#0	22.61	PASS
Band5	3MHz	QPSK	20635	8RB#4	23.59	PASS
Band5	3MHz	16QAM	20635	8RB#4	22.61	PASS
Band5	3MHz	QPSK	20635	8RB#7	23.60	PASS
Band5	3MHz	16QAM	20635	8RB#7	22.58	PASS
Band5	3MHz	QPSK	20635	15RB#0	23.56	PASS
Band5	3MHz	16QAM	20635	15RB#0	22.56	PASS

FDD-LTE Band 12(P1):

Band	Bandwidth	Modulation	Channel	RB Configuration	Result(dBm)	Verdict
Band12	1.4MHz	QPSK	23017	1RB#0	23.77	PASS
Band12	1.4MHz	16QAM	23017	1RB#0	22.94	PASS
Band12	1.4MHz	QPSK	23017	1RB#2	23.97	PASS
Band12	1.4MHz	16QAM	23017	1RB#2	23.17	PASS
Band12	1.4MHz	QPSK	23017	1RB#5	23.79	PASS
Band12	1.4MHz	16QAM	23017	1RB#5	23.04	PASS
Band12	1.4MHz	QPSK	23017	3RB#0	23.85	PASS
Band12	1.4MHz	16QAM	23017	3RB#0	22.81	PASS
Band12	1.4MHz	QPSK	23017	3RB#1	23.86	PASS
Band12	1.4MHz	16QAM	23017	3RB#1	22.81	PASS
Band12	1.4MHz	QPSK	23017	3RB#3	23.90	PASS
Band12	1.4MHz	16QAM	23017	3RB#3	22.79	PASS
Band12	1.4MHz	QPSK	23017	6RB#0	22.94	PASS
Band12	1.4MHz	16QAM	23017	6RB#0	21.95	PASS
Band12	1.4MHz	QPSK	23095	1RB#0	23.99	PASS
Band12	1.4MHz	16QAM	23095	1RB#0	23.11	PASS
Band12	1.4MHz	QPSK	23095	1RB#2	24.17	PASS
Band12	1.4MHz	16QAM	23095	1RB#2	23.27	PASS
Band12	1.4MHz	QPSK	23095	1RB#5	24.01	PASS
Band12	1.4MHz	16QAM	23095	1RB#5	23.13	PASS
Band12	1.4MHz	QPSK	23095	3RB#0	24.05	PASS
Band12	1.4MHz	16QAM	23095	3RB#0	23.00	PASS
Band12	1.4MHz	QPSK	23095	3RB#1	24.07	PASS
Band12	1.4MHz	16QAM	23095	3RB#1	22.99	PASS
Band12	1.4MHz	QPSK	23095	3RB#3	24.09	PASS
Band12	1.4MHz	16QAM	23095	3RB#3	23.02	PASS
Band12	1.4MHz	QPSK	23095	6RB#0	23.18	PASS

Band12	1.4MHz	16QAM	23095	6RB#0	22.19	PASS
Band12	1.4MHz	QPSK	23173	1RB#0	23.87	PASS
Band12	1.4MHz	16QAM	23173	1RB#0	23.00	PASS
Band12	1.4MHz	QPSK	23173	1RB#2	23.97	PASS
Band12	1.4MHz	16QAM	23173	1RB#2	23.29	PASS
Band12	1.4MHz	QPSK	23173	1RB#5	23.87	PASS
Band12	1.4MHz	16QAM	23173	1RB#5	23.04	PASS
Band12	1.4MHz	QPSK	23173	3RB#0	23.98	PASS
Band12	1.4MHz	16QAM	23173	3RB#0	22.90	PASS
Band12	1.4MHz	QPSK	23173	3RB#1	23.95	PASS
Band12	1.4MHz	16QAM	23173	3RB#1	22.90	PASS
Band12	1.4MHz	QPSK	23173	3RB#3	24.00	PASS
Band12	1.4MHz	16QAM	23173	3RB#3	22.90	PASS
Band12	1.4MHz	QPSK	23173	6RB#0	23.00	PASS
Band12	1.4MHz	16QAM	23173	6RB#0	21.86	PASS
Band12	5MHz	QPSK	23035	1RB#0	23.78	PASS
Band12	5MHz	16QAM	23035	1RB#0	22.82	PASS
Band12	5MHz	QPSK	23035	1RB#12	23.98	PASS
Band12	5MHz	16QAM	23035	1RB#12	23.07	PASS
Band12	5MHz	QPSK	23035	1RB#24	23.92	PASS
Band12	5MHz	16QAM	23035	1RB#24	23.01	PASS
Band12	5MHz	QPSK	23035	12RB#0	23.04	PASS
Band12	5MHz	16QAM	23035	12RB#0	22.00	PASS
Band12	5MHz	QPSK	23035	12RB#6	23.01	PASS
Band12	5MHz	16QAM	23035	12RB#6	22.04	PASS
Band12	5MHz	QPSK	23035	12RB#13	22.99	PASS
Band12	5MHz	16QAM	23035	12RB#13	22.04	PASS
Band12	5MHz	QPSK	23035	25RB#0	22.98	PASS
Band12	5MHz	16QAM	23035	25RB#0	22.04	PASS
Band12	5MHz	QPSK	23095	1RB#0	24.00	PASS
Band12	5MHz	16QAM	23095	1RB#0	23.16	PASS
Band12	5MHz	QPSK	23095	1RB#12	24.05	PASS
Band12	5MHz	16QAM	23095	1RB#12	23.24	PASS
Band12	5MHz	QPSK	23095	1RB#24	24.01	PASS
Band12	5MHz	16QAM	23095	1RB#24	23.22	PASS
Band12	5MHz	QPSK	23095	12RB#0	22.99	PASS
Band12	5MHz	16QAM	23095	12RB#0	22.00	PASS
Band12	5MHz	QPSK	23095	12RB#6	22.99	PASS
Band12	5MHz	16QAM	23095	12RB#6	22.05	PASS
Band12	5MHz	QPSK	23095	12RB#13	23.19	PASS
Band12	5MHz	16QAM	23095	12RB#13	22.13	PASS
Band12	5MHz	QPSK	23095	25RB#0	23.07	PASS

Band12	5MHz	16QAM	23095	25RB#0	22.06	PASS
Band12	5MHz	QPSK	23155	1RB#0	23.95	PASS
Band12	5MHz	16QAM	23155	1RB#0	23.01	PASS
Band12	5MHz	QPSK	23155	1RB#12	24.00	PASS
Band12	5MHz	16QAM	23155	1RB#12	23.03	PASS
Band12	5MHz	QPSK	23155	1RB#24	23.90	PASS
Band12	5MHz	16QAM	23155	1RB#24	22.90	PASS
Band12	5MHz	QPSK	23155	12RB#0	22.99	PASS
Band12	5MHz	16QAM	23155	12RB#0	22.03	PASS
Band12	5MHz	QPSK	23155	12RB#6	22.98	PASS
Band12	5MHz	16QAM	23155	12RB#6	22.00	PASS
Band12	5MHz	QPSK	23155	12RB#13	22.90	PASS
Band12	5MHz	16QAM	23155	12RB#13	21.93	PASS
Band12	5MHz	QPSK	23155	25RB#0	22.95	PASS
Band12	5MHz	16QAM	23155	25RB#0	21.98	PASS
Band12	10MHz	QPSK	23060	1RB#0	23.83	PASS
Band12	10MHz	16QAM	23060	1RB#0	22.89	PASS
Band12	10MHz	QPSK	23060	1RB#24	24.01	PASS
Band12	10MHz	16QAM	23060	1RB#24	23.14	PASS
Band12	10MHz	QPSK	23060	1RB#49	24.00	PASS
Band12	10MHz	16QAM	23060	1RB#49	23.06	PASS
Band12	10MHz	QPSK	23060	25RB#0	23.15	PASS
Band12	10MHz	16QAM	23060	25RB#0	22.11	PASS
Band12	10MHz	QPSK	23060	25RB#12	23.09	PASS
Band12	10MHz	16QAM	23060	25RB#12	22.07	PASS
Band12	10MHz	QPSK	23060	25RB#25	23.16	PASS
Band12	10MHz	16QAM	23060	25RB#25	22.13	PASS
Band12	10MHz	QPSK	23060	50RB#0	23.15	PASS
Band12	10MHz	16QAM	23060	50RB#0	22.13	PASS
Band12	10MHz	QPSK	23095	1RB#0	24.02	PASS
Band12	10MHz	16QAM	23095	1RB#0	22.89	PASS
Band12	10MHz	QPSK	23095	1RB#24	**24.22**	PASS
Band12	10MHz	16QAM	23095	1RB#24	23.06	PASS
Band12	10MHz	QPSK	23095	1RB#49	24.00	PASS
Band12	10MHz	16QAM	23095	1RB#49	22.84	PASS
Band12	10MHz	QPSK	23095	25RB#0	23.05	PASS
Band12	10MHz	16QAM	23095	25RB#0	22.04	PASS
Band12	10MHz	QPSK	23095	25RB#12	23.06	PASS
Band12	10MHz	16QAM	23095	25RB#12	22.07	PASS
Band12	10MHz	QPSK	23095	25RB#25	23.15	PASS
Band12	10MHz	16QAM	23095	25RB#25	22.15	PASS
Band12	10MHz	QPSK	23095	50RB#0	23.07	PASS

Band12	10MHz	16QAM	23095	50RB#0	22.10	PASS
Band12	10MHz	QPSK	23130	1RB#0	24.01	PASS
Band12	10MHz	16QAM	23130	1RB#0	22.85	PASS
Band12	10MHz	QPSK	23130	1RB#24	24.09	PASS
Band12	10MHz	16QAM	23130	1RB#24	22.88	PASS
Band12	10MHz	QPSK	23130	1RB#49	23.88	PASS
Band12	10MHz	16QAM	23130	1RB#49	22.67	PASS
Band12	10MHz	QPSK	23130	25RB#0	23.05	PASS
Band12	10MHz	16QAM	23130	25RB#0	22.10	PASS
Band12	10MHz	QPSK	23130	25RB#12	23.06	PASS
Band12	10MHz	16QAM	23130	25RB#12	22.07	PASS
Band12	10MHz	QPSK	23130	25RB#25	22.95	PASS
Band12	10MHz	16QAM	23130	25RB#25	21.98	PASS
Band12	10MHz	QPSK	23130	50RB#0	23.01	PASS
Band12	10MHz	16QAM	23130	50RB#0	21.98	PASS
Band12	3MHz	QPSK	23025	1RB#0	23.75	PASS
Band12	3MHz	16QAM	23025	1RB#0	23.06	PASS
Band12	3MHz	QPSK	23025	1RB#8	23.94	PASS
Band12	3MHz	16QAM	23025	1RB#8	23.11	PASS
Band12	3MHz	QPSK	23025	1RB#14	23.96	PASS
Band12	3MHz	16QAM	23025	1RB#14	23.19	PASS
Band12	3MHz	QPSK	23025	8RB#0	22.92	PASS
Band12	3MHz	16QAM	23025	8RB#0	21.99	PASS
Band12	3MHz	QPSK	23025	8RB#4	22.92	PASS
Band12	3MHz	16QAM	23025	8RB#4	21.96	PASS
Band12	3MHz	QPSK	23025	8RB#7	23.00	PASS
Band12	3MHz	16QAM	23025	8RB#7	22.01	PASS
Band12	3MHz	QPSK	23025	15RB#0	22.92	PASS
Band12	3MHz	16QAM	23025	15RB#0	21.94	PASS
Band12	3MHz	QPSK	23095	1RB#0	24.01	PASS
Band12	3MHz	16QAM	23095	1RB#0	23.19	PASS
Band12	3MHz	QPSK	23095	1RB#8	24.02	PASS
Band12	3MHz	16QAM	23095	1RB#8	23.16	PASS
Band12	3MHz	QPSK	23095	1RB#14	24.04	PASS
Band12	3MHz	16QAM	23095	1RB#14	23.17	PASS
Band12	3MHz	QPSK	23095	8RB#0	23.11	PASS
Band12	3MHz	16QAM	23095	8RB#0	22.03	PASS
Band12	3MHz	QPSK	23095	8RB#4	23.10	PASS
Band12	3MHz	16QAM	23095	8RB#4	22.07	PASS
Band12	3MHz	QPSK	23095	8RB#7	23.10	PASS
Band12	3MHz	16QAM	23095	8RB#7	22.14	PASS
Band12	3MHz	QPSK	23095	15RB#0	23.05	PASS

Band12	3MHz	16QAM	23095	15RB#0	21.99	PASS
Band12	3MHz	QPSK	23165	1RB#0	23.93	PASS
Band12	3MHz	16QAM	23165	1RB#0	22.85	PASS
Band12	3MHz	QPSK	23165	1RB#8	23.90	PASS
Band12	3MHz	16QAM	23165	1RB#8	22.86	PASS
Band12	3MHz	QPSK	23165	1RB#14	23.87	PASS
Band12	3MHz	16QAM	23165	1RB#14	22.89	PASS
Band12	3MHz	QPSK	23165	8RB#0	22.99	PASS
Band12	3MHz	16QAM	23165	8RB#0	22.04	PASS
Band12	3MHz	QPSK	23165	8RB#4	23.02	PASS
Band12	3MHz	16QAM	23165	8RB#4	22.01	PASS
Band12	3MHz	QPSK	23165	8RB#7	22.96	PASS
Band12	3MHz	16QAM	23165	8RB#7	21.94	PASS
Band12	3MHz	QPSK	23165	15RB#0	22.93	PASS
Band12	3MHz	16QAM	23165	15RB#0	21.87	PASS

FDD-LTE Band 13(P1):

Band	Bandwidth	Modulation	Channel	RB Configuration	Result(dBm)	Verdict
Band13	5MHz	QPSK	23205	1RB#0	23.89	PASS
Band13	5MHz	16QAM	23205	1RB#0	22.95	PASS
Band13	5MHz	QPSK	23205	1RB#12	24.01	PASS
Band13	5MHz	16QAM	23205	1RB#12	23.00	PASS
Band13	5MHz	QPSK	23205	1RB#24	23.85	PASS
Band13	5MHz	16QAM	23205	1RB#24	22.85	PASS
Band13	5MHz	QPSK	23205	12RB#0	22.94	PASS
Band13	5MHz	16QAM	23205	12RB#0	21.94	PASS
Band13	5MHz	QPSK	23205	12RB#6	22.95	PASS
Band13	5MHz	16QAM	23205	12RB#6	21.90	PASS
Band13	5MHz	QPSK	23205	12RB#13	22.83	PASS
Band13	5MHz	16QAM	23205	12RB#13	21.87	PASS
Band13	5MHz	QPSK	23205	25RB#0	22.95	PASS
Band13	5MHz	16QAM	23205	25RB#0	21.97	PASS
Band13	5MHz	QPSK	23230	1RB#0	23.88	PASS
Band13	5MHz	16QAM	23230	1RB#0	23.05	PASS
Band13	5MHz	QPSK	23230	1RB#12	23.91	PASS
Band13	5MHz	16QAM	23230	1RB#12	23.13	PASS
Band13	5MHz	QPSK	23230	1RB#24	23.81	PASS
Band13	5MHz	16QAM	23230	1RB#24	23.02	PASS
Band13	5MHz	QPSK	23230	12RB#0	22.91	PASS
Band13	5MHz	16QAM	23230	12RB#0	22.01	PASS
Band13	5MHz	QPSK	23230	12RB#6	22.93	PASS

Band13	5MHz	16QAM	23230	12RB#6	22.05	PASS
Band13	5MHz	QPSK	23230	12RB#13	22.83	PASS
Band13	5MHz	16QAM	23230	12RB#13	21.91	PASS
Band13	5MHz	QPSK	23230	25RB#0	22.93	PASS
Band13	5MHz	16QAM	23230	25RB#0	21.91	PASS
Band13	5MHz	QPSK	23255	1RB#0	23.85	PASS
Band13	5MHz	16QAM	23255	1RB#0	22.87	PASS
Band13	5MHz	QPSK	23255	1RB#12	23.92	PASS
Band13	5MHz	16QAM	23255	1RB#12	22.85	PASS
Band13	5MHz	QPSK	23255	1RB#24	23.74	PASS
Band13	5MHz	16QAM	23255	1RB#24	22.76	PASS
Band13	5MHz	QPSK	23255	12RB#0	22.86	PASS
Band13	5MHz	16QAM	23255	12RB#0	21.94	PASS
Band13	5MHz	QPSK	23255	12RB#6	22.89	PASS
Band13	5MHz	16QAM	23255	12RB#6	21.93	PASS
Band13	5MHz	QPSK	23255	12RB#13	22.80	PASS
Band13	5MHz	16QAM	23255	12RB#13	21.87	PASS
Band13	5MHz	QPSK	23255	25RB#0	22.91	PASS
Band13	5MHz	16QAM	23255	25RB#0	22.01	PASS
Band13	10MHz	QPSK	23230	1RB#0	23.99	PASS
Band13	10MHz	16QAM	23230	1RB#0	22.98	PASS
Band13	10MHz	QPSK	23230	1RB#24	**24.06**	PASS
Band13	10MHz	16QAM	23230	1RB#24	23.08	PASS
Band13	10MHz	QPSK	23230	1RB#49	23.79	PASS
Band13	10MHz	16QAM	23230	1RB#49	22.79	PASS
Band13	10MHz	QPSK	23230	25RB#0	22.98	PASS
Band13	10MHz	16QAM	23230	25RB#0	21.96	PASS
Band13	10MHz	QPSK	23230	25RB#12	22.99	PASS
Band13	10MHz	16QAM	23230	25RB#12	21.96	PASS
Band13	10MHz	QPSK	23230	25RB#25	22.86	PASS
Band13	10MHz	16QAM	23230	25RB#25	21.88	PASS
Band13	10MHz	QPSK	23230	50RB#0	22.90	PASS
Band13	10MHz	16QAM	23230	50RB#0	21.94	PASS

FDD-LTE Band 17(P1):

Band	Bandwidth	Modulation	Channel	RB Configuration	Result(dBm)	Verdict
Band17	5MHz	QPSK	23755	1RB#0	23.93	PASS
Band17	5MHz	16QAM	23755	1RB#0	22.96	PASS
Band17	5MHz	QPSK	23755	1RB#12	24.09	PASS
Band17	5MHz	16QAM	23755	1RB#12	23.12	PASS
Band17	5MHz	QPSK	23755	1RB#24	23.94	PASS

Band17	5MHz	16QAM	23755	1RB#24	22.98	PASS
Band17	5MHz	QPSK	23755	12RB#0	23.01	PASS
Band17	5MHz	16QAM	23755	12RB#0	22.01	PASS
Band17	5MHz	QPSK	23755	12RB#6	23.05	PASS
Band17	5MHz	16QAM	23755	12RB#6	22.01	PASS
Band17	5MHz	QPSK	23755	12RB#13	23.11	PASS
Band17	5MHz	16QAM	23755	12RB#13	22.03	PASS
Band17	5MHz	QPSK	23755	25RB#0	23.08	PASS
Band17	5MHz	16QAM	23755	25RB#0	22.09	PASS
Band17	5MHz	QPSK	23790	1RB#0	23.97	PASS
Band17	5MHz	16QAM	23790	1RB#0	23.16	PASS
Band17	5MHz	QPSK	23790	1RB#12	24.00	PASS
Band17	5MHz	16QAM	23790	1RB#12	23.24	PASS
Band17	5MHz	QPSK	23790	1RB#24	23.91	PASS
Band17	5MHz	16QAM	23790	1RB#24	23.14	PASS
Band17	5MHz	QPSK	23790	12RB#0	23.01	PASS
Band17	5MHz	16QAM	23790	12RB#0	21.96	PASS
Band17	5MHz	QPSK	23790	12RB#6	23.04	PASS
Band17	5MHz	16QAM	23790	12RB#6	22.02	PASS
Band17	5MHz	QPSK	23790	12RB#13	22.94	PASS
Band17	5MHz	16QAM	23790	12RB#13	21.99	PASS
Band17	5MHz	QPSK	23790	25RB#0	23.05	PASS
Band17	5MHz	16QAM	23790	25RB#0	21.99	PASS
Band17	5MHz	QPSK	23825	1RB#0	23.96	PASS
Band17	5MHz	16QAM	23825	1RB#0	23.00	PASS
Band17	5MHz	QPSK	23825	1RB#12	24.08	PASS
Band17	5MHz	16QAM	23825	1RB#12	23.13	PASS
Band17	5MHz	QPSK	23825	1RB#24	23.81	PASS
Band17	5MHz	16QAM	23825	1RB#24	22.92	PASS
Band17	5MHz	QPSK	23825	12RB#0	23.04	PASS
Band17	5MHz	16QAM	23825	12RB#0	22.05	PASS
Band17	5MHz	QPSK	23825	12RB#6	23.02	PASS
Band17	5MHz	16QAM	23825	12RB#6	22.04	PASS
Band17	5MHz	QPSK	23825	12RB#13	22.93	PASS
Band17	5MHz	16QAM	23825	12RB#13	21.95	PASS
Band17	5MHz	QPSK	23825	25RB#0	22.98	PASS
Band17	5MHz	16QAM	23825	25RB#0	22.04	PASS
Band17	10MHz	QPSK	23780	1RB#0	23.97	PASS
Band17	10MHz	16QAM	23780	1RB#0	22.97	PASS
Band17	10MHz	QPSK	23780	1RB#24	**24.14**	PASS
Band17	10MHz	16QAM	23780	1RB#24	23.23	PASS
Band17	10MHz	QPSK	23780	1RB#49	23.90	PASS

Band17	10MHz	16QAM	23780	1RB#49	22.94	PASS
Band17	10MHz	QPSK	23780	25RB#0	23.09	PASS
Band17	10MHz	16QAM	23780	25RB#0	22.02	PASS
Band17	10MHz	QPSK	23780	25RB#12	23.08	PASS
Band17	10MHz	16QAM	23780	25RB#12	22.06	PASS
Band17	10MHz	QPSK	23780	25RB#25	23.06	PASS
Band17	10MHz	16QAM	23780	25RB#25	22.03	PASS
Band17	10MHz	QPSK	23780	50RB#0	23.08	PASS
Band17	10MHz	16QAM	23780	50RB#0	22.07	PASS
Band17	10MHz	QPSK	23790	1RB#0	24.06	PASS
Band17	10MHz	16QAM	23790	1RB#0	22.91	PASS
Band17	10MHz	QPSK	23790	1RB#24	24.11	PASS
Band17	10MHz	16QAM	23790	1RB#24	22.90	PASS
Band17	10MHz	QPSK	23790	1RB#49	23.96	PASS
Band17	10MHz	16QAM	23790	1RB#49	22.78	PASS
Band17	10MHz	QPSK	23790	25RB#0	23.08	PASS
Band17	10MHz	16QAM	23790	25RB#0	22.05	PASS
Band17	10MHz	QPSK	23790	25RB#12	23.05	PASS
Band17	10MHz	16QAM	23790	25RB#12	22.03	PASS
Band17	10MHz	QPSK	23790	25RB#25	23.00	PASS
Band17	10MHz	16QAM	23790	25RB#25	22.00	PASS
Band17	10MHz	QPSK	23790	50RB#0	23.02	PASS
Band17	10MHz	16QAM	23790	50RB#0	22.02	PASS
Band17	10MHz	QPSK	23800	1RB#0	24.03	PASS
Band17	10MHz	16QAM	23800	1RB#0	22.84	PASS
Band17	10MHz	QPSK	23800	1RB#24	24.09	PASS
Band17	10MHz	16QAM	23800	1RB#24	22.85	PASS
Band17	10MHz	QPSK	23800	1RB#49	23.85	PASS
Band17	10MHz	16QAM	23800	1RB#49	22.66	PASS
Band17	10MHz	QPSK	23800	25RB#0	23.07	PASS
Band17	10MHz	16QAM	23800	25RB#0	22.08	PASS
Band17	10MHz	QPSK	23800	25RB#12	23.08	PASS
Band17	10MHz	16QAM	23800	25RB#12	22.03	PASS
Band17	10MHz	QPSK	23800	25RB#25	23.00	PASS
Band17	10MHz	16QAM	23800	25RB#25	21.97	PASS
Band17	10MHz	QPSK	23800	50RB#0	23.01	PASS
Band17	10MHz	16QAM	23800	50RB#0	22.03	PASS

FDD-LTE Band 41(P1):

Band	Bandwidth	Modulation	Channel	RB Configuration	Result(dBm)	Verdict
Band41	5MHz	QPSK	39675	1RB#0	22.82	PASS
Band41	5MHz	16QAM	39675	1RB#0	22.19	PASS
Band41	5MHz	QPSK	39675	1RB#12	22.96	PASS
Band41	5MHz	16QAM	39675	1RB#12	22.38	PASS
Band41	5MHz	QPSK	39675	1RB#24	22.80	PASS
Band41	5MHz	16QAM	39675	1RB#24	22.22	PASS
Band41	5MHz	QPSK	39675	12RB#0	21.94	PASS
Band41	5MHz	16QAM	39675	12RB#0	20.90	PASS
Band41	5MHz	QPSK	39675	12RB#6	21.89	PASS
Band41	5MHz	16QAM	39675	12RB#6	20.88	PASS
Band41	5MHz	QPSK	39675	12RB#13	21.91	PASS
Band41	5MHz	16QAM	39675	12RB#13	20.92	PASS
Band41	5MHz	QPSK	39675	25RB#0	21.94	PASS
Band41	5MHz	16QAM	39675	25RB#0	20.96	PASS
Band41	5MHz	QPSK	40620	1RB#0	22.95	PASS
Band41	5MHz	16QAM	40620	1RB#0	22.31	PASS
Band41	5MHz	QPSK	40620	1RB#12	23.08	PASS
Band41	5MHz	16QAM	40620	1RB#12	22.40	PASS
Band41	5MHz	QPSK	40620	1RB#24	22.92	PASS
Band41	5MHz	16QAM	40620	1RB#24	22.28	PASS
Band41	5MHz	QPSK	40620	12RB#0	22.12	PASS
Band41	5MHz	16QAM	40620	12RB#0	21.11	PASS
Band41	5MHz	QPSK	40620	12RB#6	22.08	PASS
Band41	5MHz	16QAM	40620	12RB#6	21.16	PASS
Band41	5MHz	QPSK	40620	12RB#13	22.03	PASS
Band41	5MHz	16QAM	40620	12RB#13	21.12	PASS
Band41	5MHz	QPSK	40620	25RB#0	22.09	PASS
Band41	5MHz	16QAM	40620	25RB#0	21.16	PASS
Band41	5MHz	QPSK	41565	1RB#0	22.97	PASS
Band41	5MHz	16QAM	41565	1RB#0	22.28	PASS
Band41	5MHz	QPSK	41565	1RB#12	23.02	PASS
Band41	5MHz	16QAM	41565	1RB#12	22.36	PASS
Band41	5MHz	QPSK	41565	1RB#24	22.84	PASS
Band41	5MHz	16QAM	41565	1RB#24	22.20	PASS
Band41	5MHz	QPSK	41565	12RB#0	21.96	PASS
Band41	5MHz	16QAM	41565	12RB#0	21.00	PASS
Band41	5MHz	QPSK	41565	12RB#6	22.02	PASS
Band41	5MHz	16QAM	41565	12RB#6	21.00	PASS
Band41	5MHz	QPSK	41565	12RB#13	21.94	PASS

Band41	5MHz	16QAM	41565	12RB#13	20.93	PASS
Band41	5MHz	QPSK	41565	25RB#0	22.06	PASS
Band41	5MHz	16QAM	41565	25RB#0	21.02	PASS
Band41	10MHz	QPSK	39700	1RB#0	22.87	PASS
Band41	10MHz	16QAM	39700	1RB#0	22.31	PASS
Band41	10MHz	QPSK	39700	1RB#24	23.09	PASS
Band41	10MHz	16QAM	39700	1RB#24	22.46	PASS
Band41	10MHz	QPSK	39700	1RB#49	22.81	PASS
Band41	10MHz	16QAM	39700	1RB#49	22.22	PASS
Band41	10MHz	QPSK	39700	25RB#0	22.00	PASS
Band41	10MHz	16QAM	39700	25RB#0	21.09	PASS
Band41	10MHz	QPSK	39700	25RB#12	21.96	PASS
Band41	10MHz	16QAM	39700	25RB#12	21.08	PASS
Band41	10MHz	QPSK	39700	25RB#25	21.96	PASS
Band41	10MHz	16QAM	39700	25RB#25	21.06	PASS
Band41	10MHz	QPSK	39700	50RB#0	21.99	PASS
Band41	10MHz	16QAM	39700	50RB#0	20.98	PASS
Band41	10MHz	QPSK	40620	1RB#0	23.12	PASS
Band41	10MHz	16QAM	40620	1RB#0	22.06	PASS
Band41	10MHz	QPSK	40620	1RB#24	23.30	PASS
Band41	10MHz	16QAM	40620	1RB#24	22.23	PASS
Band41	10MHz	QPSK	40620	1RB#49	23.07	PASS
Band41	10MHz	16QAM	40620	1RB#49	21.97	PASS
Band41	10MHz	QPSK	40620	25RB#0	22.18	PASS
Band41	10MHz	16QAM	40620	25RB#0	21.18	PASS
Band41	10MHz	QPSK	40620	25RB#12	22.12	PASS
Band41	10MHz	16QAM	40620	25RB#12	21.18	PASS
Band41	10MHz	QPSK	40620	25RB#25	22.08	PASS
Band41	10MHz	16QAM	40620	25RB#25	21.12	PASS
Band41	10MHz	QPSK	40620	50RB#0	22.12	PASS
Band41	10MHz	16QAM	40620	50RB#0	21.17	PASS
Band41	10MHz	QPSK	41540	1RB#0	23.00	PASS
Band41	10MHz	16QAM	41540	1RB#0	22.34	PASS
Band41	10MHz	QPSK	41540	1RB#24	23.14	PASS
Band41	10MHz	16QAM	41540	1RB#24	22.46	PASS
Band41	10MHz	QPSK	41540	1RB#49	22.93	PASS
Band41	10MHz	16QAM	41540	1RB#49	22.29	PASS
Band41	10MHz	QPSK	41540	25RB#0	22.09	PASS
Band41	10MHz	16QAM	41540	25RB#0	21.25	PASS
Band41	10MHz	QPSK	41540	25RB#12	22.09	PASS
Band41	10MHz	16QAM	41540	25RB#12	21.20	PASS
Band41	10MHz	QPSK	41540	25RB#25	21.92	PASS

Band41	10MHz	16QAM	41540	25RB#25	21.11	PASS
Band41	10MHz	QPSK	41540	50RB#0	22.07	PASS
Band41	10MHz	16QAM	41540	50RB#0	21.06	PASS
Band41	15MHz	QPSK	39725	1RB#0	22.95	PASS
Band41	15MHz	16QAM	39725	1RB#0	22.20	PASS
Band41	15MHz	QPSK	39725	1RB#38	22.81	PASS
Band41	15MHz	16QAM	39725	1RB#38	22.20	PASS
Band41	15MHz	QPSK	39725	1RB#74	22.74	PASS
Band41	15MHz	16QAM	39725	1RB#74	22.05	PASS
Band41	15MHz	QPSK	39725	38RB#0	21.93	PASS
Band41	15MHz	16QAM	39725	38RB#0	21.91	PASS
Band41	15MHz	QPSK	39725	38RB#18	21.92	PASS
Band41	15MHz	16QAM	39725	38RB#18	21.92	PASS
Band41	15MHz	QPSK	39725	38RB#37	21.94	PASS
Band41	15MHz	16QAM	39725	38RB#37	21.93	PASS
Band41	15MHz	QPSK	39725	75RB#0	21.91	PASS
Band41	15MHz	16QAM	39725	75RB#0	20.96	PASS
Band41	15MHz	QPSK	40620	1RB#0	23.16	PASS
Band41	15MHz	16QAM	40620	1RB#0	22.15	PASS
Band41	15MHz	QPSK	40620	1RB#38	23.12	PASS
Band41	15MHz	16QAM	40620	1RB#38	22.19	PASS
Band41	15MHz	QPSK	40620	1RB#74	22.95	PASS
Band41	15MHz	16QAM	40620	1RB#74	22.03	PASS
Band41	15MHz	QPSK	40620	38RB#0	22.13	PASS
Band41	15MHz	16QAM	40620	38RB#0	22.12	PASS
Band41	15MHz	QPSK	40620	38RB#18	22.12	PASS
Band41	15MHz	16QAM	40620	38RB#18	22.12	PASS
Band41	15MHz	QPSK	40620	38RB#37	22.12	PASS
Band41	15MHz	16QAM	40620	38RB#37	22.12	PASS
Band41	15MHz	QPSK	40620	75RB#0	22.12	PASS
Band41	15MHz	16QAM	40620	75RB#0	21.16	PASS
Band41	15MHz	QPSK	41515	1RB#0	23.01	PASS
Band41	15MHz	16QAM	41515	1RB#0	22.37	PASS
Band41	15MHz	QPSK	41515	1RB#38	22.99	PASS
Band41	15MHz	16QAM	41515	1RB#38	22.30	PASS
Band41	15MHz	QPSK	41515	1RB#74	22.83	PASS
Band41	15MHz	16QAM	41515	1RB#74	22.18	PASS
Band41	15MHz	QPSK	41515	38RB#0	21.99	PASS
Band41	15MHz	16QAM	41515	38RB#0	22.01	PASS
Band41	15MHz	QPSK	41515	38RB#18	22.00	PASS
Band41	15MHz	16QAM	41515	38RB#18	22.04	PASS
Band41	15MHz	QPSK	41515	38RB#37	22.03	PASS

Band41	15MHz	16QAM	41515	38RB#37	22.06	PASS
Band41	15MHz	QPSK	41515	75RB#0	22.02	PASS
Band41	15MHz	16QAM	41515	75RB#0	21.04	PASS
Band41	20MHz	QPSK	39750	1RB#0	22.71	PASS
Band41	20MHz	16QAM	39750	1RB#0	21.91	PASS
Band41	20MHz	QPSK	39750	1RB#49	22.99	PASS
Band41	20MHz	16QAM	39750	1RB#49	22.20	PASS
Band41	20MHz	QPSK	39750	1RB#99	22.54	PASS
Band41	20MHz	16QAM	39750	1RB#99	21.81	PASS
Band41	20MHz	QPSK	39750	50RB#0	21.89	PASS
Band41	20MHz	16QAM	39750	50RB#0	20.93	PASS
Band41	20MHz	QPSK	39750	50RB#25	21.91	PASS
Band41	20MHz	16QAM	39750	50RB#25	20.96	PASS
Band41	20MHz	QPSK	39750	50RB#50	21.89	PASS
Band41	20MHz	16QAM	39750	50RB#50	20.94	PASS
Band41	20MHz	QPSK	39750	100RB#0	21.89	PASS
Band41	20MHz	16QAM	39750	100RB#0	20.92	PASS
Band41	20MHz	QPSK	40620	1RB#0	22.93	PASS
Band41	20MHz	16QAM	40620	1RB#0	21.64	PASS
Band41	20MHz	QPSK	40620	1RB#49	**23.35**	PASS
Band41	20MHz	16QAM	40620	1RB#49	21.92	PASS
Band41	20MHz	QPSK	40620	1RB#99	22.82	PASS
Band41	20MHz	16QAM	40620	1RB#99	21.48	PASS
Band41	20MHz	QPSK	40620	50RB#0	22.12	PASS
Band41	20MHz	16QAM	40620	50RB#0	21.21	PASS
Band41	20MHz	QPSK	40620	50RB#25	22.13	PASS
Band41	20MHz	16QAM	40620	50RB#25	21.19	PASS
Band41	20MHz	QPSK	40620	50RB#50	22.04	PASS
Band41	20MHz	16QAM	40620	50RB#50	21.13	PASS
Band41	20MHz	QPSK	40620	100RB#0	22.07	PASS
Band41	20MHz	16QAM	40620	100RB#0	21.05	PASS
Band41	20MHz	QPSK	41490	1RB#0	22.90	PASS
Band41	20MHz	16QAM	41490	1RB#0	22.07	PASS
Band41	20MHz	QPSK	41490	1RB#49	23.13	PASS
Band41	20MHz	16QAM	41490	1RB#49	22.33	PASS
Band41	20MHz	QPSK	41490	1RB#99	22.66	PASS
Band41	20MHz	16QAM	41490	1RB#99	21.86	PASS
Band41	20MHz	QPSK	41490	50RB#0	22.09	PASS
Band41	20MHz	16QAM	41490	50RB#0	21.18	PASS
Band41	20MHz	QPSK	41490	50RB#25	22.10	PASS
Band41	20MHz	16QAM	41490	50RB#25	21.12	PASS
Band41	20MHz	QPSK	41490	50RB#50	21.87	PASS

Band41	20MHz	16QAM	41490	50RB#50	20.90	PASS
Band41	20MHz	QPSK	41490	100RB#0	21.99	PASS
Band41	20MHz	16QAM	41490	100RB#0	21.04	PASS

FDD-LTE Band 66(P1):

Band	Bandwidth	Modulation	Channel	RB Configuration	Result(dBm)	Verdict
Band66	5MHz	QPSK	131997	1RB#0	24.04	PASS
Band66	5MHz	16QAM	131997	1RB#0	22.65	PASS
Band66	5MHz	QPSK	131997	1RB#12	23.78	PASS
Band66	5MHz	16QAM	131997	1RB#12	22.72	PASS
Band66	5MHz	QPSK	131997	1RB#24	23.89	PASS
Band66	5MHz	16QAM	131997	1RB#24	22.75	PASS
Band66	5MHz	QPSK	131997	12RB#0	22.90	PASS
Band66	5MHz	16QAM	131997	12RB#0	21.68	PASS
Band66	5MHz	QPSK	131997	12RB#6	23.05	PASS
Band66	5MHz	16QAM	131997	12RB#6	21.86	PASS
Band66	5MHz	QPSK	131997	12RB#13	23.00	PASS
Band66	5MHz	16QAM	131997	12RB#13	21.85	PASS
Band66	5MHz	QPSK	131997	25RB#0	23.06	PASS
Band66	5MHz	16QAM	131997	25RB#0	21.84	PASS
Band66	5MHz	QPSK	132322	1RB#0	24.15	PASS
Band66	5MHz	16QAM	132322	1RB#0	22.79	PASS
Band66	5MHz	QPSK	132322	1RB#12	24.04	PASS
Band66	5MHz	16QAM	132322	1RB#12	23.01	PASS
Band66	5MHz	QPSK	132322	1RB#24	24.01	PASS
Band66	5MHz	16QAM	132322	1RB#24	23.01	PASS
Band66	5MHz	QPSK	132322	12RB#0	22.80	PASS
Band66	5MHz	16QAM	132322	12RB#0	21.92	PASS
Band66	5MHz	QPSK	132322	12RB#6	23.05	PASS
Band66	5MHz	16QAM	132322	12RB#6	22.10	PASS
Band66	5MHz	QPSK	132322	12RB#13	23.19	PASS
Band66	5MHz	16QAM	132322	12RB#13	22.16	PASS
Band66	5MHz	QPSK	132322	25RB#0	23.20	PASS
Band66	5MHz	16QAM	132322	25RB#0	22.13	PASS
Band66	5MHz	QPSK	132647	1RB#0	24.67	PASS
Band66	5MHz	16QAM	132647	1RB#0	23.25	PASS
Band66	5MHz	QPSK	132647	1RB#12	24.57	PASS
Band66	5MHz	16QAM	132647	1RB#12	23.17	PASS
Band66	5MHz	QPSK	132647	1RB#24	24.26	PASS
Band66	5MHz	16QAM	132647	1RB#24	23.12	PASS
Band66	5MHz	QPSK	132647	12RB#0	23.32	PASS

Band66	5MHz	16QAM	132647	12RB#0	22.54	PASS
Band66	5MHz	QPSK	132647	12RB#6	23.57	PASS
Band66	5MHz	16QAM	132647	12RB#6	22.52	PASS
Band66	5MHz	QPSK	132647	12RB#13	23.58	PASS
Band66	5MHz	16QAM	132647	12RB#13	22.62	PASS
Band66	5MHz	QPSK	132647	25RB#0	23.62	PASS
Band66	5MHz	16QAM	132647	25RB#0	22.46	PASS
Band66	1.4MHz	QPSK	131979	1RB#0	24.00	PASS
Band66	1.4MHz	16QAM	131979	1RB#0	23.02	PASS
Band66	1.4MHz	QPSK	131979	1RB#2	24.09	PASS
Band66	1.4MHz	16QAM	131979	1RB#2	23.20	PASS
Band66	1.4MHz	QPSK	131979	1RB#5	24.00	PASS
Band66	1.4MHz	16QAM	131979	1RB#5	23.05	PASS
Band66	1.4MHz	QPSK	131979	3RB#0	24.05	PASS
Band66	1.4MHz	16QAM	131979	3RB#0	22.92	PASS
Band66	1.4MHz	QPSK	131979	3RB#1	24.08	PASS
Band66	1.4MHz	16QAM	131979	3RB#1	22.93	PASS
Band66	1.4MHz	QPSK	131979	3RB#3	24.08	PASS
Band66	1.4MHz	16QAM	131979	3RB#3	22.96	PASS
Band66	1.4MHz	QPSK	131979	6RB#0	23.09	PASS
Band66	1.4MHz	16QAM	131979	6RB#0	22.09	PASS
Band66	1.4MHz	QPSK	132322	1RB#0	24.28	PASS
Band66	1.4MHz	16QAM	132322	1RB#0	23.22	PASS
Band66	1.4MHz	QPSK	132322	1RB#2	24.39	PASS
Band66	1.4MHz	16QAM	132322	1RB#2	23.36	PASS
Band66	1.4MHz	QPSK	132322	1RB#5	24.27	PASS
Band66	1.4MHz	16QAM	132322	1RB#5	23.27	PASS
Band66	1.4MHz	QPSK	132322	3RB#0	24.24	PASS
Band66	1.4MHz	16QAM	132322	3RB#0	23.12	PASS
Band66	1.4MHz	QPSK	132322	3RB#1	24.25	PASS
Band66	1.4MHz	16QAM	132322	3RB#1	22.84	PASS
Band66	1.4MHz	QPSK	132322	3RB#3	24.29	PASS
Band66	1.4MHz	16QAM	132322	3RB#3	23.03	PASS
Band66	1.4MHz	QPSK	132322	6RB#0	23.31	PASS
Band66	1.4MHz	16QAM	132322	6RB#0	22.31	PASS
Band66	1.4MHz	QPSK	132665	1RB#0	24.65	PASS
Band66	1.4MHz	16QAM	132665	1RB#0	23.69	PASS
Band66	1.4MHz	QPSK	132665	1RB#2	24.71	PASS
Band66	1.4MHz	16QAM	132665	1RB#2	23.86	PASS
Band66	1.4MHz	QPSK	132665	1RB#5	24.69	PASS
Band66	1.4MHz	16QAM	132665	1RB#5	23.68	PASS
Band66	1.4MHz	QPSK	132665	3RB#0	24.68	PASS

Band66	1.4MHz	16QAM	132665	3RB#0	23.57	PASS
Band66	1.4MHz	QPSK	132665	3RB#1	24.66	PASS
Band66	1.4MHz	16QAM	132665	3RB#1	23.52	PASS
Band66	1.4MHz	QPSK	132665	3RB#3	24.70	PASS
Band66	1.4MHz	16QAM	132665	3RB#3	23.52	PASS
Band66	1.4MHz	QPSK	132665	6RB#0	23.78	PASS
Band66	1.4MHz	16QAM	132665	6RB#0	22.57	PASS
Band66	10MHz	QPSK	132022	1RB#0	24.10	PASS
Band66	10MHz	16QAM	132022	1RB#0	22.60	PASS
Band66	10MHz	QPSK	132022	1RB#24	24.22	PASS
Band66	10MHz	16QAM	132022	1RB#24	23.02	PASS
Band66	10MHz	QPSK	132022	1RB#49	24.11	PASS
Band66	10MHz	16QAM	132022	1RB#49	23.06	PASS
Band66	10MHz	QPSK	132022	25RB#0	23.17	PASS
Band66	10MHz	16QAM	132022	25RB#0	21.94	PASS
Band66	10MHz	QPSK	132022	25RB#12	23.20	PASS
Band66	10MHz	16QAM	132022	25RB#12	22.15	PASS
Band66	10MHz	QPSK	132022	25RB#25	23.26	PASS
Band66	10MHz	16QAM	132022	25RB#25	22.17	PASS
Band66	10MHz	QPSK	132022	50RB#0	23.24	PASS
Band66	10MHz	16QAM	132022	50RB#0	22.28	PASS
Band66	10MHz	QPSK	132322	1RB#0	24.20	PASS
Band66	10MHz	16QAM	132322	1RB#0	22.91	PASS
Band66	10MHz	QPSK	132322	1RB#24	24.50	PASS
Band66	10MHz	16QAM	132322	1RB#24	22.94	PASS
Band66	10MHz	QPSK	132322	1RB#49	24.54	PASS
Band66	10MHz	16QAM	132322	1RB#49	23.15	PASS
Band66	10MHz	QPSK	132322	25RB#0	23.22	PASS
Band66	10MHz	16QAM	132322	25RB#0	22.23	PASS
Band66	10MHz	QPSK	132322	25RB#12	23.22	PASS
Band66	10MHz	16QAM	132322	25RB#12	22.22	PASS
Band66	10MHz	QPSK	132322	25RB#25	23.44	PASS
Band66	10MHz	16QAM	132322	25RB#25	22.47	PASS
Band66	10MHz	QPSK	132322	50RB#0	23.31	PASS
Band66	10MHz	16QAM	132322	50RB#0	22.30	PASS
Band66	10MHz	QPSK	132622	1RB#0	24.54	PASS
Band66	10MHz	16QAM	132622	1RB#0	23.49	PASS
Band66	10MHz	QPSK	132622	1RB#24	24.72	PASS
Band66	10MHz	16QAM	132622	1RB#24	23.66	PASS
Band66	10MHz	QPSK	132622	1RB#49	24.57	PASS
Band66	10MHz	16QAM	132622	1RB#49	23.57	PASS
Band66	10MHz	QPSK	132622	25RB#0	23.60	PASS

Band66	10MHz	16QAM	132622	25RB#0	22.59	PASS
Band66	10MHz	QPSK	132622	25RB#12	23.60	PASS
Band66	10MHz	16QAM	132622	25RB#12	22.58	PASS
Band66	10MHz	QPSK	132622	25RB#25	23.66	PASS
Band66	10MHz	16QAM	132622	25RB#25	22.58	PASS
Band66	10MHz	QPSK	132622	50RB#0	23.59	PASS
Band66	10MHz	16QAM	132622	50RB#0	22.59	PASS
Band66	15MHz	QPSK	132047	1RB#0	24.03	PASS
Band66	15MHz	16QAM	132047	1RB#0	23.07	PASS
Band66	15MHz	QPSK	132047	1RB#38	24.08	PASS
Band66	15MHz	16QAM	132047	1RB#38	23.13	PASS
Band66	15MHz	QPSK	132047	1RB#74	23.73	PASS
Band66	15MHz	16QAM	132047	1RB#74	22.74	PASS
Band66	15MHz	QPSK	132047	38RB#0	23.23	PASS
Band66	15MHz	16QAM	132047	38RB#0	23.05	PASS
Band66	15MHz	QPSK	132047	38RB#18	23.19	PASS
Band66	15MHz	16QAM	132047	38RB#18	23.19	PASS
Band66	15MHz	QPSK	132047	38RB#37	22.93	PASS
Band66	15MHz	16QAM	132047	38RB#37	23.04	PASS
Band66	15MHz	QPSK	132047	75RB#0	22.94	PASS
Band66	15MHz	16QAM	132047	75RB#0	22.00	PASS
Band66	15MHz	QPSK	132322	1RB#0	24.07	PASS
Band66	15MHz	16QAM	132322	1RB#0	22.79	PASS
Band66	15MHz	QPSK	132322	1RB#38	23.95	PASS
Band66	15MHz	16QAM	132322	1RB#38	23.03	PASS
Band66	15MHz	QPSK	132322	1RB#74	24.10	PASS
Band66	15MHz	16QAM	132322	1RB#74	23.24	PASS
Band66	15MHz	QPSK	132322	38RB#0	23.10	PASS
Band66	15MHz	16QAM	132322	38RB#0	23.25	PASS
Band66	15MHz	QPSK	132322	38RB#18	23.04	PASS
Band66	15MHz	16QAM	132322	38RB#18	23.24	PASS
Band66	15MHz	QPSK	132322	38RB#37	23.33	PASS
Band66	15MHz	16QAM	132322	38RB#37	23.15	PASS
Band66	15MHz	QPSK	132322	75RB#0	23.24	PASS
Band66	15MHz	16QAM	132322	75RB#0	22.07	PASS
Band66	15MHz	QPSK	132597	1RB#0	24.36	PASS
Band66	15MHz	16QAM	132597	1RB#0	23.35	PASS
Band66	15MHz	QPSK	132597	1RB#38	24.29	PASS
Band66	15MHz	16QAM	132597	1RB#38	23.09	PASS
Band66	15MHz	QPSK	132597	1RB#74	23.98	PASS
Band66	15MHz	16QAM	132597	1RB#74	23.07	PASS
Band66	15MHz	QPSK	132597	38RB#0	23.35	PASS

Band66	15MHz	16QAM	132597	38RB#0	23.44	PASS
Band66	15MHz	QPSK	132597	38RB#18	23.24	PASS
Band66	15MHz	16QAM	132597	38RB#18	23.28	PASS
Band66	15MHz	QPSK	132597	38RB#37	23.13	PASS
Band66	15MHz	16QAM	132597	38RB#37	23.25	PASS
Band66	15MHz	QPSK	132597	75RB#0	23.34	PASS
Band66	15MHz	16QAM	132597	75RB#0	22.28	PASS
Band66	3MHz	QPSK	131987	1RB#0	24.02	PASS
Band66	3MHz	16QAM	131987	1RB#0	23.20	PASS
Band66	3MHz	QPSK	131987	1RB#8	24.03	PASS
Band66	3MHz	16QAM	131987	1RB#8	23.22	PASS
Band66	3MHz	QPSK	131987	1RB#14	24.07	PASS
Band66	3MHz	16QAM	131987	1RB#14	23.24	PASS
Band66	3MHz	QPSK	131987	8RB#0	23.11	PASS
Band66	3MHz	16QAM	131987	8RB#0	22.17	PASS
Band66	3MHz	QPSK	131987	8RB#4	23.08	PASS
Band66	3MHz	16QAM	131987	8RB#4	22.15	PASS
Band66	3MHz	QPSK	131987	8RB#7	23.14	PASS
Band66	3MHz	16QAM	131987	8RB#7	22.12	PASS
Band66	3MHz	QPSK	131987	15RB#0	23.06	PASS
Band66	3MHz	16QAM	131987	15RB#0	22.13	PASS
Band66	3MHz	QPSK	132322	1RB#0	24.15	PASS
Band66	3MHz	16QAM	132322	1RB#0	23.32	PASS
Band66	3MHz	QPSK	132322	1RB#8	24.25	PASS
Band66	3MHz	16QAM	132322	1RB#8	23.38	PASS
Band66	3MHz	QPSK	132322	1RB#14	24.32	PASS
Band66	3MHz	16QAM	132322	1RB#14	23.22	PASS
Band66	3MHz	QPSK	132322	8RB#0	23.31	PASS
Band66	3MHz	16QAM	132322	8RB#0	22.27	PASS
Band66	3MHz	QPSK	132322	8RB#4	23.29	PASS
Band66	3MHz	16QAM	132322	8RB#4	22.29	PASS
Band66	3MHz	QPSK	132322	8RB#7	23.35	PASS
Band66	3MHz	16QAM	132322	8RB#7	22.36	PASS
Band66	3MHz	QPSK	132322	15RB#0	23.26	PASS
Band66	3MHz	16QAM	132322	15RB#0	22.27	PASS
Band66	3MHz	QPSK	132657	1RB#0	24.75	PASS
Band66	3MHz	16QAM	132657	1RB#0	23.81	PASS
Band66	3MHz	QPSK	132657	1RB#8	24.71	PASS
Band66	3MHz	16QAM	132657	1RB#8	23.78	PASS
Band66	3MHz	QPSK	132657	1RB#14	24.75	PASS
Band66	3MHz	16QAM	132657	1RB#14	23.77	PASS
Band66	3MHz	QPSK	132657	8RB#0	23.76	PASS

Band66	3MHz	16QAM	132657	8RB#0	22.74	PASS
Band66	3MHz	QPSK	132657	8RB#4	23.76	PASS
Band66	3MHz	16QAM	132657	8RB#4	22.74	PASS
Band66	3MHz	QPSK	132657	8RB#7	23.76	PASS
Band66	3MHz	16QAM	132657	8RB#7	22.73	PASS
Band66	3MHz	QPSK	132657	15RB#0	23.69	PASS
Band66	3MHz	16QAM	132657	15RB#0	22.60	PASS
Band66	20MHz	QPSK	132072	1RB#0	24.05	PASS
Band66	20MHz	16QAM	132072	1RB#0	22.69	PASS
Band66	20MHz	QPSK	132072	1RB#49	24.23	PASS
Band66	20MHz	16QAM	132072	1RB#49	23.20	PASS
Band66	20MHz	QPSK	132072	1RB#99	23.39	PASS
Band66	20MHz	16QAM	132072	1RB#99	22.42	PASS
Band66	20MHz	QPSK	132072	50RB#0	22.88	PASS
Band66	20MHz	16QAM	132072	50RB#0	22.00	PASS
Band66	20MHz	QPSK	132072	50RB#25	23.17	PASS
Band66	20MHz	16QAM	132072	50RB#25	22.03	PASS
Band66	20MHz	QPSK	132072	50RB#50	23.23	PASS
Band66	20MHz	16QAM	132072	50RB#50	21.97	PASS
Band66	20MHz	QPSK	132072	100RB#0	22.93	PASS
Band66	20MHz	16QAM	132072	100RB#0	21.94	PASS
Band66	20MHz	QPSK	132322	1RB#0	23.99	PASS
Band66	20MHz	16QAM	132322	1RB#0	22.59	PASS
Band66	20MHz	QPSK	132322	1RB#49	24.02	PASS
Band66	20MHz	16QAM	132322	1RB#49	23.09	PASS
Band66	20MHz	QPSK	132322	1RB#99	23.91	PASS
Band66	20MHz	16QAM	132322	1RB#99	23.07	PASS
Band66	20MHz	QPSK	132322	50RB#0	23.08	PASS
Band66	20MHz	16QAM	132322	50RB#0	21.91	PASS
Band66	20MHz	QPSK	132322	50RB#25	22.74	PASS
Band66	20MHz	16QAM	132322	50RB#25	21.70	PASS
Band66	20MHz	QPSK	132322	50RB#50	23.37	PASS
Band66	20MHz	16QAM	132322	50RB#50	22.22	PASS
Band66	20MHz	QPSK	132322	100RB#0	23.32	PASS
Band66	20MHz	16QAM	132322	100RB#0	21.99	PASS
Band66	20MHz	QPSK	132572	1RB#0	24.25	PASS
Band66	20MHz	16QAM	132572	1RB#0	23.21	PASS
Band66	20MHz	QPSK	132572	1RB#49	**24.77**	PASS
Band66	20MHz	16QAM	132572	1RB#49	23.12	PASS
Band66	20MHz	QPSK	132572	1RB#99	23.83	PASS
Band66	20MHz	16QAM	132572	1RB#99	22.90	PASS
Band66	20MHz	QPSK	132572	50RB#0	23.30	PASS

Band66	20MHz	16QAM	132572	50RB#0	22.44	PASS
Band66	20MHz	QPSK	132572	50RB#25	23.32	PASS
Band66	20MHz	16QAM	132572	50RB#25	22.41	PASS
Band66	20MHz	QPSK	132572	50RB#50	23.23	PASS
Band66	20MHz	16QAM	132572	50RB#50	21.96	PASS
Band66	20MHz	QPSK	132572	100RB#0	23.04	PASS
Band66	20MHz	16QAM	132572	100RB#0	22.06	PASS

FDD-LTE Band 71(P1):

Band	Bandwidth	Modulation	Channel	RB Configuration	Result(dBm)	Verdict
Band71	5MHz	QPSK	133147	1RB#0	23.61	PASS
Band71	5MHz	16QAM	133147	1RB#0	22.55	PASS
Band71	5MHz	QPSK	133147	1RB#12	23.74	PASS
Band71	5MHz	16QAM	133147	1RB#12	22.75	PASS
Band71	5MHz	QPSK	133147	1RB#24	23.74	PASS
Band71	5MHz	16QAM	133147	1RB#24	22.75	PASS
Band71	5MHz	QPSK	133147	12RB#0	22.54	PASS
Band71	5MHz	16QAM	133147	12RB#0	21.52	PASS
Band71	5MHz	QPSK	133147	12RB#6	22.56	PASS
Band71	5MHz	16QAM	133147	12RB#6	21.53	PASS
Band71	5MHz	QPSK	133147	12RB#13	22.70	PASS
Band71	5MHz	16QAM	133147	12RB#13	21.72	PASS
Band71	5MHz	QPSK	133147	25RB#0	22.63	PASS
Band71	5MHz	16QAM	133147	25RB#0	21.68	PASS
Band71	5MHz	QPSK	133297	1RB#0	23.66	PASS
Band71	5MHz	16QAM	133297	1RB#0	22.65	PASS
Band71	5MHz	QPSK	133297	1RB#12	23.74	PASS
Band71	5MHz	16QAM	133297	1RB#12	22.72	PASS
Band71	5MHz	QPSK	133297	1RB#24	23.55	PASS
Band71	5MHz	16QAM	133297	1RB#24	22.63	PASS
Band71	5MHz	QPSK	133297	12RB#0	22.67	PASS
Band71	5MHz	16QAM	133297	12RB#0	21.69	PASS
Band71	5MHz	QPSK	133297	12RB#6	22.61	PASS
Band71	5MHz	16QAM	133297	12RB#6	21.63	PASS
Band71	5MHz	QPSK	133297	12RB#13	22.61	PASS
Band71	5MHz	16QAM	133297	12RB#13	21.58	PASS
Band71	5MHz	QPSK	133297	25RB#0	22.63	PASS
Band71	5MHz	16QAM	133297	25RB#0	21.68	PASS
Band71	5MHz	QPSK	133447	1RB#0	23.65	PASS
Band71	5MHz	16QAM	133447	1RB#0	22.66	PASS
Band71	5MHz	QPSK	133447	1RB#12	23.78	PASS

Band71	5MHz	16QAM	133447	1RB#12	22.87	PASS
Band71	5MHz	QPSK	133447	1RB#24	23.76	PASS
Band71	5MHz	16QAM	133447	1RB#24	22.80	PASS
Band71	5MHz	QPSK	133447	12RB#0	22.76	PASS
Band71	5MHz	16QAM	133447	12RB#0	21.72	PASS
Band71	5MHz	QPSK	133447	12RB#6	22.71	PASS
Band71	5MHz	16QAM	133447	12RB#6	21.74	PASS
Band71	5MHz	QPSK	133447	12RB#13	22.82	PASS
Band71	5MHz	16QAM	133447	12RB#13	21.82	PASS
Band71	5MHz	QPSK	133447	25RB#0	22.80	PASS
Band71	5MHz	16QAM	133447	25RB#0	21.80	PASS
Band71	10MHz	QPSK	133172	1RB#0	23.68	PASS
Band71	10MHz	16QAM	133172	1RB#0	22.40	PASS
Band71	10MHz	QPSK	133172	1RB#24	23.94	PASS
Band71	10MHz	16QAM	133172	1RB#24	22.60	PASS
Band71	10MHz	QPSK	133172	1RB#49	23.72	PASS
Band71	10MHz	16QAM	133172	1RB#49	22.49	PASS
Band71	10MHz	QPSK	133172	25RB#0	22.70	PASS
Band71	10MHz	16QAM	133172	25RB#0	21.70	PASS
Band71	10MHz	QPSK	133172	25RB#12	22.73	PASS
Band71	10MHz	16QAM	133172	25RB#12	21.70	PASS
Band71	10MHz	QPSK	133172	25RB#25	22.77	PASS
Band71	10MHz	16QAM	133172	25RB#25	21.80	PASS
Band71	10MHz	QPSK	133172	50RB#0	22.75	PASS
Band71	10MHz	16QAM	133172	50RB#0	21.71	PASS
Band71	10MHz	QPSK	133297	1RB#0	23.77	PASS
Band71	10MHz	16QAM	133297	1RB#0	22.58	PASS
Band71	10MHz	QPSK	133297	1RB#24	23.82	PASS
Band71	10MHz	16QAM	133297	1RB#24	22.59	PASS
Band71	10MHz	QPSK	133297	1RB#49	23.64	PASS
Band71	10MHz	16QAM	133297	1RB#49	22.54	PASS
Band71	10MHz	QPSK	133297	25RB#0	22.70	PASS
Band71	10MHz	16QAM	133297	25RB#0	21.71	PASS
Band71	10MHz	QPSK	133297	25RB#12	22.68	PASS
Band71	10MHz	16QAM	133297	25RB#12	21.73	PASS
Band71	10MHz	QPSK	133297	25RB#25	22.71	PASS
Band71	10MHz	16QAM	133297	25RB#25	21.70	PASS
Band71	10MHz	QPSK	133297	50RB#0	22.71	PASS
Band71	10MHz	16QAM	133297	50RB#0	21.74	PASS
Band71	10MHz	QPSK	133422	1RB#0	23.64	PASS
Band71	10MHz	16QAM	133422	1RB#0	22.52	PASS
Band71	10MHz	QPSK	133422	1RB#24	23.86	PASS

Band71	10MHz	16QAM	133422	1RB#24	22.71	PASS
Band71	10MHz	QPSK	133422	1RB#49	23.88	PASS
Band71	10MHz	16QAM	133422	1RB#49	22.69	PASS
Band71	10MHz	QPSK	133422	25RB#0	22.81	PASS
Band71	10MHz	16QAM	133422	25RB#0	21.82	PASS
Band71	10MHz	QPSK	133422	25RB#12	22.82	PASS
Band71	10MHz	16QAM	133422	25RB#12	21.78	PASS
Band71	10MHz	QPSK	133422	25RB#25	22.89	PASS
Band71	10MHz	16QAM	133422	25RB#25	21.85	PASS
Band71	10MHz	QPSK	133422	50RB#0	22.81	PASS
Band71	10MHz	16QAM	133422	50RB#0	21.81	PASS
Band71	15MHz	QPSK	133197	1RB#0	23.65	PASS
Band71	15MHz	16QAM	133197	1RB#0	22.56	PASS
Band71	15MHz	QPSK	133197	1RB#38	23.80	PASS
Band71	15MHz	16QAM	133197	1RB#38	22.71	PASS
Band71	15MHz	QPSK	133197	1RB#74	23.64	PASS
Band71	15MHz	16QAM	133197	1RB#74	22.53	PASS
Band71	15MHz	QPSK	133197	38RB#0	22.53	PASS
Band71	15MHz	16QAM	133197	38RB#0	22.53	PASS
Band71	15MHz	QPSK	133197	38RB#18	22.75	PASS
Band71	15MHz	16QAM	133197	38RB#18	22.73	PASS
Band71	15MHz	QPSK	133197	38RB#37	22.53	PASS
Band71	15MHz	16QAM	133197	38RB#37	22.54	PASS
Band71	15MHz	QPSK	133197	75RB#0	22.82	PASS
Band71	15MHz	16QAM	133197	75RB#0	21.81	PASS
Band71	15MHz	QPSK	133297	1RB#0	23.70	PASS
Band71	15MHz	16QAM	133297	1RB#0	22.85	PASS
Band71	15MHz	QPSK	133297	1RB#38	23.64	PASS
Band71	15MHz	16QAM	133297	1RB#38	22.86	PASS
Band71	15MHz	QPSK	133297	1RB#74	23.51	PASS
Band71	15MHz	16QAM	133297	1RB#74	22.70	PASS
Band71	15MHz	QPSK	133297	38RB#0	22.82	PASS
Band71	15MHz	16QAM	133297	38RB#0	22.82	PASS
Band71	15MHz	QPSK	133297	38RB#18	22.79	PASS
Band71	15MHz	16QAM	133297	38RB#18	22.80	PASS
Band71	15MHz	QPSK	133297	38RB#37	22.71	PASS
Band71	15MHz	16QAM	133297	38RB#37	22.72	PASS
Band71	15MHz	QPSK	133297	75RB#0	22.67	PASS
Band71	15MHz	16QAM	133297	75RB#0	21.65	PASS
Band71	15MHz	QPSK	133397	1RB#0	23.53	PASS
Band71	15MHz	16QAM	133397	1RB#0	22.71	PASS
Band71	15MHz	QPSK	133397	1RB#38	23.64	PASS

Band71	15MHz	16QAM	133397	1RB#38	22.88	PASS
Band71	15MHz	QPSK	133397	1RB#74	23.69	PASS
Band71	15MHz	16QAM	133397	1RB#74	22.95	PASS
Band71	15MHz	QPSK	133397	38RB#0	22.73	PASS
Band71	15MHz	16QAM	133397	38RB#0	22.64	PASS
Band71	15MHz	QPSK	133397	38RB#18	22.84	PASS
Band71	15MHz	16QAM	133397	38RB#18	22.82	PASS
Band71	15MHz	QPSK	133397	38RB#37	22.93	PASS
Band71	15MHz	16QAM	133397	38RB#37	22.92	PASS
Band71	15MHz	QPSK	133397	75RB#0	22.83	PASS
Band71	15MHz	16QAM	133397	75RB#0	21.76	PASS
Band71	20MHz	QPSK	133222	1RB#0	23.53	PASS
Band71	20MHz	16QAM	133222	1RB#0	22.56	PASS
Band71	20MHz	QPSK	133222	1RB#49	**23.96**	PASS
Band71	20MHz	16QAM	133222	1RB#49	23.02	PASS
Band71	20MHz	QPSK	133222	1RB#99	23.45	PASS
Band71	20MHz	16QAM	133222	1RB#99	22.55	PASS
Band71	20MHz	QPSK	133222	50RB#0	22.78	PASS
Band71	20MHz	16QAM	133222	50RB#0	21.79	PASS
Band71	20MHz	QPSK	133222	50RB#25	22.75	PASS
Band71	20MHz	16QAM	133222	50RB#25	21.77	PASS
Band71	20MHz	QPSK	133222	50RB#50	22.81	PASS
Band71	20MHz	16QAM	133222	50RB#50	21.81	PASS
Band71	20MHz	QPSK	133222	100RB#0	22.75	PASS
Band71	20MHz	16QAM	133222	100RB#0	21.73	PASS
Band71	20MHz	QPSK	133322	1RB#0	23.65	PASS
Band71	20MHz	16QAM	133322	1RB#0	22.66	PASS
Band71	20MHz	QPSK	133322	1RB#49	23.77	PASS
Band71	20MHz	16QAM	133322	1RB#49	22.84	PASS
Band71	20MHz	QPSK	133322	1RB#99	23.56	PASS
Band71	20MHz	16QAM	133322	1RB#99	22.65	PASS
Band71	20MHz	QPSK	133322	50RB#0	22.72	PASS
Band71	20MHz	16QAM	133322	50RB#0	21.73	PASS
Band71	20MHz	QPSK	133322	50RB#25	22.71	PASS
Band71	20MHz	16QAM	133322	50RB#25	21.71	PASS
Band71	20MHz	QPSK	133322	50RB#50	22.68	PASS
Band71	20MHz	16QAM	133322	50RB#50	21.66	PASS
Band71	20MHz	QPSK	133322	100RB#0	22.71	PASS
Band71	20MHz	16QAM	133322	100RB#0	21.70	PASS
Band71	20MHz	QPSK	133372	1RB#0	23.54	PASS
Band71	20MHz	16QAM	133372	1RB#0	22.69	PASS
Band71	20MHz	QPSK	133372	1RB#49	23.78	PASS

Band71	20MHz	16QAM	133372	1RB#49	23.01	PASS
Band71	20MHz	QPSK	133372	1RB#99	23.63	PASS
Band71	20MHz	16QAM	133372	1RB#99	22.83	PASS
Band71	20MHz	QPSK	133372	50RB#0	22.82	PASS
Band71	20MHz	16QAM	133372	50RB#0	21.80	PASS
Band71	20MHz	QPSK	133372	50RB#25	22.78	PASS
Band71	20MHz	16QAM	133372	50RB#25	21.85	PASS
Band71	20MHz	QPSK	133372	50RB#50	22.80	PASS
Band71	20MHz	16QAM	133372	50RB#50	21.81	PASS
Band71	20MHz	QPSK	133372	100RB#0	22.84	PASS
Band71	20MHz	16QAM	133372	100RB#0	21.81	PASS

LTE Band2 (P2): Receiver ON

Band	Bandwidth	Modulation	Channel	RB Configuration	Result(dBm)	Verdict
Band2	1.4MHz	QPSK	18607	1RB#0	18.36	PASS
Band2	1.4MHz	16QAM	18607	1RB#0	18.49	PASS
Band2	1.4MHz	QPSK	18607	1RB#2	18.46	PASS
Band2	1.4MHz	16QAM	18607	1RB#2	18.73	PASS
Band2	1.4MHz	QPSK	18607	1RB#5	18.34	PASS
Band2	1.4MHz	16QAM	18607	1RB#5	18.55	PASS
Band2	1.4MHz	QPSK	18607	3RB#0	18.45	PASS
Band2	1.4MHz	16QAM	18607	3RB#0	18.37	PASS
Band2	1.4MHz	QPSK	18607	3RB#1	18.44	PASS
Band2	1.4MHz	16QAM	18607	3RB#1	18.39	PASS
Band2	1.4MHz	QPSK	18607	3RB#3	18.42	PASS
Band2	1.4MHz	16QAM	18607	3RB#3	18.37	PASS
Band2	1.4MHz	QPSK	18607	6RB#0	18.40	PASS
Band2	1.4MHz	16QAM	18607	6RB#0	18.49	PASS
Band2	1.4MHz	QPSK	18900	1RB#0	18.02	PASS
Band2	1.4MHz	16QAM	18900	1RB#0	18.20	PASS
Band2	1.4MHz	QPSK	18900	1RB#2	18.15	PASS
Band2	1.4MHz	16QAM	18900	1RB#2	18.32	PASS
Band2	1.4MHz	QPSK	18900	1RB#5	18.03	PASS
Band2	1.4MHz	16QAM	18900	1RB#5	18.16	PASS
Band2	1.4MHz	QPSK	18900	3RB#0	18.07	PASS
Band2	1.4MHz	16QAM	18900	3RB#0	17.99	PASS
Band2	1.4MHz	QPSK	18900	3RB#1	18.03	PASS
Band2	1.4MHz	16QAM	18900	3RB#1	18.00	PASS
Band2	1.4MHz	QPSK	18900	3RB#3	18.11	PASS
Band2	1.4MHz	16QAM	18900	3RB#3	18.02	PASS
Band2	1.4MHz	QPSK	18900	6RB#0	18.10	PASS

Band2	1.4MHz	16QAM	18900	6RB#0	17.98	PASS
Band2	1.4MHz	QPSK	19193	1RB#0	18.06	PASS
Band2	1.4MHz	16QAM	19193	1RB#0	17.97	PASS
Band2	1.4MHz	QPSK	19193	1RB#2	18.21	PASS
Band2	1.4MHz	16QAM	19193	1RB#2	18.19	PASS
Band2	1.4MHz	QPSK	19193	1RB#5	18.04	PASS
Band2	1.4MHz	16QAM	19193	1RB#5	17.94	PASS
Band2	1.4MHz	QPSK	19193	3RB#0	18.13	PASS
Band2	1.4MHz	16QAM	19193	3RB#0	17.95	PASS
Band2	1.4MHz	QPSK	19193	3RB#1	18.12	PASS
Band2	1.4MHz	16QAM	19193	3RB#1	17.94	PASS
Band2	1.4MHz	QPSK	19193	3RB#3	18.17	PASS
Band2	1.4MHz	16QAM	19193	3RB#3	17.93	PASS
Band2	1.4MHz	QPSK	19193	6RB#0	18.11	PASS
Band2	1.4MHz	16QAM	19193	6RB#0	18.09	PASS
Band2	3MHz	QPSK	18615	1RB#0	18.43	PASS
Band2	3MHz	16QAM	18615	1RB#0	18.65	PASS
Band2	3MHz	QPSK	18615	1RB#8	18.48	PASS
Band2	3MHz	16QAM	18615	1RB#8	18.65	PASS
Band2	3MHz	QPSK	18615	1RB#14	18.42	PASS
Band2	3MHz	16QAM	18615	1RB#14	18.66	PASS
Band2	3MHz	QPSK	18615	8RB#0	18.42	PASS
Band2	3MHz	16QAM	18615	8RB#0	18.51	PASS
Band2	3MHz	QPSK	18615	8RB#4	18.45	PASS
Band2	3MHz	16QAM	18615	8RB#4	18.54	PASS
Band2	3MHz	QPSK	18615	8RB#7	18.51	PASS
Band2	3MHz	16QAM	18615	8RB#7	18.56	PASS
Band2	3MHz	QPSK	18615	15RB#0	18.48	PASS
Band2	3MHz	16QAM	18615	15RB#0	18.49	PASS
Band2	3MHz	QPSK	18900	1RB#0	18.10	PASS
Band2	3MHz	16QAM	18900	1RB#0	18.32	PASS
Band2	3MHz	QPSK	18900	1RB#8	18.13	PASS
Band2	3MHz	16QAM	18900	1RB#8	18.28	PASS
Band2	3MHz	QPSK	18900	1RB#14	18.09	PASS
Band2	3MHz	16QAM	18900	1RB#14	18.28	PASS
Band2	3MHz	QPSK	18900	8RB#0	18.07	PASS
Band2	3MHz	16QAM	18900	8RB#0	18.08	PASS
Band2	3MHz	QPSK	18900	8RB#4	18.07	PASS
Band2	3MHz	16QAM	18900	8RB#4	18.11	PASS
Band2	3MHz	QPSK	18900	8RB#7	18.07	PASS
Band2	3MHz	16QAM	18900	8RB#7	18.13	PASS
Band2	3MHz	QPSK	18900	15RB#0	18.03	PASS

Band2	3MHz	16QAM	18900	15RB#0	18.03	PASS
Band2	3MHz	QPSK	19185	1RB#0	18.10	PASS
Band2	3MHz	16QAM	19185	1RB#0	17.95	PASS
Band2	3MHz	QPSK	19185	1RB#8	18.15	PASS
Band2	3MHz	16QAM	19185	1RB#8	18.06	PASS
Band2	3MHz	QPSK	19185	1RB#14	18.20	PASS
Band2	3MHz	16QAM	19185	1RB#14	18.08	PASS
Band2	3MHz	QPSK	19185	8RB#0	18.05	PASS
Band2	3MHz	16QAM	19185	8RB#0	18.13	PASS
Band2	3MHz	QPSK	19185	8RB#4	18.07	PASS
Band2	3MHz	16QAM	19185	8RB#4	18.13	PASS
Band2	3MHz	QPSK	19185	8RB#7	18.13	PASS
Band2	3MHz	16QAM	19185	8RB#7	18.15	PASS
Band2	3MHz	QPSK	19185	15RB#0	18.06	PASS
Band2	3MHz	16QAM	19185	15RB#0	18.00	PASS
Band2	5MHz	QPSK	18625	1RB#0	18.39	PASS
Band2	5MHz	16QAM	18625	1RB#0	18.45	PASS
Band2	5MHz	QPSK	18625	1RB#12	18.60	PASS
Band2	5MHz	16QAM	18625	1RB#12	18.59	PASS
Band2	5MHz	QPSK	18625	1RB#24	18.38	PASS
Band2	5MHz	16QAM	18625	1RB#24	18.43	PASS
Band2	5MHz	QPSK	18625	12RB#0	18.33	PASS
Band2	5MHz	16QAM	18625	12RB#0	18.40	PASS
Band2	5MHz	QPSK	18625	12RB#6	18.40	PASS
Band2	5MHz	16QAM	18625	12RB#6	18.41	PASS
Band2	5MHz	QPSK	18625	12RB#13	18.41	PASS
Band2	5MHz	16QAM	18625	12RB#13	18.42	PASS
Band2	5MHz	QPSK	18625	25RB#0	18.44	PASS
Band2	5MHz	16QAM	18625	25RB#0	18.47	PASS
Band2	5MHz	QPSK	18900	1RB#0	18.00	PASS
Band2	5MHz	16QAM	18900	1RB#0	18.28	PASS
Band2	5MHz	QPSK	18900	1RB#12	18.15	PASS
Band2	5MHz	16QAM	18900	1RB#12	18.43	PASS
Band2	5MHz	QPSK	18900	1RB#24	18.02	PASS
Band2	5MHz	16QAM	18900	1RB#24	18.27	PASS
Band2	5MHz	QPSK	18900	12RB#0	18.02	PASS
Band2	5MHz	16QAM	18900	12RB#0	18.11	PASS
Band2	5MHz	QPSK	18900	12RB#6	18.05	PASS
Band2	5MHz	16QAM	18900	12RB#6	18.11	PASS
Band2	5MHz	QPSK	18900	12RB#13	18.02	PASS
Band2	5MHz	16QAM	18900	12RB#13	18.11	PASS
Band2	5MHz	QPSK	18900	25RB#0	18.07	PASS

Band2	5MHz	16QAM	18900	25RB#0	18.08	PASS
Band2	5MHz	QPSK	19175	1RB#0	17.98	PASS
Band2	5MHz	16QAM	19175	1RB#0	18.05	PASS
Band2	5MHz	QPSK	19175	1RB#12	18.17	PASS
Band2	5MHz	16QAM	19175	1RB#12	18.23	PASS
Band2	5MHz	QPSK	19175	1RB#24	18.19	PASS
Band2	5MHz	16QAM	19175	1RB#24	18.13	PASS
Band2	5MHz	QPSK	19175	12RB#0	17.95	PASS
Band2	5MHz	16QAM	19175	12RB#0	17.99	PASS
Band2	5MHz	QPSK	19175	12RB#6	17.96	PASS
Band2	5MHz	16QAM	19175	12RB#6	18.02	PASS
Band2	5MHz	QPSK	19175	12RB#13	18.12	PASS
Band2	5MHz	16QAM	19175	12RB#13	18.06	PASS
Band2	5MHz	QPSK	19175	25RB#0	18.08	PASS
Band2	5MHz	16QAM	19175	25RB#0	18.15	PASS
Band2	10MHz	QPSK	18650	1RB#0	18.47	PASS
Band2	10MHz	16QAM	18650	1RB#0	18.67	PASS
Band2	10MHz	QPSK	18650	1RB#24	18.58	PASS
Band2	10MHz	16QAM	18650	1RB#24	18.72	PASS
Band2	10MHz	QPSK	18650	1RB#49	18.24	PASS
Band2	10MHz	16QAM	18650	1RB#49	18.52	PASS
Band2	10MHz	QPSK	18650	25RB#0	18.48	PASS
Band2	10MHz	16QAM	18650	25RB#0	18.51	PASS
Band2	10MHz	QPSK	18650	25RB#12	18.50	PASS
Band2	10MHz	16QAM	18650	25RB#12	18.50	PASS
Band2	10MHz	QPSK	18650	25RB#25	18.46	PASS
Band2	10MHz	16QAM	18650	25RB#25	18.43	PASS
Band2	10MHz	QPSK	18650	50RB#0	18.45	PASS
Band2	10MHz	16QAM	18650	50RB#0	18.45	PASS
Band2	10MHz	QPSK	18900	1RB#0	18.05	PASS
Band2	10MHz	16QAM	18900	1RB#0	18.29	PASS
Band2	10MHz	QPSK	18900	1RB#24	18.25	PASS
Band2	10MHz	16QAM	18900	1RB#24	18.42	PASS
Band2	10MHz	QPSK	18900	1RB#49	18.07	PASS
Band2	10MHz	16QAM	18900	1RB#49	18.28	PASS
Band2	10MHz	QPSK	18900	25RB#0	18.09	PASS
Band2	10MHz	16QAM	18900	25RB#0	18.15	PASS
Band2	10MHz	QPSK	18900	25RB#12	18.12	PASS
Band2	10MHz	16QAM	18900	25RB#12	18.15	PASS
Band2	10MHz	QPSK	18900	25RB#25	18.10	PASS
Band2	10MHz	16QAM	18900	25RB#25	18.12	PASS
Band2	10MHz	QPSK	18900	50RB#0	18.11	PASS

Band2	10MHz	16QAM	18900	50RB#0	18.10	PASS
Band2	10MHz	QPSK	19150	1RB#0	17.99	PASS
Band2	10MHz	16QAM	19150	1RB#0	17.93	PASS
Band2	10MHz	QPSK	19150	1RB#24	18.14	PASS
Band2	10MHz	16QAM	19150	1RB#24	18.14	PASS
Band2	10MHz	QPSK	19150	1RB#49	18.20	PASS
Band2	10MHz	16QAM	19150	1RB#49	17.97	PASS
Band2	10MHz	QPSK	19150	25RB#0	18.12	PASS
Band2	10MHz	16QAM	19150	25RB#0	18.14	PASS
Band2	10MHz	QPSK	19150	25RB#12	18.12	PASS
Band2	10MHz	16QAM	19150	25RB#12	18.17	PASS
Band2	10MHz	QPSK	19150	25RB#25	18.08	PASS
Band2	10MHz	16QAM	19150	25RB#25	18.14	PASS
Band2	10MHz	QPSK	19150	50RB#0	18.02	PASS
Band2	10MHz	16QAM	19150	50RB#0	18.11	PASS
Band2	15MHz	QPSK	18675	1RB#0	18.38	PASS
Band2	15MHz	16QAM	18675	1RB#0	18.62	PASS
Band2	15MHz	QPSK	18675	1RB#38	18.39	PASS
Band2	15MHz	16QAM	18675	1RB#38	18.59	PASS
Band2	15MHz	QPSK	18675	1RB#74	18.07	PASS
Band2	15MHz	16QAM	18675	1RB#74	18.24	PASS
Band2	15MHz	QPSK	18675	38RB#0	18.35	PASS
Band2	15MHz	16QAM	18675	38RB#0	18.35	PASS
Band2	15MHz	QPSK	18675	38RB#18	18.38	PASS
Band2	15MHz	16QAM	18675	38RB#18	18.32	PASS
Band2	15MHz	QPSK	18675	38RB#37	18.32	PASS
Band2	15MHz	16QAM	18675	38RB#37	18.35	PASS
Band2	15MHz	QPSK	18675	75RB#0	18.33	PASS
Band2	15MHz	16QAM	18675	75RB#0	18.32	PASS
Band2	15MHz	QPSK	18900	1RB#0	17.96	PASS
Band2	15MHz	16QAM	18900	1RB#0	18.33	PASS
Band2	15MHz	QPSK	18900	1RB#38	18.05	PASS
Band2	15MHz	16QAM	18900	1RB#38	18.38	PASS
Band2	15MHz	QPSK	18900	1RB#74	17.94	PASS
Band2	15MHz	16QAM	18900	1RB#74	18.18	PASS
Band2	15MHz	QPSK	18900	38RB#0	18.10	PASS
Band2	15MHz	16QAM	18900	38RB#0	18.11	PASS
Band2	15MHz	QPSK	18900	38RB#18	18.10	PASS
Band2	15MHz	16QAM	18900	38RB#18	18.08	PASS
Band2	15MHz	QPSK	18900	38RB#37	18.12	PASS
Band2	15MHz	16QAM	18900	38RB#37	18.10	PASS
Band2	15MHz	QPSK	18900	75RB#0	18.11	PASS

Band2	15MHz	16QAM	18900	75RB#0	18.11	PASS
Band2	15MHz	QPSK	19125	1RB#0	17.91	PASS
Band2	15MHz	16QAM	19125	1RB#0	18.14	PASS
Band2	15MHz	QPSK	19125	1RB#38	18.01	PASS
Band2	15MHz	16QAM	19125	1RB#38	18.24	PASS
Band2	15MHz	QPSK	19125	1RB#74	18.04	PASS
Band2	15MHz	16QAM	19125	1RB#74	18.21	PASS
Band2	15MHz	QPSK	19125	38RB#0	18.08	PASS
Band2	15MHz	16QAM	19125	38RB#0	18.08	PASS
Band2	15MHz	QPSK	19125	38RB#18	18.02	PASS
Band2	15MHz	16QAM	19125	38RB#18	18.01	PASS
Band2	15MHz	QPSK	19125	38RB#37	18.06	PASS
Band2	15MHz	16QAM	19125	38RB#37	17.99	PASS
Band2	15MHz	QPSK	19125	75RB#0	18.03	PASS
Band2	15MHz	16QAM	19125	75RB#0	18.02	PASS
Band2	20MHz	QPSK	18700	1RB#0	18.30	PASS
Band2	20MHz	16QAM	18700	1RB#0	18.35	PASS
Band2	20MHz	QPSK	18700	1RB#49	**18.76**	PASS
Band2	20MHz	16QAM	18700	1RB#49	18.54	PASS
Band2	20MHz	QPSK	18700	1RB#99	17.85	PASS
Band2	20MHz	16QAM	18700	1RB#99	17.90	PASS
Band2	20MHz	QPSK	18700	50RB#0	18.40	PASS
Band2	20MHz	16QAM	18700	50RB#0	18.41	PASS
Band2	20MHz	QPSK	18700	50RB#25	18.40	PASS
Band2	20MHz	16QAM	18700	50RB#25	18.36	PASS
Band2	20MHz	QPSK	18700	50RB#50	18.15	PASS
Band2	20MHz	16QAM	18700	50RB#50	18.18	PASS
Band2	20MHz	QPSK	18700	100RB#0	18.25	PASS
Band2	20MHz	16QAM	18700	100RB#0	18.28	PASS
Band2	20MHz	QPSK	18900	1RB#0	17.90	PASS
Band2	20MHz	16QAM	18900	1RB#0	18.10	PASS
Band2	20MHz	QPSK	18900	1RB#49	18.23	PASS
Band2	20MHz	16QAM	18900	1RB#49	18.54	PASS
Band2	20MHz	QPSK	18900	1RB#99	17.78	PASS
Band2	20MHz	16QAM	18900	1RB#99	17.97	PASS
Band2	20MHz	QPSK	18900	50RB#0	18.13	PASS
Band2	20MHz	16QAM	18900	50RB#0	18.15	PASS
Band2	20MHz	QPSK	18900	50RB#25	18.10	PASS
Band2	20MHz	16QAM	18900	50RB#25	18.17	PASS
Band2	20MHz	QPSK	18900	50RB#50	18.02	PASS
Band2	20MHz	16QAM	18900	50RB#50	18.10	PASS
Band2	20MHz	QPSK	18900	100RB#0	18.06	PASS

Band2	20MHz	16QAM	18900	100RB#0	18.06	PASS
Band2	20MHz	QPSK	19100	1RB#0	17.98	PASS
Band2	20MHz	16QAM	19100	1RB#0	18.00	PASS
Band2	20MHz	QPSK	19100	1RB#49	18.23	PASS
Band2	20MHz	16QAM	19100	1RB#49	18.26	PASS
Band2	20MHz	QPSK	19100	1RB#99	17.96	PASS
Band2	20MHz	16QAM	19100	1RB#99	17.99	PASS
Band2	20MHz	QPSK	19100	50RB#0	18.19	PASS
Band2	20MHz	16QAM	19100	50RB#0	18.18	PASS
Band2	20MHz	QPSK	19100	50RB#25	18.16	PASS
Band2	20MHz	16QAM	19100	50RB#25	18.20	PASS
Band2	20MHz	QPSK	19100	50RB#50	17.95	PASS
Band2	20MHz	16QAM	19100	50RB#50	18.02	PASS
Band2	20MHz	QPSK	19100	100RB#0	18.08	PASS
Band2	20MHz	16QAM	19100	100RB#0	18.12	PASS

LTE Band4 (P2): Receiver ON

Band	Bandwidth	Modulation	Channel	RB Configuration	Result(dBm)	Verdict
Band4	1.4MHz	QPSK	19957	1RB#0	19.68	PASS
Band4	1.4MHz	16QAM	19957	1RB#0	19.85	PASS
Band4	1.4MHz	QPSK	19957	1RB#2	19.79	PASS
Band4	1.4MHz	16QAM	19957	1RB#2	20.14	PASS
Band4	1.4MHz	QPSK	19957	1RB#5	19.68	PASS
Band4	1.4MHz	16QAM	19957	1RB#5	19.93	PASS
Band4	1.4MHz	QPSK	19957	3RB#0	19.80	PASS
Band4	1.4MHz	16QAM	19957	3RB#0	19.73	PASS
Band4	1.4MHz	QPSK	19957	3RB#1	19.83	PASS
Band4	1.4MHz	16QAM	19957	3RB#1	19.72	PASS
Band4	1.4MHz	QPSK	19957	3RB#3	19.84	PASS
Band4	1.4MHz	16QAM	19957	3RB#3	19.78	PASS
Band4	1.4MHz	QPSK	19957	6RB#0	19.77	PASS
Band4	1.4MHz	16QAM	19957	6RB#0	19.83	PASS
Band4	1.4MHz	QPSK	20175	1RB#0	19.60	PASS
Band4	1.4MHz	16QAM	20175	1RB#0	19.78	PASS
Band4	1.4MHz	QPSK	20175	1RB#2	19.70	PASS
Band4	1.4MHz	16QAM	20175	1RB#2	19.99	PASS
Band4	1.4MHz	QPSK	20175	1RB#5	19.57	PASS
Band4	1.4MHz	16QAM	20175	1RB#5	19.80	PASS
Band4	1.4MHz	QPSK	20175	3RB#0	19.68	PASS
Band4	1.4MHz	16QAM	20175	3RB#0	19.65	PASS

Band4	1.4MHz	QPSK	20175	3RB#1	19.65	PASS
Band4	1.4MHz	16QAM	20175	3RB#1	19.66	PASS
Band4	1.4MHz	QPSK	20175	3RB#3	19.70	PASS
Band4	1.4MHz	16QAM	20175	3RB#3	19.64	PASS
Band4	1.4MHz	QPSK	20175	6RB#0	19.65	PASS
Band4	1.4MHz	16QAM	20175	6RB#0	19.57	PASS
Band4	1.4MHz	QPSK	20393	1RB#0	20.35	PASS
Band4	1.4MHz	16QAM	20393	1RB#0	20.54	PASS
Band4	1.4MHz	QPSK	20393	1RB#2	20.47	PASS
Band4	1.4MHz	16QAM	20393	1RB#2	20.74	PASS
Band4	1.4MHz	QPSK	20393	1RB#5	20.33	PASS
Band4	1.4MHz	16QAM	20393	1RB#5	20.54	PASS
Band4	1.4MHz	QPSK	20393	3RB#0	20.46	PASS
Band4	1.4MHz	16QAM	20393	3RB#0	20.39	PASS
Band4	1.4MHz	QPSK	20393	3RB#1	20.45	PASS
Band4	1.4MHz	16QAM	20393	3RB#1	20.36	PASS
Band4	1.4MHz	QPSK	20393	3RB#3	20.48	PASS
Band4	1.4MHz	16QAM	20393	3RB#3	20.37	PASS
Band4	1.4MHz	QPSK	20393	6RB#0	20.43	PASS
Band4	1.4MHz	16QAM	20393	6RB#0	20.50	PASS
Band4	3MHz	QPSK	19965	1RB#0	19.78	PASS
Band4	3MHz	16QAM	19965	1RB#0	20.01	PASS
Band4	3MHz	QPSK	19965	1RB#8	19.76	PASS
Band4	3MHz	16QAM	19965	1RB#8	20.04	PASS
Band4	3MHz	QPSK	19965	1RB#14	19.79	PASS
Band4	3MHz	16QAM	19965	1RB#14	20.00	PASS
Band4	3MHz	QPSK	19965	8RB#0	19.79	PASS
Band4	3MHz	16QAM	19965	8RB#0	19.91	PASS
Band4	3MHz	QPSK	19965	8RB#4	19.80	PASS
Band4	3MHz	16QAM	19965	8RB#4	19.90	PASS
Band4	3MHz	QPSK	19965	8RB#7	19.77	PASS
Band4	3MHz	16QAM	19965	8RB#7	19.88	PASS
Band4	3MHz	QPSK	19965	15RB#0	19.78	PASS
Band4	3MHz	16QAM	19965	15RB#0	19.87	PASS
Band4	3MHz	QPSK	20175	1RB#0	19.66	PASS
Band4	3MHz	16QAM	20175	1RB#0	19.94	PASS
Band4	3MHz	QPSK	20175	1RB#8	19.64	PASS
Band4	3MHz	16QAM	20175	1RB#8	19.87	PASS
Band4	3MHz	QPSK	20175	1RB#14	19.60	PASS
Band4	3MHz	16QAM	20175	1RB#14	19.81	PASS
Band4	3MHz	QPSK	20175	8RB#0	19.65	PASS
Band4	3MHz	16QAM	20175	8RB#0	19.72	PASS

Band4	3MHz	QPSK	20175	8RB#4	19.66	PASS
Band4	3MHz	16QAM	20175	8RB#4	19.72	PASS
Band4	3MHz	QPSK	20175	8RB#7	19.63	PASS
Band4	3MHz	16QAM	20175	8RB#7	19.69	PASS
Band4	3MHz	QPSK	20175	15RB#0	19.61	PASS
Band4	3MHz	16QAM	20175	15RB#0	19.67	PASS
Band4	3MHz	QPSK	20385	1RB#0	20.38	PASS
Band4	3MHz	16QAM	20385	1RB#0	20.61	PASS
Band4	3MHz	QPSK	20385	1RB#8	20.40	PASS
Band4	3MHz	16QAM	20385	1RB#8	20.57	PASS
Band4	3MHz	QPSK	20385	1RB#14	20.41	PASS
Band4	3MHz	16QAM	20385	1RB#14	20.61	PASS
Band4	3MHz	QPSK	20385	8RB#0	20.40	PASS
Band4	3MHz	16QAM	20385	8RB#0	20.48	PASS
Band4	3MHz	QPSK	20385	8RB#4	20.42	PASS
Band4	3MHz	16QAM	20385	8RB#4	20.48	PASS
Band4	3MHz	QPSK	20385	8RB#7	20.41	PASS
Band4	3MHz	16QAM	20385	8RB#7	20.43	PASS
Band4	3MHz	QPSK	20385	15RB#0	20.40	PASS
Band4	3MHz	16QAM	20385	15RB#0	20.46	PASS
Band4	5MHz	QPSK	19975	1RB#0	19.77	PASS
Band4	5MHz	16QAM	19975	1RB#0	19.83	PASS
Band4	5MHz	QPSK	19975	1RB#12	19.88	PASS
Band4	5MHz	16QAM	19975	1RB#12	20.00	PASS
Band4	5MHz	QPSK	19975	1RB#24	19.82	PASS
Band4	5MHz	16QAM	19975	1RB#24	19.84	PASS
Band4	5MHz	QPSK	19975	12RB#0	19.81	PASS
Band4	5MHz	16QAM	19975	12RB#0	19.82	PASS
Band4	5MHz	QPSK	19975	12RB#6	19.80	PASS
Band4	5MHz	16QAM	19975	12RB#6	19.83	PASS
Band4	5MHz	QPSK	19975	12RB#13	19.84	PASS
Band4	5MHz	16QAM	19975	12RB#13	19.85	PASS
Band4	5MHz	QPSK	19975	25RB#0	19.83	PASS
Band4	5MHz	16QAM	19975	25RB#0	19.93	PASS
Band4	5MHz	QPSK	20175	1RB#0	19.56	PASS
Band4	5MHz	16QAM	20175	1RB#0	19.68	PASS
Band4	5MHz	QPSK	20175	1RB#12	19.67	PASS
Band4	5MHz	16QAM	20175	1RB#12	19.81	PASS
Band4	5MHz	QPSK	20175	1RB#24	19.69	PASS
Band4	5MHz	16QAM	20175	1RB#24	19.61	PASS
Band4	5MHz	QPSK	20175	12RB#0	19.66	PASS
Band4	5MHz	16QAM	20175	12RB#0	19.67	PASS

Band4	5MHz	QPSK	20175	12RB#6	19.66	PASS
Band4	5MHz	16QAM	20175	12RB#6	19.63	PASS
Band4	5MHz	QPSK	20175	12RB#13	19.59	PASS
Band4	5MHz	16QAM	20175	12RB#13	19.68	PASS
Band4	5MHz	QPSK	20175	25RB#0	19.62	PASS
Band4	5MHz	16QAM	20175	25RB#0	19.70	PASS
Band4	5MHz	QPSK	20375	1RB#0	20.34	PASS
Band4	5MHz	16QAM	20375	1RB#0	20.38	PASS
Band4	5MHz	QPSK	20375	1RB#12	20.50	PASS
Band4	5MHz	16QAM	20375	1RB#12	20.56	PASS
Band4	5MHz	QPSK	20375	1RB#24	20.38	PASS
Band4	5MHz	16QAM	20375	1RB#24	20.48	PASS
Band4	5MHz	QPSK	20375	12RB#0	20.37	PASS
Band4	5MHz	16QAM	20375	12RB#0	20.41	PASS
Band4	5MHz	QPSK	20375	12RB#6	20.40	PASS
Band4	5MHz	16QAM	20375	12RB#6	20.42	PASS
Band4	5MHz	QPSK	20375	12RB#13	20.37	PASS
Band4	5MHz	16QAM	20375	12RB#13	20.43	PASS
Band4	5MHz	QPSK	20375	25RB#0	20.44	PASS
Band4	5MHz	16QAM	20375	25RB#0	20.47	PASS
Band4	10MHz	QPSK	20000	1RB#0	19.80	PASS
Band4	10MHz	16QAM	20000	1RB#0	20.05	PASS
Band4	10MHz	QPSK	20000	1RB#24	19.96	PASS
Band4	10MHz	16QAM	20000	1RB#24	20.13	PASS
Band4	10MHz	QPSK	20000	1RB#49	19.83	PASS
Band4	10MHz	16QAM	20000	1RB#49	20.02	PASS
Band4	10MHz	QPSK	20000	25RB#0	19.89	PASS
Band4	10MHz	16QAM	20000	25RB#0	19.98	PASS
Band4	10MHz	QPSK	20000	25RB#12	19.92	PASS
Band4	10MHz	16QAM	20000	25RB#12	19.94	PASS
Band4	10MHz	QPSK	20000	25RB#25	19.93	PASS
Band4	10MHz	16QAM	20000	25RB#25	19.98	PASS
Band4	10MHz	QPSK	20000	50RB#0	19.90	PASS
Band4	10MHz	16QAM	20000	50RB#0	19.97	PASS
Band4	10MHz	QPSK	20175	1RB#0	19.65	PASS
Band4	10MHz	16QAM	20175	1RB#0	19.95	PASS
Band4	10MHz	QPSK	20175	1RB#24	19.66	PASS
Band4	10MHz	16QAM	20175	1RB#24	20.00	PASS
Band4	10MHz	QPSK	20175	1RB#49	19.62	PASS
Band4	10MHz	16QAM	20175	1RB#49	19.87	PASS
Band4	10MHz	QPSK	20175	25RB#0	19.69	PASS
Band4	10MHz	16QAM	20175	25RB#0	19.77	PASS

Band4	10MHz	QPSK	20175	25RB#12	19.71	PASS
Band4	10MHz	16QAM	20175	25RB#12	19.78	PASS
Band4	10MHz	QPSK	20175	25RB#25	19.61	PASS
Band4	10MHz	16QAM	20175	25RB#25	19.74	PASS
Band4	10MHz	QPSK	20175	50RB#0	19.62	PASS
Band4	10MHz	16QAM	20175	50RB#0	19.72	PASS
Band4	10MHz	QPSK	20350	1RB#0	20.15	PASS
Band4	10MHz	16QAM	20350	1RB#0	20.39	PASS
Band4	10MHz	QPSK	20350	1RB#24	20.42	PASS
Band4	10MHz	16QAM	20350	1RB#24	20.71	PASS
Band4	10MHz	QPSK	20350	1RB#49	20.40	PASS
Band4	10MHz	16QAM	20350	1RB#49	20.68	PASS
Band4	10MHz	QPSK	20350	25RB#0	20.33	PASS
Band4	10MHz	16QAM	20350	25RB#0	20.39	PASS
Band4	10MHz	QPSK	20350	25RB#12	20.34	PASS
Band4	10MHz	16QAM	20350	25RB#12	20.35	PASS
Band4	10MHz	QPSK	20350	25RB#25	20.50	PASS
Band4	10MHz	16QAM	20350	25RB#25	20.51	PASS
Band4	10MHz	QPSK	20350	50RB#0	20.43	PASS
Band4	10MHz	16QAM	20350	50RB#0	20.43	PASS
Band4	15MHz	QPSK	20025	1RB#0	19.78	PASS
Band4	15MHz	16QAM	20025	1RB#0	20.02	PASS
Band4	15MHz	QPSK	20025	1RB#38	19.88	PASS
Band4	15MHz	16QAM	20025	1RB#38	20.17	PASS
Band4	15MHz	QPSK	20025	1RB#74	19.69	PASS
Band4	15MHz	16QAM	20025	1RB#74	19.95	PASS
Band4	15MHz	QPSK	20025	38RB#0	19.90	PASS
Band4	15MHz	16QAM	20025	38RB#0	19.87	PASS
Band4	15MHz	QPSK	20025	38RB#18	19.85	PASS
Band4	15MHz	16QAM	20025	38RB#18	20.00	PASS
Band4	15MHz	QPSK	20025	38RB#37	19.90	PASS
Band4	15MHz	16QAM	20025	38RB#37	19.80	PASS
Band4	15MHz	QPSK	20025	75RB#0	20.00	PASS
Band4	15MHz	16QAM	20025	75RB#0	19.91	PASS
Band4	15MHz	QPSK	20175	1RB#0	19.64	PASS
Band4	15MHz	16QAM	20175	1RB#0	19.97	PASS
Band4	15MHz	QPSK	20175	1RB#38	19.58	PASS
Band4	15MHz	16QAM	20175	1RB#38	19.83	PASS
Band4	15MHz	QPSK	20175	1RB#74	19.61	PASS
Band4	15MHz	16QAM	20175	1RB#74	19.81	PASS
Band4	15MHz	QPSK	20175	38RB#0	19.72	PASS
Band4	15MHz	16QAM	20175	38RB#0	19.70	PASS

Band4	15MHz	QPSK	20175	38RB#18	19.73	PASS
Band4	15MHz	16QAM	20175	38RB#18	19.74	PASS
Band4	15MHz	QPSK	20175	38RB#37	19.74	PASS
Band4	15MHz	16QAM	20175	38RB#37	19.74	PASS
Band4	15MHz	QPSK	20175	75RB#0	19.72	PASS
Band4	15MHz	16QAM	20175	75RB#0	19.68	PASS
Band4	15MHz	QPSK	20325	1RB#0	19.83	PASS
Band4	15MHz	16QAM	20325	1RB#0	20.11	PASS
Band4	15MHz	QPSK	20325	1RB#38	20.19	PASS
Band4	15MHz	16QAM	20325	1RB#38	20.46	PASS
Band4	15MHz	QPSK	20325	1RB#74	20.22	PASS
Band4	15MHz	16QAM	20325	1RB#74	20.48	PASS
Band4	15MHz	QPSK	20325	38RB#0	20.29	PASS
Band4	15MHz	16QAM	20325	38RB#0	20.29	PASS
Band4	15MHz	QPSK	20325	38RB#18	20.32	PASS
Band4	15MHz	16QAM	20325	38RB#18	20.24	PASS
Band4	15MHz	QPSK	20325	38RB#37	20.21	PASS
Band4	15MHz	16QAM	20325	38RB#37	20.17	PASS
Band4	15MHz	QPSK	20325	75RB#0	20.16	PASS
Band4	15MHz	16QAM	20325	75RB#0	20.19	PASS
Band4	20MHz	QPSK	20050	1RB#0	19.76	PASS
Band4	20MHz	16QAM	20050	1RB#0	19.82	PASS
Band4	20MHz	QPSK	20050	1RB#49	20.15	PASS
Band4	20MHz	16QAM	20050	1RB#49	20.08	PASS
Band4	20MHz	QPSK	20050	1RB#99	19.53	PASS
Band4	20MHz	16QAM	20050	1RB#99	19.64	PASS
Band4	20MHz	QPSK	20050	50RB#0	19.88	PASS
Band4	20MHz	16QAM	20050	50RB#0	19.96	PASS
Band4	20MHz	QPSK	20050	50RB#25	19.91	PASS
Band4	20MHz	16QAM	20050	50RB#25	19.92	PASS
Band4	20MHz	QPSK	20050	50RB#50	19.87	PASS
Band4	20MHz	16QAM	20050	50RB#50	19.93	PASS
Band4	20MHz	QPSK	20050	100RB#0	19.86	PASS
Band4	20MHz	16QAM	20050	100RB#0	19.89	PASS
Band4	20MHz	QPSK	20175	1RB#0	19.67	PASS
Band4	20MHz	16QAM	20175	1RB#0	19.74	PASS
Band4	20MHz	QPSK	20175	1RB#49	19.85	PASS
Band4	20MHz	16QAM	20175	1RB#49	19.91	PASS
Band4	20MHz	QPSK	20175	1RB#99	19.58	PASS
Band4	20MHz	16QAM	20175	1RB#99	19.64	PASS
Band4	20MHz	QPSK	20175	50RB#0	19.73	PASS
Band4	20MHz	16QAM	20175	50RB#0	19.78	PASS

Band4	20MHz	QPSK	20175	50RB#25	19.75	PASS
Band4	20MHz	16QAM	20175	50RB#25	19.74	PASS
Band4	20MHz	QPSK	20175	50RB#50	19.68	PASS
Band4	20MHz	16QAM	20175	50RB#50	19.71	PASS
Band4	20MHz	QPSK	20175	100RB#0	19.67	PASS
Band4	20MHz	16QAM	20175	100RB#0	19.77	PASS
Band4	20MHz	QPSK	20300	1RB#0	19.62	PASS
Band4	20MHz	16QAM	20300	1RB#0	19.70	PASS
Band4	20MHz	QPSK	20300	1RB#49	20.29	PASS
Band4	20MHz	16QAM	20300	1RB#49	**20.79**	PASS
Band4	20MHz	QPSK	20300	1RB#99	20.20	PASS
Band4	20MHz	16QAM	20300	1RB#99	20.17	PASS
Band4	20MHz	QPSK	20300	50RB#0	19.92	PASS
Band4	20MHz	16QAM	20300	50RB#0	19.95	PASS
Band4	20MHz	QPSK	20300	50RB#25	19.94	PASS
Band4	20MHz	16QAM	20300	50RB#25	19.98	PASS
Band4	20MHz	QPSK	20300	50RB#50	20.21	PASS
Band4	20MHz	16QAM	20300	50RB#50	20.29	PASS
Band4	20MHz	QPSK	20300	100RB#0	20.06	PASS
Band4	20MHz	16QAM	20300	100RB#0	20.08	PASS

LTE Band66 (P2): Receiver ON

Band	Bandwidth	Modulation	Channel	RB Configuration	Result(dBm)	Verdict
Band66	1.4MHz	QPSK	131979	1RB#0	17.58	PASS
Band66	1.4MHz	16QAM	131979	1RB#0	17.79	PASS
Band66	1.4MHz	QPSK	131979	1RB#2	17.77	PASS
Band66	1.4MHz	16QAM	131979	1RB#2	18.01	PASS
Band66	1.4MHz	QPSK	131979	1RB#5	17.59	PASS
Band66	1.4MHz	16QAM	131979	1RB#5	17.79	PASS
Band66	1.4MHz	QPSK	131979	3RB#0	17.69	PASS
Band66	1.4MHz	16QAM	131979	3RB#0	17.64	PASS
Band66	1.4MHz	QPSK	131979	3RB#1	17.68	PASS
Band66	1.4MHz	16QAM	131979	3RB#1	17.63	PASS
Band66	1.4MHz	QPSK	131979	3RB#3	17.74	PASS
Band66	1.4MHz	16QAM	131979	3RB#3	17.65	PASS
Band66	1.4MHz	QPSK	131979	6RB#0	17.68	PASS
Band66	1.4MHz	16QAM	131979	6RB#0	17.58	PASS
Band66	1.4MHz	QPSK	132322	1RB#0	17.88	PASS
Band66	1.4MHz	16QAM	132322	1RB#0	18.05	PASS
Band66	1.4MHz	QPSK	132322	1RB#2	18.01	PASS

Band66	1.4MHz	16QAM	132322	1RB#2	18.24	PASS
Band66	1.4MHz	QPSK	132322	1RB#5	17.94	PASS
Band66	1.4MHz	16QAM	132322	1RB#5	18.07	PASS
Band66	1.4MHz	QPSK	132322	3RB#0	17.96	PASS
Band66	1.4MHz	16QAM	132322	3RB#0	17.91	PASS
Band66	1.4MHz	QPSK	132322	3RB#1	17.89	PASS
Band66	1.4MHz	16QAM	132322	3RB#1	17.91	PASS
Band66	1.4MHz	QPSK	132322	3RB#3	17.98	PASS
Band66	1.4MHz	16QAM	132322	3RB#3	17.89	PASS
Band66	1.4MHz	QPSK	132322	6RB#0	17.95	PASS
Band66	1.4MHz	16QAM	132322	6RB#0	18.03	PASS
Band66	1.4MHz	QPSK	132665	1RB#0	18.42	PASS
Band66	1.4MHz	16QAM	132665	1RB#0	18.62	PASS
Band66	1.4MHz	QPSK	132665	1RB#2	18.58	PASS
Band66	1.4MHz	16QAM	132665	1RB#2	18.80	PASS
Band66	1.4MHz	QPSK	132665	1RB#5	18.44	PASS
Band66	1.4MHz	16QAM	132665	1RB#5	18.60	PASS
Band66	1.4MHz	QPSK	132665	3RB#0	18.50	PASS
Band66	1.4MHz	16QAM	132665	3RB#0	18.43	PASS
Band66	1.4MHz	QPSK	132665	3RB#1	18.51	PASS
Band66	1.4MHz	16QAM	132665	3RB#1	18.43	PASS
Band66	1.4MHz	QPSK	132665	3RB#3	18.56	PASS
Band66	1.4MHz	16QAM	132665	3RB#3	18.44	PASS
Band66	1.4MHz	QPSK	132665	6RB#0	18.53	PASS
Band66	1.4MHz	16QAM	132665	6RB#0	18.44	PASS
Band66	3MHz	QPSK	131987	1RB#0	17.63	PASS
Band66	3MHz	16QAM	131987	1RB#0	17.89	PASS
Band66	3MHz	QPSK	131987	1RB#8	17.61	PASS
Band66	3MHz	16QAM	131987	1RB#8	17.86	PASS
Band66	3MHz	QPSK	131987	1RB#14	17.63	PASS
Band66	3MHz	16QAM	131987	1RB#14	17.78	PASS
Band66	3MHz	QPSK	131987	8RB#0	17.65	PASS
Band66	3MHz	16QAM	131987	8RB#0	17.72	PASS
Band66	3MHz	QPSK	131987	8RB#4	17.64	PASS
Band66	3MHz	16QAM	131987	8RB#4	17.73	PASS
Band66	3MHz	QPSK	131987	8RB#7	17.64	PASS
Band66	3MHz	16QAM	131987	8RB#7	17.74	PASS
Band66	3MHz	QPSK	131987	15RB#0	17.66	PASS
Band66	3MHz	16QAM	131987	15RB#0	17.68	PASS
Band66	3MHz	QPSK	132322	1RB#0	17.76	PASS
Band66	3MHz	16QAM	132322	1RB#0	18.05	PASS
Band66	3MHz	QPSK	132322	1RB#8	17.90	PASS

Band66	3MHz	16QAM	132322	1RB#8	18.06	PASS
Band66	3MHz	QPSK	132322	1RB#14	17.96	PASS
Band66	3MHz	16QAM	132322	1RB#14	18.15	PASS
Band66	3MHz	QPSK	132322	8RB#0	17.84	PASS
Band66	3MHz	16QAM	132322	8RB#0	17.96	PASS
Band66	3MHz	QPSK	132322	8RB#4	17.87	PASS
Band66	3MHz	16QAM	132322	8RB#4	17.96	PASS
Band66	3MHz	QPSK	132322	8RB#7	17.95	PASS
Band66	3MHz	16QAM	132322	8RB#7	18.02	PASS
Band66	3MHz	QPSK	132322	15RB#0	17.85	PASS
Band66	3MHz	16QAM	132322	15RB#0	17.90	PASS
Band66	3MHz	QPSK	132657	1RB#0	18.42	PASS
Band66	3MHz	16QAM	132657	1RB#0	18.61	PASS
Band66	3MHz	QPSK	132657	1RB#8	18.39	PASS
Band66	3MHz	16QAM	132657	1RB#8	18.61	PASS
Band66	3MHz	QPSK	132657	1RB#14	18.45	PASS
Band66	3MHz	16QAM	132657	1RB#14	18.58	PASS
Band66	3MHz	QPSK	132657	8RB#0	18.46	PASS
Band66	3MHz	16QAM	132657	8RB#0	18.48	PASS
Band66	3MHz	QPSK	132657	8RB#4	18.48	PASS
Band66	3MHz	16QAM	132657	8RB#4	18.46	PASS
Band66	3MHz	QPSK	132657	8RB#7	18.43	PASS
Band66	3MHz	16QAM	132657	8RB#7	18.45	PASS
Band66	3MHz	QPSK	132657	15RB#0	18.42	PASS
Band66	3MHz	16QAM	132657	15RB#0	18.40	PASS
Band66	5MHz	QPSK	131997	1RB#0	17.64	PASS
Band66	5MHz	16QAM	131997	1RB#0	17.67	PASS
Band66	5MHz	QPSK	131997	1RB#12	17.70	PASS
Band66	5MHz	16QAM	131997	1RB#12	17.84	PASS
Band66	5MHz	QPSK	131997	1RB#24	17.65	PASS
Band66	5MHz	16QAM	131997	1RB#24	17.71	PASS
Band66	5MHz	QPSK	131997	12RB#0	17.66	PASS
Band66	5MHz	16QAM	131997	12RB#0	17.64	PASS
Band66	5MHz	QPSK	131997	12RB#6	17.63	PASS
Band66	5MHz	16QAM	131997	12RB#6	17.68	PASS
Band66	5MHz	QPSK	131997	12RB#13	17.67	PASS
Band66	5MHz	16QAM	131997	12RB#13	17.67	PASS
Band66	5MHz	QPSK	131997	25RB#0	17.66	PASS
Band66	5MHz	16QAM	131997	25RB#0	17.71	PASS
Band66	5MHz	QPSK	132322	1RB#0	17.78	PASS
Band66	5MHz	16QAM	132322	1RB#0	18.06	PASS
Band66	5MHz	QPSK	132322	1RB#12	18.03	PASS

Band66	5MHz	16QAM	132322	1RB#12	18.23	PASS
Band66	5MHz	QPSK	132322	1RB#24	17.94	PASS
Band66	5MHz	16QAM	132322	1RB#24	18.19	PASS
Band66	5MHz	QPSK	132322	12RB#0	17.82	PASS
Band66	5MHz	16QAM	132322	12RB#0	17.89	PASS
Band66	5MHz	QPSK	132322	12RB#6	17.82	PASS
Band66	5MHz	16QAM	132322	12RB#6	17.88	PASS
Band66	5MHz	QPSK	132322	12RB#13	17.92	PASS
Band66	5MHz	16QAM	132322	12RB#13	17.97	PASS
Band66	5MHz	QPSK	132322	25RB#0	17.89	PASS
Band66	5MHz	16QAM	132322	25RB#0	17.87	PASS
Band66	5MHz	QPSK	132647	1RB#0	18.35	PASS
Band66	5MHz	16QAM	132647	1RB#0	18.38	PASS
Band66	5MHz	QPSK	132647	1RB#12	18.48	PASS
Band66	5MHz	16QAM	132647	1RB#12	18.52	PASS
Band66	5MHz	QPSK	132647	1RB#24	18.38	PASS
Band66	5MHz	16QAM	132647	1RB#24	18.46	PASS
Band66	5MHz	QPSK	132647	12RB#0	18.35	PASS
Band66	5MHz	16QAM	132647	12RB#0	18.36	PASS
Band66	5MHz	QPSK	132647	12RB#6	18.34	PASS
Band66	5MHz	16QAM	132647	12RB#6	18.34	PASS
Band66	5MHz	QPSK	132647	12RB#13	18.35	PASS
Band66	5MHz	16QAM	132647	12RB#13	18.43	PASS
Band66	5MHz	QPSK	132647	25RB#0	18.40	PASS
Band66	5MHz	16QAM	132647	25RB#0	18.47	PASS
Band66	10MHz	QPSK	132022	1RB#0	17.65	PASS
Band66	10MHz	16QAM	132022	1RB#0	17.90	PASS
Band66	10MHz	QPSK	132022	1RB#24	17.78	PASS
Band66	10MHz	16QAM	132022	1RB#24	18.00	PASS
Band66	10MHz	QPSK	132022	1RB#49	17.68	PASS
Band66	10MHz	16QAM	132022	1RB#49	17.93	PASS
Band66	10MHz	QPSK	132022	25RB#0	17.71	PASS
Band66	10MHz	16QAM	132022	25RB#0	17.77	PASS
Band66	10MHz	QPSK	132022	25RB#12	17.69	PASS
Band66	10MHz	16QAM	132022	25RB#12	17.75	PASS
Band66	10MHz	QPSK	132022	25RB#25	17.76	PASS
Band66	10MHz	16QAM	132022	25RB#25	17.73	PASS
Band66	10MHz	QPSK	132022	50RB#0	17.70	PASS
Band66	10MHz	16QAM	132022	50RB#0	17.75	PASS
Band66	10MHz	QPSK	132322	1RB#0	17.73	PASS
Band66	10MHz	16QAM	132322	1RB#0	17.94	PASS
Band66	10MHz	QPSK	132322	1RB#24	18.02	PASS

Band66	10MHz	16QAM	132322	1RB#24	18.23	PASS
Band66	10MHz	QPSK	132322	1RB#49	18.05	PASS
Band66	10MHz	16QAM	132322	1RB#49	18.25	PASS
Band66	10MHz	QPSK	132322	25RB#0	17.82	PASS
Band66	10MHz	16QAM	132322	25RB#0	17.95	PASS
Band66	10MHz	QPSK	132322	25RB#12	17.85	PASS
Band66	10MHz	16QAM	132322	25RB#12	17.94	PASS
Band66	10MHz	QPSK	132322	25RB#25	17.97	PASS
Band66	10MHz	16QAM	132322	25RB#25	18.11	PASS
Band66	10MHz	QPSK	132322	50RB#0	17.92	PASS
Band66	10MHz	16QAM	132322	50RB#0	17.97	PASS
Band66	10MHz	QPSK	132622	1RB#0	18.16	PASS
Band66	10MHz	16QAM	132622	1RB#0	18.37	PASS
Band66	10MHz	QPSK	132622	1RB#24	18.42	PASS
Band66	10MHz	16QAM	132622	1RB#24	18.42	PASS
Band66	10MHz	QPSK	132622	1RB#49	18.29	PASS
Band66	10MHz	16QAM	132622	1RB#49	18.51	PASS
Band66	10MHz	QPSK	132622	25RB#0	18.25	PASS
Band66	10MHz	16QAM	132622	25RB#0	18.28	PASS
Band66	10MHz	QPSK	132622	25RB#12	18.24	PASS
Band66	10MHz	16QAM	132622	25RB#12	18.26	PASS
Band66	10MHz	QPSK	132622	25RB#25	18.33	PASS
Band66	10MHz	16QAM	132622	25RB#25	18.35	PASS
Band66	10MHz	QPSK	132622	50RB#0	18.27	PASS
Band66	10MHz	16QAM	132622	50RB#0	18.27	PASS
Band66	15MHz	QPSK	132047	1RB#0	17.68	PASS
Band66	15MHz	16QAM	132047	1RB#0	17.93	PASS
Band66	15MHz	QPSK	132047	1RB#38	17.71	PASS
Band66	15MHz	16QAM	132047	1RB#38	18.01	PASS
Band66	15MHz	QPSK	132047	1RB#74	17.56	PASS
Band66	15MHz	16QAM	132047	1RB#74	17.72	PASS
Band66	15MHz	QPSK	132047	38RB#0	17.74	PASS
Band66	15MHz	16QAM	132047	38RB#0	17.77	PASS
Band66	15MHz	QPSK	132047	38RB#18	17.79	PASS
Band66	15MHz	16QAM	132047	38RB#18	17.76	PASS
Band66	15MHz	QPSK	132047	38RB#37	17.75	PASS
Band66	15MHz	16QAM	132047	38RB#37	17.74	PASS
Band66	15MHz	QPSK	132047	75RB#0	17.75	PASS
Band66	15MHz	16QAM	132047	75RB#0	17.72	PASS
Band66	15MHz	QPSK	132322	1RB#0	17.56	PASS
Band66	15MHz	16QAM	132322	1RB#0	17.88	PASS
Band66	15MHz	QPSK	132322	1RB#38	17.97	PASS

Band66	15MHz	16QAM	132322	1RB#38	18.26	PASS
Band66	15MHz	QPSK	132322	1RB#74	18.02	PASS
Band66	15MHz	16QAM	132322	1RB#74	18.28	PASS
Band66	15MHz	QPSK	132322	38RB#0	18.00	PASS
Band66	15MHz	16QAM	132322	38RB#0	17.97	PASS
Band66	15MHz	QPSK	132322	38RB#18	17.96	PASS
Band66	15MHz	16QAM	132322	38RB#18	17.99	PASS
Band66	15MHz	QPSK	132322	38RB#37	17.97	PASS
Band66	15MHz	16QAM	132322	38RB#37	18.00	PASS
Band66	15MHz	QPSK	132322	75RB#0	17.98	PASS
Band66	15MHz	16QAM	132322	75RB#0	17.96	PASS
Band66	15MHz	QPSK	132597	1RB#0	18.06	PASS
Band66	15MHz	16QAM	132597	1RB#0	18.24	PASS
Band66	15MHz	QPSK	132597	1RB#38	18.16	PASS
Band66	15MHz	16QAM	132597	1RB#38	18.37	PASS
Band66	15MHz	QPSK	132597	1RB#74	18.17	PASS
Band66	15MHz	16QAM	132597	1RB#74	18.36	PASS
Band66	15MHz	QPSK	132597	38RB#0	18.28	PASS
Band66	15MHz	16QAM	132597	38RB#0	18.25	PASS
Band66	15MHz	QPSK	132597	38RB#18	18.24	PASS
Band66	15MHz	16QAM	132597	38RB#18	18.26	PASS
Band66	15MHz	QPSK	132597	38RB#37	18.25	PASS
Band66	15MHz	16QAM	132597	38RB#37	18.24	PASS
Band66	15MHz	QPSK	132597	75RB#0	18.29	PASS
Band66	15MHz	16QAM	132597	75RB#0	18.17	PASS
Band66	20MHz	QPSK	132072	1RB#0	17.59	PASS
Band66	20MHz	16QAM	132072	1RB#0	17.69	PASS
Band66	20MHz	QPSK	132072	1RB#49	17.88	PASS
Band66	20MHz	16QAM	132072	1RB#49	17.86	PASS
Band66	20MHz	QPSK	132072	1RB#99	17.40	PASS
Band66	20MHz	16QAM	132072	1RB#99	17.42	PASS
Band66	20MHz	QPSK	132072	50RB#0	17.73	PASS
Band66	20MHz	16QAM	132072	50RB#0	17.78	PASS
Band66	20MHz	QPSK	132072	50RB#25	17.75	PASS
Band66	20MHz	16QAM	132072	50RB#25	17.77	PASS
Band66	20MHz	QPSK	132072	50RB#50	17.65	PASS
Band66	20MHz	16QAM	132072	50RB#50	17.72	PASS
Band66	20MHz	QPSK	132072	100RB#0	17.71	PASS
Band66	20MHz	16QAM	132072	100RB#0	17.67	PASS
Band66	20MHz	QPSK	132322	1RB#0	17.47	PASS
Band66	20MHz	16QAM	132322	1RB#0	17.72	PASS
Band66	20MHz	QPSK	132322	1RB#49	18.09	PASS

Band66	20MHz	16QAM	132322	1RB#49	**18.82**	PASS
Band66	20MHz	QPSK	132322	1RB#99	17.97	PASS
Band66	20MHz	16QAM	132322	1RB#99	18.17	PASS
Band66	20MHz	QPSK	132322	50RB#0	17.79	PASS
Band66	20MHz	16QAM	132322	50RB#0	17.80	PASS
Band66	20MHz	QPSK	132322	50RB#25	17.78	PASS
Band66	20MHz	16QAM	132322	50RB#25	17.78	PASS
Band66	20MHz	QPSK	132322	50RB#50	18.03	PASS
Band66	20MHz	16QAM	132322	50RB#50	18.05	PASS
Band66	20MHz	QPSK	132322	100RB#0	17.86	PASS
Band66	20MHz	16QAM	132322	100RB#0	17.93	PASS
Band66	20MHz	QPSK	132572	1RB#0	17.91	PASS
Band66	20MHz	16QAM	132572	1RB#0	17.94	PASS
Band66	20MHz	QPSK	132572	1RB#49	18.23	PASS
Band66	20MHz	16QAM	132572	1RB#49	18.22	PASS
Band66	20MHz	QPSK	132572	1RB#99	18.06	PASS
Band66	20MHz	16QAM	132572	1RB#99	18.07	PASS
Band66	20MHz	QPSK	132572	50RB#0	18.11	PASS
Band66	20MHz	16QAM	132572	50RB#0	18.15	PASS
Band66	20MHz	QPSK	132572	50RB#25	18.08	PASS
Band66	20MHz	16QAM	132572	50RB#25	18.15	PASS
Band66	20MHz	QPSK	132572	50RB#50	18.11	PASS
Band66	20MHz	16QAM	132572	50RB#50	18.11	PASS
Band66	20MHz	QPSK	132572	100RB#0	18.09	PASS
Band66	20MHz	16QAM	132572	100RB#0	18.12	PASS

Remark:

1. Per KDB941225 D05 v02r05, Start with the largest channel bandwidth then measure SAR for QPSK with 1 RB allocation, using the RB offset and required test channel combination with the highest maximum output power among RB offsets at the upper edge, middle, and lower edge of each required test channel. When the reported SAR is≤ 0.8 W/kg, testing of the remaining RB offset configurations and required test channels is not required for 1 RB allocation; otherwise, SAR is required for the remaining required test channels and only for the RB offset configuration with the highest output power for that channel. 6 When the reported SAR of a required test channel is > 1.45 W/kg, SAR is required for all three RB offset configurations for that required test channel.
2. Per KDB941225 D05 v02r05, the procedures required for 1 RB allocation in 5.2.1 are applied to measure the SAR for QPSK with 50% RB allocation.
3. Per KDB941225 D05 v02r05, For QPSK with 100% RB allocation, SAR is not required when the highest maximum output power for 100 % RB allocation is less than the highest maximum output power in 50% and 1 RB allocations, and the highest reported SAR for 1 RB and 50% RB allocation in 5.2.1 and 5.2.2 are ≤ 0.8 W/kg. Otherwise, SAR is measured for the highest output power channel; and if the reported SAR is > 1.45 W/kg, the remaining required test channels must also be tested.

4. Per KDB941225 D05 v02r05, for each modulation besides QPSK; e.g., 16-QAM, 64-QAM, apply the QPSK procedures in 5.2.1, 5.2.2, and 5.2.3 to determine the QAM configurations that may need SAR measurement. For each configuration identified as required for testing, SAR is required only when the highest maximum output power for the configuration in the higher order modulation is > ½ dB higher than the same configuration in QPSK or when the reported SAR for the QPSK configuration is > 1.45 W/kg.

WLAN(2.4GHz) (P1)					
Test Mode	**Data Rate**	**Channel**	**Frequency (MHz)**	**Conducted Power (dBm)**	**Tune-up power (dBm)**
802.11b	11Mbps	CH 01	2412	**15.56**	16.0
		CH 06	2437	15.16	16.0
		CH 11	2462	15.11	16.0
802.11g	54Mbps	CH 01	2412	14.68	15.0
		CH 06	2437	14.40	15.0
		CH 11	2462	14.57	15.0
802.11n (20MHz)	MCS7	CH 01	2412	13.83	14.0
		CH 06	2437	13.69	14.0
		CH 11	2462	13.79	14.0
802.11n (20MHz)	MCS7	CH 03	2422	12.25	13.0
		CH 06	2437	12.50	13.0
		CH 09	2452	12.84	13.0

WLAN(5.2GHz) (P1)				
Test Mode	**Channel**	**Frequency (MHz)**	**Conducted Power (dBm)**	**Tune-up power (dBm)**
802.11a	CH 36	5180	15.36	16.0
	CH 40	5200	15.34	16.0
	CH 48	5240	**15.65**	16.0
802.11n (HT20)	CH 36	5180	14.47	15.0
	CH 40	5200	14.31	15.0
	CH 48	5240	14.61	15.0
802.11n (HT40)	CH 38	5190	13.18	14.0
	CH 46	5230	13.53	14.0
802.11ac (80MHz)	CH42	5210	12.74	13.0

WLAN(5.3GHz) (P1)				
Test Mode	**Channel**	**Frequency (MHz)**	**Conducted Power (dBm)**	**Tune-up power (dBm)**
802.11a	CH 52	5260	**15.82**	16.0
	CH 56	5280	15.64	16.0
	CH 64	5320	15.13	16.0
802.11n (20MHz)	CH 52	5260	14.83	15.0
	CH 56	5280	14.51	15.0
	CH 64	5320	14.43	15.0
802.11n (40MHz)	CH 54	5270	13.91	14.0
	CH 62	5310	13.31	14.0
802.11ac (80MHz)	CH 58	5290	12.48	13.0

WLAN(5.6GHz) (P1)				
Test Mode	**Channel**	**Frequency (MHz)**	**Conducted Power (dBm)**	**Tune-up power (dBm)**
802.11a	CH 100	5500	13.16	13.5
	CH 116	5580	11.19	13.5
	CH 140	5700	**13.23**	13.5
802.11n (20MHz)	CH 100	5500	10.81	13.0
	CH 116	5580	10.99	13.0
	CH 140	5700	12.99	13.0
802.11n (40MHz)	CH 102	5510	10.88	11.5
	CH 110	5550	10.98	11.5
	CH 134	5670	11.41	11.5
802.11ac (80MHz)	CH 106	5530	9.80	10.0
	CH 122	5610	9.41	10.0

WLAN(5.8GHz) (P1)				
Test Mode	**Channel**	**Frequency (MHz)**	**Conducted Power (dBm)**	**Tune-up power (dBm)**
802.11a	CH 149	5745	15.12	16.0
	CH 157	5785	**15.73**	16.0
	CH 165	5825	15.46	16.0
802.11n (20MHz)	CH 149	5745	14.56	15.0
	CH 157	5785	14.46	15.0
	CH 165	5825	14.57	15.0
802.11n (40MHz)	CH 151	5755	13.87	14.0
	CH 159	5795	13.78	14.0
802.11ac (80MHz)	CH 155	5775	12.90	13.0

Remark:

1. Per KDB 248227 D01 v02r02, For 802.11b DSSS SAR measurements, DSSS SAR procedure applies to fixed exposure test position and initial test position procedure applies to multiple exposure test positions.

2. Per KDB 248227 D01 v02r02, For 802.11b DSSS SAR measurements ,when the reported SAR of the highest measured maximum output power channel (see 3.1) for the exposure configuration is ≤ 0.8 W/kg, no further SAR testing is required for 802.11b DSSS in that exposure configuration. When the reported SAR is > 0.8 W/kg, SAR is required for that exposure configuration using the next highest measured output power channel. When any reported SAR is > 1.2 W/kg, SAR is required for the third channel; i.e., all channels require testing.

3 .For OFDM modes (802.11g/n), SAR is not required when the highest reported SAR for DSSS is adjusted by the ratio of OFDM to DSSS specified maximum output power and it is <= 1.2W/kg.

4. Per KDB 248227 D01 v02r02, When multiple channel bandwidth configurations in a frequency band have the same specified maximum output power, the initial test configuration is determined by applying the following steps sequentially.

1) The largest channel bandwidth configuration is selected among the multiple configurations in a frequency band with the same specified maximum output power.

2) If multiple configurations have the same specified maximum output power and largest channel bandwidth, the lowest order modulation among the largest channel bandwidth configurations is selected.

3) If multiple configurations have the same specified maximum output power, largest channel bandwidth and lowest order modulation, the lowest data rate configuration among these configurations is selected.

4) When multiple transmission modes (802.11a/g/n/ac) have the same specified maximum output power, largest channel bandwidth, lowest order modulation and lowest data rate, the lowest order 802.11 mode is selected; i.e., 802.11a is chosen over 802.11n then 802.11ac or 802.11g is chosen over 802.11n.

Bluetooth - Maximum Average Power(P1)			
Test Mode	**Data Rate**	**Conducted Power(dBm)**	**Tune-up power (dBm)**
GFSK	1Mbps	3.81	4.0
π/4 DQPSK	2Mbps	3.03	4.0
8DPSK	3Mbps	3.12	4.0

Bluetooth - Maximum Average Power(P1)					
Test Mode	**Data Rate**	**Channel**	**Frequency (MHz)**	**Conducted Power(dBm)**	**Tune-up power (dBm)**
BLE	1Mbps	CH 00	2402	-6.08	-2.5
		CH 19	2440	-4.91	-2.5
		CH 39	2480	-3.15	-2.5
	2Mbps	CH 00	2402	-5.88	-2.5
		CH 19	2440	-4.72	-2.5
		CH 39	2480	-2.98	-2.5

Remark:

Bluetooth maximum output power is 3.81dBm and Maximum Tune-Up output power is 40dBm. Per KDB 447498 D01 V06, the 1-g and 10-g SAR test exclusion thresholds for 100 MHz to 6 GHz at test separation distances ≤ 50 mm are determined by:

[(max. power of channel, including tune-up tolerance, mW)/(min. test separation distance, mm)] · [√f(GHz)] ≤ 3.0 for 1-g SAR and ≤ 7.5 for 10-g extremity SAR,16 where

- f(GHz) is the RF channel transmit frequency in GHz
- Power and distance are rounded to the nearest mW and mm before calculation17
- The result is rounded to one decimal place for comparison

Bluetooth:

Tune-Up Power (dBm)	Max. Power (mW)	Distance (mm)	Frequency (GHz)	Result	Limit
4.0	2.51	5	2.48	0.791	3

The exclusion threshold is 0.791< 3, therefore, the RF exposure evaluation is not required.

9.2 Test Results for Standalone SAR Test

Head SAR

GSM850 – Head SAR Test(P1)									
Plot No.	Mode	Test Position	Frequency		Output Power (dBm)	Rated Limit (dBm)	Scaling Factor	SAR1g (W/kg)	Scaled SAR1g (W/kg)
			CH.	MHz					
	GSM	Right Cheek	128	824.2	33.04	33.5	1.112	0.240	0.267
	GSM	Right Tilted	128	824.2	33.04	33.5	1.112	0.222	0.247
1.	GSM	Left Cheek	128	824.2	33.04	33.5	1.112	0.252	**0.280**
	GSM	Left Tilted	128	824.2	33.04	33.5	1.112	0.235	0.261

GPRS850 – Head SAR Test(P1)									
Plot No.	Mode	Test Position	Frequency		Output Power (dBm)	Rated Limit (dBm)	Scaling Factor	SAR1g (W/kg)	Scaled SAR1g (W/kg)
			CH.	MHz					
	GPRS_2TX	Right Cheek	128	824.2	32.12	32.5	1.091	0.397	0.433
	GPRS_2TX	Right Tilted	128	824.2	32.12	32.5	1.091	0.386	0.421
2.	GPRS_2TX	Left Cheek	128	824.2	32.12	32.5	1.091	0.412	**0.450**
	GPRS_2TX	Left Tilted	128	824.2	32.12	32.5	1.091	0.402	0.439

GSM1900 – Head SAR Test(P2)									
Plot No.	Mode	Test Position	Frequency		Output Power (dBm)	Rated Limit (dBm)	Scaling Factor	SAR1g (W/kg)	Scaled SAR1g (W/kg)
			CH.	MHz					
3.	GSM	Right Cheek	810	1909.8	23.65	24.0	1.084	0.018	**0.020**
	GSM	Right Tilted	810	1909.8	23.65	24.0	1.084	0.016	0.017
	GSM	Left Cheek	810	1909.8	23.65	24.0	1.084	0.013	0.014
	GSM	Left Tilted	810	1909.8	23.65	24.0	1.084	0.012	0.013

GPRS1900 – Head SAR Test(P2)									
Plot No.	Mode	Test Position	Frequency		Output Power (dBm)	Rated Limit (dBm)	Scaling Factor	SAR1g (W/kg)	Scaled SAR1g (W/kg)
			CH.	MHz					
4.	GPRS_1TX	Right Cheek	810	1909.8	23.69	24.0	1.074	0.017	**0.018**
	GPRS_1TX	Right Tilted	810	1909.8	23.69	24.0	1.074	0.015	0.016
	GPRS_1TX	Left Cheek	810	1909.8	23.69	24.0	1.074	0.010	0.011
	GPRS_1TX	Left Tilted	810	1909.8	23.69	24.0	1.074	0.009	0.010

WCDMA Band 2 – Head SAR Test(P2)									
Plot No.	Mode	Test Position	Frequency		Output Power (dBm)	Rated Limit (dBm)	Scaling Factor	SAR1g (W/kg)	Scaled SAR1g (W/kg)
			CH.	MHz					
5.	RMC	Right Cheek	9262	1852.4	16.96	17.0	1.009	0.031	**0.031**
	RMC	Right Tilted	9262	1852.4	16.96	17.0	1.009	0.030	0.030
	RMC	Left Cheek	9262	1852.4	16.96	17.0	1.009	0.019	0.019
	RMC	Left Tilted	9262	1852.4	16.96	17.0	1.009	0.017	0.017

WCDMA Band 4 – Head SAR Test(P2)									
Plot No.	Mode	Test Position	Frequency		Output Power (dBm)	Rated Limit (dBm)	Scaling Factor	SAR1g (W/kg)	Scaled SAR1g (W/kg)
			CH.	MHz					
6.	RMC	Right Cheek	1513	1752.6	17.98	18.0	1.005	0.032	**0.032**
	RMC	Right Tilted	1513	1752.6	17.98	18.0	1.005	0.031	0.031
	RMC	Left Cheek	1513	1752.6	17.98	18.0	1.005	0.021	0.021
	RMC	Left Tilted	1513	1752.6	17.98	18.0	1.005	0.019	0.019

WCDMA Band 5 – Head SAR Test(P1)									
Plot No.	Mode	Test Position	Frequency		Output Power (dBm)	Rated Limit (dBm)	Scaling Factor	SAR1g (W/kg)	Scaled SAR1g (W/kg)
			CH.	MHz					
7.	RMC	Right Cheek	4233	846.6	23.42	23.5	1.019	0.213	**0.217**
	RMC	Right Tilted	4233	846.6	23.42	23.5	1.019	0.201	0.205
	RMC	Left Cheek	4233	846.6	23.42	23.5	1.019	0.189	0.193
	RMC	Left Tilted	4233	846.6	23.42	23.5	1.019	0.178	0.181

LTE Band 2– Head SAR Test(P2)								
Plot No.	Mode	Test Position	Frequency	Output Power (dBm)	Rated Limit (dBm)	Scaling Factor	SAR 1g (W/kg)	Scaled SAR1g (W/kg)
	Modulation, Bandwidth, RB		MHz					
8.	QPSK 20MHz 1RB	Right Cheek	1860	18.76	19.0	1.057	0.040	**0.042**
	QPSK 20MHz 1RB	Right Tilted	1860	18.76	19.0	1.057	0.035	0.037
	QPSK 20MHz 1RB	Left Cheek	1860	18.76	19.0	1.057	0.024	0.025
	QPSK 20MHz 1RB	Left Tilted	1860	18.76	19.0	1.057	0.021	0.022
	QPSK 20MHz 50%RB	Right Cheek	1860	18.76	19.0	1.057	0.037	0.039
	QPSK 20MHz 50%RB	Right Tilted	1860	18.76	19.0	1.057	0.032	0.034
	QPSK 20MHz 50%RB	Left Cheek	1860	18.76	19.0	1.057	0.022	0.023
	QPSK 20MHz 50%RB	Left Tilted	1860	18.76	19.0	1.057	0.019	0.020

LTE Band 4– Head SAR Test(P2)								
Plot No.	Mode	Test Position	Frequency	Output Power (dBm)	Rated Limit (dBm)	Scaling Factor	SAR 1g (W/kg)	Scaled SAR1g (W/kg)
	Modulation, Bandwidth, RB		MHz					
	QPSK 20MHz 1RB	Right Cheek	1745	20.79	21.0	1.050	0.078	0.082
	QPSK 20MHz 1RB	Right Tilted	1745	20.79	21.0	1.050	0.073	0.077
9.	QPSK 20MHz 1RB	Left Cheek	1745	20.79	21.0	1.050	0.108	**0.113**
	QPSK 20MHz 1RB	Left Tilted	1745	20.79	21.0	1.050	0.102	0.107
	QPSK 20MHz 50%RB	Right Cheek	1745	20.79	21.0	1.050	0.071	0.075
	QPSK 20MHz 50%RB	Right Tilted	1745	20.79	21.0	1.050	0.067	0.070
	QPSK 20MHz 50%RB	Left Cheek	1745	20.79	21.0	1.050	0.105	0.110
	QPSK 20MHz 50%RB	Left Tilted	1745	20.79	21.0	1.050	0.097	0.102

LTE Band 5– Head SAR Test(P1)								
Plot No.	Mode	Test Position	Frequency	Output Power (dBm)	Rated Limit (dBm)	Scaling Factor	SAR 1g (W/kg)	Scaled SAR1g (W/kg)
	Modulation, Bandwidth, RB		MHz					
10.	QPSK 10MHz 1RB	Right Cheek	844	24.65	25.0	1.084	0.381	**0.413**
	QPSK 10MHz 1RB	Right Tilted	844	24.65	25.0	1.084	0.371	0.402
	QPSK 10MHz 1RB	Left Cheek	844	24.65	25.0	1.084	0.368	0.399
	QPSK 10MHz 1RB	Left Tilted	844	24.65	25.0	1.084	0.352	0.382
	QPSK 10MHz 50%RB	Right Cheek	844	24.65	25.0	1.084	0.373	0.404
	QPSK 10MHz 50%RB	Right Tilted	844	24.65	25.0	1.084	0.362	0.392
	QPSK 10MHz 50%RB	Left Cheek	844	24.65	25.0	1.084	0.354	0.384
	QPSK 10MHz 50%RB	Left Tilted	844	24.65	25.0	1.084	0.342	0.371

LTE Band 12– Head SAR Test(P1)								
Plot No.	Mode	Test Position	Frequency	Output Power (dBm)	Rated Limit (dBm)	Scaling Factor	SAR 1g (W/kg)	Scaled SAR1g (W/kg)
	Modulation, Bandwidth, RB		MHz					
11.	QPSK 10MHz 1RB	Right Cheek	707.5	24.22	24.5	1.067	0.300	**0.320**
	QPSK 10MHz 1RB	Right Tilted	707.5	24.22	24.5	1.067	0.271	0.289
	QPSK 10MHz 1RB	Left Cheek	707.5	24.22	24.5	1.067	0.257	0.274
	QPSK 10MHz 1RB	Left Tilted	707.5	24.22	24.5	1.067	0.224	0.239
	QPSK 10MHz 50%RB	Right Cheek	707.5	24.22	24.5	1.067	0.286	0.305
	QPSK 10MHz 50%RB	Right Tilted	707.5	24.22	24.5	1.067	0.254	0.271
	QPSK 10MHz 50%RB	Left Cheek	707.5	24.22	24.5	1.067	0.243	0.259
	QPSK 10MHz 50%RB	Left Tilted	707.5	24.22	24.5	1.067	0.211	0.225

LTE Band 13– Head SAR Test(P1)								
Plot No.	Mode	Test Position	Frequency	Output Power (dBm)	Rated Limit (dBm)	Scaling Factor	SAR 1g (W/kg)	Scaled SAR1g (W/kg)
	Modulation, Bandwidth, RB		MHz					
12.	QPSK 10MHz 1RB	Right Cheek	782	24.06	24.5	1.107	0.301	**0.333**
	QPSK 10MHz 1RB	Right Tilted	782	24.06	24.5	1.107	0.273	0.302
	QPSK 10MHz 1RB	Left Cheek	782	24.06	24.5	1.107	0.241	0.267
	QPSK 10MHz 1RB	Left Tilted	782	24.06	24.5	1.107	0.219	0.242
	QPSK 10MHz 50%RB	Right Cheek	782	24.06	24.5	1.107	0.287	0.318
	QPSK 10MHz 50%RB	Right Tilted	782	24.06	24.5	1.107	0.261	0.289
	QPSK 10MHz 50%RB	Left Cheek	782	24.06	24.5	1.107	0.233	0.258
	QPSK 10MHz 50%RB	Left Tilted	782	24.06	24.5	1.107	0.205	0.227

LTE Band 17– Head SAR Test(P1)								
Plot No.	Mode	Test Position	Frequency	Output Power (dBm)	Rated Limit (dBm)	Scaling Factor	SAR 1g (W/kg)	Scaled SAR1g (W/kg)
	Modulation, Bandwidth, RB		MHz					
13.	QPSK 10MHz 1RB	Right Cheek	709	24.14	24.5	1.086	0.306	**0.332**
	QPSK 10MHz 1RB	Right Tilted	709	24.14	24.5	1.086	0.269	0.292
	QPSK 10MHz 1RB	Left Cheek	709	24.14	24.5	1.086	0.271	0.294
	QPSK 10MHz 1RB	Left Tilted	709	24.14	24.5	1.086	0.243	0.264
	QPSK 10MHz 50%RB	Right Cheek	709	24.14	24.5	1.086	0.294	0.319
	QPSK 10MHz 50%RB	Right Tilted	709	24.14	24.5	1.086	0.259	0.281
	QPSK 10MHz 50%RB	Left Cheek	709	24.14	24.5	1.086	0.263	0.286
	QPSK 10MHz 50%RB	Left Tilted	709	24.14	24.5	1.086	0.235	0.255

LTE Band 41– Head SAR Test(P1)								
Plot No.	Mode	Test Position	Frequency	Output Power (dBm)	Rated Limit (dBm)	Scaling Factor	SAR 1g (W/kg)	Scaled SAR1g (W/kg)
	Modulation, Bandwidth, RB		MHz					
	QPSK 20MHz 1RB	Right Cheek	2593	23.35	23.5	1.035	0.019	0.020
	QPSK 20MHz 1RB	Right Tilted	2593	23.35	23.5	1.035	0.017	0.018
14.	QPSK 20MHz 1RB	Left Cheek	2593	23.35	23.5	1.035	0.043	**0.045**
	QPSK 20MHz 1RB	Left Tilted	2593	23.35	23.5	1.035	0.040	0.041
	QPSK 20MHz 50%RB	Right Cheek	2593	23.35	23.5	1.035	0.017	0.018
	QPSK 20MHz 50%RB	Right Tilted	2593	23.35	23.5	1.035	0.016	0.017
	QPSK 20MHz 50%RB	Left Cheek	2593	23.35	23.5	1.035	0.041	0.042
	QPSK 20MHz 50%RB	Left Tilted	2593	23.35	23.5	1.035	0.037	0.038

LTE Band 66– Head SAR Test(P2)								
Plot No.	Mode	Test Position	Frequency	Output Power (dBm)	Rated Limit (dBm)	Scaling Factor	SAR 1g (W/kg)	Scaled SAR1g (W/kg)
	Modulation, Bandwidth, RB		MHz					
	QPSK 20MHz 1RB	Right Cheek	1745	18.82	19.0	1.042	0.093	0.097
	QPSK 20MHz 1RB	Right Tilted	1745	18.82	19.0	1.042	0.086	0.090
15.	QPSK 20MHz 1RB	Left Cheek	1745	18.82	19.0	1.042	0.163	**0.170**
	QPSK 20MHz 1RB	Left Tilted	1745	18.82	19.0	1.042	0.154	0.161
	QPSK 20MHz 50%RB	Right Cheek	1745	18.82	19.0	1.042	0.089	0.093
	QPSK 20MHz 50%RB	Right Tilted	1745	18.82	19.0	1.042	0.083	0.087
	QPSK 20MHz 50%RB	Left Cheek	1745	18.82	19.0	1.042	0.152	0.158
	QPSK 20MHz 50%RB	Left Tilted	1745	18.82	19.0	1.042	0.147	0.153

LTE Band 71– Head SAR Test(P1)								
Plot No.	Mode	Test Position	Frequency	Output Power (dBm)	Rated Limit (dBm)	Scaling Factor	SAR 1g (W/kg)	Scaled SAR1g (W/kg)
	Modulation, Bandwidth, RB		MHz					
16.	QPSK 20MHz 1RB	Right Cheek	673	23.96	24.0	1.009	0.312	**0.315**
	QPSK 20MHz 1RB	Right Tilted	673	23.96	24.0	1.009	0.272	0.275
	QPSK 20MHz 1RB	Left Cheek	673	23.96	24.0	1.009	0.280	0.283
	QPSK 20MHz 1RB	Left Tilted	673	23.96	24.0	1.009	0.243	0.245
	QPSK 20MHz 50%RB	Right Cheek	673	23.96	24.0	1.009	0.304	0.307
	QPSK 20MHz 50%RB	Right Tilted	673	23.96	24.0	1.009	0.261	0.263
	QPSK 20MHz 50%RB	Left Cheek	673	23.96	24.0	1.009	0.258	0.260
	QPSK 20MHz 50%RB	Left Tilted	673	23.96	24.0	1.009	0.229	0.231

WLAN 2.4GHz – Head SAR Test(P1)									
Plot No.	Mode	Test Position	Frequency		Output Power (dBm)	Rated Limit (dBm)	Scaling Factor	SAR1g (W/kg)	Scaled SAR1g (W/kg)
			CH.	MHz					
	802.11b	Right Cheek	01	2412	15.56	16.0	1.107	0.110	0.122
	802.11b	Right Tilted	01	2412	15.56	16.0	1.107	0.096	0.106
17.	802.11b	Left Cheek	01	2412	15.56	16.0	1.107	0.230	**0.255**
	802.11b	Left Tilted	01	2412	15.56	16.0	1.107	0.212	0.235

WLAN 5.2GHz – Head SAR Test(P1)									
Plot No.	Mode	Test Position	Frequency		Output Power (dBm)	Rated Limit (dBm)	Scaling Factor	SAR1g (W/kg)	Scaled SAR1g (W/kg)
			CH.	MHz					
	802.11a	Right Cheek	48	5240	15.65	16.0	1.084	0.310	0.336
	802.11a	Right Tilted	48	5240	15.65	16.0	1.084	0.298	0.323
18.	802.11a	Left Cheek	48	5240	15.65	16.0	1.084	0.427	**0.463**
	802.11a	Left Tilted	48	5240	15.65	16.0	1.084	0.393	0.426

WLAN 5.3GHz – Head SAR Test(P1)									
Plot No.	Mode	Test Position	Frequency		Output Power (dBm)	Rated Limit (dBm)	Scaling Factor	SAR1g (W/kg)	Scaled SAR1g (W/kg)
			CH.	MHz					
	802.11a	Right Cheek	52	5260	15.82	16.0	1.042	0.361	0.376
	802.11a	Right Tilted	52	5260	15.82	16.0	1.042	0.355	0.370
19.	802.11a	Left Cheek	52	5260	15.82	16.0	1.042	0.434	**0.452**
	802.11a	Left Tilted	52	5260	15.82	16.0	1.042	0.421	0.439

WLAN 5.6GHz– Head SAR Test(P1)									
Plot No.	Mode	Test Position	Frequency		Output Power (dBm)	Rated Limit (dBm)	Scaling Factor	SAR1g (W/kg)	Scaled SAR1g (W/kg)
			CH.	MHz					
	802.11a	Right Cheek	140	5700	13.23	13.5	1.064	0.302	0.321
	802.11a	Right Tilted	140	5700	13.23	13.5	1.064	0.298	0.317
20.	802.11a	Left Cheek	140	5700	13.23	13.5	1.064	0.332	**0.353**
	802.11a	Left Tilted	140	5700	13.23	13.5	1.064	0.322	0.343

WLAN 5.8GHz– Head SAR Test(P1)									
Plot No.	Mode	Test Position	Frequency		Output Power (dBm)	Rated Limit (dBm)	Scaling Factor	SAR1g (W/kg)	Scaled SAR1g (W/kg)
			CH.	MHz					
	802.11a	Right Cheek	157	5785	15.73	16.0	1.064	0.286	0.304
	802.11a	Right Tilted	157	5785	15.73	16.0	1.064	0.275	0.293
21.	802.11a	Left Cheek	157	5785	15.73	16.0	1.064	0.354	**0.377**
	802.11a	Left Tilted	157	5785	15.73	16.0	1.064	0.334	0.355

Remark: Per KDB 447498 D01 v06, if the highest output channel SAR for each exposure position ≤ 0.8 W/kg other channels SAR tests are not necessary.

Body-worn SAR

GSM850 – Body SAR Test (Gap: 10mm) (P1)									
Plot No.	Mode	Test Position	Frequency		Output Power (dBm)	Rated Limit (dBm)	Scaling Factor	SAR1g (W/kg)	Scaled SAR1g (W/kg)
			CH.	MHz					
22.	GSM	Back	128	824.2	33.04	33.5	1.112	0.309	**0.344**
	GSM	Front	128	824.2	33.04	33.5	1.112	0.202	0.225

GSM1900 – Body SAR Test (Gap: 10mm) (P1)									
Plot No.	Mode	Test Position	Frequency		Output Power (dBm)	Rated Limit (dBm)	Scaling Factor	SAR1g (W/kg)	Scaled SAR1g (W/kg)
			CH.	MHz					
23.	GSM	Back	810	1909.8	29.54	30.0	1.112	0.049	**0.054**
	GSM	Front	810	1909.8	29.54	30.0	1.112	0.011	0.012

WCDMA Band 2 – Body SAR Test (Gap: 10mm) (P1)									
Plot No.	Mode	Test Position	Frequency		Output Power (dBm)	Rated Limit (dBm)	Scaling Factor	SAR1g (W/kg)	Scaled SAR1g (W/kg)
			CH.	MHz					
24.	RMC 12.2k	Back Side	9262	1852.4	22.12	22.5	1.091	0.289	**0.315**
	RMC 12.2k	Front Face	9262	1852.4	22.12	22.5	1.091	0.013	0.014

WCDMA Band 4– Body SAR Test (Gap: 10mm) (P1)									
Plot No.	Mode	Test Position	Frequency		Output Power (dBm)	Rated Limit (dBm)	Scaling Factor	SAR1g (W/kg)	Scaled SAR1g (W/kg)
			CH.	MHz					
25.	RMC 12.2k	Back Side	1513	1752.6	23.24	23.5	1.062	0.669	**0.710**
	RMC 12.2k	Front Face	1513	1752.6	23.24	23.5	1.062	0.018	0.019

WCDMA Band 5 – Body SAR Test (Gap: 10mm) (P1)									
Plot No.	Mode	Test Position	Frequency		Output Power (dBm)	Rated Limit (dBm)	Scaling Factor	SAR1g (W/kg)	Scaled SAR1g (W/kg)
			CH.	MHz					
26.	RMC 12.2k	Back Side	4233	846.6	23.42	23.5	1.019	0.445	**0.453**
	RMC 12.2k	Front Side	4233	846.6	23.42	23.5	1.019	0.172	0.175

LTE Band 2–Body SAR Test (Gap: 10mm) (P1)								
Plot No.	Mode	Test Position	Frequency	Output Power (dBm)	Rated Limit (dBm)	Scaling Factor	SAR 1g (W/kg)	Scaled SAR1g (W/kg)
	Modulation, Bandwidth, RB		MHz					
27.	QPSK 20MHz 1RB	Back Side	1860	23.90	24.0	1.023	0.592	**0.606**
	QPSK 20MHz 1RB	Front Side	1860	23.90	24.0	1.023	0.021	0.021
	QPSK 20MHz 50%RB	Back Side	1860	23.90	24.0	1.023	0.573	0.586
	QPSK 20MHz 50%RB	Front Side	1860	23.90	24.0	1.023	0.018	0.018

LTE Band 4–Body SAR Test (Gap: 10mm) (P1)								
Plot No.	Mode	Test Position	Frequency	Output Power (dBm)	Rated Limit (dBm)	Scaling Factor	SAR 1g (W/kg)	Scaled SAR1g (W/kg)
	Modulation, Bandwidth, RB		MHz					
	QPSK 20MHz 1RB	Back Side	1745	24.87	25.0	1.030	0.873	0.900
	QPSK 20MHz 1RB	Front Side	1745	24.87	25.0	1.030	0.051	0.053
	QPSK 20MHz 1RB	Back Side	1720	24.44	25.0	1.138	0.882	1.003
28.	QPSK 20MHz 1RB	Back Side	1732.5	24.10	25.0	1.230	0.843	**1.037**
	QPSK 20MHz 50%RB	Back Side	1745	24.87	25.0	1.030	0.858	0.884
	QPSK 20MHz 50%RB	Front Side	1745	24.87	25.0	1.030	0.049	0.050
	QPSK 20MHz 50%RB	Back Side	1720	24.44	25.0	1.138	0.865	0.984
	QPSK 20MHz 50%RB	Back Side	1732.5	24.10	25.0	1.230	0.823	1.013

LTE Band 5–Body SAR Test (Gap: 10mm) (P1)								
Plot No.	Mode	Test Position	Frequency	Output Power (dBm)	Rated Limit (dBm)	Scaling Factor	SAR 1g (W/kg)	Scaled SAR1g (W/kg)
	Modulation, Bandwidth, RB		MHz					
29.	QPSK 10MHz 1RB	Back Side	844	24.65	25.0	1.084	0.424	**0.460**
	QPSK 10MHz 1RB	Front Side	844	24.65	25.0	1.084	0.272	0.295
	QPSK 10MHz 50%RB	Back Side	844	24.65	25.0	1.084	0.406	0.440
	QPSK 10MHz 50%RB	Front Side	844	24.65	25.0	1.084	0.248	0.269

LTE Band 12–Body SAR Test (Gap: 10mm) (P1)								
Plot No.	Mode	Test Position	Frequency	Output Power (dBm)	Rated Limit (dBm)	Scaling Factor	SAR 1g (W/kg)	Scaled SAR1g (W/kg)
	Modulation, Bandwidth, RB		MHz					
30.	QPSK 10MHz 1RB	Back Side	707.5	24.22	24.5	1.067	0.433	**0.462**
	QPSK 10MHz 1RB	Front Side	707.5	24.22	24.5	1.067	0.331	0.353
	QPSK 10MHz 50%RB	Back Side	707.5	24.22	24.5	1.067	0.418	0.446
	QPSK 10MHz 50%RB	Front Side	707.5	24.22	24.5	1.067	0.312	0.333

LTE Band 13–Body SAR Test (Gap: 10mm) (P1)								
Plot No.	Mode	Test Position	Frequency	Output Power (dBm)	Rated Limit (dBm)	Scaling Factor	SAR 1g (W/kg)	Scaled SAR1g (W/kg)
	Modulation, Bandwidth, RB		MHz					
31.	QPSK 10MHz 1RB	Back Side	782	24.06	24.5	1.107	0.321	**0.355**
	QPSK 10MHz 1RB	Front Side	782	24.06	24.5	1.107	0.247	0.273
	QPSK 10MHz 50%RB	Back Side	782	24.06	24.5	1.107	0.305	0.338
	QPSK 10MHz 50%RB	Front Side	782	24.06	24.5	1.107	0.228	0.252

LTE Band 17–Body SAR Test (Gap: 10mm) (P1)								
Plot No.	Mode	Test Position	Frequency	Output Power (dBm)	Rated Limit (dBm)	Scaling Factor	SAR 1g (W/kg)	Scaled SAR1g (W/kg)
	Modulation, Bandwidth, RB		MHz					
32.	QPSK 10MHz 1RB	Back Side	709	24.14	24.5	1.086	0.431	**0.468**
	QPSK 10MHz 1RB	Front Side	709	24.14	24.5	1.086	0.343	0.373
	QPSK 10MHz 50%RB	Back Side	709	24.14	24.5	1.086	0.412	0.448
	QPSK 10MHz 50%RB	Front Side	709	24.14	24.5	1.086	0.317	0.344

LTE Band 41–Body SAR Test (Gap: 10mm) (P1)								
Plot No.	Mode	Test Position	Frequency	Output Power (dBm)	Rated Limit (dBm)	Scaling Factor	SAR 1g (W/kg)	Scaled SAR1g (W/kg)
	Modulation, Bandwidth, RB		MHz					
33.	QPSK 20MHz 1RB	Back Side	2593	23.35	23.5	1.035	0.377	**0.390**
	QPSK 20MHz 1RB	Front Side	2593	23.35	23.5	1.035	0.019	0.020
	QPSK 20MHz 50%RB	Back Side	2593	23.35	23.5	1.035	0.354	0.366
	QPSK 20MHz 50%RB	Front Side	2593	23.35	23.5	1.035	0.016	0.017

LTE Band 66–Body SAR Test (Gap: 10mm) (P1)								
Plot No.	Mode	Test Position	Frequency	Output Power (dBm)	Rated Limit (dBm)	Scaling Factor	SAR 1g (W/kg)	Scaled SAR1g (W/kg)
	Modulation, Bandwidth, RB		MHz					
	QPSK 20MHz 1RB	Back Side	1770	24.77	25.0	1.054	0.898	0.947
	QPSK 20MHz 1RB	Front Side	1770	24.77	25.0	1.054	0.062	0.065
	QPSK 20MHz 1RB	Back Side	1720	24.23	25.0	1.194	0.860	1.027
34.	QPSK 20MHz 1RB	Back Side	1745	24.02	25.0	1.253	0.828	**1.038**
	QPSK 20MHz 50%RB	Back Side	1770	24.77	25.0	1.054	0.875	0.923
	QPSK 20MHz 50%RB	Front Side	1770	24.77	25.0	1.054	0.058	0.061
	QPSK 20MHz 50%RB	Back Side	1720	24.23	25.0	1.194	0.847	1.011
	QPSK 20MHz 50%RB	Back Side	1745	24.02	25.0	1.253	0.813	1.019

LTE Band 71–Body SAR Test (Gap: 10mm) (P1)								
Plot No.	Mode	Test Position	Frequency	Output Power (dBm)	Rated Limit (dBm)	Scaling Factor	SAR 1g (W/kg)	Scaled SAR1g (W/kg)
	Modulation, Bandwidth, RB		MHz					
35.	QPSK 20MHz 1RB	Back Side	673	23.96	24.0	1.009	0.459	**0.463**
	QPSK 20MHz 1RB	Front Side	673	23.96	24.0	1.009	0.365	0.368
	QPSK 20MHz 50%RB	Back Side	673	23.96	24.0	1.009	0.431	0.435
	QPSK 20MHz 50%RB	Front Side	673	23.96	24.0	1.009	0.337	0.340

WLAN 2.4GHz –Body SAR Test (Gap: 10mm) (P1)									
Plot No.	Mode	Test Position	Frequency		Output Power (dBm)	Rated Limit (dBm)	Scaling Factor	SAR1g (W/kg)	Scaled SAR1g (W/kg)
			CH.	MHz					
36.	802.11b	Back Side	01	2412	15.56	16.0	1.107	0.104	**0.115**
	802.11b	Front Side	01	2412	15.56	16.0	1.107	0.051	0.056

WLAN 5.2GHz –Body SAR Test(Gap: 10mm) (P1)									
Plot No.	Mode	Test Position	Frequency		Output Power (dBm)	Rated Limit (dBm)	Scaling Factor	SAR1g (W/kg)	Scaled SAR1g (W/kg)
			CH.	MHz					
37.	802.11a	Back Face	48	5240	15.65	16.0	1.084	0.222	**0.241**
	802.11a	Front Face	48	5240	15.65	16.0	1.084	0.098	0.106

WLAN 5.3GHz –Body SAR Test(Gap: 10mm) (P1)									
Plot No.	Mode	Test Position	Frequency		Output Power (dBm)	Rated Limit (dBm)	Scaling Factor	SAR1g (W/kg)	Scaled SAR1g (W/kg)
			CH.	MHz					
38.	802.11a	Back Face	52	5260	15.82	16.0	1.042	0.204	**0.213**
	802.11a	Front Face	52	5260	15.82	16.0	1.042	0.058	0.060

WLAN 5.6GHz–Body SAR Test(Gap: 10mm) (P1)									
Plot No.	Mode	Test Position	Frequency		Output Power (dBm)	Rated Limit (dBm)	Scaling Factor	SAR1g (W/kg)	Scaled SAR1g (W/kg)
			CH.	MHz					
39.	802.11a	Back Face	140	5700	13.23	13.5	1.064	0.115	**0.122**
	802.11a	Front Face	140	5700	13.23	13.5	1.064	0.047	0.050

WLAN 5.8GHz –Body SAR Test(Gap: 10mm) (P1)									
Plot No.	Mode	Test Position	Frequency		Output Power (dBm)	Rated Limit (dBm)	Scaling Factor	SAR1g (W/kg)	Scaled SAR1g (W/kg)
			CH.	MHz					
40.	802.11a	Back Face	157	5785	15.73	16.0	1.064	0.128	**0.136**
	802.11a	Front Face	157	5785	15.73	16.0	1.064	0.089	0.095

Hotspot SAR

GSM850 – Body SAR Test (Gap: 10mm) (P1)									
Plot No.	Mode	Test Position	Frequency		Output Power (dBm)	Rated Limit (dBm)	Scaling Factor	SAR1g (W/kg)	Scaled SAR1g (W/kg)
			CH.	MHz					
41.	GPRS_2TX	Back Face	128	824.2	32.12	32.5	1.091	0.474	**0.517**
	GPRS_2TX	Front Face	128	824.2	32.12	32.5	1.091	0.263	0.287
	GPRS_2TX	Right Side	128	824.2	32.12	32.5	1.091	0.175	0.191
	GPRS_2TX	Left Side	128	824.2	32.12	32.5	1.091	0.060	0.065
	GPRS_2TX	Bottom Side	128	824.2	32.12	32.5	1.091	0.211	0.230

GSM1900 – Body SAR Test (Gap: 10mm) (P1)									
Plot No.	Mode	Test Position	Frequency		Output Power (dBm)	Rated Limit (dBm)	Scaling Factor	SAR1g (W/kg)	Scaled SAR1g (W/kg)
			CH.	MHz					
42.	GPRS_2TX	Back Side	810	1909.8	28.58	29.0	1.102	0.065	**0.072**
	GPRS_2TX	Front Side	810	1909.8	28.58	29.0	1.102	0.013	0.014
	GPRS_2TX	Left side	810	1909.8	28.58	29.0	1.102	0.012	0.013
	GPRS_2TX	Top side	810	1909.8	28.58	29.0	1.102	0.031	0.034

WCDMA Band 2 – Body SAR Test (Gap: 10mm) (P1)									
Plot No.	Mode	Test Position	Frequency		Output Power (dBm)	Rated Limit (dBm)	Scaling Factor	SAR1g (W/kg)	Scaled SAR1g (W/kg)
			CH.	MHz					
43.	RMC 12.2k	Back Side	9262	1852.4	22.12	22.5	1.091	0.289	**0.315**
	RMC 12.2k	Front Side	9262	1852.4	22.12	22.5	1.091	0.013	0.014
	RMC 12.2k	Left side	9262	1852.4	22.12	22.5	1.091	0.017	0.019
	RMC 12.2k	Top side	9262	1852.4	22.12	22.5	1.091	0.056	0.061

WCDMA Band 4 – Body SAR Test (Gap: 10mm) (P1)									
Plot No.	Mode	Test Position	Frequency		Output Power (dBm)	Rated Limit (dBm)	Scaling Factor	SAR1g (W/kg)	Scaled SAR1g (W/kg)
			CH.	MHz					
44.	RMC 12.2k	Back Side	1513	1752.6	23.24	23.5	1.062	0.669	**0.710**
	RMC 12.2k	Front Side	1513	1752.6	23.24	23.5	1.062	0.018	0.019
	RMC 12.2k	Left side	1513	1752.6	23.24	23.5	1.062	0.031	0.033
	RMC 12.2k	Bottom side	1513	1752.6	23.24	23.5	1.062	0.106	0.113

WCDMA Band 5 – Body SAR Test (Gap: 10mm) (P1)									
Plot No.	Mode	Test Position	Frequency		Output Power (dBm)	Rated Limit (dBm)	Scaling Factor	SAR1g (W/kg)	Scaled SAR1g (W/kg)
			CH.	MHz					
45.	RMC 12.2k	Back Face	4233	846.6	23.42	23.5	1.019	0.445	**0.453**
	RMC 12.2k	Front Face	4233	846.6	23.42	23.5	1.019	0.172	0.175
	RMC 12.2k	Right Side	4233	846.6	23.42	23.5	1.019	0.145	0.148
	RMC 12.2k	Left Side	4233	846.6	23.42	23.5	1.019	0.035	0.036
	RMC 12.2k	Bottom Side	4233	846.6	23.42	23.5	1.019	0.200	0.204

LTE Band 2–Body SAR Test (Gap: 10mm) (P1)								
Plot No.	Mode	Test Position	Frequency	Output Power (dBm)	Rated Limit (dBm)	Scaling Factor	SAR 1g (W/kg)	Scaled SAR1g (W/kg)
	Modulation, Bandwidth, RB		MHz					
46.	QPSK 20MHz 1RB	Back Side	1860	23.90	24.0	1.023	0.592	**0.606**
	QPSK 20MHz 1RB	Front Side	1860	23.90	24.0	1.023	0.021	0.021
	QPSK 20MHz 1RB	Left side	1860	23.90	24.0	1.023	0.030	0.031
	QPSK 20MHz 1RB	Top side	1860	23.90	24.0	1.023	0.117	0.120
	QPSK 20MHz 50%RB	Back Side	1860	23.90	24.0	1.023	0.573	0.586
	QPSK 20MHz 50%RB	Front Side	1860	23.90	24.0	1.023	0.018	0.018
	QPSK 20MHz 50%RB	Left side	1860	23.90	24.0	1.023	0.020	0.020
	QPSK 20MHz 50%RB	Top side	1860	23.90	24.0	1.023	0.109	0.112

LTE Band 4–Body SAR Test (Gap: 10mm) (P1)								
Plot No.	Mode	Test Position	Frequency	Output Power (dBm)	Rated Limit (dBm)	Scaling Factor	SAR 1g (W/kg)	Scaled SAR1g (W/kg)
	Modulation, Bandwidth, RB		MHz					
	QPSK 20MHz 1RB	Back Side	1745	24.87	25.0	1.030	0.873	0.900
	QPSK 20MHz 1RB	Front Side	1745	24.87	25.0	1.030	0.051	0.053
	QPSK 20MHz 1RB	Left side	1745	24.87	25.0	1.030	0.071	0.073
	QPSK 20MHz 1RB	Top side	1745	24.87	25.0	1.030	0.265	0.273
	QPSK 20MHz 1RB	Back Side	1720	24.44	25.0	1.138	0.882	1.003
47.	QPSK 20MHz 1RB	Back Side	1732.5	24.10	25.0	1.230	0.843	**1.037**
	QPSK 20MHz 50%RB	Back Side	1745	24.87	25.0	1.030	0.858	0.884
	QPSK 20MHz 50%RB	Front Side	1745	24.87	25.0	1.030	0.049	0.050
	QPSK 20MHz 50%RB	Left side	1745	24.87	25.0	1.030	0.068	0.070
	QPSK 20MHz 50%RB	Top side	1745	24.87	25.0	1.030	0.248	0.256
	QPSK 20MHz 50%RB	Back Side	1720	24.44	25.0	1.138	0.865	0.984
	QPSK 20MHz 50%RB	Back Side	1732.5	24.10	25.0	1.230	0.823	1.013

LTE Band 5–Body SAR Test (Gap: 10mm) (P1)								
Plot No.	**Mode**	**Test Position**	**Frequency**	**Output Power (dBm)**	**Rated Limit (dBm)**	**Scaling Factor**	**SAR 1g (W/kg)**	**Scaled SAR1g (W/kg)**
	Modulation, Bandwidth, RB		**MHz**					
48.	QPSK 10MHz 1RB	Back Face	844	24.65	25.0	1.084	0.424	**0.460**
	QPSK 10MHz 1RB	Front Face	844	24.65	25.0	1.084	0.272	0.295
	QPSK 10MHz 1RB	Right Side	844	24.65	25.0	1.084	0.208	0.225
	QPSK 10MHz 1RB	Left Side	844	24.65	25.0	1.084	0.068	0.074
	QPSK 10MHz 1RB	Bottom Side	844	24.65	25.0	1.084	0.269	0.292
	QPSK 10MHz 50%RB	Back Face	844	24.65	25.0	1.084	0.406	0.440
	QPSK 10MHz 50%RB	Front Face	844	24.65	25.0	1.084	0.248	0.269
	QPSK 10MHz 50%RB	Right Side	844	24.65	25.0	1.084	0.198	0.215
	QPSK 10MHz 50%RB	Left Side	844	24.65	25.0	1.084	0.056	0.061
	QPSK 10MHz 50%RB	Bottom Side	844	24.65	25.0	1.084	0.236	0.256

LTE Band 12–Body SAR Test (Gap: 10mm) (P1)								
Plot No.	**Mode**	**Test Position**	**Frequency**	**Output Power (dBm)**	**Rated Limit (dBm)**	**Scaling Factor**	**SAR 1g (W/kg)**	**Scaled SAR1g (W/kg)**
	Modulation, Bandwidth, RB		**MHz**					
49.	QPSK 10MHz 1RB	Back Face	707.5	24.22	24.5	1.067	0.433	**0.462**
	QPSK 10MHz 1RB	Front Face	707.5	24.22	24.5	1.067	0.331	0.353
	QPSK 10MHz 1RB	Right Side	707.5	24.22	24.5	1.067	0.107	0.114
	QPSK 10MHz 1RB	Left Side	707.5	24.22	24.5	1.067	0.034	0.036
	QPSK 10MHz 1RB	Bottom Side	707.5	24.22	24.5	1.067	0.107	0.114
	QPSK 10MHz 50%RB	Back Face	707.5	24.22	24.5	1.067	0.418	0.446
	QPSK 10MHz 50%RB	Front Face	707.5	24.22	24.5	1.067	0.312	0.333
	QPSK 10MHz 50%RB	Right Side	707.5	24.22	24.5	1.067	0.099	0.106
	QPSK 10MHz 50%RB	Left Side	707.5	24.22	24.5	1.067	0.023	0.025
	QPSK 10MHz 50%RB	Bottom Side	707.5	24.22	24.5	1.067	0.097	0.103

LTE Band 13–Body SAR Test (Gap: 10mm) (P1)								
Plot No.	**Mode**	**Test Position**	**Frequency**	**Output Power (dBm)**	**Rated Limit (dBm)**	**Scaling Factor**	**SAR 1g (W/kg)**	**Scaled SAR1g (W/kg)**
	Modulation, Bandwidth, RB		**MHz**					
50.	QPSK 10MHz 1RB	Back Face	782	24.06	24.5	1.107	0.321	**0.355**
	QPSK 10MHz 1RB	Front Face	782	24.06	24.5	1.107	0.247	0.273
	QPSK 10MHz 1RB	Right Side	782	24.06	24.5	1.107	0.141	0.156
	QPSK 10MHz 1RB	Left Side	782	24.06	24.5	1.107	0.039	0.043
	QPSK 10MHz 1RB	Bottom Side	782	24.06	24.5	1.107	0.147	0.163
	QPSK 10MHz 50%RB	Back Face	782	24.06	24.5	1.107	0.305	0.338
	QPSK 10MHz 50%RB	Front Face	782	24.06	24.5	1.107	0.228	0.252
	QPSK 10MHz 50%RB	Right Side	782	24.06	24.5	1.107	0.131	0.145
	QPSK 10MHz 50%RB	Left Side	782	24.06	24.5	1.107	0.036	0.040
	QPSK 10MHz 50%RB	Bottom Side	782	24.06	24.5	1.107	0.129	0.143

LTE Band 17–Body SAR Test (Gap: 10mm) (P1)								
Plot No.	**Mode**	**Test Position**	**Frequency**	**Output Power (dBm)**	**Rated Limit (dBm)**	**Scaling Factor**	**SAR 1g (W/kg)**	**Scaled SAR1g (W/kg)**
	Modulation, Bandwidth, RB		**MHz**					
51.	QPSK 10MHz 1RB	Back Face	709	24.14	24.5	1.086	0.431	**0.468**
	QPSK 10MHz 1RB	Front Face	709	24.14	24.5	1.086	0.343	0.373
	QPSK 10MHz 1RB	Right Side	709	24.14	24.5	1.086	0.120	0.130
	QPSK 10MHz 1RB	Left Side	709	24.14	24.5	1.086	0.035	0.038
	QPSK 10MHz 1RB	Bottom Side	709	24.14	24.5	1.086	0.107	0.116
	QPSK 10MHz 50%RB	Back Face	709	24.14	24.5	1.086	0.412	0.448
	QPSK 10MHz 50%RB	Front Face	709	24.14	24.5	1.086	0.317	0.344
	QPSK 10MHz 50%RB	Right Side	709	24.14	24.5	1.086	0.112	0.122
	QPSK 10MHz 50%RB	Left Side	709	24.14	24.5	1.086	0.025	0.027
	QPSK 10MHz 50%RB	Bottom Side	709	24.14	24.5	1.086	0.098	0.106

LTE Band 41–Body SAR Test (Gap: 10mm) (P1)								
Plot No.	Mode	Test Position	Frequency	Output Power (dBm)	Rated Limit (dBm)	Scaling Factor	SAR 1g (W/kg)	Scaled SAR1g (W/kg)
	Modulation, Bandwidth, RB		MHz					
52.	QPSK 20MHz 1RB	Back Side	2593	23.35	23.5	1.035	0.377	**0.390**
	QPSK 20MHz 1RB	Front Side	2593	23.35	23.5	1.035	0.019	0.020
	QPSK 20MHz 1RB	Left side	2593	23.35	23.5	1.035	0.022	0.023
	QPSK 20MHz 1RB	Top side	2593	23.35	23.5	1.035	0.038	0.039
	QPSK 20MHz 50%RB	Back Side	2593	23.35	23.5	1.035	0.354	0.366
	QPSK 20MHz 50%RB	Front Side	2593	23.35	23.5	1.035	0.016	0.017
	QPSK 20MHz 50%RB	Left side	2593	23.35	23.5	1.035	0.020	0.021
	QPSK 20MHz 50%RB	Top side	2593	23.35	23.5	1.035	0.036	0.037

LTE Band 66–Body SAR Test (Gap: 10mm) (P1)								
Plot No.	Mode	Test Position	Frequency	Output Power (dBm)	Rated Limit (dBm)	Scaling Factor	SAR 1g (W/kg)	Scaled SAR1g (W/kg)
	Modulation, Bandwidth, RB		MHz					
	QPSK 20MHz 1RB	Back Side	1770	24.77	25.0	1.054	0.898	0.947
	QPSK 20MHz 1RB	Front Side	1770	24.77	25.0	1.054	0.062	0.065
	QPSK 20MHz 1RB	Left side	1770	24.77	25.0	1.054	0.097	0.102
	QPSK 20MHz 1RB	Top side	1770	24.77	25.0	1.054	0.270	0.285
	QPSK 20MHz 1RB	Back Side	1720	24.23	25.0	1.194	0.860	1.027
53.	QPSK 20MHz 1RB	Back Side	1745	24.02	25.0	1.253	0.828	**1.038**
	QPSK 20MHz 50%RB	Back Side	1770	24.77	25.0	1.054	0.875	0.923
	QPSK 20MHz 50%RB	Front Side	1770	24.77	25.0	1.054	0.058	0.061
	QPSK 20MHz 50%RB	Left side	1770	24.77	25.0	1.054	0.086	0.091
	QPSK 20MHz 50%RB	Top side	1770	24.77	25.0	1.054	0.248	0.261
	QPSK 20MHz 50%RB	Back Side	1720	24.23	25.0	1.194	0.847	1.011
	QPSK 20MHz 50%RB	Back Side	1745	24.02	25.0	1.253	0.813	1.019

LTE Band 71–Body SAR Test (Gap: 10mm) (P1)								
Plot No.	Mode	Test Position	Frequency	Output Power (dBm)	Rated Limit (dBm)	Scaling Factor	SAR 1g (W/kg)	Scaled SAR1g (W/kg)
	Modulation, Bandwidth, RB		MHz					
54.	QPSK 20MHz 1RB	Back Face	673	23.96	24.0	1.009	0.459	**0.463**
	QPSK 20MHz 1RB	Front Face	673	23.96	24.0	1.009	0.365	0.368
	QPSK 20MHz 1RB	Right Side	673	23.96	24.0	1.009	0.106	0.107
	QPSK 20MHz 1RB	Left Side	673	23.96	24.0	1.009	0.039	0.039
	QPSK 20MHz 1RB	Bottom Side	673	23.96	24.0	1.009	0.114	0.115
	QPSK 20MHz 50%RB	Back Face	673	23.96	24.0	1.009	0.431	0.435
	QPSK 20MHz 50%RB	Front Face	673	23.96	24.0	1.009	0.337	0.340
	QPSK 20MHz 50%RB	Right Side	673	23.96	24.0	1.009	0.099	0.100
	QPSK 20MHz 50%RB	Left Side	673	23.96	24.0	1.009	0.033	0.033
	QPSK 20MHz 50%RB	Bottom Side	673	23.96	24.0	1.009	0.104	0.105

WLAN 2.4GHz –Body SAR Test (Gap: 10mm) (P1)									
Plot No.	Mode	Test Position	Frequency		Output Power (dBm)	Rated Limit (dBm)	Scaling Factor	SAR1g (W/kg)	Scaled SAR1g (W/kg)
			CH.	MHz					
	802.11b	Back Face	01	2412	15.56	16.0	1.107	0.104	0.115
	802.11b	Front Face	01	2412	15.56	16.0	1.107	0.051	0.056
	802.11b	Right Side	01	2412	15.56	16.0	1.107	0.051	0.056
55.	802.11b	Top Side	01	2412	15.56	16.0	1.107	0.182	**0.201**

WLAN 5.2GHz –Body SAR Test(Gap: 10mm) (P1)									
Plot No.	Mode	Test Position	Frequency		Output Power (dBm)	Rated Limit (dBm)	Scaling Factor	SAR1g (W/kg)	Scaled SAR1g (W/kg)
			CH.	MHz					
	802.11a	Back Face	48	5240	15.65	16.0	1.084	0.222	0.241
	802.11a	Front Face	48	5240	15.65	16.0	1.084	0.089	0.096
	802.11a	Right Side	48	5240	15.65	16.0	1.084	0.085	0.092
56.	802.11a	Top Side	48	5240	15.65	16.0	1.084	0.325	**0.352**

WLAN 5.8GHz –Body SAR Test(Gap: 10mm) (P1)									
Plot No.	**Mode**	**Test Position**	**Frequency**		**Output Power (dBm)**	**Rated Limit (dBm)**	**Scaling Factor**	**SAR1g (W/kg)**	**Scaled SAR1g (W/kg)**
			CH.	**MHz**					
	802.11a	Back Face	157	5785	15.73	16.0	1.064	0.128	0.136
	802.11a	Front Face	157	5785	15.73	16.0	1.064	0.089	0.095
	802.11a	Right Side	157	5785	15.73	16.0	1.064	0.103	0.110
57.	802.11a	Top Side	157	5785	15.73	16.0	1.064	0.290	**0.309**

Remark: Per KDB 447498 D01 v06, if the highest output channel SAR for each exposure position ≤ 0.8 W/kg other channels SAR tests are not necessary.

Repeated SAR

Body-worn SAR & Hotspot SAR

LTE Band 4–Body SAR Test (Gap: 10mm) (P1)							
Mode	Test Position Body	Frequency MHz	SAR1g (W/kg)	Repeated SAR 1	Repeated SAR 2	Ratio 1	Ratio 2
QPSK 20MHz 1RB	Back Side	1745	0.873	0.854	/	1.022	/
QPSK 20MHz 1RB	Back Side	1720	0.882	0.863	/	1.022	/
QPSK 20MHz 1RB	Back Side	1732.5	0.843	0.837	/	1.007	/
QPSK 20MHz 50%RB	Back Side	1745	0.858	0.826	/	1.039	/
QPSK 20MHz 50%RB	Back Side	1720	0.865	0.832	/	1.040	/
QPSK 20MHz 50%RB	Back Side	1732.5	0.823	0.805	/	1.022	/

LTE Band 66–Body SAR Test (Gap: 0mm)							
Mode	Test Position Body	Frequency MHz	SAR1g (W/kg)	Repeated SAR 1	Repeated SAR 2	Ratio 1	Ratio 2
QPSK 20MHz 1RB	Back Side	1770	0.898	0.871	/	1.031	/
QPSK 20MHz 1RB	Back Side	1720	0.860	0.842	/	1.021	/
QPSK 20MHz 1RB	Back Side	1745	0.828	0.813	/	1.018	/
QPSK 20MHz 50%RB	Back Side	1770	0.875	0.862	/	1.015	/
QPSK 20MHz 50%RB	Back Side	1720	0.847	0.827	/	1.024	/
QPSK 20MHz 50%RB	Back Side	1745	0.813	0.802	/	1.014	/

Remark:

1) Per KDB 447498 D01 v06, if the highest output channel SAR for each exposure position ≤ 0.8 W/kg other channels SAR tests are not necessary.

2) Repeated measurement is not required when the original highest measured SAR is < 0.80 W/kg; steps 2) through 4) do not apply.

3) When the original highest measured SAR is ≥ 0.80 W/kg, repeat that measurement once.

4) Perform a second repeated measurement only if the ratio of largest to smallest SAR for the original and first repeated measurements is > 1.20 or when the original or repeated measurement is ≥ 1.45 W/kg (~ 10% from the 1-g SAR limit).

5) Perform a third repeated measurement only if the original, first or second repeated measurement is ≥ 1.5 W/kg and the ratio of largest to smallest SAR for the original, first and second repeated measurements is > 1.20.

9.3 Simultaneous Multi-band Transmission SAR Analysis

List of Mode for Simultaneous Multi-band Transmission

No.	Configurations	Head SAR	Body SAR
1	GSM(Voice/Data) + WLAN(2.4GHz)(Data)	Yes	Yes
2	WCDMA (Voice/Data)+ WLAN(2.4GHz)(Data)	Yes	Yes
3	LTE(Data) + WLAN(2.4GHz)(Data)	Yes	Yes
4	GSM(Voice/Data) + WLAN(5GHz)(Data)	Yes	Yes
5	WCDMA (Voice/Data)+ WLAN(5GHz)(Data)	Yes	Yes
6	LTE(Data) + WLAN(5GHz)(Data)	Yes	Yes
7	GSM(Voice/Data) + Bluetooth(Data)	Yes	Yes
8	WCDMA (Voice/Data) + Bluetooth(Data)	Yes	Yes
9	LTE(Data) + Bluetooth(Data)	Yes	Yes

Remark:

1. GSM, WCDMA and LTE share the same antenna, and cannot transmit simultaneously.
2. WLAN and Bluetooth share the same antenna, and cannot transmit simultaneously.
3. According to the KDB 447498 D01 v06, when standalone SAR test exclusion applies to an antenna that transmits simultaneously with other antennas, the standalone SAR must be estimated according to following to determine simultaneous transmission SAR test exclusion:

(max. power of channel, including tune-up tolerance, mW)/(min. test separation distance, mm)]·[√f(GHz)/x] W/kg for test separation distances ≤ 50 mm;

where x = 7.5 for 1-g SAR, and x = 18.75 for 10-g SAR.

For simultaneous transmission analysis, Bluetooth SAR is estimated per KDB 447498 D01 v06 as below:

Bluetooth:

Tune-Up Power (dBm)	Max. Power (mW)	Distance (mm)	Frequency (GHz)	X	SAR(1g) 5mm	SAR(1g) 10mm
4.0	2.51	5/10	2.480	7.5	0.105	0.053

4. The maximum SAR summation is calculated based on the same configuration and test position.

Head SAR

WWAN and WLAN

	WWAN		WLAN(2.4GHz)	Summed SAR (W/kg)
Position	**Band**	**Scaled SAR (W/kg)**	**Scaled SAR (W/kg)**	
Right Cheek	GSM	0.433	0.122	0.555
Right Tilted	GSM	0.421	0.106	0.527
Left Cheek	GSM	**0.450**	**0.255**	**0.705**
Left Tilted	GSM	0.439	0.235	0.674
Right Cheek	WCDMA	**0.217**	0.122	0.339
Right Tilted	WCDMA	0.205	0.106	0.311
Left Cheek	WCDMA	0.193	**0.255**	0.448
Left Tilted	WCDMA	0.181	0.235	0.416
Right Cheek	LTE	**0.413**	0.122	0.535
Right Tilted	LTE	0.402	0.106	0.508
Left Cheek	LTE	0.399	**0.255**	0.654
Left Tilted	LTE	0.382	0.235	0.617

WWAN and WLAN

	WWAN		WLAN(5GHz)	Summed SAR (W/kg)
Position	**Band**	**Scaled SAR (W/kg)**	**Scaled SAR (W/kg)**	
Right Cheek	GSM	0.433	0.376	0.809
Right Tilted	GSM	0.421	0.370	0.791
Left Cheek	GSM	**0.450**	**0.463**	**0.913**
Left Tilted	GSM	0.439	0.439	0.878
Right Cheek	WCDMA	**0.217**	0.376	0.593
Right Tilted	WCDMA	0.205	0.370	0.575
Left Cheek	WCDMA	0.193	**0.463**	0.656
Left Tilted	WCDMA	0.181	0.439	0.620
Right Cheek	LTE	**0.413**	0.376	0.789
Right Tilted	LTE	0.402	0.370	0.772
Left Cheek	LTE	0.399	**0.463**	0.862
Left Tilted	LTE	0.382	0.439	0.821

Note:

1. WWAN + Bluetooth test result less than the WWAN + WLAN (2.4GHz/5GHz) test result, so the WWAN + Bluetooth test result is not show in the test report.

Body-worn SAR

WWAN and WLAN

	WWAN		WLAN(2.4GHz)	Summed SAR (W/kg)
Position	**Band**	**Scaled SAR (W/kg)**	**Scaled SAR (W/kg)**	
Back	GSM	**0.344**	**0.115**	0.459
Front	GSM	0.225	0.056	0.281
Back	WCDMA	**0.710**	**0.115**	0.825
Front	WCDMA	0.175	0.056	0.231
Back	LTE	**1.038**	**0.115**	**1.153**
Front	LTE	0.373	0.056	0.429

WWAN and WLAN

	WWAN		WLAN(5GHz)	Summed SAR (W/kg)
Position	**Band**	**Scaled SAR (W/kg)**	**Scaled SAR (W/kg)**	
Back	GSM	**0.344**	**0.241**	0.585
Front	GSM	0.225	0.106	0.331
Back	WCDMA	**0.710**	**0.241**	0.951
Front	WCDMA	0.175	0.106	0.281
Back	LTE	**1.038**	**0.241**	**1.279**
Front	LTE	0.373	0.106	0.479

Note:

1. WWAN + Bluetooth test result less than the WWAN + WLAN (2.4GHz/5GHz) test result, so the WWAN + Bluetooth test result is not show in the test report.

Hotspot SAR

WWAN and WLAN

	WWAN		WLAN(2.4GHz)	Summed SAR (W/kg)
Position	**Band**	**Scaled SAR (W/kg)**	**Scaled SAR (W/kg)**	
Back	GSM	**0.517**	0.115	0.632
Front	GSM	0.287	0.056	0.343
Right side	GSM	0.191	0.056	0.247
Left side	GSM	0.065	--	0.065
Bottom side	GSM	0.230	--	0.230
Top side	GSM	0.034	**0.201**	0.235
Back	WCDMA	**0.710**	0.115	0.825
Front	WCDMA	0.175	0.056	0.231
Right side	WCDMA	0.148	0.056	0.204
Left side	WCDMA	0.036	--	0.036
Bottom side	WCDMA	0.204	--	0.204
Top side	WCDMA	0.113	**0.201**	0.314
Back	LTE	**1.038**	0.115	**1.153**
Front	LTE	0.065	0.056	0.121
Right side	LTE	0.225	0.056	0.281
Left side	LTE	0.102	--	0.102
Bottom side	LTE	0.292	--	0.292
Top side	LTE	0.285	**0.201**	0.486

WWAN and WLAN

	WWAN		WLAN(5GHz)	Summed SAR (W/kg)
Position	**Band**	**Scaled SAR (W/kg)**	**Scaled SAR (W/kg)**	
Back	GSM	**0.517**	0.241	0.758
Front	GSM	0.287	0.096	0.383
Right side	GSM	0.191	0.110	0.301
Left side	GSM	0.065	--	0.065
Bottom side	GSM	0.230	--	0.230
Top side	GSM	0.034	**0.352**	0.386
Back	WCDMA	**0.710**	0.241	0.951
Front	WCDMA	0.175	0.096	0.271
Right side	WCDMA	0.148	0.110	0.258
Left side	WCDMA	0.036	--	0.036
Bottom side	WCDMA	0.204	--	0.204
Top side	WCDMA	0.113	**0.352**	0.465
Back	LTE	**1.038**	0.241	**1.279**
Front	LTE	0.065	0.096	0.161
Right side	LTE	0.225	0.110	0.335
Left side	LTE	0.102	--	0.102
Bottom side	LTE	0.292	--	0.292
Top side	LTE	0.285	**0.352**	0.637

Note:

1. WWAN + Bluetooth test result less than the WWAN + WLAN (2.4GHz/5GHz) test result, so the WWAN + Bluetooth test result is not show in the test report.

10. Measurement Uncertainty

10.1 Uncertainty for SAR Test

a	b	c	d	e= f(d,k)	f	g	h= c*f/e	i= c*g/e	k
Uncertainty Component	**Sec.**	**Tol (+- %)**	**Prob. Dist.**	**Div.**	**Ci (1g)**	**Ci (10g)**	**1g Ui (+-%)**	**10g Ui (+-%)**	**Vi**
Measurement System									
Probe calibration	E.2.1	7.0	N	1	1	1	7.00	7.00	∝
Axial Isotropy	E.2.2	2.5	R	√3	(1_Cp)^1/2	(1_Cp)^1/2	1.02	1.02	∝
Hemispherical Isotropy	E.2.2	4.0	R	√3	(Cp)^1/2	(Cp)^1/2	1.63	1.63	∝
Boundary effect	E.2.3	1.0	R	√3	1	1	0.58	0.58	∝
Linearity	E.2.4	5.0	R	√3	1	1	2.89	2.89	∝
System detection limits	E.2.5	1.0	R	√3	1	1	0.58	0.58	∝
Readout Electronics	E.2.6	0.02	N	1	1	1	0.02	0.02	∝
Reponse Time	E.2.7	3.0	R	√3	1	1	1.73	1.73	∝
Integration Time	E.2.8	2.0	R	√3	1	1	1.15	1.15	∝
RF ambient Conditions – Noise	E.6.1	0	R	√3	1	1	1.73	1.73	∝
RF ambient Conditions - Reflections	E.6.1	0	R	√3	1	1	1.73	1.73	∝
Probe positioner Mechanical Tolerance	E.6.2	2.0	R	√3	1	1	1.15	1.15	∝
Probe positioning with respect to Phantom Shell	E.6.3	0.05	R	√3	1	1	0.03	0.03	∝
Extrapolation, interpolation and integration Algoritms for Max. SAR Evaluation	E.5	5.0	R	√3	1	1	2.89	2.89	∝
Test Sample Related									
Test sample positioning	E.4.2	0.03	N	1	1	1	0.03	0.03	N−1
Device Holder Uncertainty	E.4.1	5.00	N	1	1	1	5.00	5.00	
Output power Variation - SAR drift measurement	E.2.9	12.02	R	√3	1	1	6.94	6.94	∝
SAR scaling	E6.5	0.0	R	√3	1	1	0.0	0.0	∝
Phantom and Tissue Parameters									
Phantom Uncertainty (Shape and thickness tolerances)	E.3.1	0.05	R	√3	1	1	0.03	0.03	∝
Uncertainty in SAR correction for deviations in permittivity and conductivity	E3.2	1.9	R	√3	1	0.84	1.10	0.90	∝

Liquid conductivity - deviation from target value	E.3.2	0	R	√3	0	0.43	0	0	∝
Liquid conductivity - measurement uncertainty	E.3.3	4.00	N	1	0.64	0.43	1.10	1.10	∝
Liquid permittivity - deviation from target value	E.3.2	0	R	√3	0	0.49	0	0	∝
Liquid permittivity - measurement uncertainty	E.3.3	5.00	N	1	0.6	0.49	1.47	1.47	∝
Combined Standard Uncertainty			RSS				10.20	10.00	
Expanded Uncertainty (95% Confidence interval)			K=2				20.40	20.00	

Annex A. Plots of System Performance Check

MEASUREMENT 1

Type: Validation measurement (Fast, 75.00 %)
Date of measurement: 2023-10-26
Measurement duration: 7 minutes 21 seconds
E-field Probe: SSE2 - SN 18/21 EPGO356; ConvF: 1.66; Calibrated: 2023-07-07

A. Experimental conditions

Area Scan	dx=8mm dy=8mm
Zoom Scan	dx=5mm dy=5mm dz=4mm
Phantom	Validation plane
Device Position	Dipole
Band	CW750
Signal	Duty Cycle 1:1

B. SAR Measurement Results

Frequency (MHz)	750.000000
Relative Permittivity (real part)	41.142457
Conductivity (S/m)	0.872347
Power Variation (%)	1.178100
Ambient Temperature	22.2
Liquid Temperature	22.2

C. SAR Surface and Volume

SURFACE SAR	VOLUME SAR
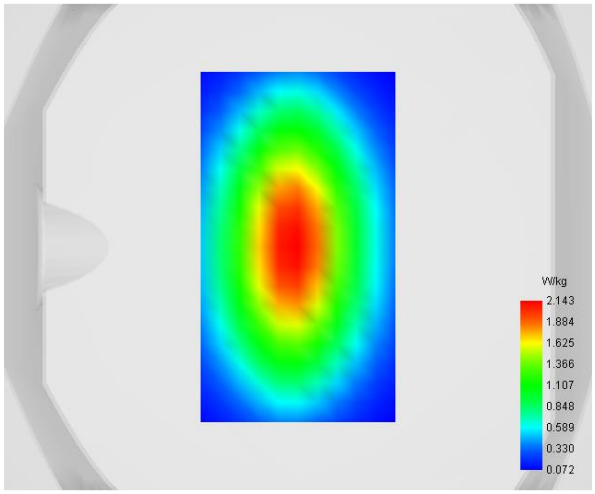	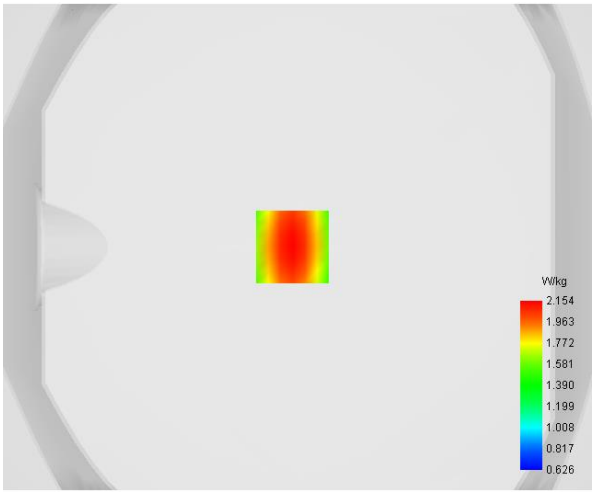

Maximum location: X=-2.00, Y=0.00

D. SAR 1g & 10g

SAR 10g (W/Kg)	**1.430855**
SAR 1g (W/Kg)	**2.051374**

E. Z Axis Scan

Z (mm)	**0.00**	**4.00**	**8.00**	**12.00**	**16.00**
SAR (W/Kg)	**2.8268**	**2.1542**	**1.6473**	**1.2759**	**1.0033**

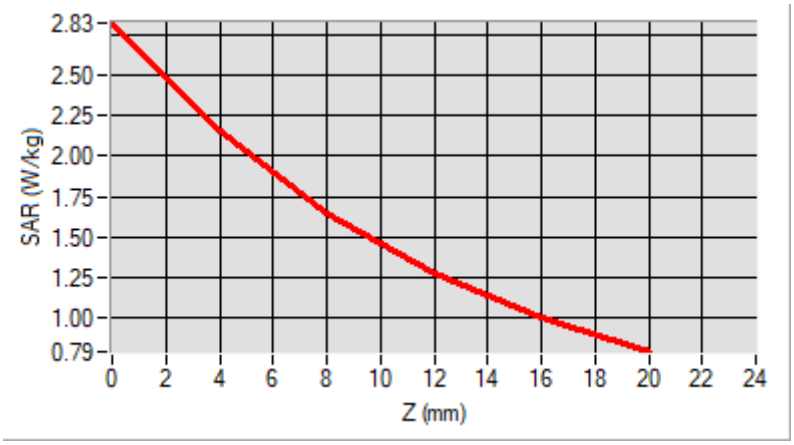

F. 3D Image

3D screen shot	**Hot spot position**
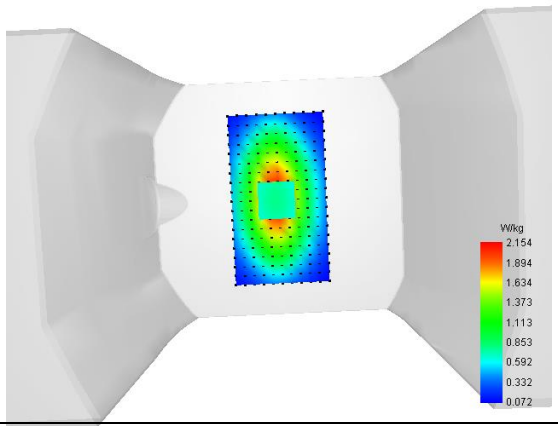	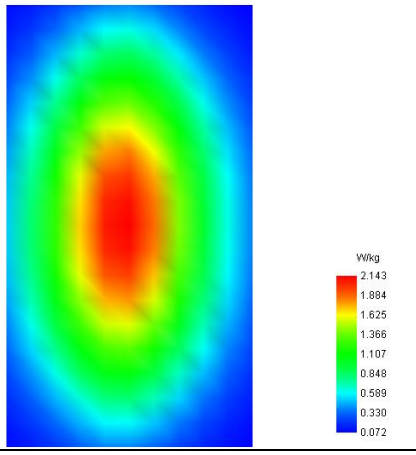

MEASUREMENT 2

Type: Validation measurement (Fast, 75.00 %)
Date of measurement: 2023-10-26
Measurement duration: 12 minutes 21 seconds
E-field Probe: SSE2 - SN 18/21 EPGO356; ConvF: 1.71; Calibrated: 2023-07-07

A. Experimental conditions

Area Scan	dx=8mm dy=8mm
Zoom Scan	dx=5mm dy=5mm dz=4mm
Phantom	Validation plane
Device Position	Dipole
Band	CW835
Signal	Duty Cycle 1:1

B. SAR Measurement Results

Frequency (MHz)	835.000000
Relative Permittivity (real part)	40.832489
Conductivity (S/m)	0.891417
Power Variation (%)	-1.884700
Ambient Temperature	22.2
Liquid Temperature	22.2

C. SAR Surface and Volume

SURFACE SAR	VOLUME SAR
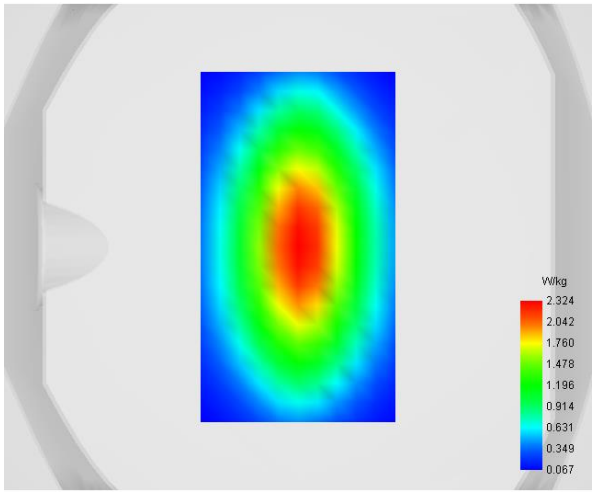	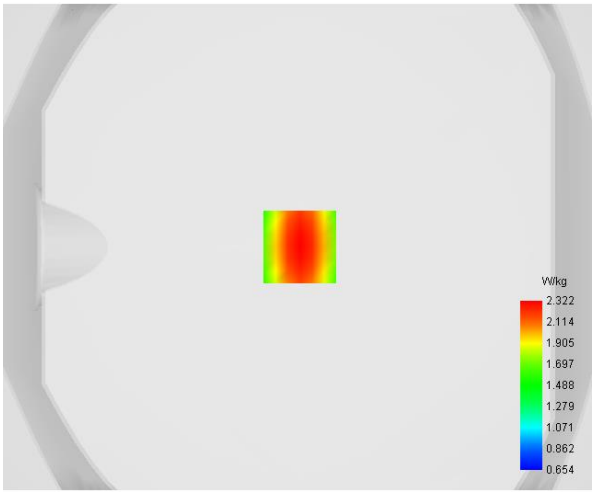

Maximum location: X=1.00, Y=0.00

D. SAR 1g & 10g

SAR 10g (W/Kg)	**1.527360**
SAR 1g (W/Kg)	**2.210386**

E. Z Axis Scan

Z (mm)	**0.00**	**4.00**	**8.00**	**12.00**	**16.00**
SAR (W/Kg)	**3.0677**	**2.3224**	**1.7644**	**1.3585**	**1.0631**

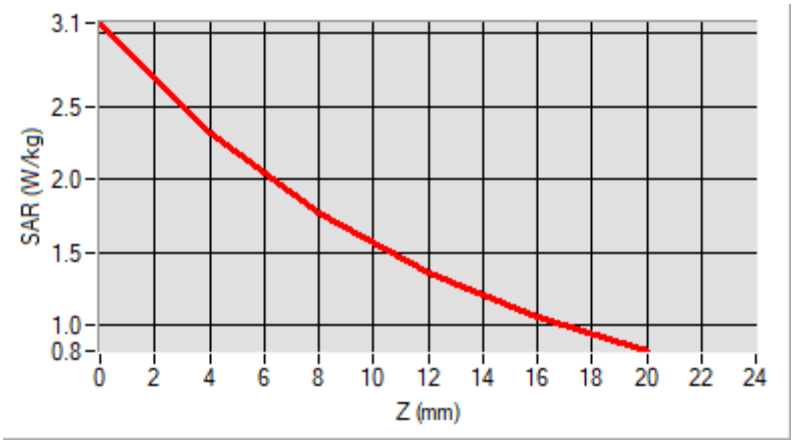

F. 3D Image

3D screen shot	**Hot spot position**
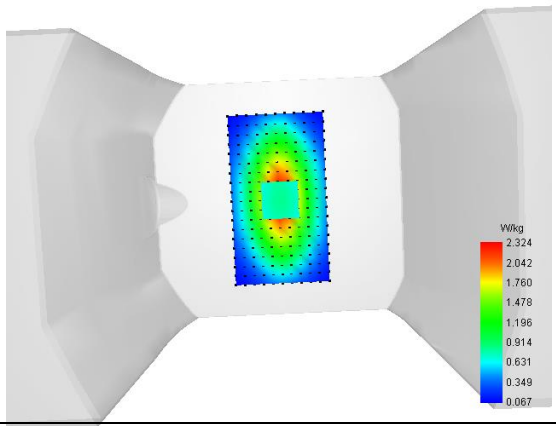	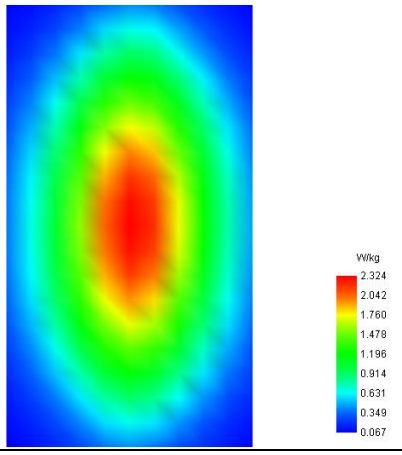

MEASUREMENT 3

Type: Validation measurement (Fast, 75.00 %)
Date of measurement: 2023-10-27
Measurement duration: 12 minutes 21 seconds
E-field Probe: SSE2 - SN 18/21 EPGO356; ConvF: 2.11; Calibrated: 2023-07-07

A. Experimental conditions

Area Scan	dx=8mm dy=8mm
Zoom Scan	dx=5mm dy=5mm dz=4mm
Phantom	Validation plane
Device Position	Dipole
Band	CW1800
Signal	CW (Crest factor: 1.0)

B. SAR Measurement Results

Frequency (MHz)	1800.000000
Relative Permittivity (real part)	39.514472
Conductivity (S/m)	1.391485
Power Variation (%)	1.425800
Ambient Temperature	22.4
Liquid Temperature	22.4

C. SAR Surface and Volume

SURFACE SAR	VOLUME SAR
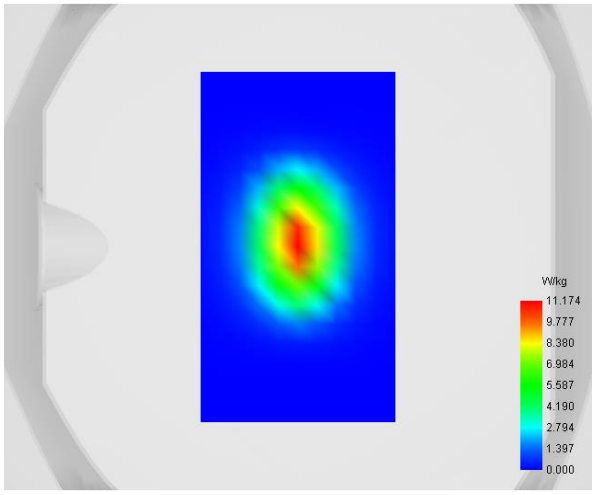	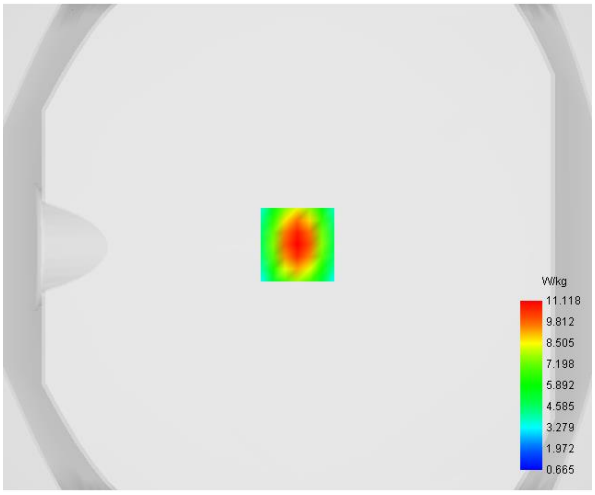

Maximum location: X=0.00, Y=1.00

D. SAR 1g & 10g

SAR 10g (W/Kg)	**5.260825**
SAR 1g (W/Kg)	**10.222516**

E. Z Axis Scan

Z (mm)	**0.00**	**4.00**	**8.00**	**12.00**	**16.00**
SAR (W/Kg)	**18.6940**	**11.1182**	**6.4717**	**3.8103**	**2.3414**

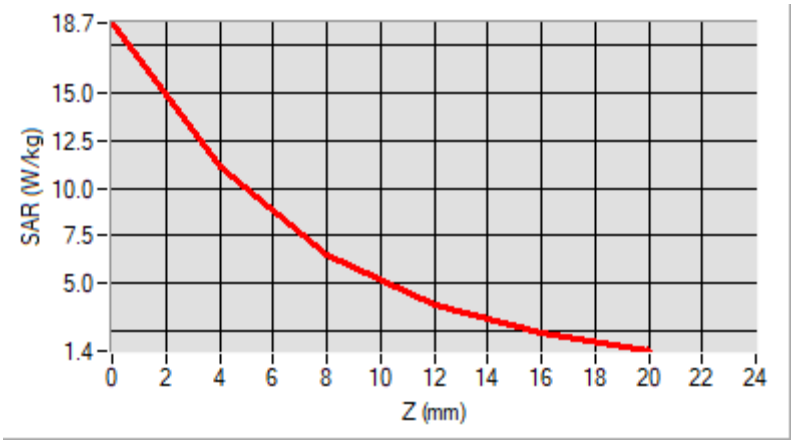

F. 3D Image

3D screen shot	**Hot spot position**
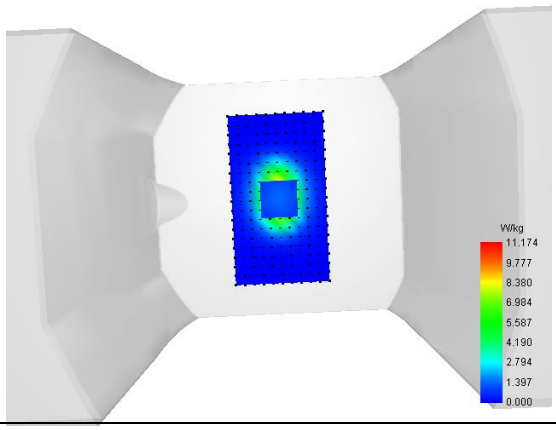	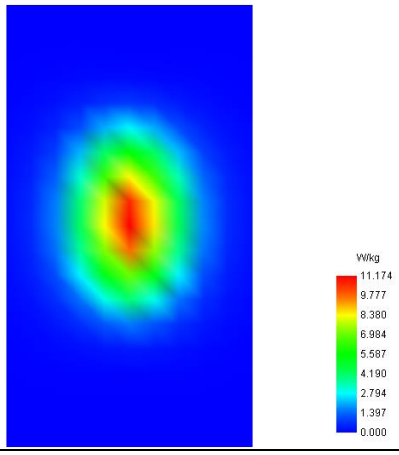

MEASUREMENT 4

Type: Validation measurement (Fast, 75.00 %)
Date of measurement: 2023-10-27
Measurement duration: 12 minutes 21 seconds
E-field Probe: SSE2 - SN 18/21 EPGO356; ConvF: 2.21; Calibrated: 2023-07-07

A. Experimental conditions

Area Scan	dx=8mm dy=8mm
Zoom Scan	dx=5mm dy=5mm dz=4mm
Phantom	Validation plane
Device Position	Dipole
Band	CW1900
Signal	Duty Cycle 1:1

B. SAR Measurement Results

Frequency (MHz)	1900.000000
Relative Permittivity (real part)	39.112574
Conductivity (S/m)	1.393135
Power Variation (%)	-1.224700
Ambient Temperature	22.4
Liquid Temperature	22.4

C. SAR Surface and Volume

SURFACE SAR	VOLUME SAR
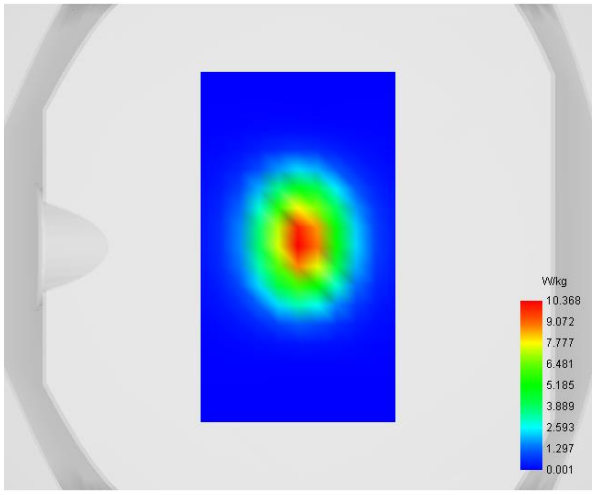	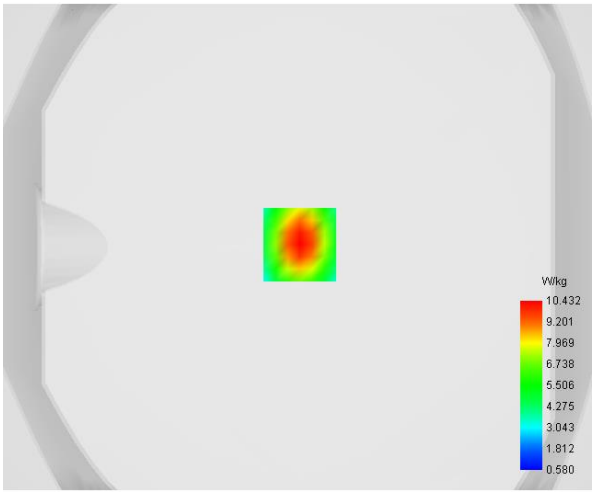

Maximum location: X=1.00, Y=1.00

D. SAR 1g & 10g

SAR 10g (W/Kg)	**4.968858**
SAR 1g (W/Kg)	**9.623880**

E. Z Axis Scan

Z (mm)	**0.00**	**4.00**	**8.00**	**12.00**	**16.00**
SAR (W/Kg)	**17.3936**	**10.4322**	**6.1187**	**3.6132**	**2.2066**

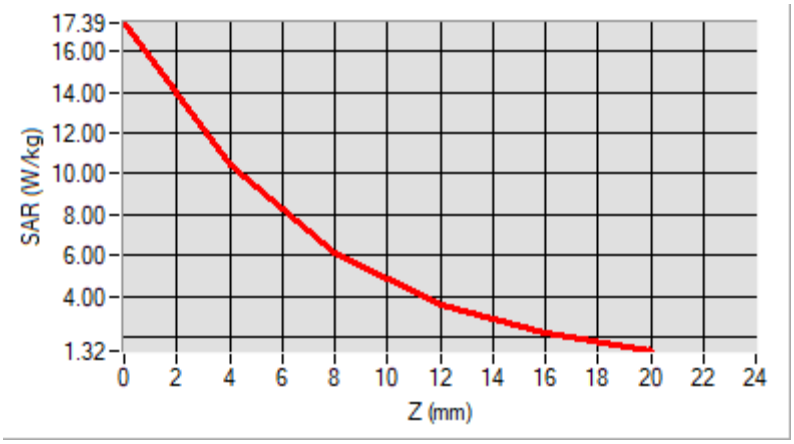

F. 3D Image

3D screen shot	**Hot spot position**
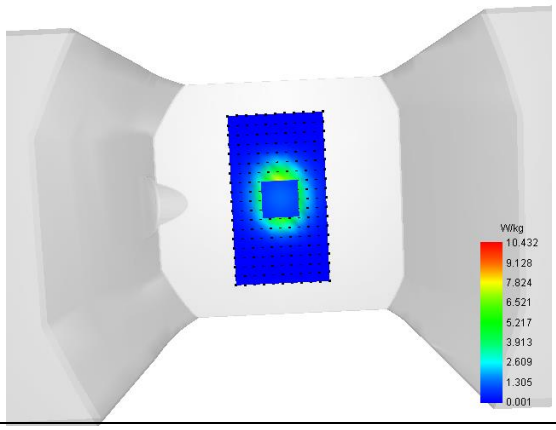	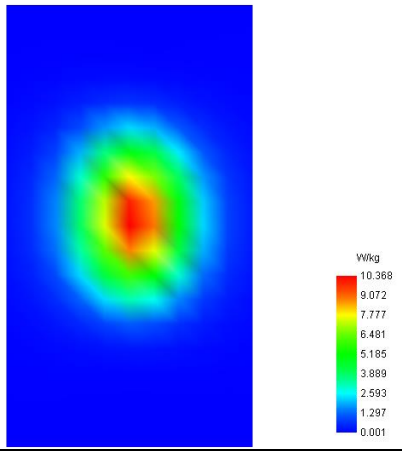

MEASUREMENT 5

Type: Validation measurement (Fast, 75.00 %)
Date of measurement: 2023-10-28
Measurement duration: 12 minutes 21 seconds
E-field Probe: SSE2 - SN 18/21 EPGO356; ConvF: 2.29; Calibrated: 2023-07-07

A. Experimental conditions

Area Scan	dx=8mm dy=8mm
Zoom Scan	dx=5mm dy=5mm dz=4mm
Phantom	Validation plane
Device Position	Dipole
Band	CW2450
Signal	CW (Crest factor: 1.0)

B. SAR Measurement Results

Frequency (MHz)	2450.000000
Relative Permittivity (real part)	38.522289
Conductivity (S/m)	1.781828
Power Variation (%)	1.475200
Ambient Temperature	22.3
Liquid Temperature	22.3

C. SAR Surface and Volume

SURFACE SAR	VOLUME SAR
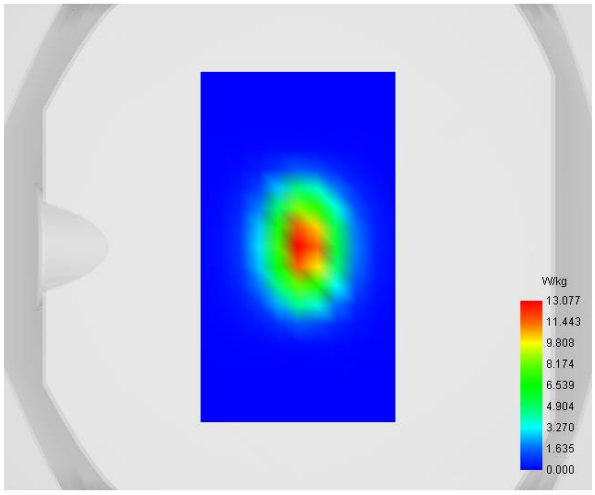	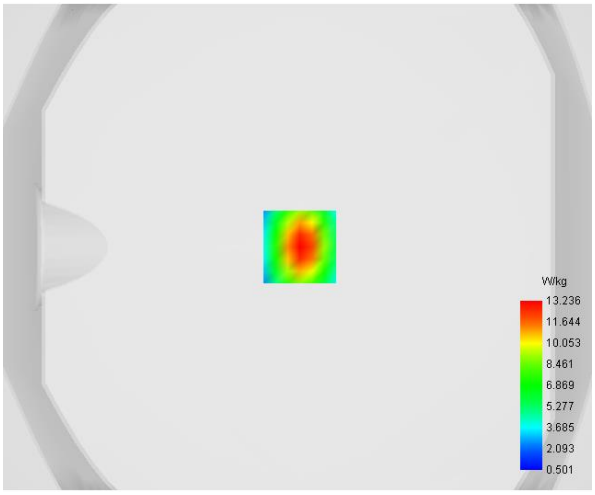

Maximum location: X=1.00, Y=0.00

D. SAR 1g & 10g

SAR 10g (W/Kg)	**5.846344**
SAR 1g (W/Kg)	**12.126085**

E. Z Axis Scan

Z (mm)	**0.00**	**4.00**	**8.00**	**12.00**	**16.00**
SAR (W/Kg)	**23.6924**	**13.2363**	**7.1523**	**3.9032**	**2.2625**

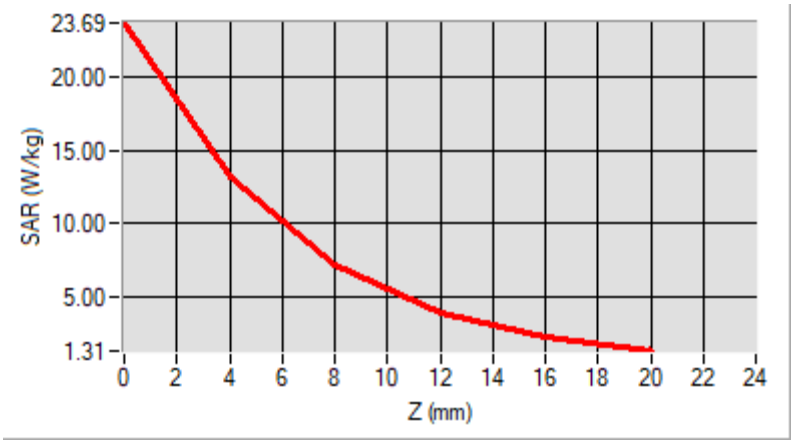

F. 3D Image

3D screen shot	**Hot spot position**
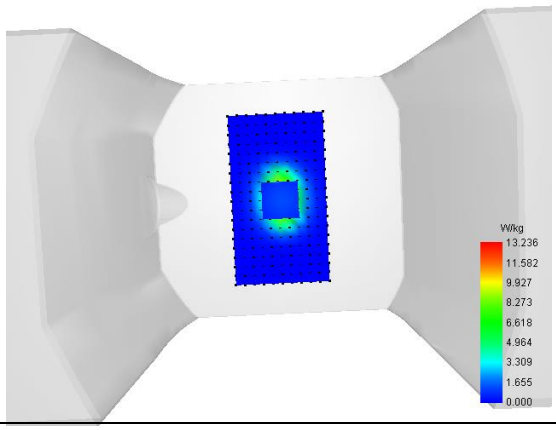	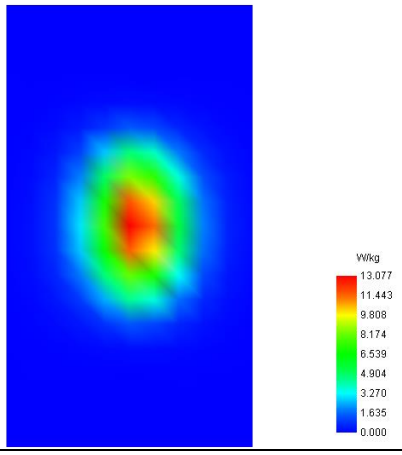

MEASUREMENT 6

Type: Validation measurement (Fast, 75.00 %)
Date of measurement: 2023-10-28
Measurement duration: 12 minutes 21 seconds
E-field Probe: SSE2 - SN 18/21 EPGO356; ConvF: 2.22; Calibrated: 2023-07-07

A. Experimental conditions

Area Scan	dx=8mm dy=8mm
Zoom Scan	dx=5mm dy=5mm dz=4mm
Phantom	Validation plane
Device Position	Dipole
Band	CW2600
Signal	CW (Crest factor: 1.0)

B. SAR Measurement Results

Frequency (MHz)	2600.000000
Relative Permittivity (real part)	39.644541
Conductivity (S/m)	1.9324789
Power Variation (%)	1.344710
Ambient Temperature	22.1
Liquid Temperature	22.1

C. SAR Surface and Volume

SURFACE SAR	VOLUME SAR
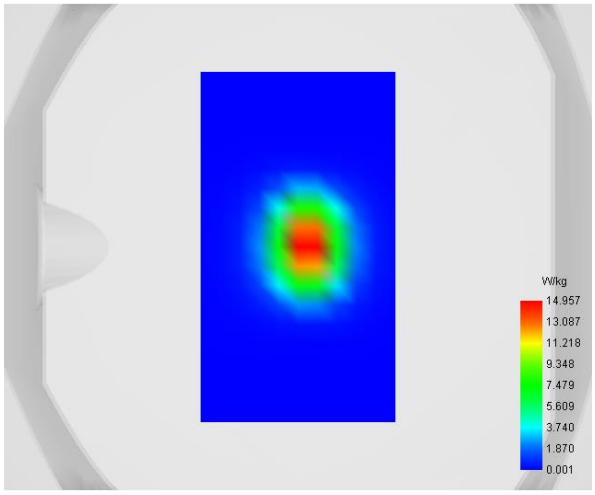	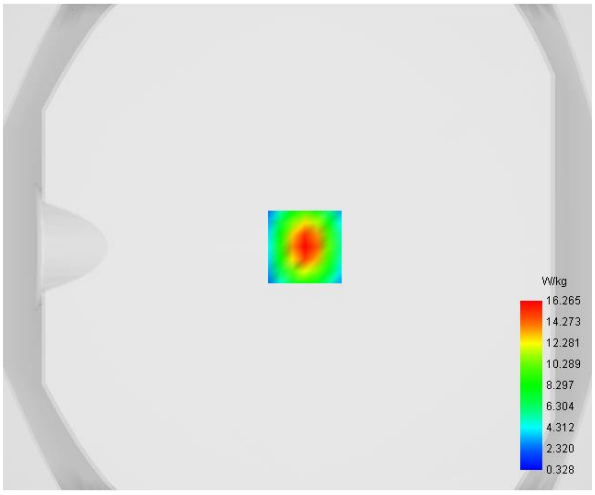

Maximum location: X=3.00, Y=0.00

D. SAR 1g & 10g

SAR 10g (W/Kg)	**6.553727**
SAR 1g (W/Kg)	**14.814545**

E. Z Axis Scan

Z (mm)	**0.00**	**4.00**	**8.00**	**12.00**	**16.00**
SAR (W/Kg)	**31.1802**	**16.2650**	**8.0339**	**3.9472**	**2.0732**

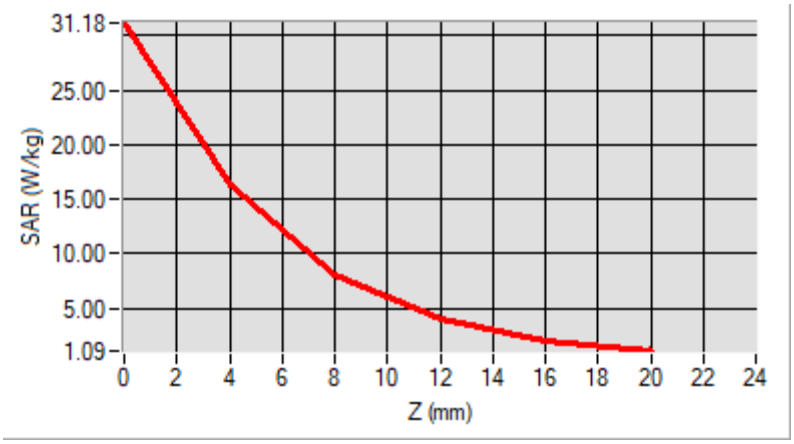

F. 3D Image

3D screen shot	**Hot spot position**
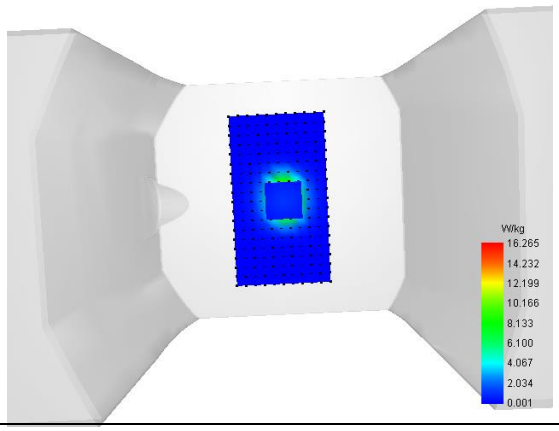	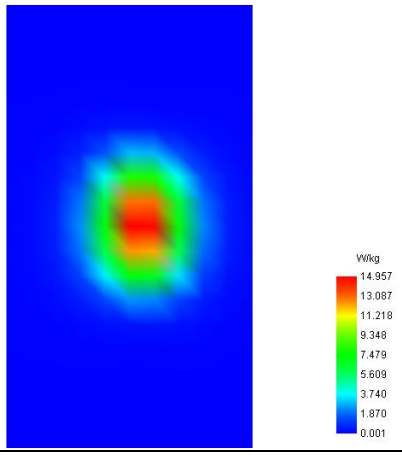

MEASUREMENT 7

Type: Validation measurement (Fast, 75.00 %)
Date of measurement: 2023-10-29
Measurement duration: 12 minutes 21 seconds
E-field Probe: SSE2 - SN 18/21 EPGO356; ConvF: 2.22; Calibrated: 2023-07-07

A. Experimental conditions

Area Scan	dx=8mm dy=8mm
Zoom Scan	dx=4mm dy=4mm dz=2mm
Phantom	Validation plane
Device Position	Dipole
Band	CW5200
Signal	CW (Crest factor: 1.0)

B. SAR Measurement Results

Frequency (MHz)	5200.000000
Relative Permittivity (real part)	36.223547
Conductivity (S/m)	4.643614
Power Variation (%)	2.348510
Ambient Temperature	22.5
Liquid Temperature	22.5

C. SAR Surface and Volume

SURFACE SAR	VOLUME SAR
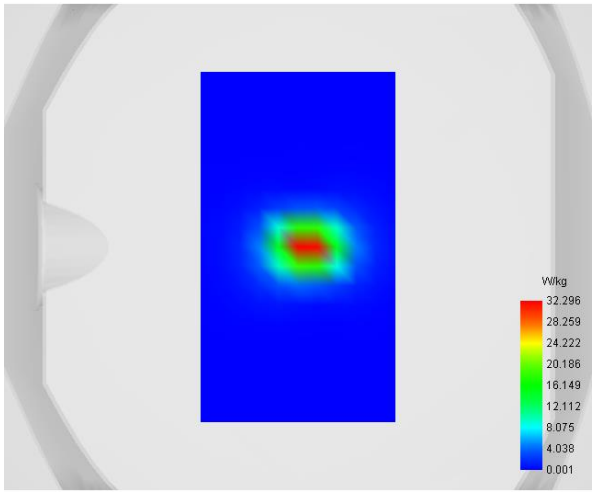	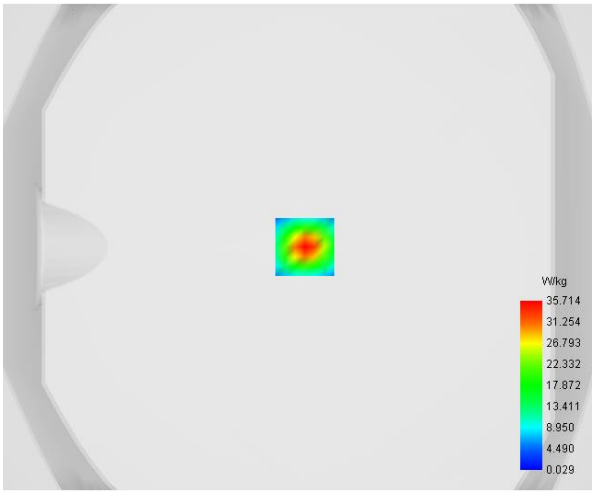

Maximum location: X=3.00, Y=0.00

D. SAR 1g & 10g

SAR 10g (W/Kg)	**5.214336**
SAR 1g (W/Kg)	**18.566732**

E. Z Axis Scan

Z (mm)	**0.00**	**2.00**	**4.00**	**6.00**	**8.00**	**10.00**	**12.00**	**14.00**	**16.00**
SAR (W/Kg)	**63.6940**	**35.7143**	**18.3619**	**8.6368**	**3.8326**	**1.6405**	**0.7180**	**0.3557**	**0.2183**

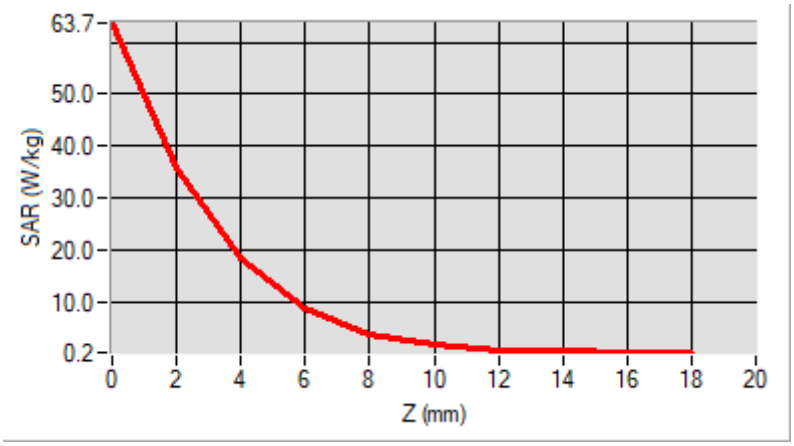

F. 3D Image

3D screen shot	**Hot spot position**
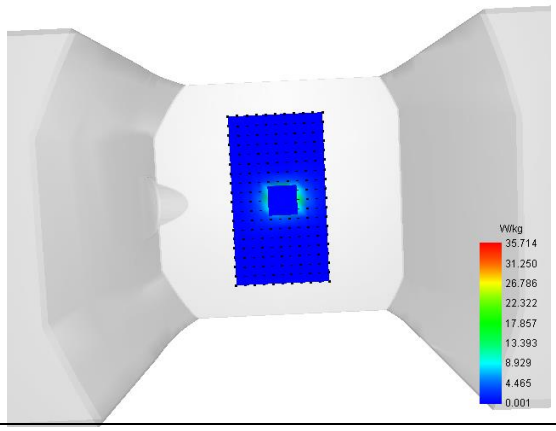	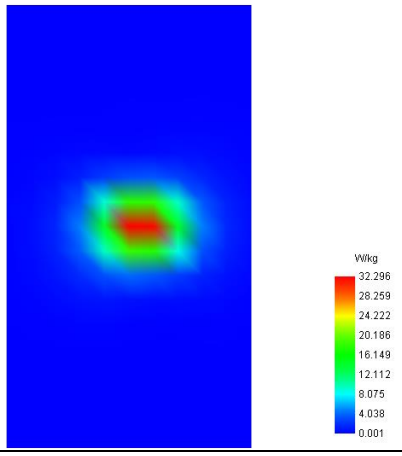

MEASUREMENT 8

Type: Validation measurement (Fast, 75.00 %)
Date of measurement: 2023-10-29
Measurement duration: 12 minutes 21 seconds
E-field Probe: SSE2 - SN 18/21 EPGO356; ConvF: 2.22; Calibrated: 2023-07-07

A. Experimental conditions

Area Scan	dx=8mm dy=8mm
Zoom Scan	dx=4mm dy=4mm dz=2mm
Phantom	Validation plane
Device Position	Dipole
Band	CW5400
Signal	CW (Crest factor: 1.0)

B. SAR Measurement Results

Frequency (MHz)	5400.000000
Relative Permittivity (real part)	36.583765
Conductivity (S/m)	4.872471
Power Variation (%)	1.374510
Ambient Temperature	22.5
Liquid Temperature	22.5

C. SAR Surface and Volume

SURFACE SAR	VOLUME SAR
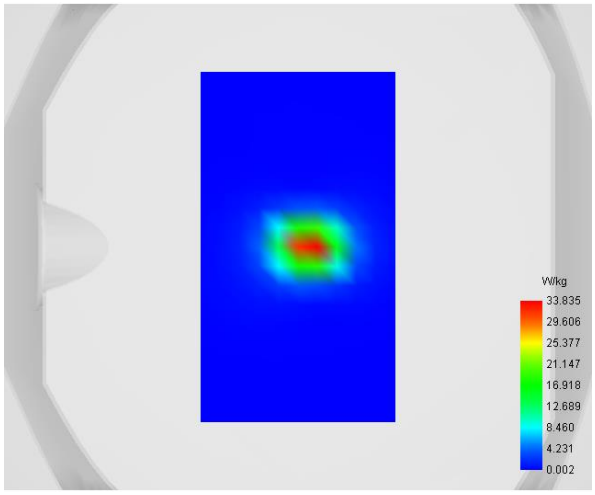	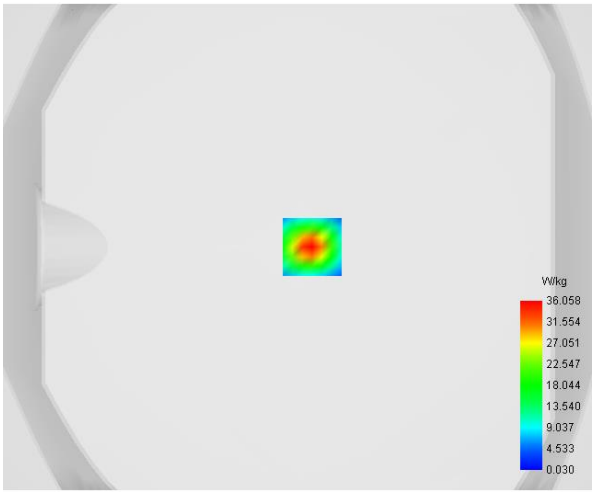

Maximum location: X=6.00, Y=0.00

D. SAR 1g & 10g

SAR 10g (W/Kg)	**5.463589**
SAR 1g (W/Kg)	**18.979345**

E. Z Axis Scan

Z (mm)	0.00	2.00	4.00	6.00	8.00	10.00	12.00	14.00	16.00
SAR (W/Kg)	62.9456	36.0579	19.1617	9.4529	4.4747	2.0809	0.9976	0.5283	0.3243

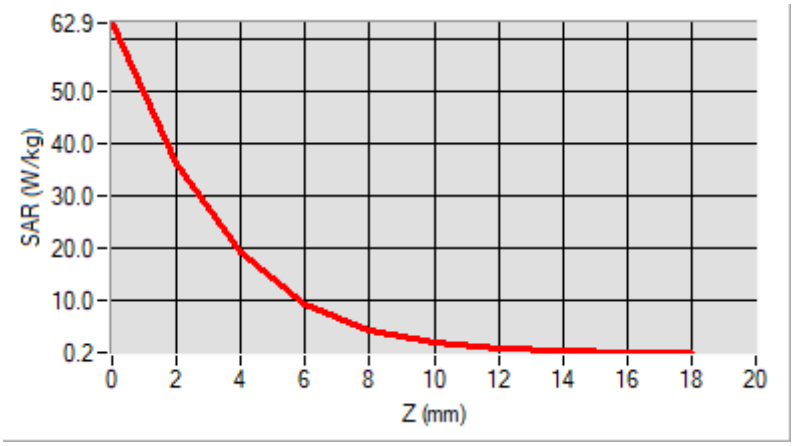

F. 3D Image

3D screen shot	Hot spot position
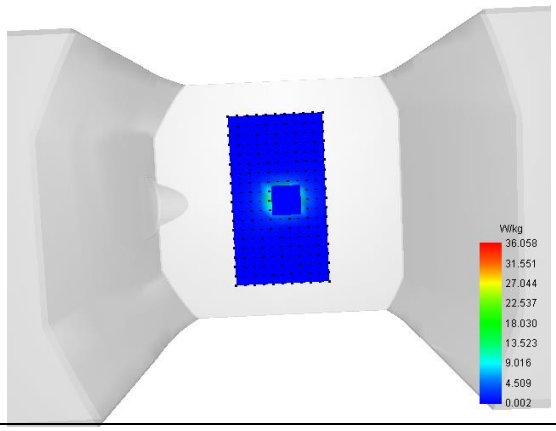	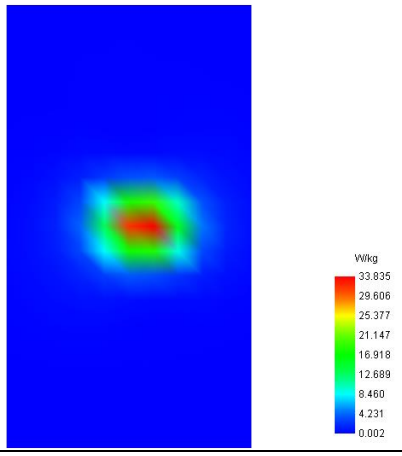

MEASUREMENT 9

Type: Validation measurement (Fast, 75.00 %)
Date of measurement: 2023-10-30
Measurement duration: 12 minutes 21 seconds
E-field Probe: SSE2 - SN 18/21 EPGO356; ConvF: 2.22; Calibrated: 2023-07-07

A. Experimental conditions

Area Scan	dx=8mm dy=8mm
Zoom Scan	dx=4mm dy=4mm dz=2mm
Phantom	Validation plane
Device Position	Dipole
Band	CW5600
Signal	CW (Crest factor: 1.0)

B. SAR Measurement Results

Frequency (MHz)	5600.000000
Relative Permittivity (real part)	36.634172
Conductivity (S/m)	5.112584
Power Variation (%)	1.475731
Ambient Temperature	22.3
Liquid Temperature	22.3

C. SAR Surface and Volume

SURFACE SAR	VOLUME SAR
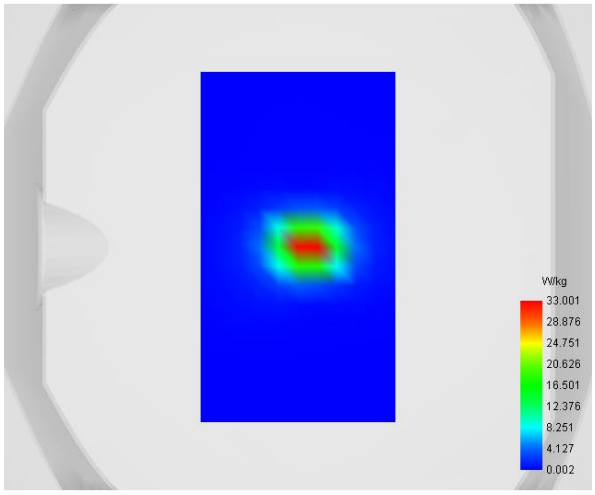	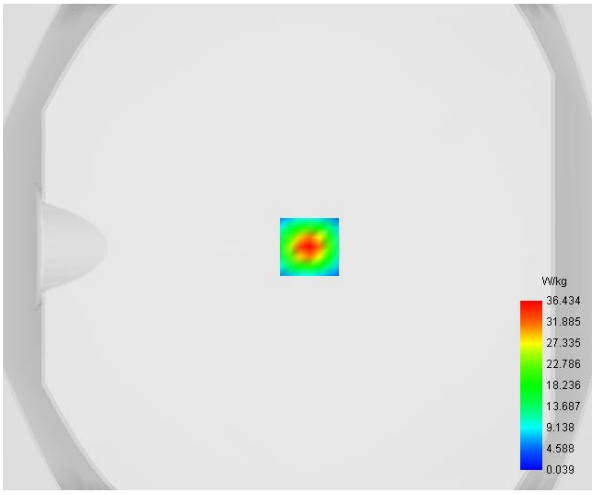

Maximum location: X=5.00, Y=0.00

D. SAR 1g & 10g

SAR 10g (W/Kg)	**5.462480**
SAR 1g (W/Kg)	**19.007904**

E. Z Axis Scan

Z (mm)	**0.00**	**2.00**	**4.00**	**6.00**	**8.00**	**10.00**	**12.00**	**14.00**	**16.00**
SAR (W/Kg)	**63.6335**	**36.4339**	**19.3475**	**9.5356**	**4.5091**	**2.0948**	**1.0039**	**0.5323**	**0.3279**

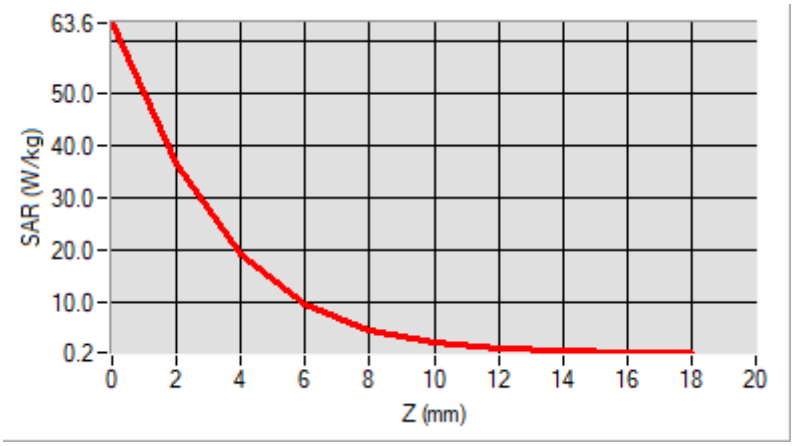

F. 3D Image

3D screen shot	**Hot spot position**
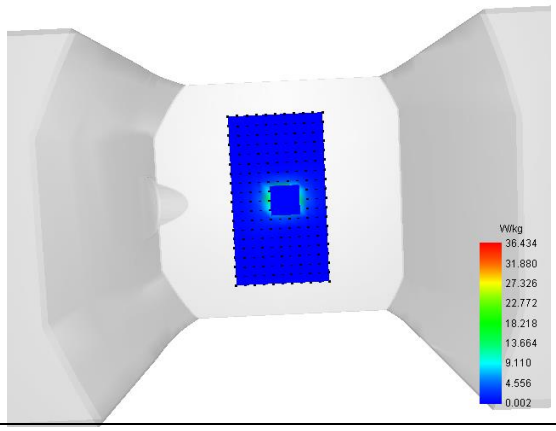	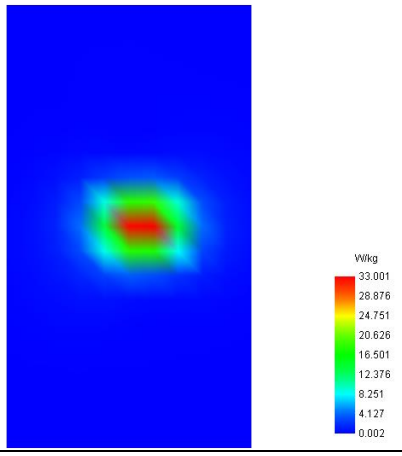

MEASUREMENT 10

Type: Validation measurement (Fast, 75.00 %)
Date of measurement: 2023-10-30
Measurement duration: 12 minutes 21 seconds
E-field Probe: SSE2 - SN 18/21 EPGO356; ConvF: 2.22; Calibrated: 2023-07-07

A. Experimental conditions

Area Scan	dx=8mm dy=8mm
Zoom Scan	dx=4mm dy=4mm dz=2mm
Phantom	Validation plane
Device Position	Dipole
Band	CW5800
Signal	CW (Crest factor: 1.0)

B. SAR Measurement Results

Frequency (MHz)	5800.000000
Relative Permittivity (real part)	36.742471
Conductivity (S/m)	5.282958
Power Variation (%)	-1.437500
Ambient Temperature	22.3
Liquid Temperature	22.3

C. SAR Surface and Volume

SURFACE SAR	VOLUME SAR
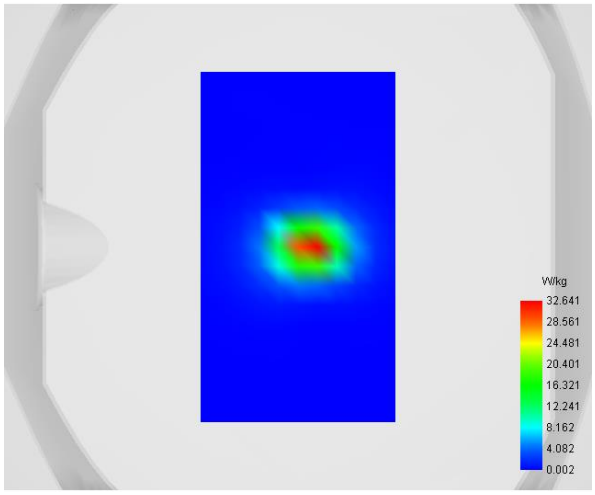	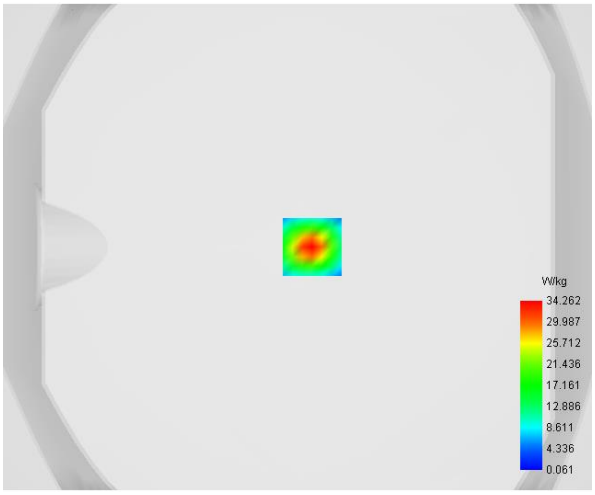

Maximum location: X=6.00, Y=0.00

D. SAR 1g & 10g

SAR 10g (W/Kg)	**5.385932**
SAR 1g (W/Kg)	**18.087402**

E. Z Axis Scan

Z (mm)	**0.00**	**2.00**	**4.00**	**6.00**	**8.00**	**10.00**	**12.00**	**14.00**	**16.00**
SAR (W/Kg)	**59.3203**	**34.2617**	**18.4347**	**9.2545**	**4.4822**	**2.1439**	**1.0586**	**0.5728**	**0.3524**

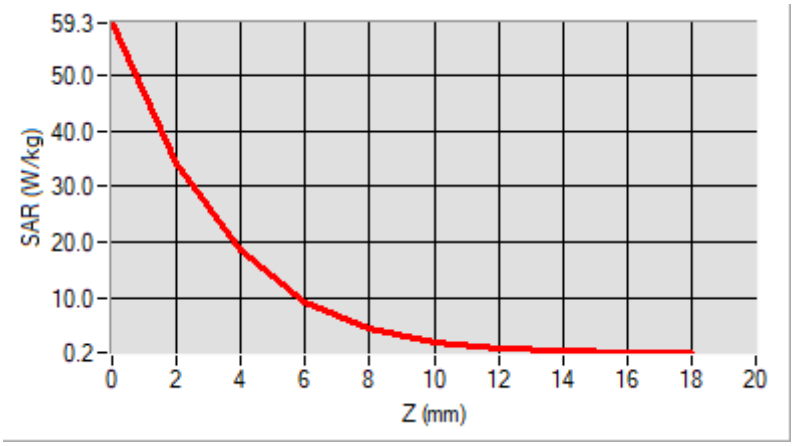

F. 3D Image

3D screen shot	**Hot spot position**
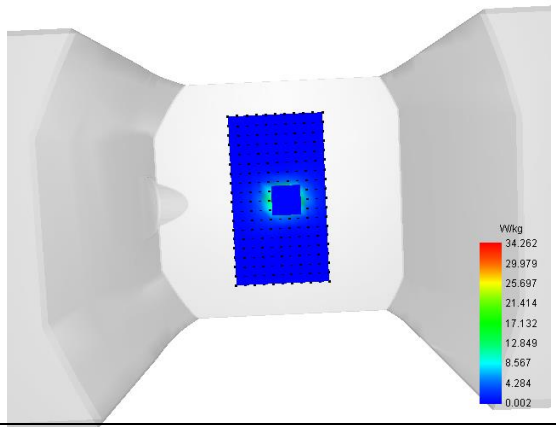	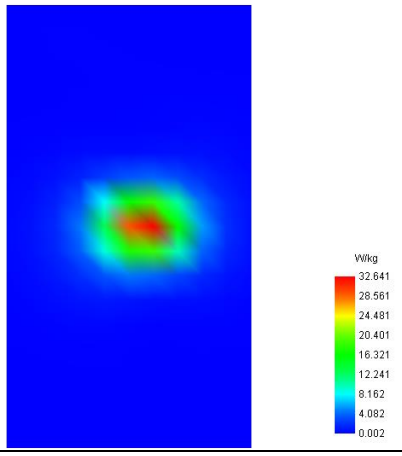

Annex B. Plots of SAR Measurement

MEASUREMENT 1

Type: Measurement (Complete)
Date of measurement: 2023-10-26
Measurement duration: 11 minutes 48 seconds

A. Experimental conditions

Area Scan	dx=8mm dy=8mm
Zoom Scan	dx=5mm dy=5mm dz=4mm
Phantom	Left head
Device Position	Cheek
Band	GSM850
Channels	Low
Signal	TDMA (Crest factor: 8.0)

B. SAR Measurement Results

Frequency (MHz)	824.200000
Relative Permittivity (real part)	40.832245
Conductivity (S/m)	0.891245
Power Variation (%)	1.074536
Ambient Temperature	22.2
Liquid Temperature	22.2

C. SAR Surface and Volume

SURFACE SAR	VOLUME SAR
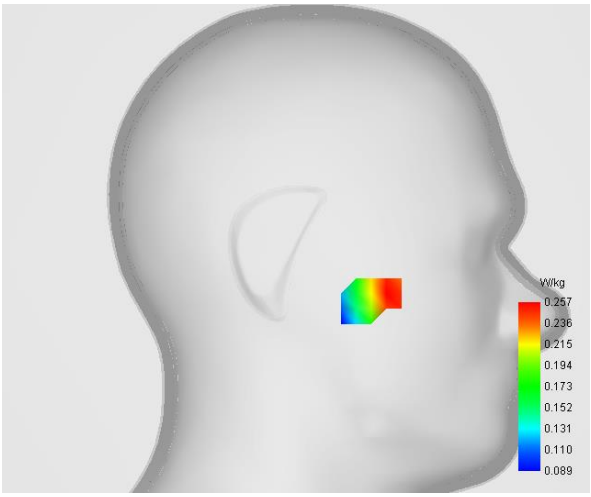	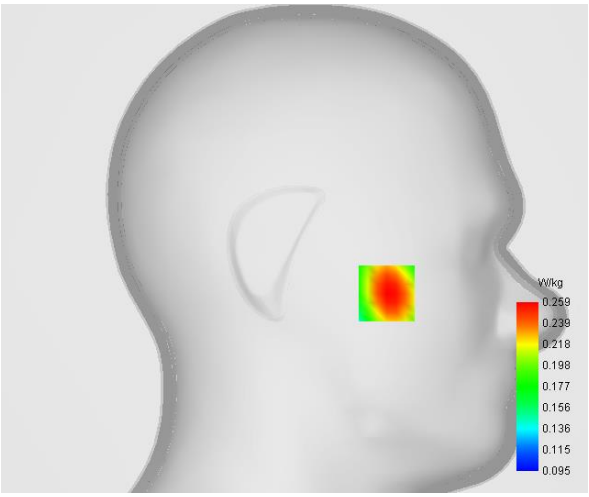

Maximum location: X=-49.00, Y=-24.00

D. SAR 1g & 10g

SAR 10g (W/Kg)	**0.208208**
SAR 1g (W/Kg)	**0.251548**

E. Z Axis Scan

Z (mm)	**0.00**	**4.00**	**8.00**	**12.00**	**16.00**
SAR (W/Kg)	**0.2925**	**0.2593**	**0.2321**	**0.2106**	**0.1936**

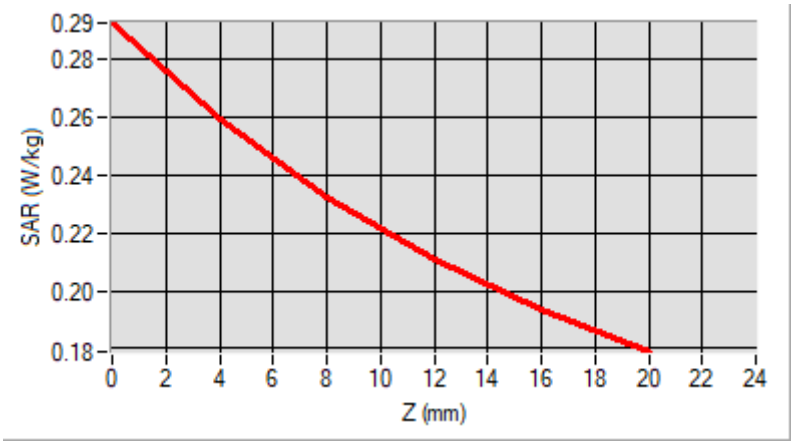

F. 3D Image

3D screen shot	**Hot spot position**
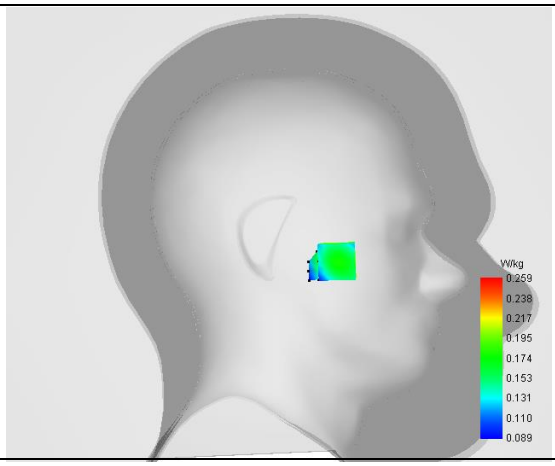	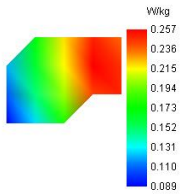

MEASUREMENT 2

Type: Measurement (Complete)
Date of measurement: 2023-10-26
Measurement duration: 11 minutes 48 seconds

A. Experimental conditions

Area Scan	dx=8mm dy=8mm
Zoom Scan	dx=5mm dy=5mm dz=4mm
Phantom	Left head
Device Position	Cheek
Band	GPRS850_2TX
Channels	Low
Signal	Duty Cycle: 1:4

B. SAR Measurement Results

Frequency (MHz)	824.200000
Relative Permittivity (real part)	40.832245
Conductivity (S/m)	0.891245
Power Variation (%)	0.128940
Ambient Temperature	22.2
Liquid Temperature	22.2

C. SAR Surface and Volume

SURFACE SAR	VOLUME SAR
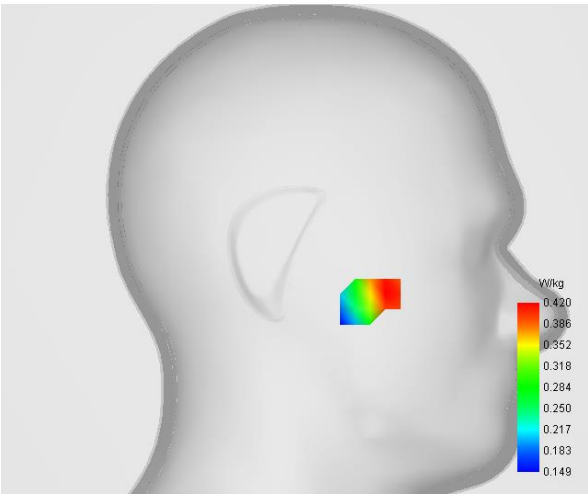	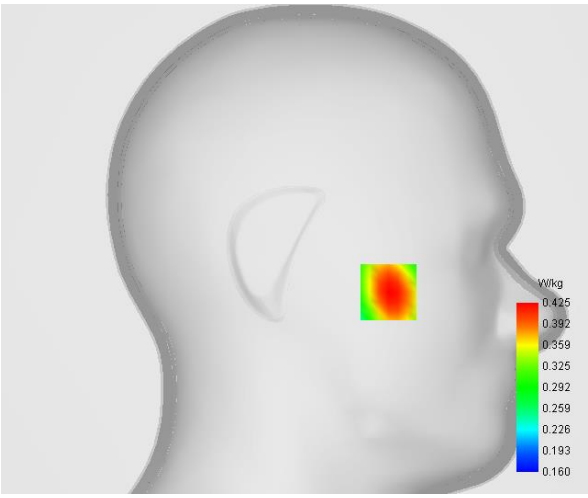

Maximum location: X=-50.00, Y=-23.00

D. SAR 1g & 10g

SAR 10g (W/Kg)	**0.344685**
SAR 1g (W/Kg)	**0.411932**

E. Z Axis Scan

Z (mm)	**0.00**	**4.00**	**8.00**	**12.00**	**16.00**
SAR (W/Kg)	**0.4518**	**0.4249**	**0.3951**	**0.3625**	**0.3282**

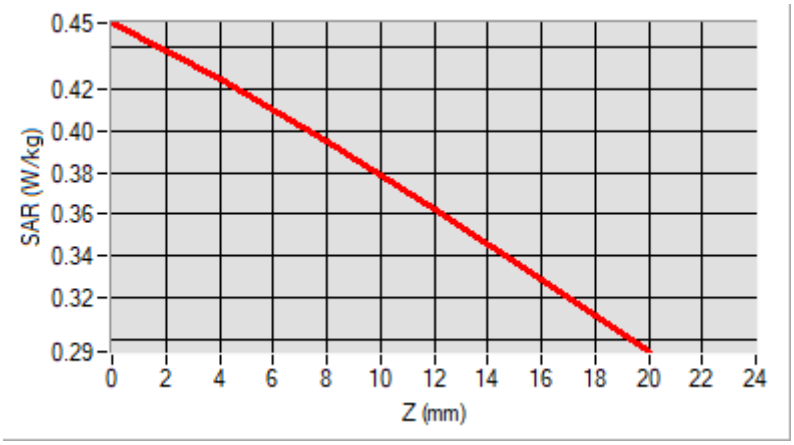

F. 3D Image

3D screen shot	**Hot spot position**
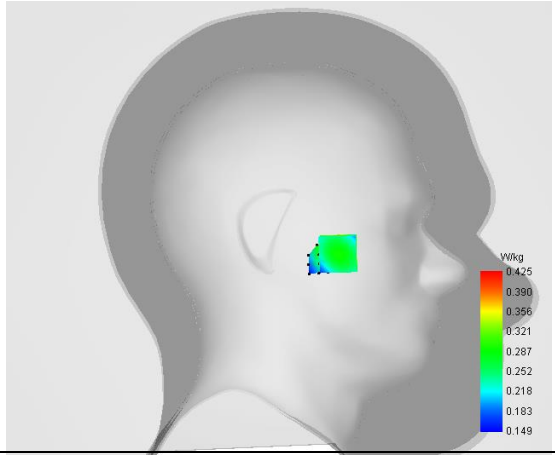	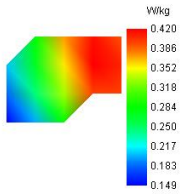

MEASUREMENT 3

Type: Measurement (Complete)
Date of measurement: 2023-10-27
Measurement duration: 11 minutes 48 seconds

A. Experimental conditions

Area Scan	dx=8mm dy=8mm
Zoom Scan	dx=5mm dy=5mm dz=4mm
Phantom	Right head
Device Position	Cheek
Band	GSM1900
Channels	High
Signal	TDMA (Crest factor: 8.0)

B. SAR Measurement Results

Frequency (MHz)	1909.800000
Relative Permittivity (real part)	39.112245
Conductivity (S/m)	1.392081
Power Variation (%)	0.251548
Ambient Temperature	22.4
Liquid Temperature	22.4

C. SAR Surface and Volume

SURFACE SAR	VOLUME SAR
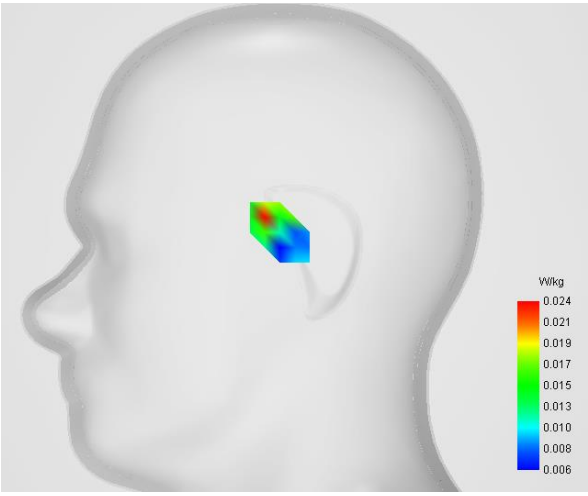	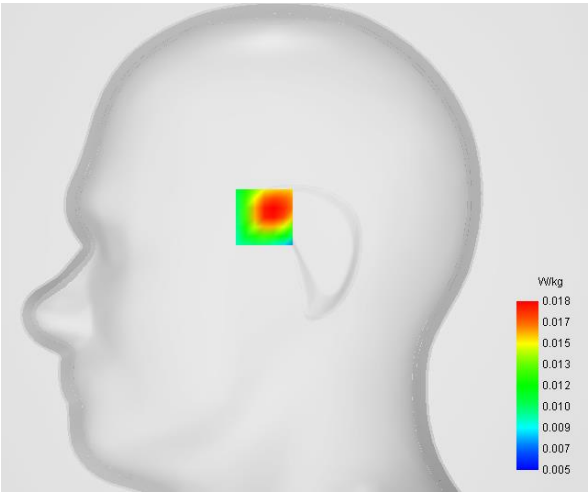

Maximum location: X=-16.00, Y=16.00

D. SAR 1g & 10g

SAR 10g (W/Kg)	**0.012311**
SAR 1g (W/Kg)	**0.017773**

E. Z Axis Scan

Z (mm)	**0.00**	**4.00**	**8.00**	**12.00**	**16.00**
SAR (W/Kg)	**0.0517**	**0.0184**	**0.0110**	**0.0103**	**0.0083**

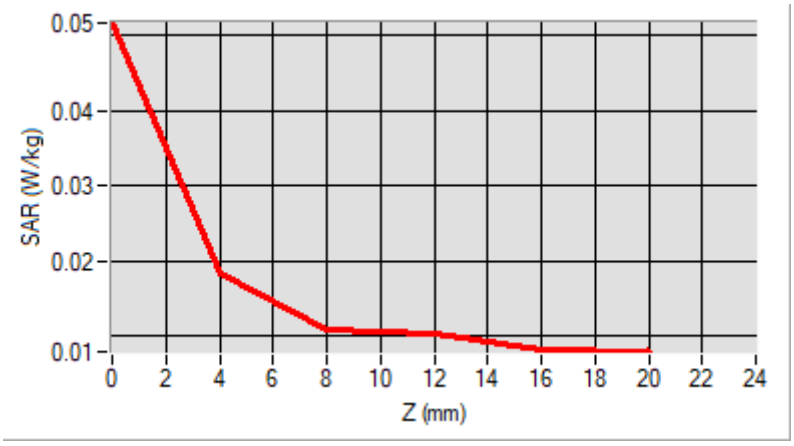

F. 3D Image

3D screen shot	**Hot spot position**
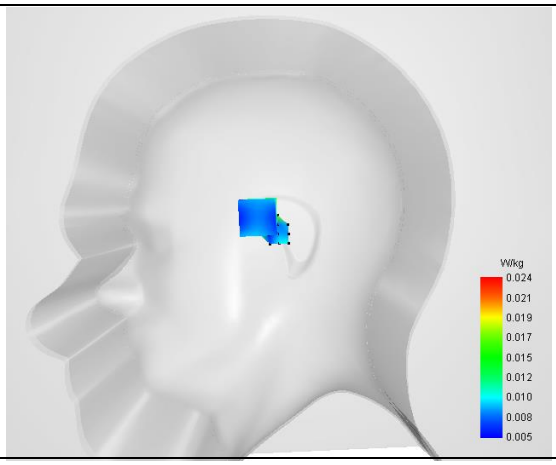	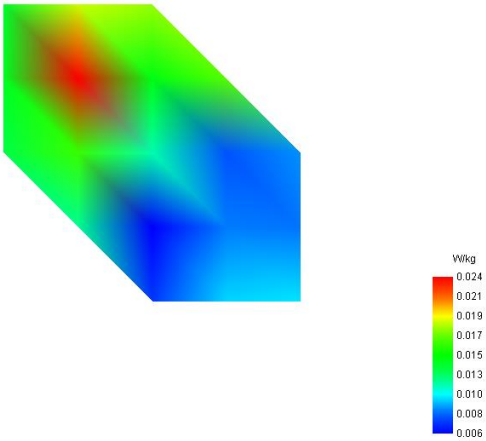

MEASUREMENT 4

Type: Measurement (Complete)
Date of measurement: 2023-10-27
Measurement duration: 11 minutes 48 seconds

A. Experimental conditions

Area Scan	dx=8mm dy=8mm
Zoom Scan	dx=5mm dy=5mm dz=4mm
Phantom	Right head
Device Position	Cheek
Band	GPRS1900_1TX
Channels	High
Signal	Duty Cycle: 1:8.8

B. SAR Measurement Results

Frequency (MHz)	1909.800000
Relative Permittivity (real part)	39.112245
Conductivity (S/m)	1.392081
Power Variation (%)	-0.154700
Ambient Temperature	22.4
Liquid Temperature	22.4

C. SAR Surface and Volume

SURFACE SAR	VOLUME SAR
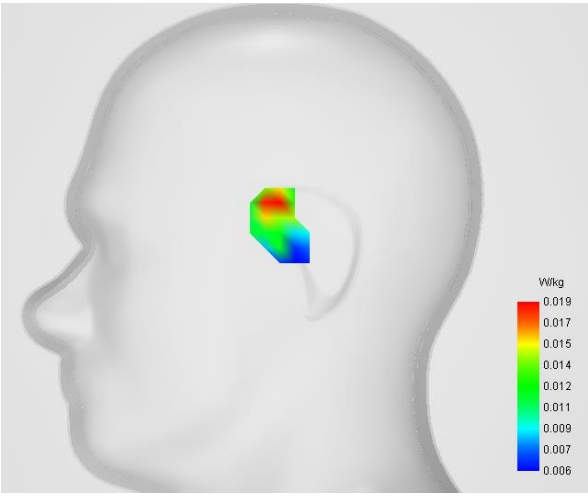	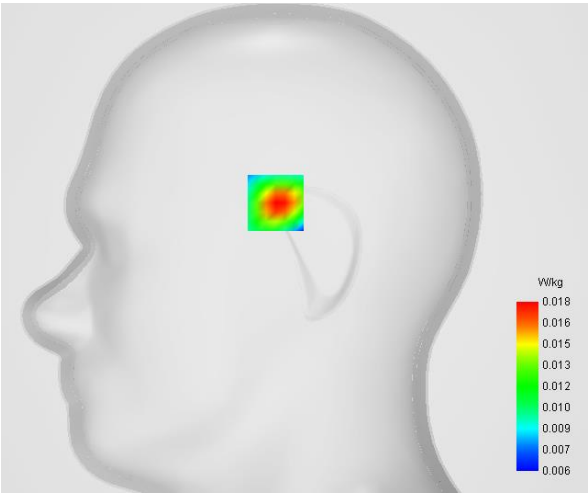

Maximum location: X=-10.00, Y=24.00

D. SAR 1g & 10g

SAR 10g (W/Kg)	**0.011983**
SAR 1g (W/Kg)	**0.016634**

E. Z Axis Scan

Z (mm)	**0.00**	**4.00**	**8.00**	**12.00**	**16.00**
SAR (W/Kg)	**0.0252**	**0.0176**	**0.0130**	**0.0108**	**0.0102**

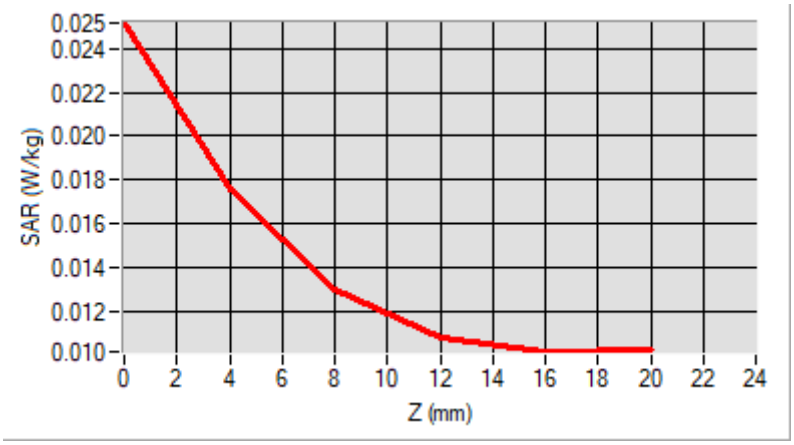

F. 3D Image

3D screen shot	**Hot spot position**
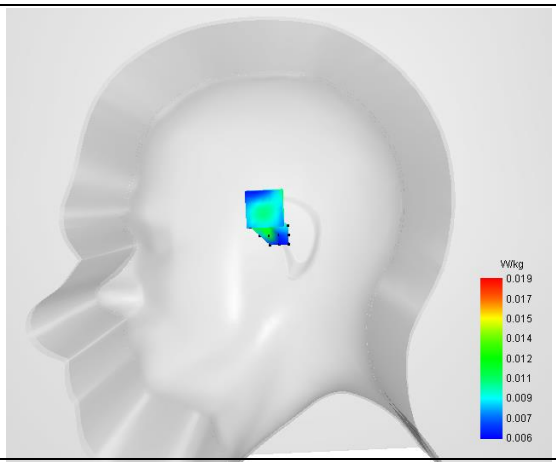	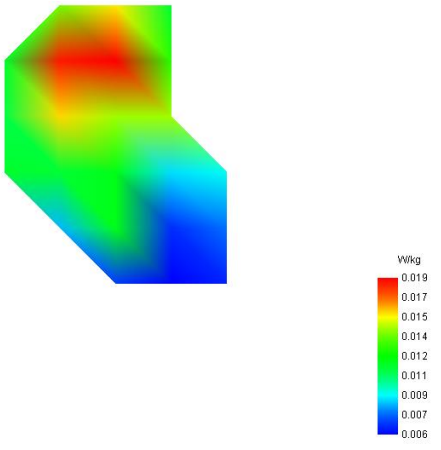

MEASUREMENT 5

Type: Measurement (Complete)
Date of measurement: 2023-10-27
Measurement duration: 12 minutes 3 seconds

A. Experimental conditions

Area Scan	dx=8mm dy=8mm
Zoom Scan	dx=5mm dy=5mm dz=4mm
Phantom	Right head
Device Position	Cheek
Band	WCDMA1900_RMC
Channels	Low
Signal	Duty Cycle 1:1

B. SAR Measurement Results

Frequency (MHz)	1852.400000
Relative Permittivity (real part)	39.111248
Conductivity (S/m)	1.393607
Power Variation (%)	0.822400
Ambient Temperature	22.4
Liquid Temperature	22.4

C. SAR Surface and Volume

SURFACE SAR	VOLUME SAR
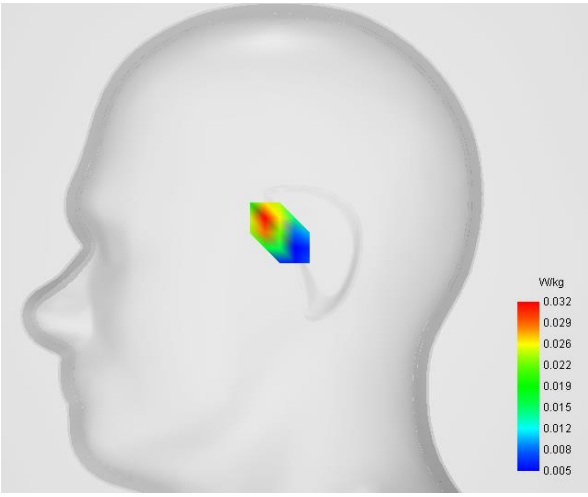	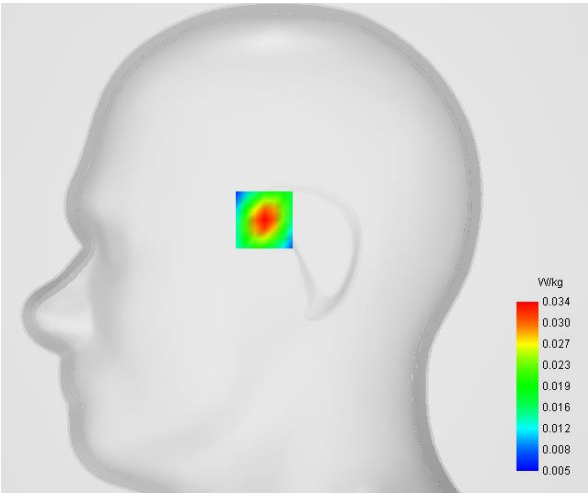

Maximum location: X=-16.00, Y=15.00

D. SAR 1g & 10g

SAR 10g (W/Kg)	**0.016884**
SAR 1g (W/Kg)	**0.031114**

E. Z Axis Scan

Z (mm)	**0.00**	**4.00**	**8.00**	**12.00**	**16.00**
SAR (W/Kg)	**0.0575**	**0.0341**	**0.0202**	**0.0128**	**0.0092**

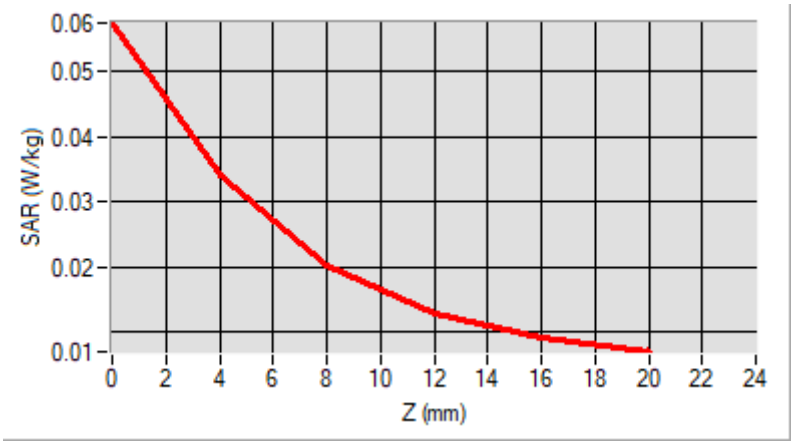

F. 3D Image

3D screen shot	**Hot spot position**
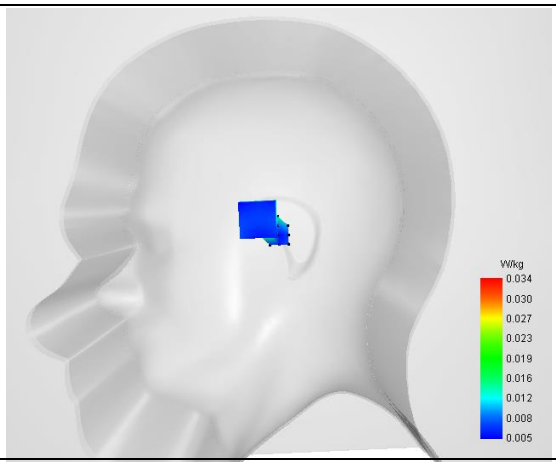	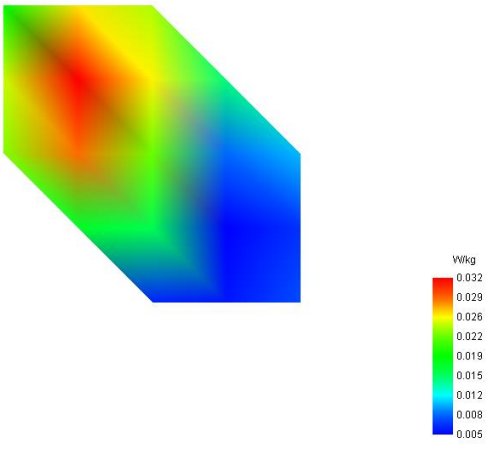

MEASUREMENT 6

Type: Measurement (Complete)
Date of measurement: 2023-10-27
Measurement duration: 12 minutes 3 seconds

A. Experimental conditions

Area Scan	dx=8mm dy=8mm
Zoom Scan	dx=5mm dy=5mm dz=4mm
Phantom	Right head
Device Position	Cheek
Band	WCDMA1700_RMC
Channels	High
Signal	Duty Cycle 1:1

B. SAR Measurement Results

Frequency (MHz)	1752.600000
Relative Permittivity (real part)	39.512475
Conductivity (S/m)	1.393607
Power Variation (%)	0.864500
Ambient Temperature	22.4
Liquid Temperature	22.4

C. SAR Surface and Volume

SURFACE SAR	VOLUME SAR
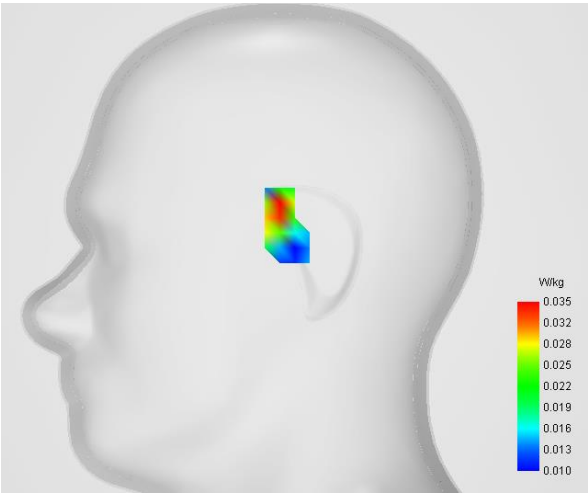	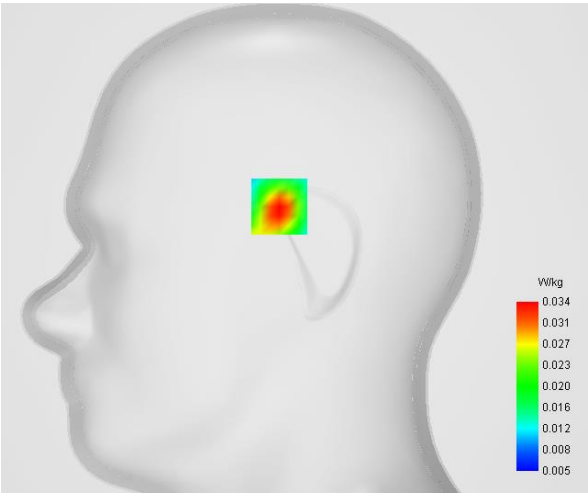

Maximum location: X=-8.00, Y=22.00

D. SAR 1g & 10g

SAR 10g (W/Kg)	**0.017500**
SAR 1g (W/Kg)	**0.032063**

E. Z Axis Scan

Z (mm)	**0.00**	**4.00**	**8.00**	**12.00**	**16.00**
SAR (W/Kg)	**0.0643**	**0.0344**	**0.0184**	**0.0110**	**0.0083**

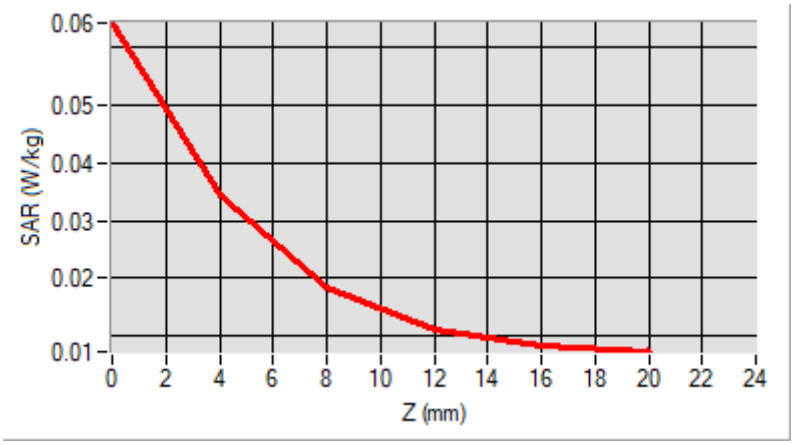

F. 3D Image

3D screen shot	**Hot spot position**
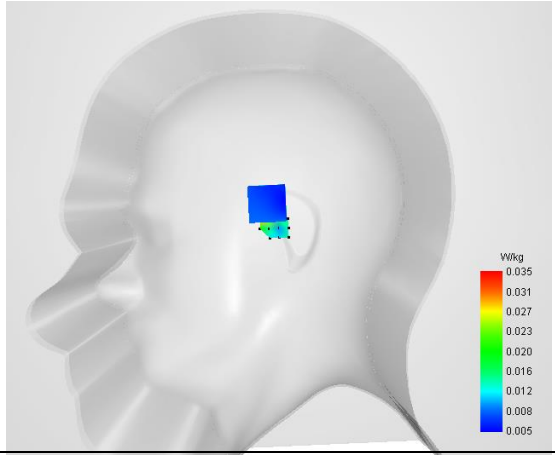	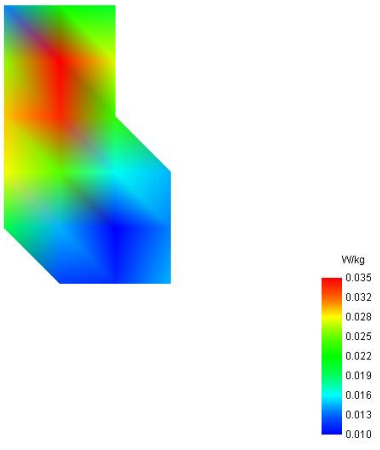

MEASUREMENT 7

Type: Measurement (Complete)
Date of measurement: 2023-10-26
Measurement duration: 12 minutes 3 seconds

A. Experimental conditions

Area Scan	dx=8mm dy=8mm
Zoom Scan	dx=5mm dy=5mm dz=4mm
Phantom	Right head
Device Position	Cheek
Band	WCDMA850_RMC
Channels	High
Signal	Duty Cycle 1:1

B. SAR Measurement Results

Frequency (MHz)	846.600000
Relative Permittivity (real part)	40.833245
Conductivity (S/m)	0.891245
Power Variation (%)	-1.363800
Ambient Temperature	22.2
Liquid Temperature	22.2

C. SAR Surface and Volume

SURFACE SAR	VOLUME SAR
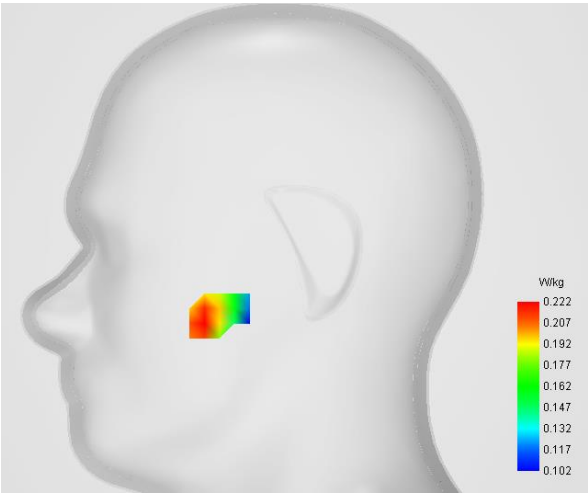	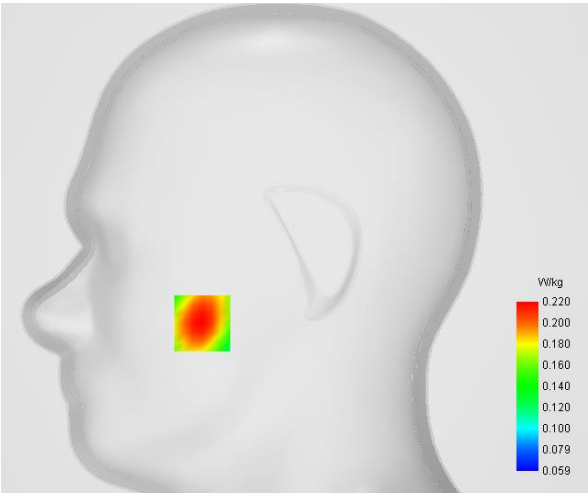

Maximum location: X=-49.00, Y=-40.00

D. SAR 1g & 10g

SAR 10g (W/Kg)	**0.175035**
SAR 1g (W/Kg)	**0.212874**

E. Z Axis Scan

Z (mm)	**0.00**	**4.00**	**8.00**	**12.00**	**16.00**
SAR (W/Kg)	**0.2457**	**0.2204**	**0.1981**	**0.1785**	**0.1611**

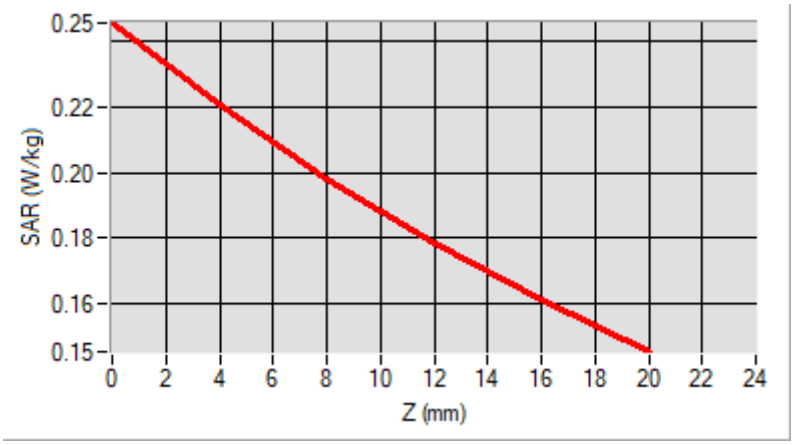

F. 3D Image

3D screen shot	**Hot spot position**
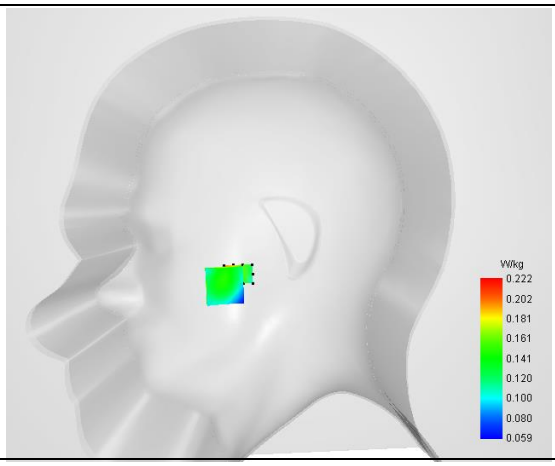	

MEASUREMENT 8

Type: Measurement (Complete)
Date of measurement: 2023-10-27
Measurement duration: 12 minutes 3 seconds

A. Experimental conditions

Area Scan	dx=8mm dy=8mm
Zoom Scan	dx=5mm dy=5mm dz=4mm
Phantom	Right head
Device Position	Cheek
Band	LTE Band 2
Channels	QPSK, 20MHz, 1RB, Low
Signal	Duty Cycle 1:1

B. SAR Measurement Results

Frequency (MHz)	1860.000000
Relative Permittivity (real part)	39.111461
Conductivity (S/m)	1.392369
Power Variation (%)	-1.348500
Ambient Temperature	22.4
Liquid Temperature	22.4

C. SAR Surface and Volume

SURFACE SAR	VOLUME SAR
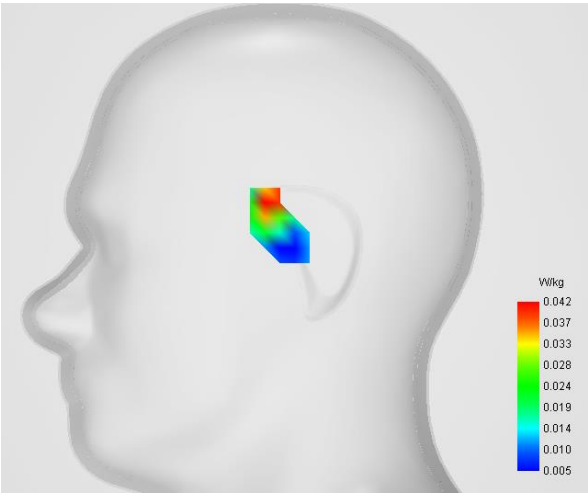	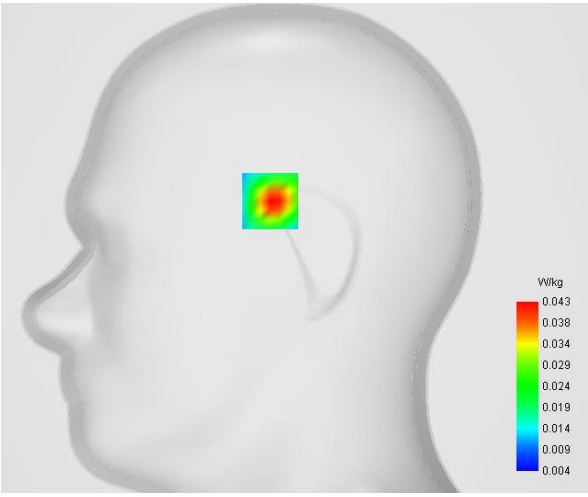

Maximum location: X=-13.00, Y=25.00

D. SAR 1g & 10g

SAR 10g (W/Kg)	**0.022118**
SAR 1g (W/Kg)	**0.040394**

E. Z Axis Scan

Z (mm)	**0.00**	**4.00**	**8.00**	**12.00**	**16.00**
SAR (W/Kg)	**0.0743**	**0.0433**	**0.0258**	**0.0172**	**0.0137**

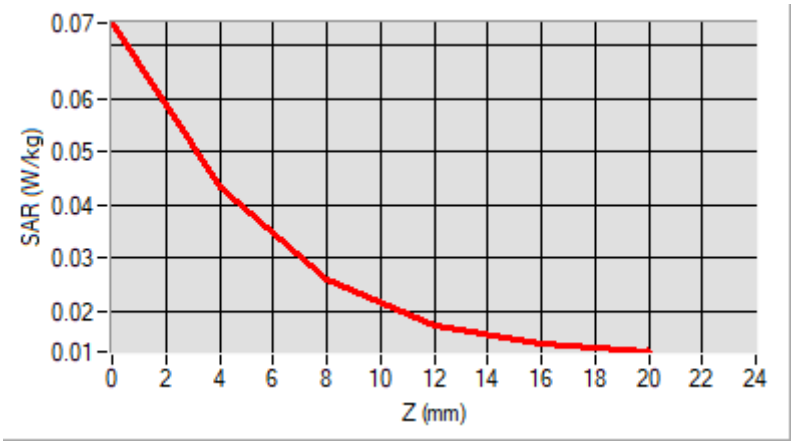

F. 3D Image

3D screen shot	**Hot spot position**
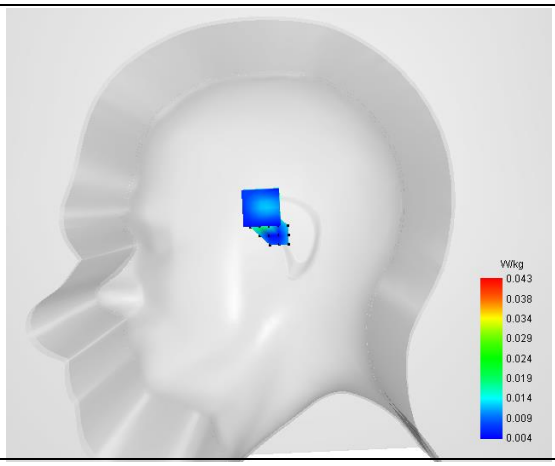	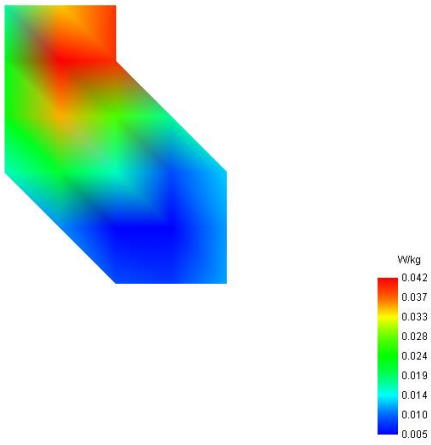

MEASUREMENT 9

Type: Measurement (Complete)
Date of measurement: 2023-10-27
Measurement duration: 12 minutes 3 seconds

A. Experimental conditions

Area Scan	dx=8mm dy=8mm
Zoom Scan	dx=5mm dy=5mm dz=4mm
Phantom	Left head
Device Position	Cheek
Band	LTE Band 4
Channels	QPSK, 20MHz, 1RB,High
Signal	Duty Cycle 1:1

B. SAR Measurement Results

Frequency (MHz)	1745.000000
Relative Permittivity (real part)	39.513275
Conductivity (S/m)	1.392987
Power Variation (%)	1.085600
Ambient Temperature	22.4
Liquid Temperature	22.4

C. SAR Surface and Volume

SURFACE SAR	VOLUME SAR
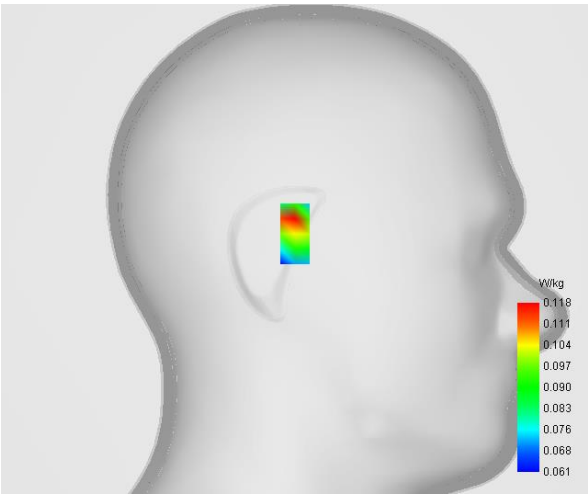	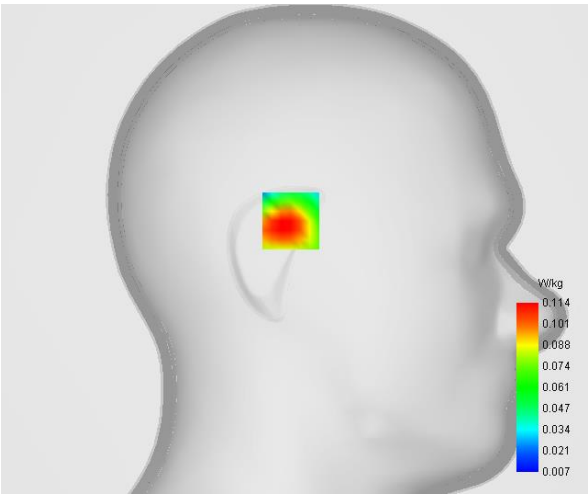

Maximum location: X=2.00, Y=15.00

D. SAR 1g & 10g

SAR 10g (W/Kg)	**0.063892**
SAR 1g (W/Kg)	**0.108184**

E. Z Axis Scan

Z (mm)	**0.00**	**4.00**	**8.00**	**12.00**	**16.00**
SAR (W/Kg)	**0.3575**	**0.1143**	**0.0637**	**0.0550**	**0.0302**

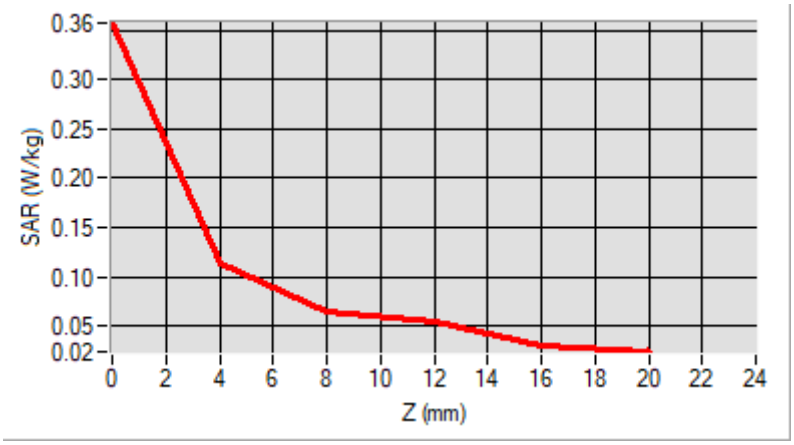

F. 3D Image

3D screen shot	**Hot spot position**
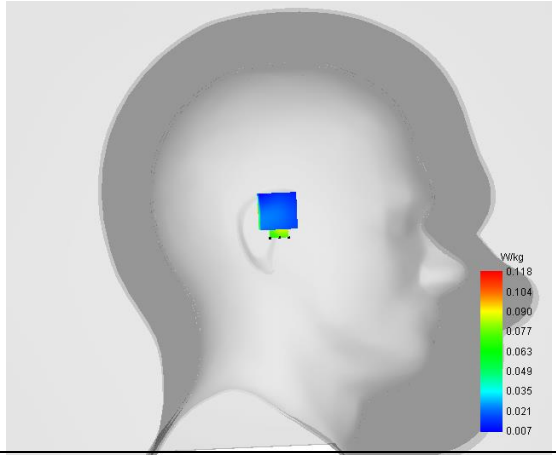	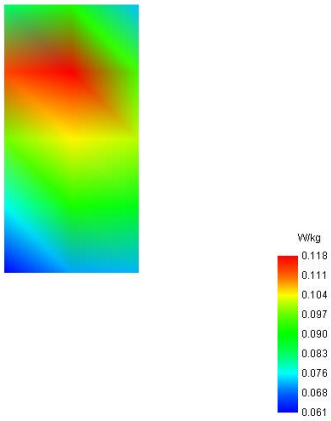

MEASUREMENT 10

Type: Measurement (Complete)
Date of measurement: 2023-10-26
Measurement duration: 12 minutes 3 seconds

A. Experimental conditions

Area Scan	dx=8mm dy=8mm
Zoom Scan	dx=5mm dy=5mm dz=4mm
Phantom	Right head
Device Position	Cheek
Band	LTE Band 5
Channels	QPSK, 10MHz, 1RB, High
Signal	Duty Cycle 1:1

B. SAR Measurement Results

Frequency (MHz)	844.000000
Relative Permittivity (real part)	40.832455
Conductivity (S/m)	0.891245
Power Variation (%)	-0.878500
Ambient Temperature	22.2
Liquid Temperature	22.2

C. SAR Surface and Volume

SURFACE SAR	VOLUME SAR
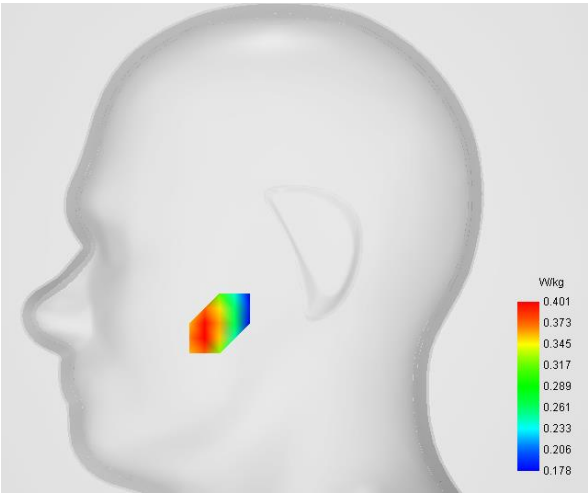	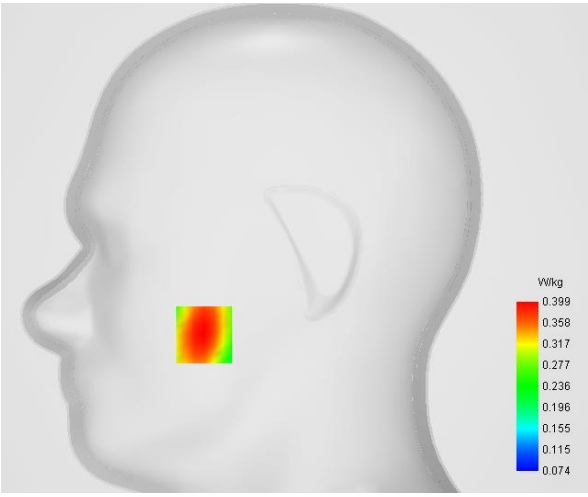

Maximum location: X=-48.00, Y=-46.00

D. SAR 1g & 10g

SAR 10g (W/Kg)	**0.274025**
SAR 1g (W/Kg)	**0.380598**

E. Z Axis Scan

Z (mm)	**0.00**	**4.00**	**8.00**	**12.00**	**16.00**
SAR (W/Kg)	**0.4958**	**0.3986**	**0.3211**	**0.2603**	**0.2124**

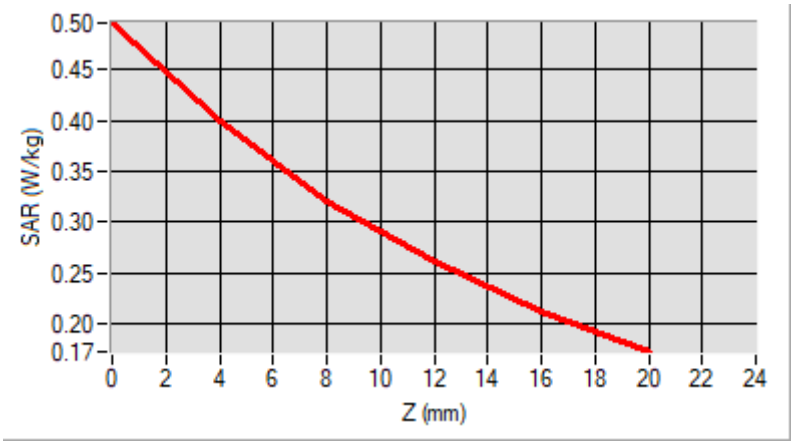

F. 3D Image

3D screen shot	**Hot spot position**
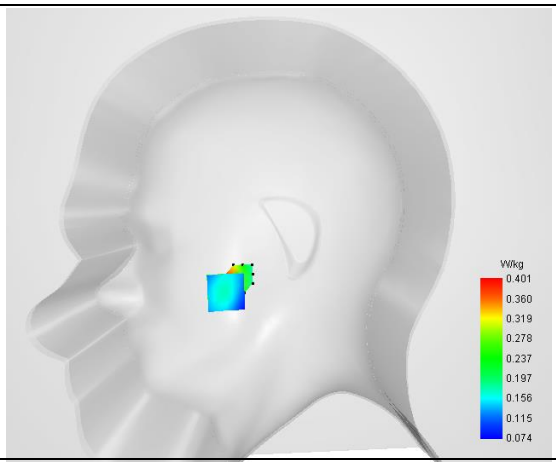	

MEASUREMENT 11

Type: Measurement (Complete)
Date of measurement: 2023-10-26
Measurement duration: 12 minutes 3 seconds

A. Experimental conditions

Area Scan	dx=8mm dy=8mm
Zoom Scan	dx=5mm dy=5mm dz=4mm
Phantom	Right head
Device Position	Cheek
Band	LTE Band 12
Channels	QPSK, 10MHz, 1RB, Middle
Signal	Duty Cycle 1:1

B. SAR Measurement Results

Frequency (MHz)	707.500000
Relative Permittivity (real part)	41.141566
Conductivity (S/m)	0.873182
Power Variation (%)	-1.785000
Ambient Temperature	22.2
Liquid Temperature	22.2

C. SAR Surface and Volume

SURFACE SAR	VOLUME SAR
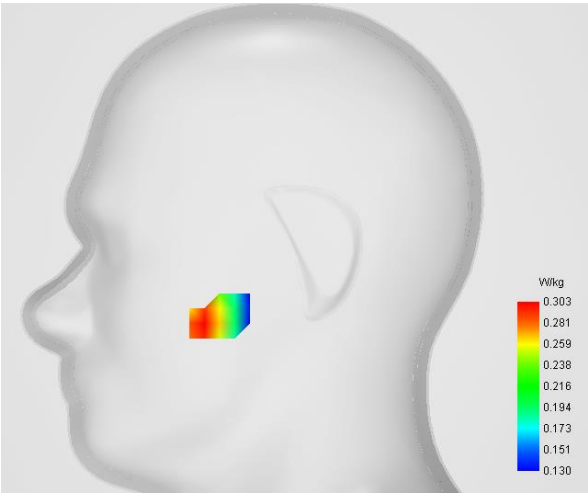	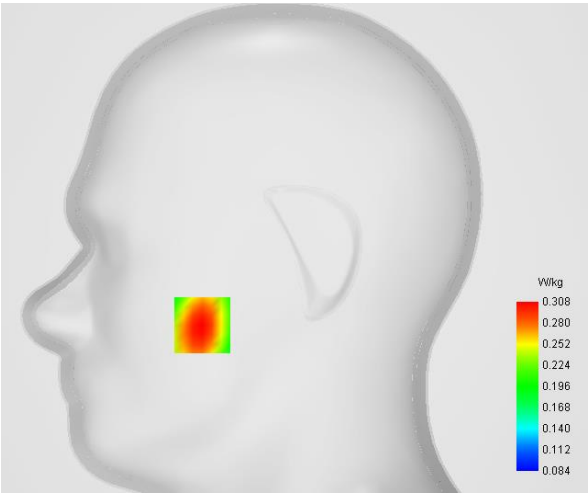

Maximum location: X=-49.00, Y=-41.00

D. SAR 1g & 10g

SAR 10g (W/Kg)	**0.223341**
SAR 1g (W/Kg)	**0.300130**

E. Z Axis Scan

Z (mm)	**0.00**	**4.00**	**8.00**	**12.00**	**16.00**
SAR (W/Kg)	**0.3707**	**0.3083**	**0.2566**	**0.2145**	**0.1799**

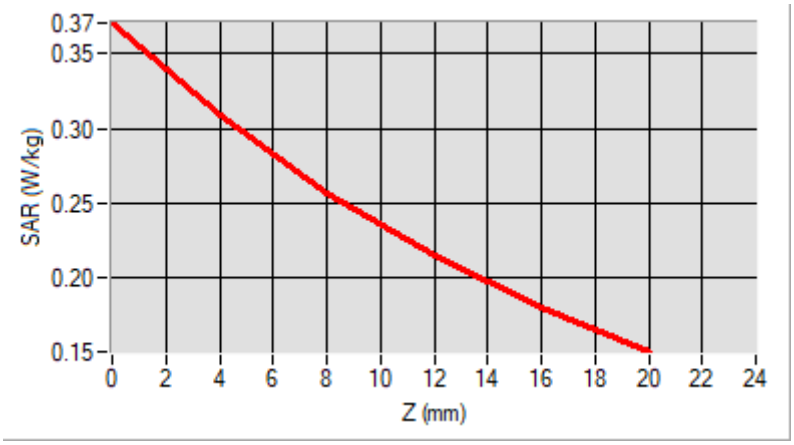

F. 3D Image

3D screen shot	**Hot spot position**
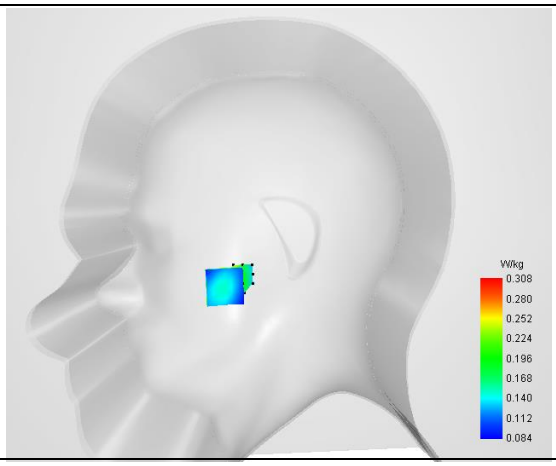	

MEASUREMENT 12

Type: Measurement (Complete)
Date of measurement: 2023-10-26
Measurement duration: 12 minutes 3 seconds

A. Experimental conditions

Area Scan	dx=8mm dy=8mm
Zoom Scan	dx=5mm dy=5mm dz=4mm
Phantom	Right head
Device Position	Cheek
Band	LTE Band 13
Channels	QPSK, 10MHz, 1RB, Middle
Signal	Duty Cycle 1:1

B. SAR Measurement Results

Frequency (MHz)	782.000000
Relative Permittivity (real part)	41.142624
Conductivity (S/m)	0.871925
Power Variation (%)	0.186991
Ambient Temperature	22.2
Liquid Temperature	22.2

C. SAR Surface and Volume

SURFACE SAR	VOLUME SAR
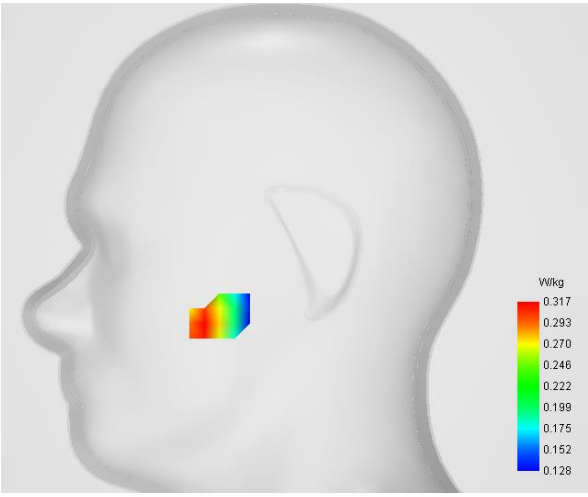	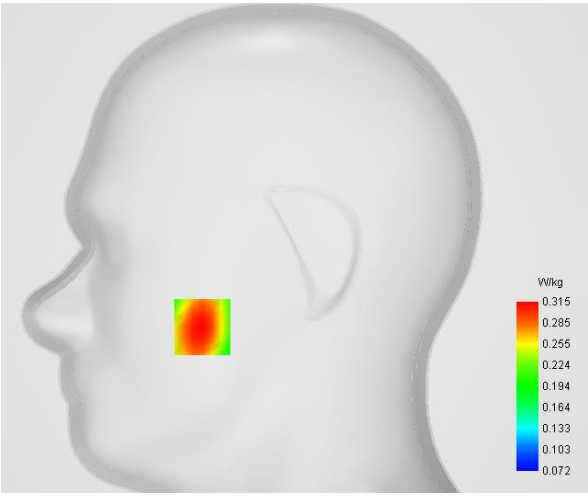

Maximum location: X=-49.00, Y=-42.00

D. SAR 1g & 10g

SAR 10g (W/Kg)	**0.220755**
SAR 1g (W/Kg)	**0.301139**

E. Z Axis Scan

Z (mm)	**0.00**	**4.00**	**8.00**	**12.00**	**16.00**
SAR (W/Kg)	**0.3911**	**0.3154**	**0.2559**	**0.2104**	**0.1754**

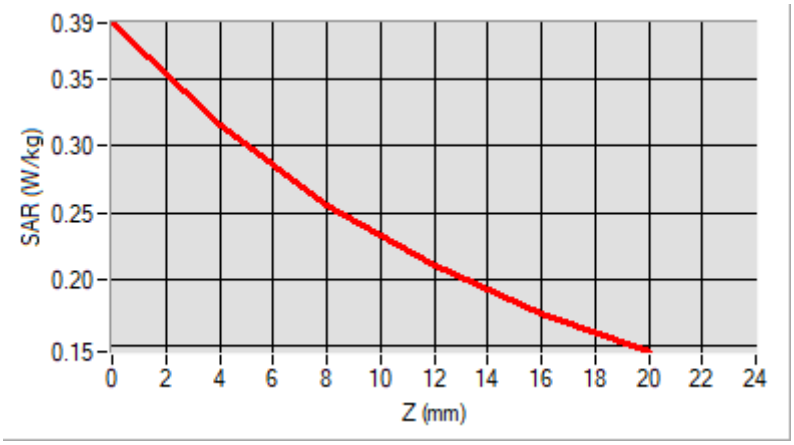

F. 3D Image

3D screen shot	**Hot spot position**
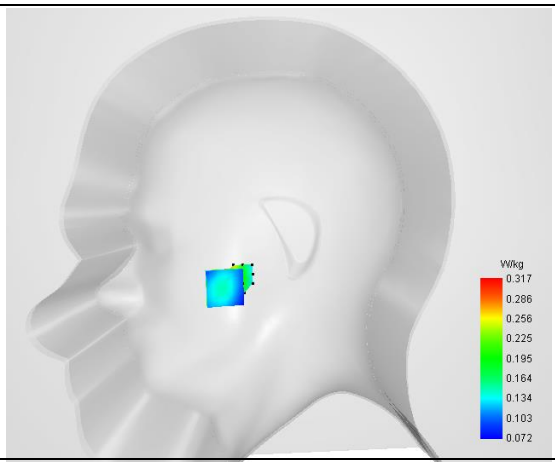	

MEASUREMENT 13

Type: Measurement (Complete)
Date of measurement: 2023-10-26
Measurement duration: 12 minutes 3 seconds

A. Experimental conditions

Area Scan	dx=8mm dy=8mm
Zoom Scan	dx=5mm dy=5mm dz=4mm
Phantom	Right head
Device Position	Cheek
Band	LTE Band 17
Channels	QPSK, 10MHz, 1RB, Low
Signal	Duty Cycle 1:1

B. SAR Measurement Results

Frequency (MHz)	709.000000
Relative Permittivity (real part)	41.143668
Conductivity (S/m)	0.872696
Power Variation (%)	-1.055800
Ambient Temperature	22.2
Liquid Temperature	22.2

C. SAR Surface and Volume

SURFACE SAR	VOLUME SAR
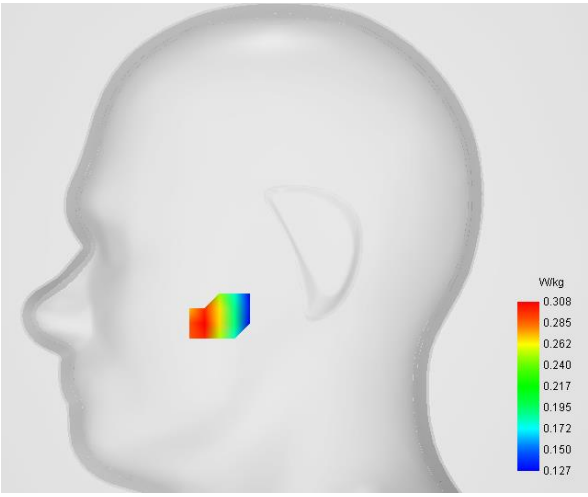	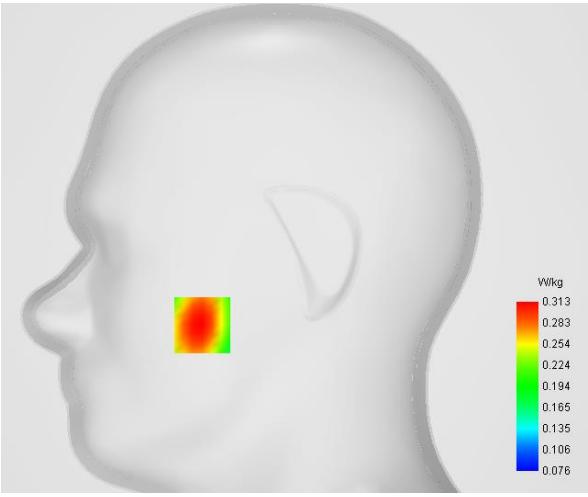

Maximum location: X=-49.00, Y=-41.00

D. SAR 1g & 10g

SAR 10g (W/Kg)	**0.228449**
SAR 1g (W/Kg)	**0.306244**

E. Z Axis Scan

Z (mm)	**0.00**	**4.00**	**8.00**	**12.00**	**16.00**
SAR (W/Kg)	**0.3794**	**0.3131**	**0.2594**	**0.2169**	**0.1828**

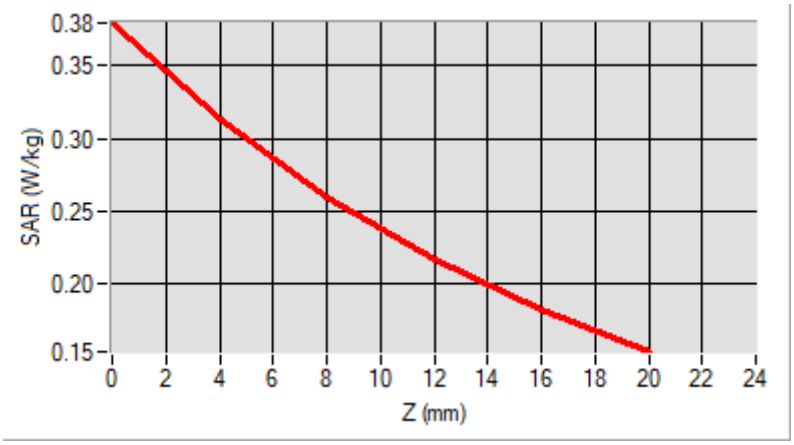

F. 3D Image

3D screen shot	**Hot spot position**
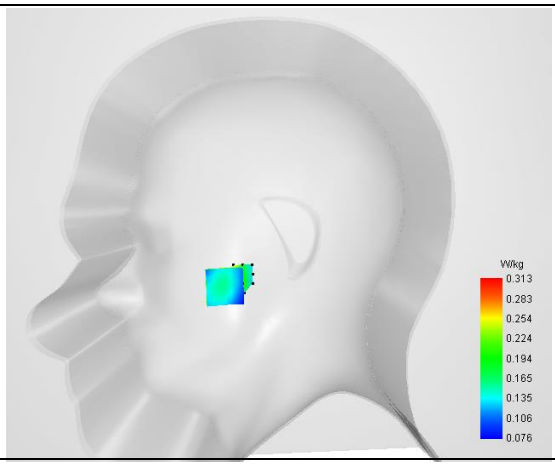	

MEASUREMENT 14

Type: Measurement (Complete)
Date of measurement: 2023-10-28
Measurement duration: 12 minutes 3 seconds

A. Experimental conditions

Area Scan	dx=8mm dy=8mm
Zoom Scan	dx=5mm dy=5mm dz=4mm
Phantom	Left head
Device Position	Cheek
Band	LTE Band 41
Channels	QPSK, 20MHz, 1RB, High
Signal	Duty Cycle 1:1

B. SAR Measurement Results

Frequency (MHz)	2680.000000
Relative Permittivity (real part)	39.642666
Conductivity (S/m)	1.931828
Power Variation (%)	0.116200
Ambient Temperature	22.3
Liquid Temperature	22.3

C. SAR Surface and Volume

SURFACE SAR	VOLUME SAR
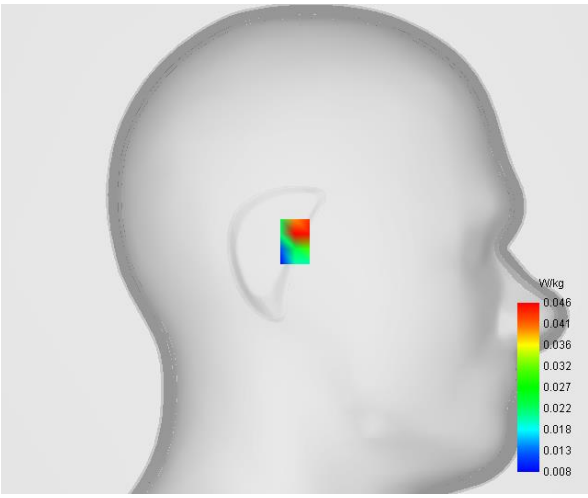	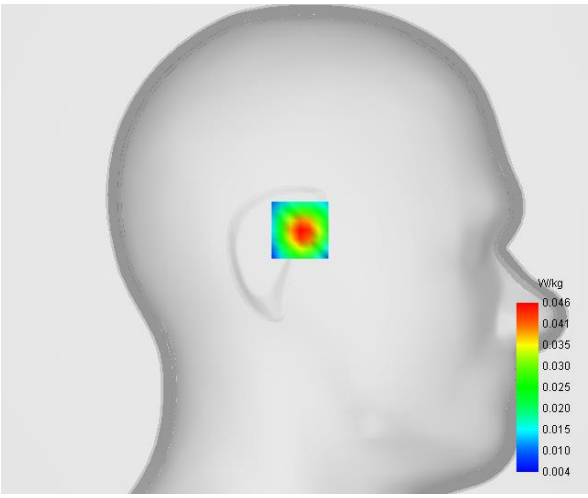

Maximum location: X=-3.00, Y=10.00

D. SAR 1g & 10g

SAR 10g (W/Kg)	**0.022533**
SAR 1g (W/Kg)	**0.043173**

E. Z Axis Scan

Z (mm)	**0.00**	**4.00**	**8.00**	**12.00**	**16.00**
SAR (W/Kg)	**0.0874**	**0.0459**	**0.0241**	**0.0146**	**0.0116**

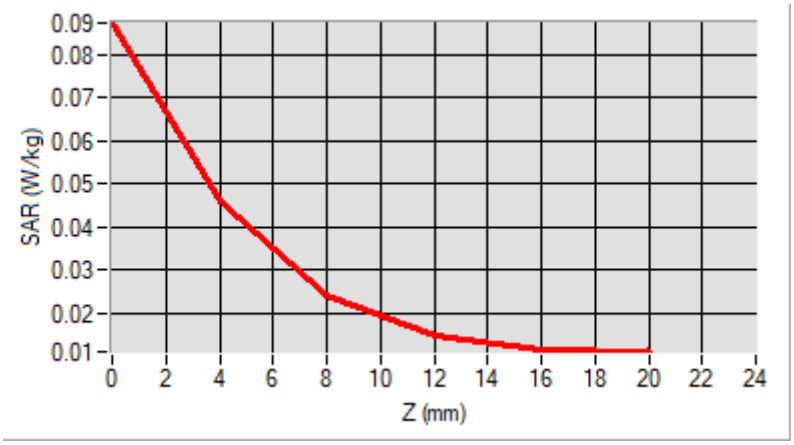

F. 3D Image

3D screen shot	**Hot spot position**
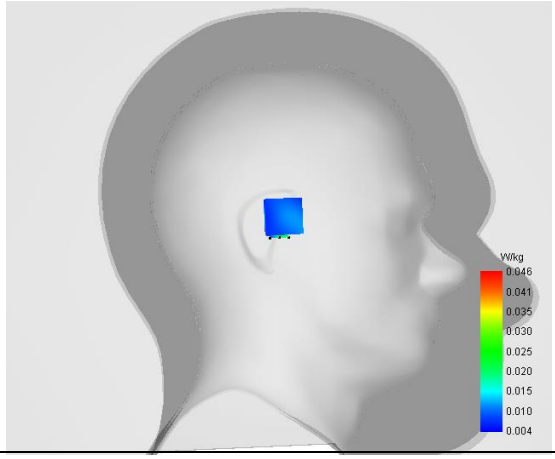	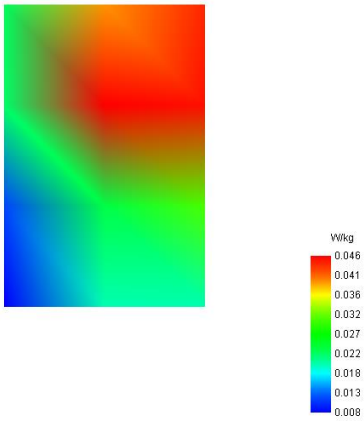

MEASUREMENT 15

Type: Measurement (Complete)
Date of measurement: 2023-10-27
Measurement duration: 12 minutes 3 seconds

A. Experimental conditions

Area Scan	dx=8mm dy=8mm
Zoom Scan	dx=5mm dy=5mm dz=4mm
Phantom	Left head
Device Position	Cheek
Band	LTE Band 66
Channels	QPSK, 20MHz, 1RB, Middle
Signal	Duty Cycle 1:1

B. SAR Measurement Results

Frequency (MHz)	1745.000000
Relative Permittivity (real part)	39.513275
Conductivity (S/m)	1.392987
Power Variation (%)	0.186990
Ambient Temperature	22.4
Liquid Temperature	22.4

C. SAR Surface and Volume

SURFACE SAR	VOLUME SAR
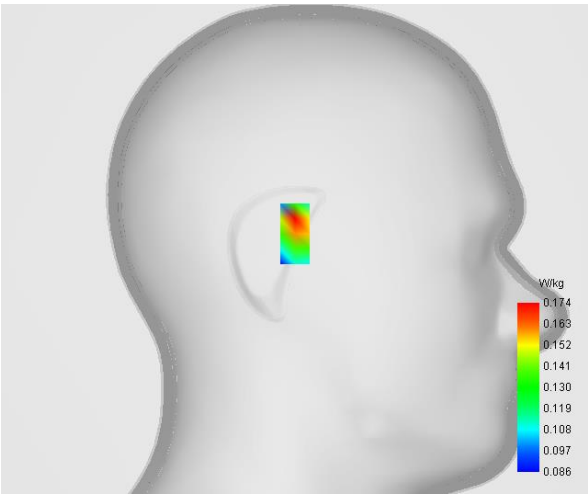	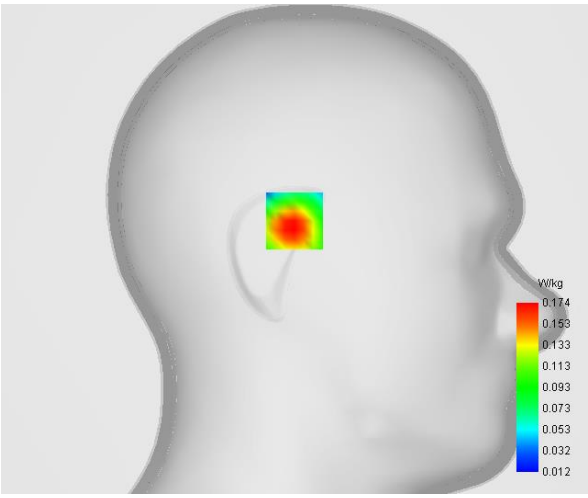

Maximum location: X=0.00, Y=15.00

D. SAR 1g & 10g

SAR 10g (W/Kg)	**0.094470**
SAR 1g (W/Kg)	**0.163081**

E. Z Axis Scan

Z (mm)	**0.00**	**4.00**	**8.00**	**12.00**	**16.00**
SAR (W/Kg)	**0.4649**	**0.1737**	**0.0995**	**0.0792**	**0.0480**

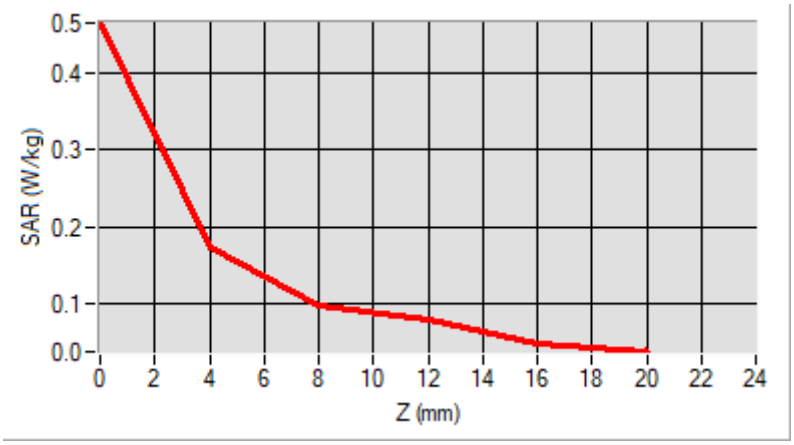

F. 3D Image

3D screen shot	**Hot spot position**
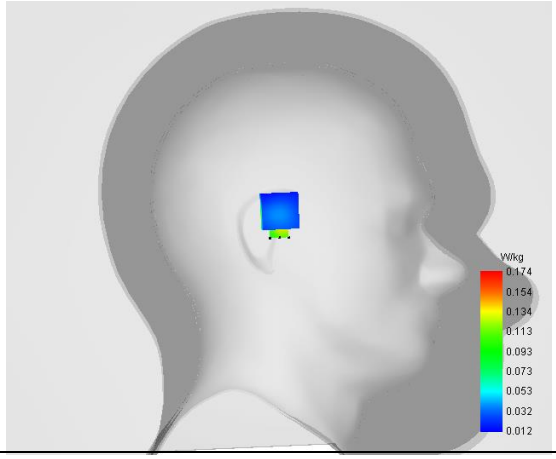	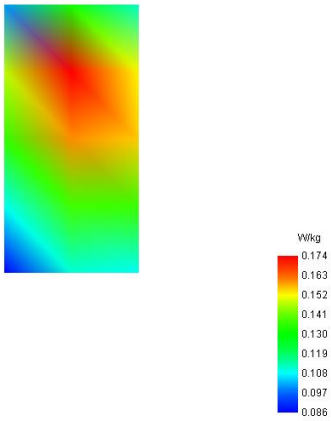

MEASUREMENT 16

Type: Measurement (Complete)
Date of measurement: 2023-10-26
Measurement duration: 12 minutes 3 seconds

A. Experimental conditions

Area Scan	dx=8mm dy=8mm
Zoom Scan	dx=5mm dy=5mm dz=4mm
Phantom	Right head
Device Position	Cheek
Band	LTE Band 71
Channels	QPSK, 20MHz, 1RB, Low
Signal	Duty Cycle 1:1

B. SAR Measurement Results

Frequency (MHz)	673.000000
Relative Permittivity (real part)	41.143425
Conductivity (S/m)	0.871419
Power Variation (%)	-1.192800
Ambient Temperature	22.2
Liquid Temperature	22.2

C. SAR Surface and Volume

SURFACE SAR	VOLUME SAR
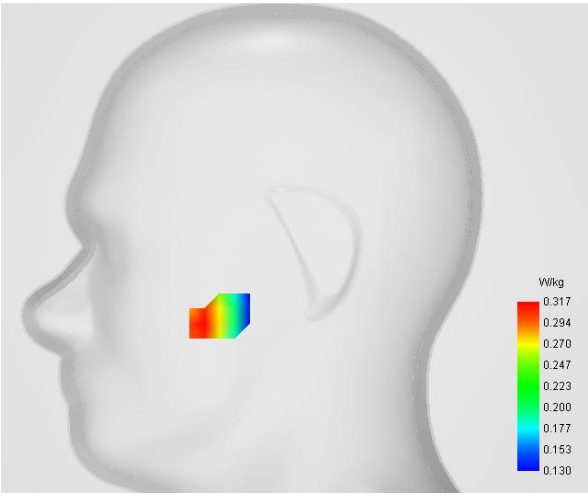	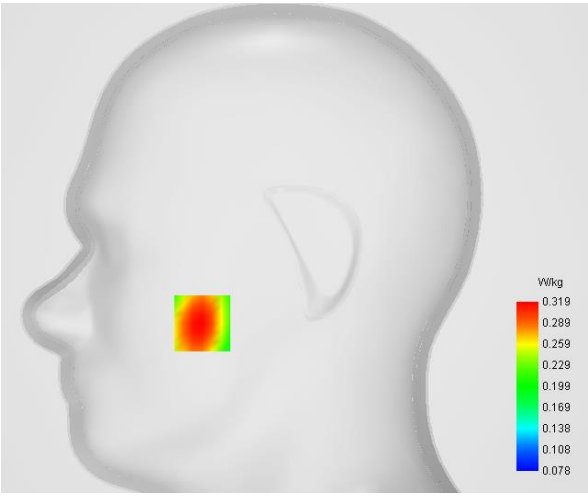

Maximum location: X=-49.00, Y=-40.00

D. SAR 1g & 10g

SAR 10g (W/Kg)	**0.232889**
SAR 1g (W/Kg)	**0.311737**

E. Z Axis Scan

Z (mm)	**0.00**	**4.00**	**8.00**	**12.00**	**16.00**
SAR (W/Kg)	**0.3908**	**0.3189**	**0.2624**	**0.2194**	**0.1864**

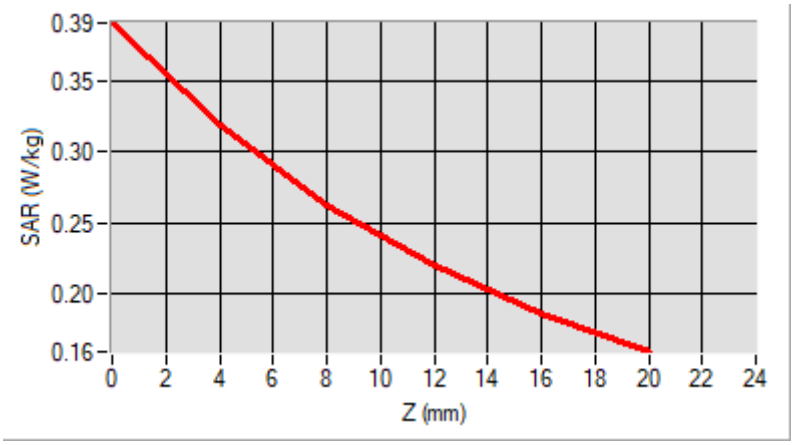

F. 3D Image

3D screen shot	**Hot spot position**
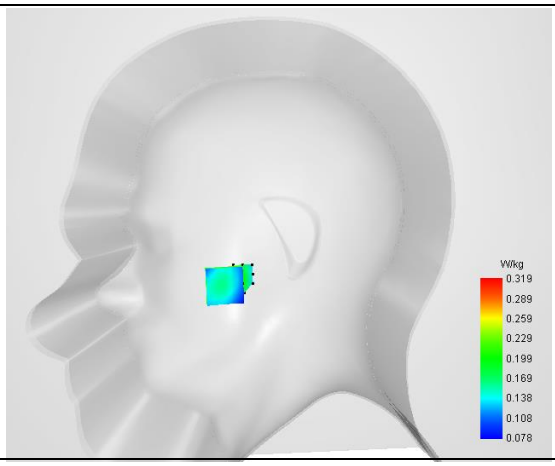	

MEASUREMENT 17

Type: Measurement (Complete)
Date of measurement: 2023-10-28
Measurement duration: 12 minutes 3 seconds

A. Experimental conditions

Area Scan	dx=8mm dy=8mm
Zoom Scan	dx=5mm dy=5mm dz=4mm
Phantom	Left head
Device Position	Cheek
Band	WiFi_802.11b
Channels	Low
Signal	Duty Cycle 1:1

B. SAR Measurement Results

Frequency (MHz)	2412.000000
Relative Permittivity (real part)	39.642301
Conductivity (S/m)	1.931638
Power Variation (%)	-1.963800
Ambient Temperature	22.3
Liquid Temperature	22.3

C. SAR Surface and Volume

SURFACE SAR	VOLUME SAR
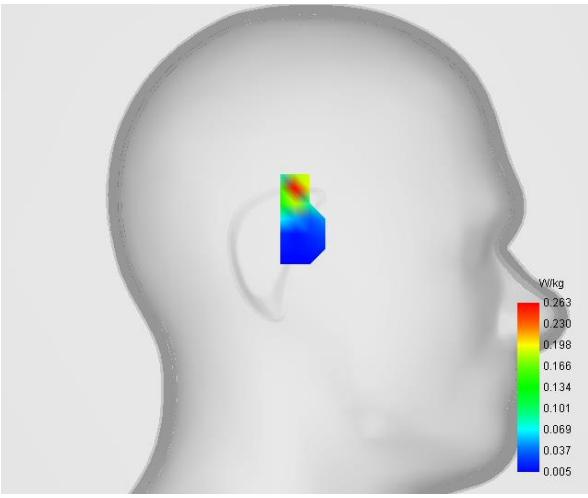	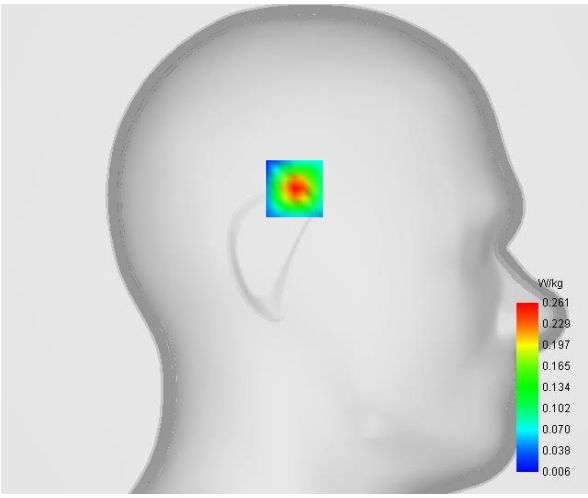

Maximum location: X=0.00, Y=32.00

D. SAR 1g & 10g

SAR 10g (W/Kg)	**0.094630**
SAR 1g (W/Kg)	**0.229816**

E. Z Axis Scan

Z (mm)	**0.00**	**4.00**	**8.00**	**12.00**	**16.00**
SAR (W/Kg)	**0.4895**	**0.2609**	**0.1296**	**0.0604**	**0.0267**

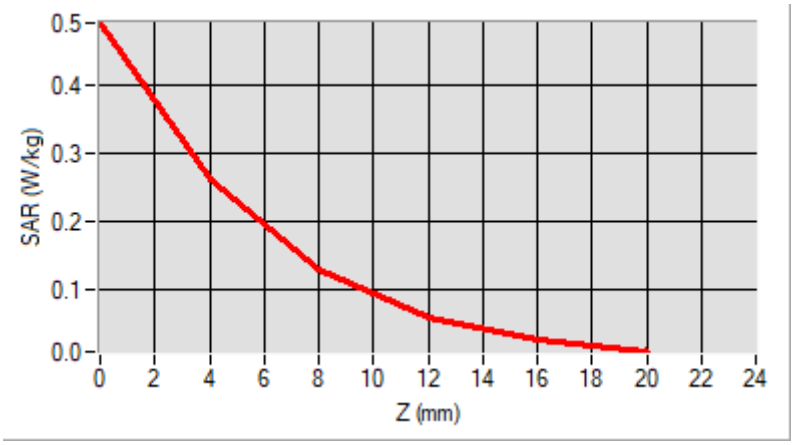

F. 3D Image

3D screen shot	**Hot spot position**
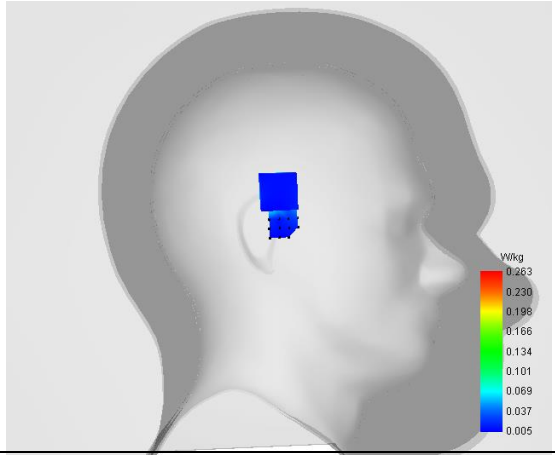	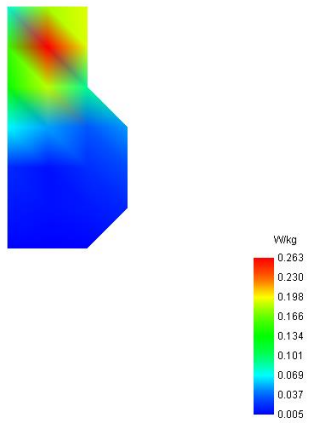

MEASUREMENT 18

Type: Measurement (Complete)
Date of measurement: 2023-10-29
Measurement duration: 12 minutes 3 seconds

A. Experimental conditions

Area Scan	dx=8mm dy=8mm
Zoom Scan	dx=4mm dy=4mm dz=2mm
Phantom	Left Head
Device Position	Cheek
Band	WiFi(5.2GHz)_802.11a
Channels	High
Signal	Duty Cycle: 1:1

B. SAR Measurement Results

Frequency (MHz)	5240.000000
Relative Permittivity (real part)	36.223869
Conductivity (S/m)	4.641611
Power Variation (%)	-1.156800
Ambient Temperature	22.5
Liquid Temperature	22.5

C. SAR Surface and Volume

SURFACE SAR	VOLUME SAR
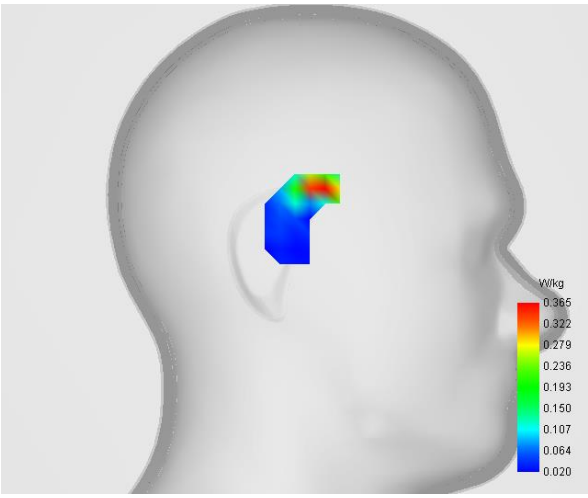	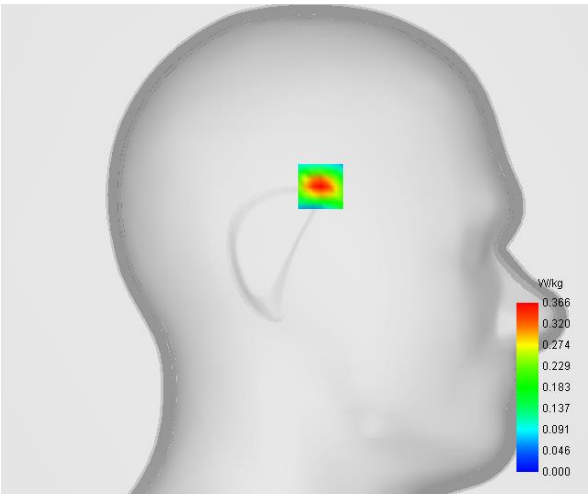

Maximum location: X=-14.00, Y=33.00

D. SAR 1g & 10g

SAR 10g (W/Kg)	**0.138414**
SAR 1g (W/Kg)	**0.426550**

E. Z Axis Scan

Z (mm)	**0.00**	**2.00**	**4.00**	**6.00**	**8.00**	**10.00**	**12.00**	**14.00**	**16.00**
SAR (W/Kg)	**0.8220**	**0.3659**	**0.1213**	**0.0262**	**0.0025**	**0.0163**	**0.0003**	**0.0093**	**0.0151**

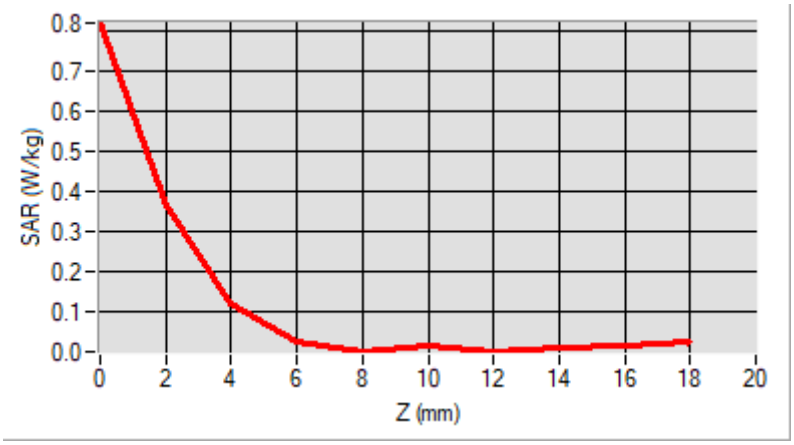

F. 3D Image

3D screen shot	**Hot spot position**
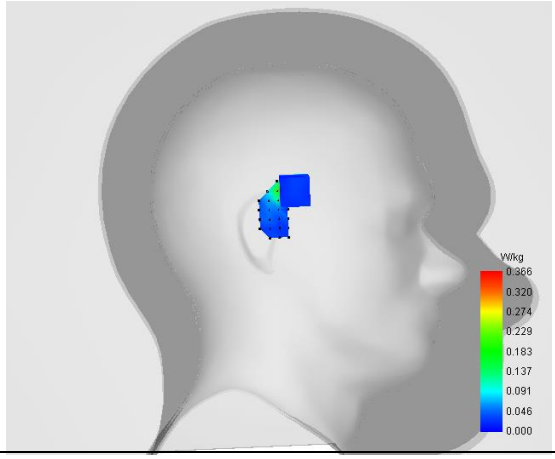	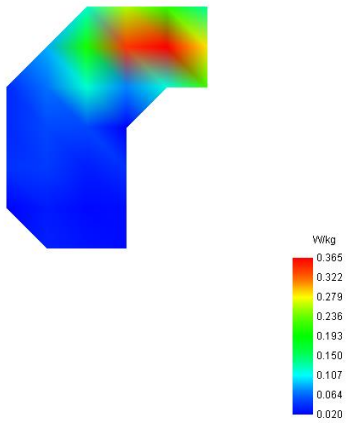

MEASUREMENT 19

Type: Measurement (Complete)
Date of measurement: 2023-10-29
Measurement duration: 12 minutes 3 seconds

A. Experimental conditions

Area Scan	dx=8mm dy=8mm
Zoom Scan	dx=4mm dy=4mm dz=2mm
Phantom	Left Head
Device Position	Cheek
Band	WiFi(5.3GHz)_ 802.11a
Channels	Low
Signal	Duty Cycle: 1:1

B. SAR Measurement Results

Frequency (MHz)	5260.000000
Relative Permittivity (real part)	36.222839
Conductivity (S/m)	4.641926
Power Variation (%)	0.466800
Ambient Temperature	22.5
Liquid Temperature	22.5

C. SAR Surface and Volume

SURFACE SAR	VOLUME SAR
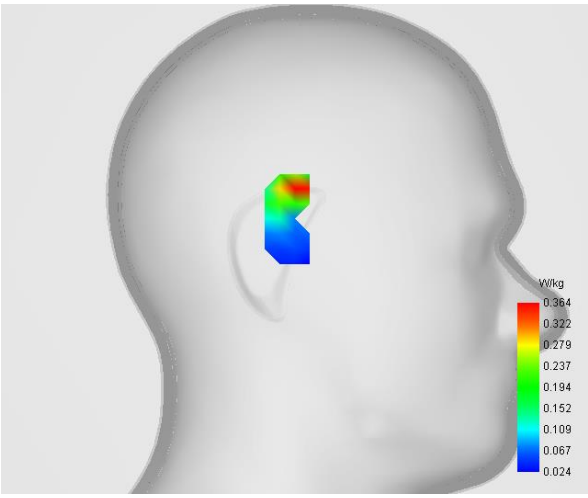	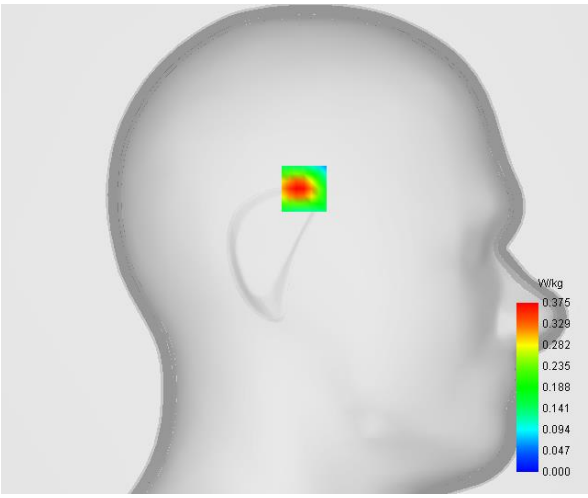

Maximum location: X=-5.00, Y=32.00

D. SAR 1g & 10g

SAR 10g (W/Kg)	**0.151776**
SAR 1g (W/Kg)	**0.434220**

E. Z Axis Scan

Z (mm)	0.00	2.00	4.00	6.00	8.00	10.00	12.00	14.00	16.00
SAR (W/Kg)	0.8127	0.3754	0.1310	0.0353	0.0128	0.0004	0.0021	0.0012	0.0089

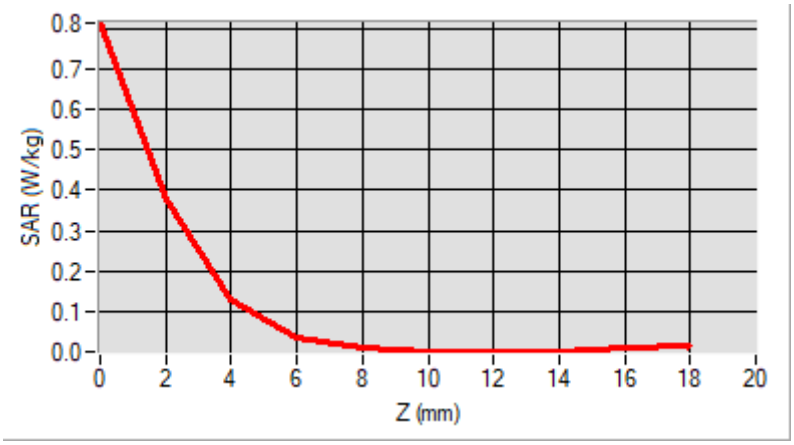

F. 3D Image

3D screen shot	Hot spot position
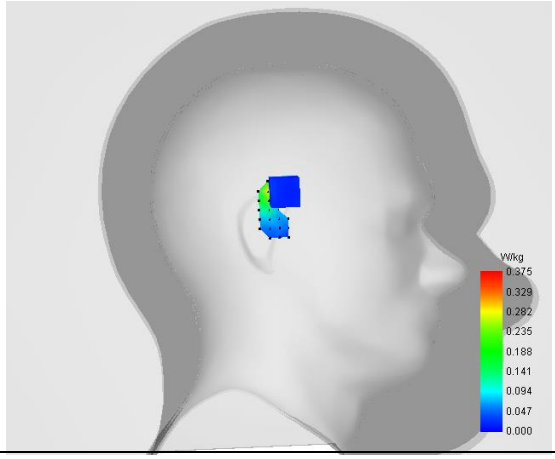	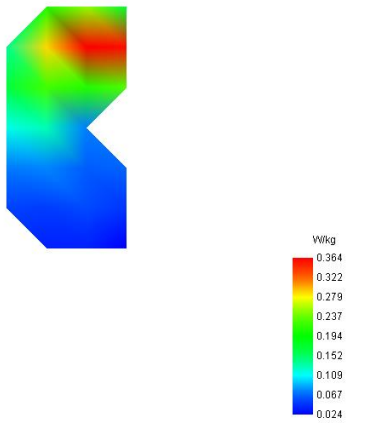

MEASUREMENT 20

Type: Measurement (Complete)
Date of measurement: 2023-10-30
Measurement duration: 12 minutes 21 seconds

A. Experimental conditions

Area Scan	dx=8mm dy=8mm
Zoom Scan	dx=4mm dy=4mm dz=2mm
Phantom	Left Head
Device Position	Cheek
Band	WiFi(5.6GHz)_ 802.11a
Channels	High
Signal	Duty Cycle: 1:1

B. SAR Measurement Results

Frequency (MHz)	5700.000000
Relative Permittivity (real part)	36.632963
Conductivity (S/m)	5.112781
Power Variation (%)	-1.848600
Ambient Temperature	22.3
Liquid Temperature	22.3

C. SAR Surface and Volume

SURFACE SAR	VOLUME SAR
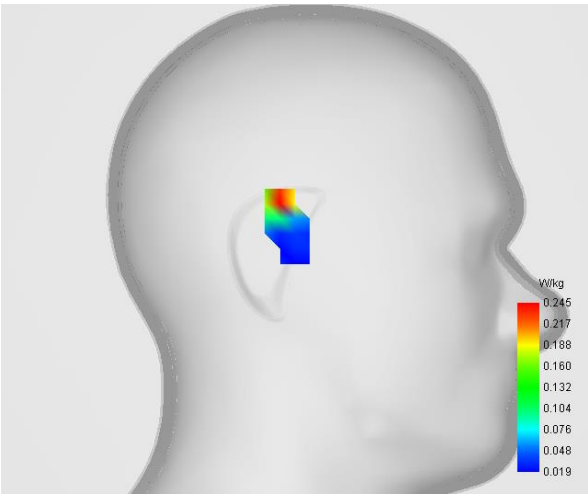	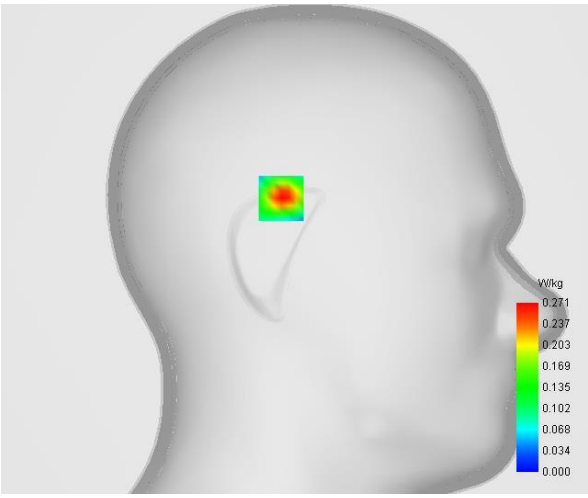

Maximum location: X=7.00, Y=27.00

D. SAR 1g & 10g

SAR 10g (W/Kg)	**0.108177**
SAR 1g (W/Kg)	**0.332278**

E. Z Axis Scan

Z (mm)	**0.00**	**2.00**	**4.00**	**6.00**	**8.00**	**10.00**	**12.00**	**14.00**	**16.00**
SAR (W/Kg)	**0.6235**	**0.2710**	**0.0809**	**0.0129**	**0.0001**	**0.0046**	**0.0029**	**0.0141**	**0.0131**

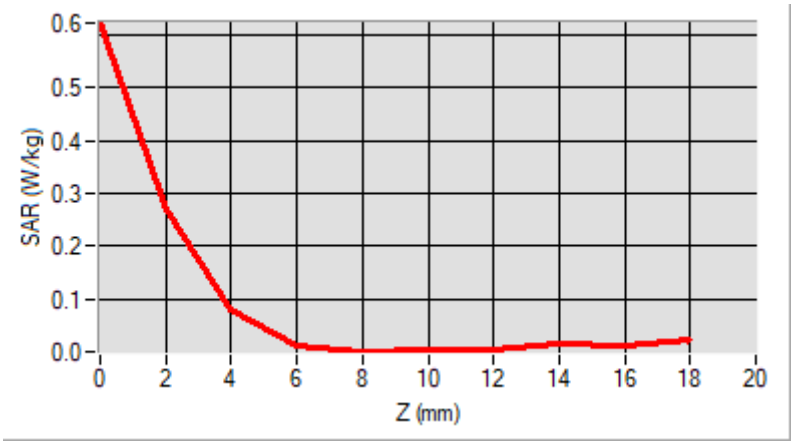

F. 3D Image

3D screen shot	**Hot spot position**
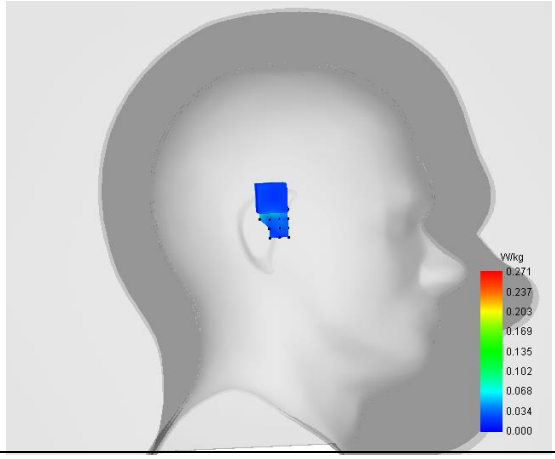	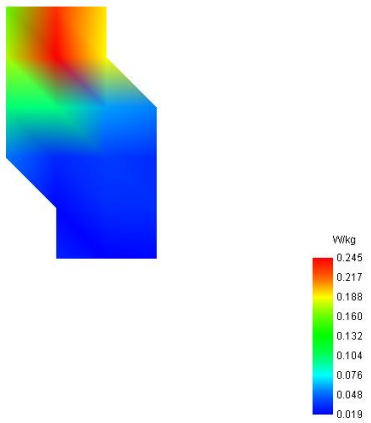

MEASUREMENT 21

Type: Measurement (Complete)
Date of measurement: 2023-10-30
Measurement duration: 12 minutes 21 seconds

A. Experimental conditions

Area Scan	dx=8mm dy=8mm
Zoom Scan	dx=4mm dy=4mm dz=2mm
Phantom	Left Head
Device Position	Cheek
Band	WiFi(5.8GHz)_ 802.11a
Channels	Middle
Signal	Duty Cycle: 1:1

B. SAR Measurement Results

Frequency (MHz)	5785.000000
Relative Permittivity (real part)	36.742273
Conductivity (S/m)	5.283836
Power Variation (%)	-1.296800
Ambient Temperature	22.3
Liquid Temperature	22.3

C. SAR Surface and Volume

SURFACE SAR	VOLUME SAR
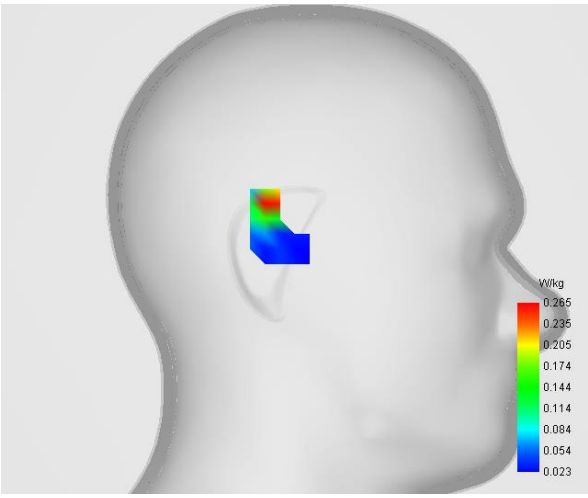	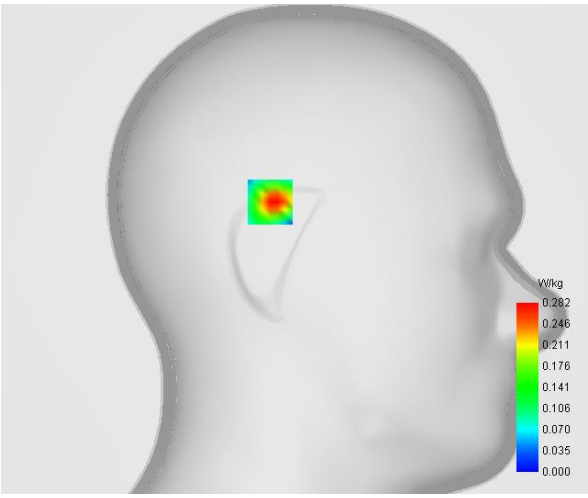

Maximum location: X=13.00, Y=25.00

D. SAR 1g & 10g

SAR 10g (W/Kg)	**0.114836**
SAR 1g (W/Kg)	**0.353524**

E. Z Axis Scan

Z (mm)	**0.00**	**2.00**	**4.00**	**6.00**	**8.00**	**10.00**	**12.00**	**14.00**	**16.00**
SAR (W/Kg)	**0.6422**	**0.2817**	**0.0740**	**0.0102**	**0.0099**	**0.0049**	**0.0075**	**0.0142**	**0.0276**

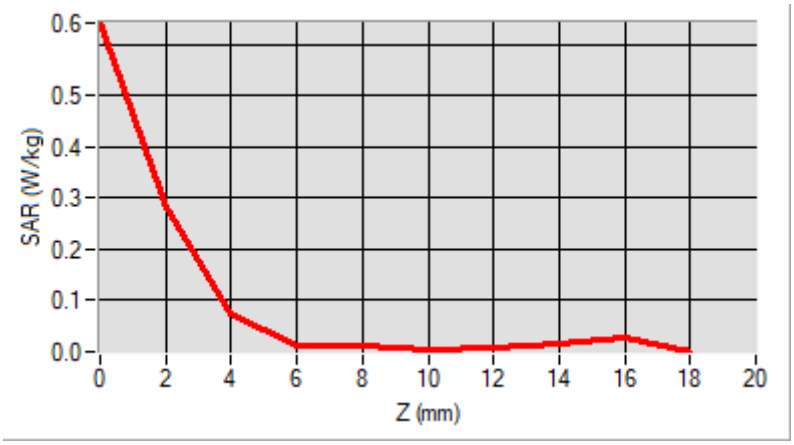

F. 3D Image

3D screen shot	**Hot spot position**
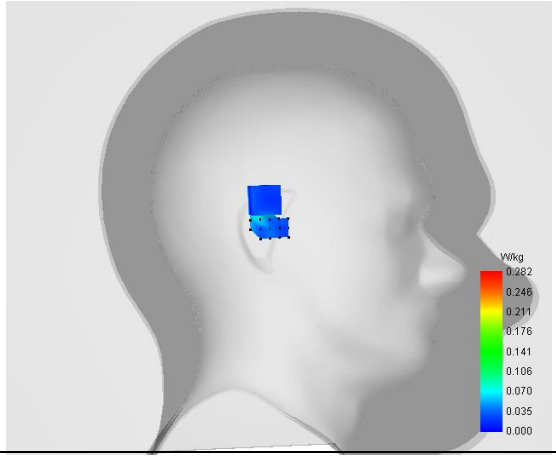	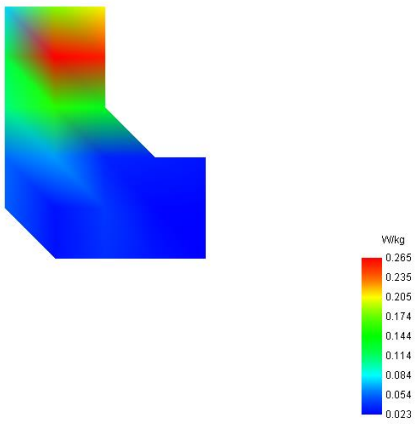

MEASUREMENT 22

Type: Measurement (Complete)
Date of measurement: 2023-10-26
Measurement duration: 12 minutes 3 seconds

A. Experimental conditions

Area Scan	dx=8mm dy=8mm
Zoom Scan	dx=5mm dy=5mm dz=4mm
Phantom	Flat Plane
Device Position	Back
Band	GSM850
Channels	Low
Signal	TDMA (Crest factor: 8.0)

B. SAR Measurement Results

Frequency (MHz)	824.200000
Relative Permittivity (real part)	40.832245
Conductivity (S/m)	0.891245
Power Variation (%)	0.721472
Ambient Temperature	22.2
Liquid Temperature	22.2

C. SAR Surface and Volume

SURFACE SAR	VOLUME SAR
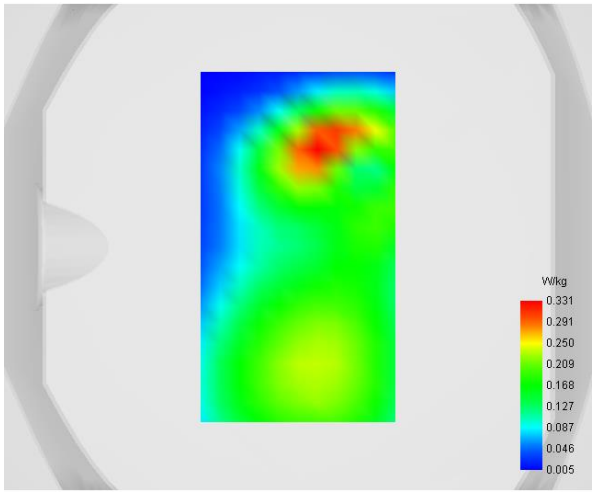	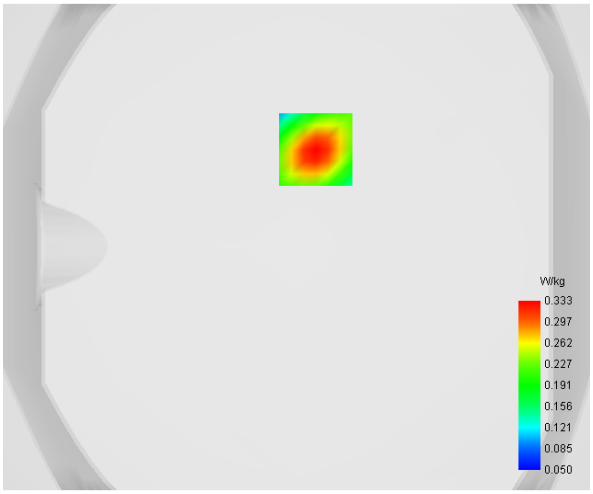

Maximum location: X=8.00, Y=40.00

D. SAR 1g & 10g

SAR 10g (W/Kg)	**0.187753**
SAR 1g (W/Kg)	**0.308918**

E. Z Axis Scan

Z (mm)	**0.00**	**4.00**	**8.00**	**12.00**	**16.00**
SAR (W/Kg)	**0.4796**	**0.3326**	**0.2299**	**0.1608**	**0.1147**

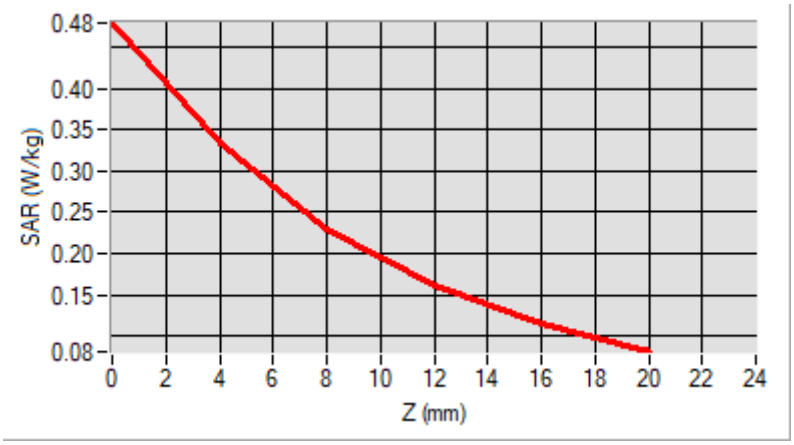

F. 3D Image

3D screen shot	**Hot spot position**
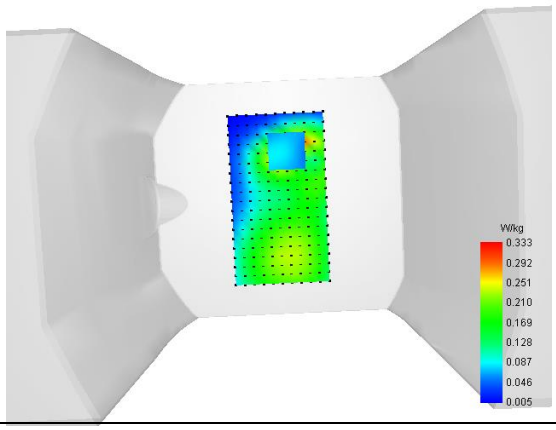	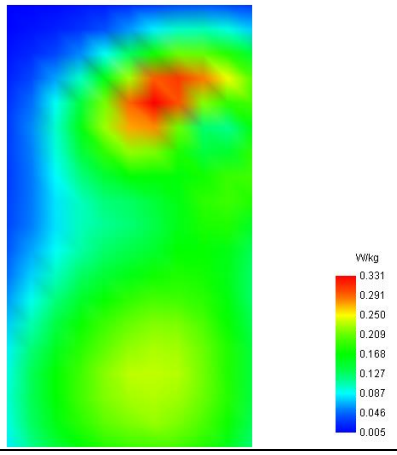

MEASUREMENT 23

Type: Measurement (Complete)
Date of measurement: 2023-10-27
Measurement duration: 12 minutes 3 seconds

A. Experimental conditions

Area Scan	dx=8mm dy=8mm
Zoom Scan	dx=5mm dy=5mm dz=4mm
Phantom	Flat Plane
Device Position	Back
Band	GSM1900
Channels	High
Signal	TDMA (Crest factor: 8.0)

B. SAR Measurement Results

Frequency (MHz)	1909.800000
Relative Permittivity (real part)	39.112245
Conductivity (S/m)	1.392081
Power Variation (%)	-1.174100
Ambient Temperature	22.4
Liquid Temperature	22.4

C. SAR Surface and Volume

SURFACE SAR	VOLUME SAR
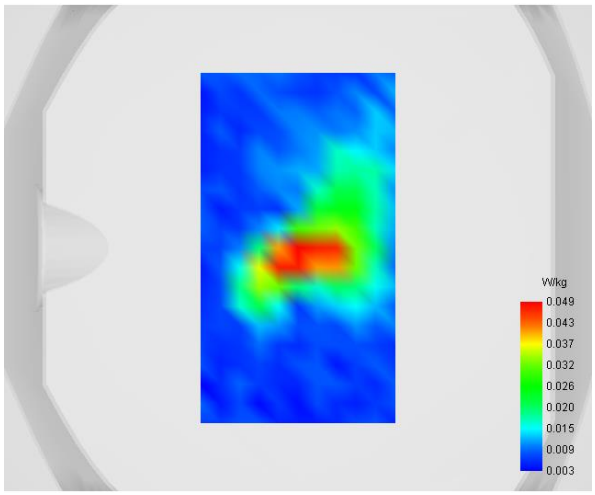	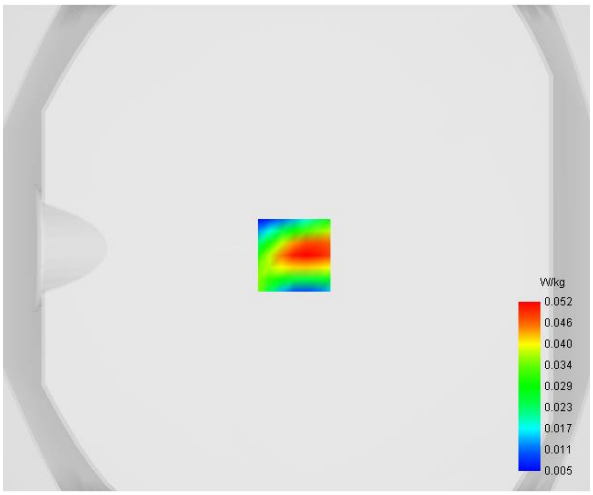

Maximum location: X=-1.00, Y=-3.00

D. SAR 1g & 10g

SAR 10g (W/Kg)	**0.024718**
SAR 1g (W/Kg)	**0.048833**

E. Z Axis Scan

Z (mm)	**0.00**	**4.00**	**8.00**	**12.00**	**16.00**
SAR (W/Kg)	**0.1612**	**0.0519**	**0.0233**	**0.0170**	**0.0086**

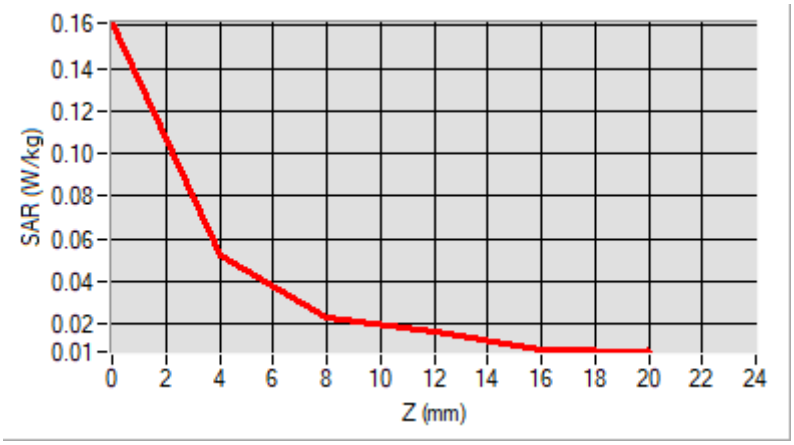

F. 3D Image

3D screen shot	**Hot spot position**
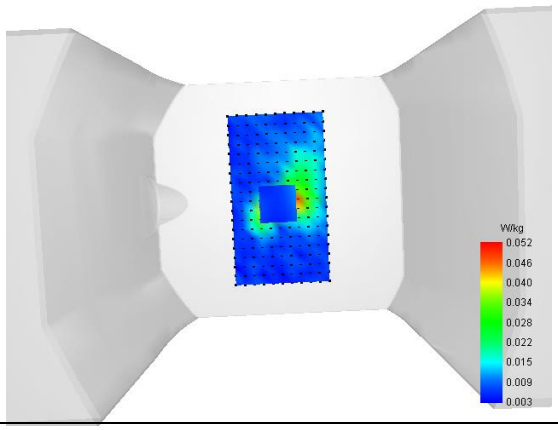	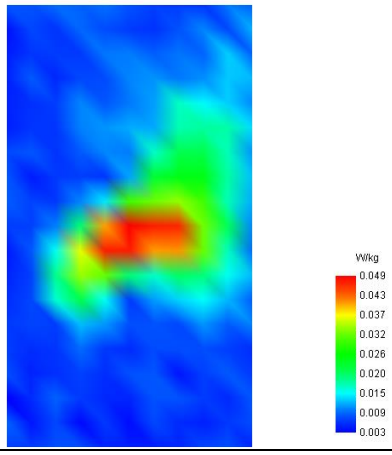

MEASUREMENT 24/43

Type: Measurement (Complete)
Date of measurement: 2023-10-27
Measurement duration: 12 minutes 3 seconds

A. Experimental conditions

Area Scan	dx=8mm dy=8mm
Zoom Scan	dx=5mm dy=5mm dz=4mm
Phantom	Flat Plane
Device Position	Back
Band	WCDMA1900_RMC
Channels	Low
Signal	Duty Cycle 1:1

B. SAR Measurement Results

Frequency (MHz)	1852.400000
Relative Permittivity (real part)	39.111248
Conductivity (S/m)	1.393607
Power Variation (%)	-0.477500
Ambient Temperature	22.4
Liquid Temperature	22.4

C. SAR Surface and Volume

SURFACE SAR	VOLUME SAR
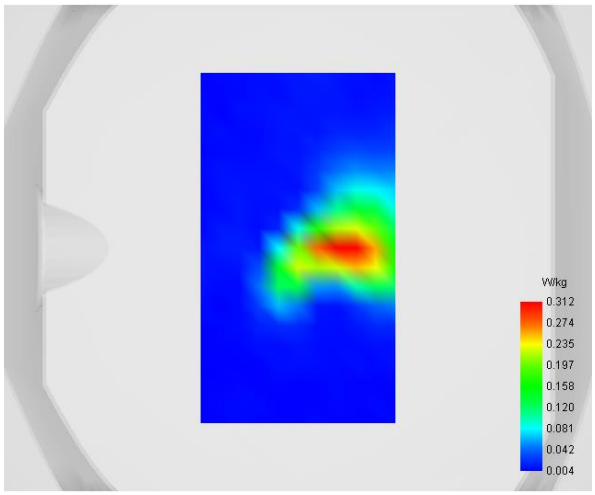	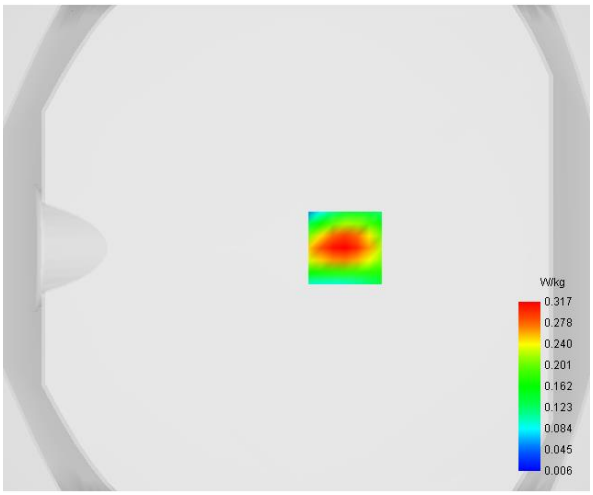

Maximum location: X=20.00, Y=0.00

D. SAR 1g & 10g

SAR 10g (W/Kg)	**0.155288**
SAR 1g (W/Kg)	**0.289284**

E. Z Axis Scan

Z (mm)	**0.00**	**4.00**	**8.00**	**12.00**	**16.00**
SAR (W/Kg)	**0.4658**	**0.3173**	**0.2114**	**0.1382**	**0.0881**

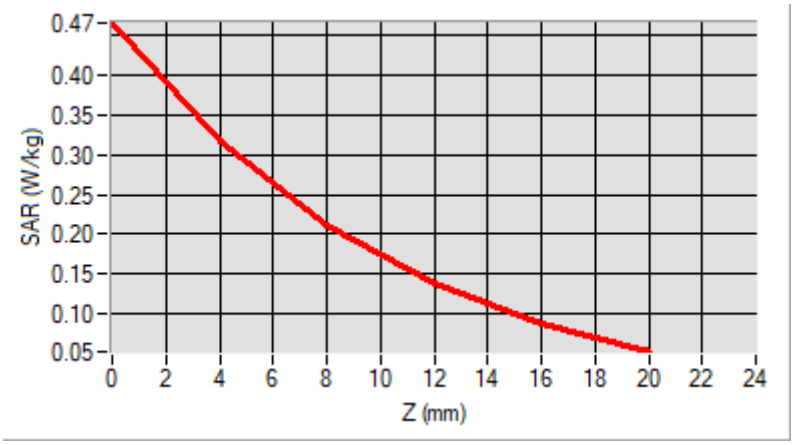

F. 3D Image

3D screen shot	**Hot spot position**
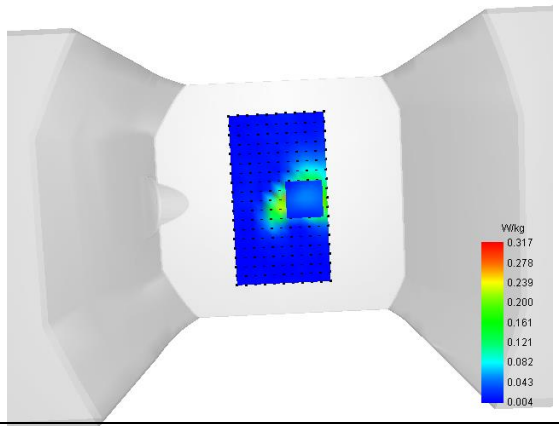	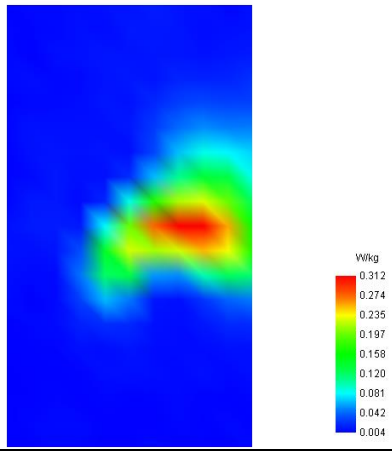

MEASUREMENT 25/44

Type: Measurement (Complete)
Date of measurement: 2023-10-27
Measurement duration: 12 minutes 3 seconds

A. Experimental conditions

Area Scan	dx=8mm dy=8mm
Zoom Scan	dx=5mm dy=5mm dz=4mm
Phantom	Flat Plane
Device Position	Back
Band	WCDMA1700_RMC
Channels	High
Signal	Duty Cycle 1:1

B. SAR Measurement Results

Frequency (MHz)	1752.600000
Relative Permittivity (real part)	39.512475
Conductivity (S/m)	1.393607
Power Variation (%)	0.504423
Ambient Temperature	22.4
Liquid Temperature	22.4

C. SAR Surface and Volume

SURFACE SAR	VOLUME SAR
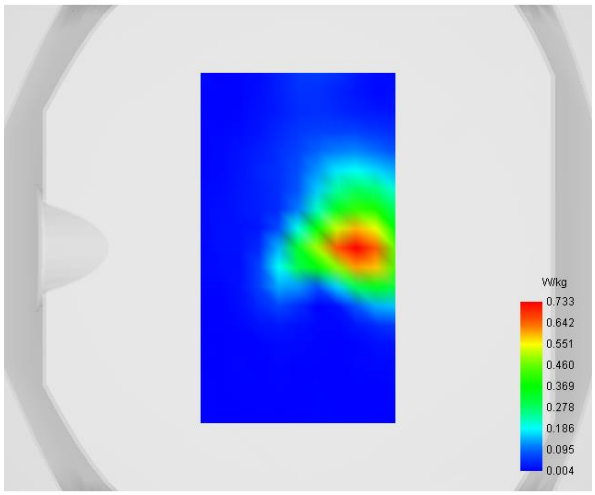	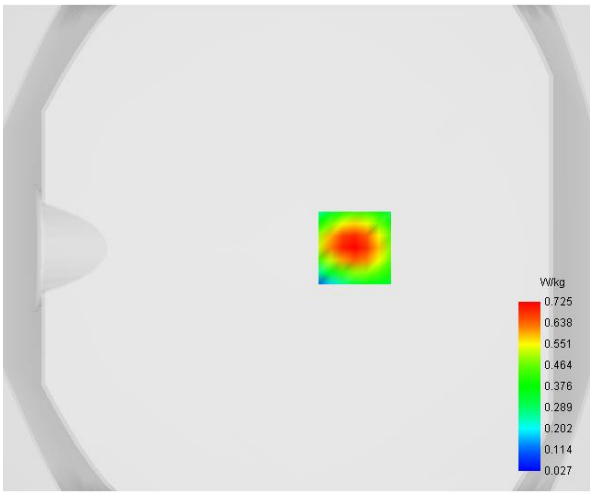

Maximum location: X=24.00, Y=0.00

D. SAR 1g & 10g

SAR 10g (W/Kg)	**0.388053**
SAR 1g (W/Kg)	**0.669294**

E. Z Axis Scan

Z (mm)	**0.00**	**4.00**	**8.00**	**12.00**	**16.00**
SAR (W/Kg)	**1.0061**	**0.7255**	**0.5157**	**0.3627**	**0.2515**

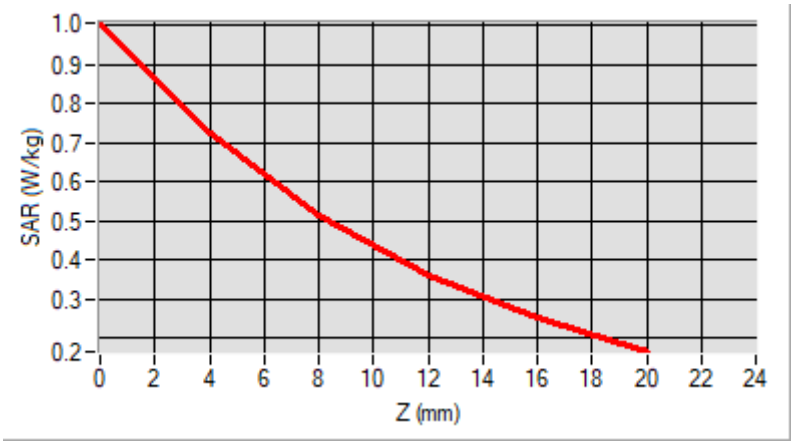

F. 3D Image

3D screen shot	**Hot spot position**
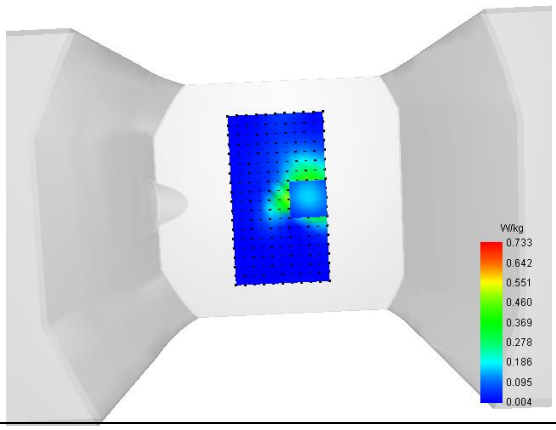	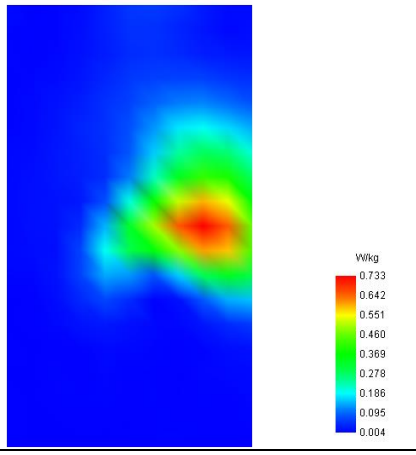

MEASUREMENT 26/45

Type: Measurement (Complete)
Date of measurement: 2023-10-26
Measurement duration: 12 minutes 3 seconds

A. Experimental conditions

Area Scan	dx=8mm dy=8mm
Zoom Scan	dx=5mm dy=5mm dz=4mm
Phantom	Flat Plane
Device Position	Back
Band	WCDMA850_RMC
Channels	High
Signal	Duty Cycle 1:1

B. SAR Measurement Results

Frequency (MHz)	846.600000
Relative Permittivity (real part)	40.833245
Conductivity (S/m)	0.891245
Power Variation (%)	-1.239800
Ambient Temperature	22.2
Liquid Temperature	22.2

C. SAR Surface and Volume

SURFACE SAR	VOLUME SAR
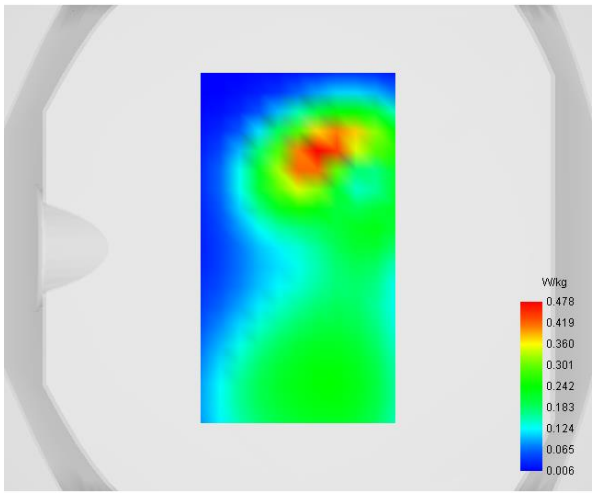	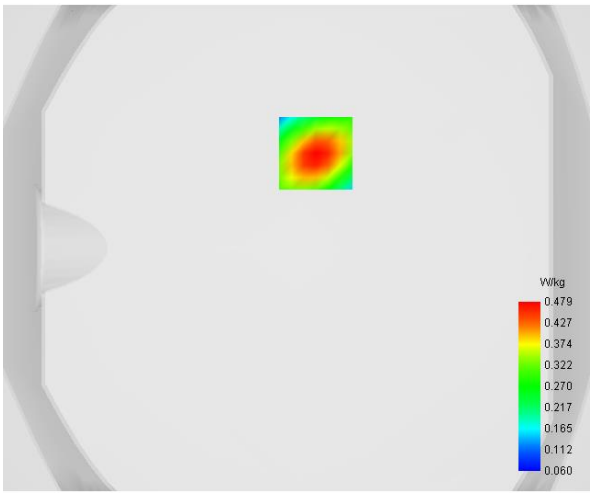

Maximum location: X=8.00, Y=39.00

D. SAR 1g & 10g

SAR 10g (W/Kg)	**0.272408**
SAR 1g (W/Kg)	**0.445261**

E. Z Axis Scan

Z (mm)	**0.00**	**4.00**	**8.00**	**12.00**	**16.00**
SAR (W/Kg)	**0.6861**	**0.4792**	**0.3347**	**0.2379**	**0.1734**

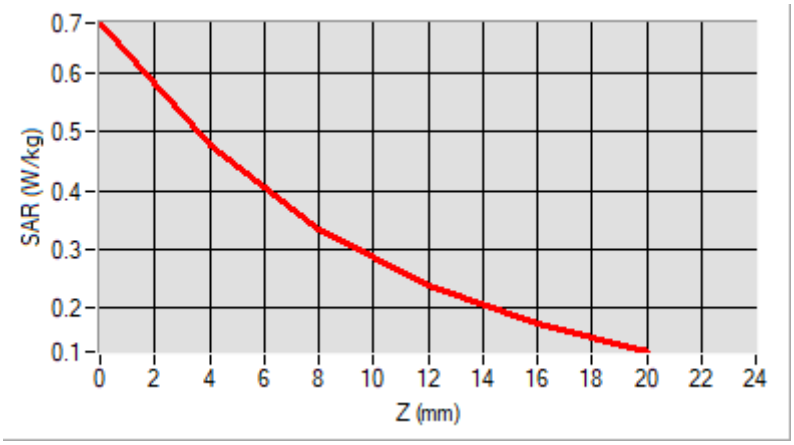

F. 3D Image

3D screen shot	**Hot spot position**
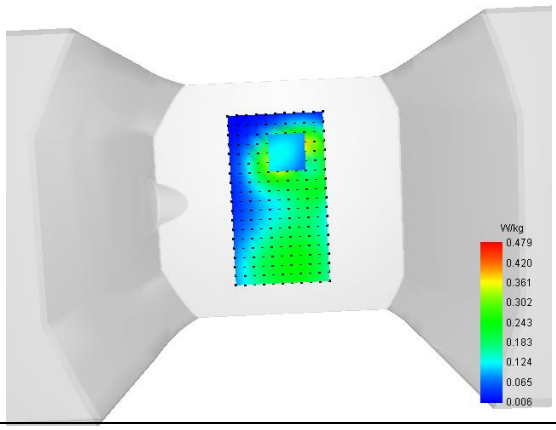	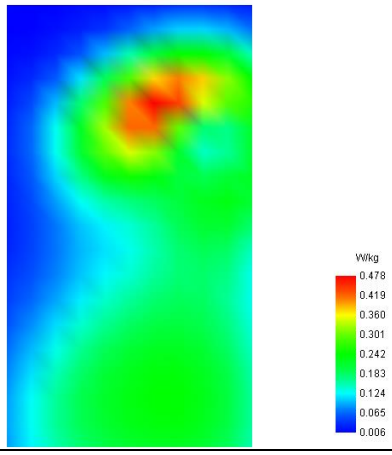

MEASUREMENT 27/46

Type: Measurement (Complete)
Date of measurement: 2023-10-27
Measurement duration: 12 minutes 3 seconds

A. Experimental conditions

Area Scan	dx=8mm dy=8mm
Zoom Scan	dx=5mm dy=5mm dz=4mm
Phantom	Flat Plane
Device Position	Back
Band	LTE Band 2
Channels	QPSK, 20MHz, 1RB, Middle
Signal	Duty Cycle 1:1

B. SAR Measurement Results

Frequency (MHz)	1860.000000
Relative Permittivity (real part)	39.111461
Conductivity (S/m)	1.392369
Power Variation (%)	-0.194700
Ambient Temperature	22.4
Liquid Temperature	22.4

C. SAR Surface and Volume

SURFACE SAR	VOLUME SAR
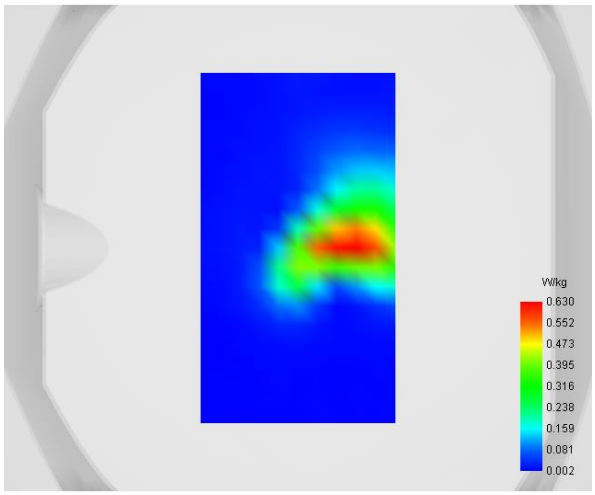	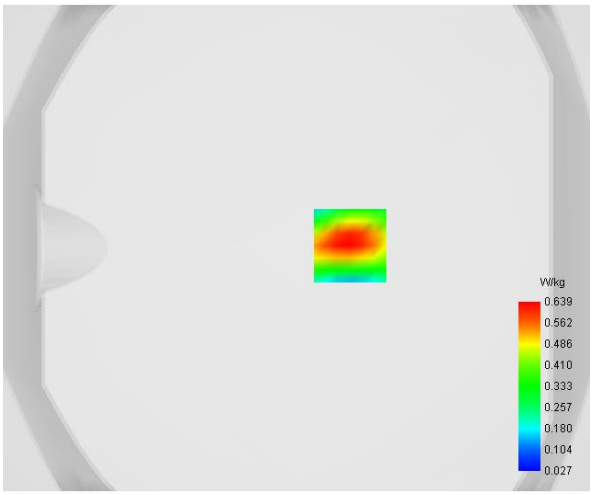

Maximum location: X=22.00, Y=1.00

D. SAR 1g & 10g

SAR 10g (W/Kg)	**0.321115**
SAR 1g (W/Kg)	**0.591574**

E. Z Axis Scan

Z (mm)	**0.00**	**4.00**	**8.00**	**12.00**	**16.00**
SAR (W/Kg)	**0.9613**	**0.6389**	**0.4181**	**0.2726**	**0.1779**

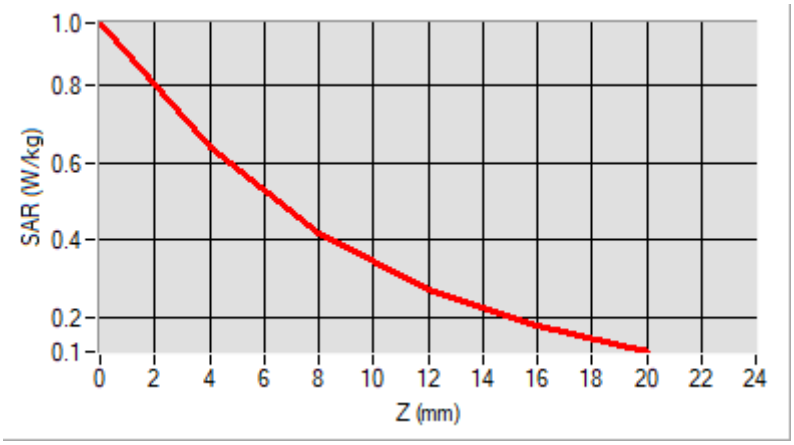

F. 3D Image

3D screen shot	**Hot spot position**
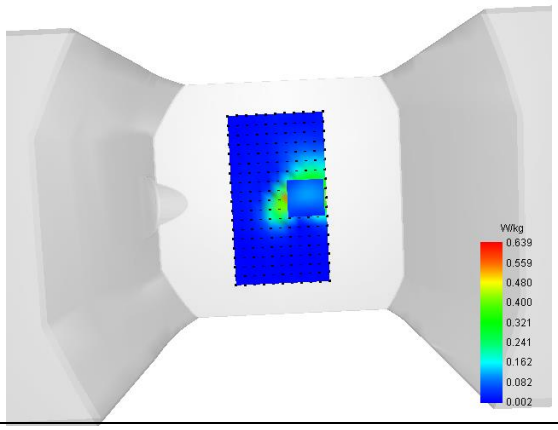	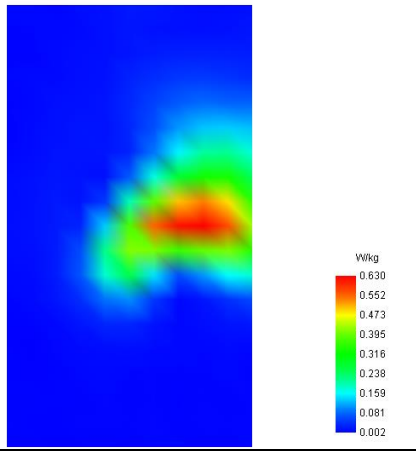

MEASUREMENT 28/47

Type: Measurement (Complete)
Date of measurement: 2023-10-27
Measurement duration: 12 minutes 3 seconds

A. Experimental conditions

Area Scan	dx=8mm dy=8mm
Zoom Scan	dx=5mm dy=5mm dz=4mm
Phantom	Flat Plane
Device Position	Back
Band	LTE Band 4
Channels	QPSK, 20MHz, 1RB, Middle
Signal	Duty Cycle 1:1

B. SAR Measurement Results

Frequency (MHz)	1732.500000
Relative Permittivity (real part)	39.513275
Conductivity (S/m)	1.391987
Power Variation (%)	-0.866400
Ambient Temperature	22.4
Liquid Temperature	22.4

C. SAR Surface and Volume

SURFACE SAR	VOLUME SAR
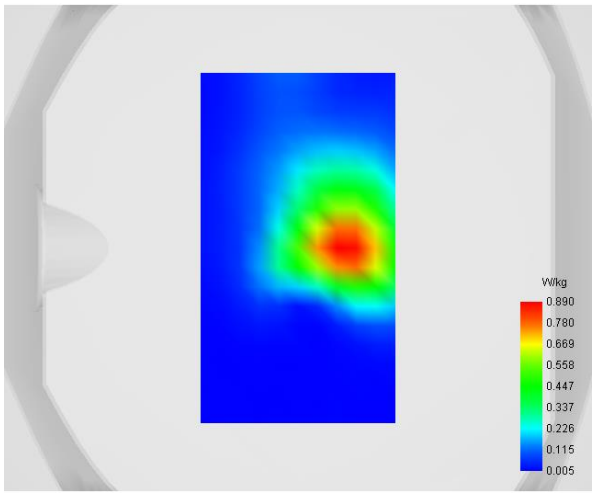	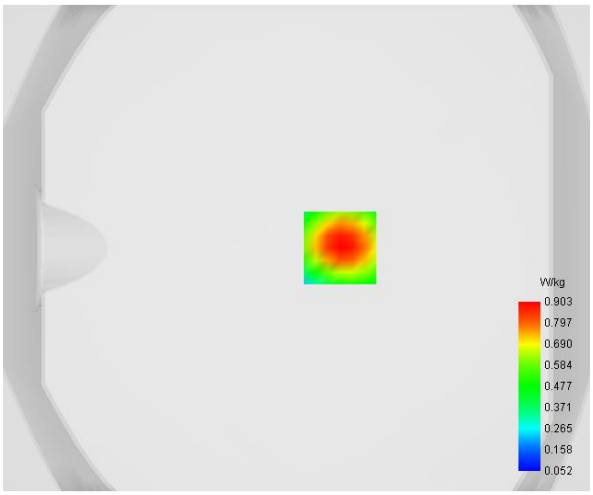

Maximum location: X=18.00, Y=0.00

D. SAR 1g & 10g

SAR 10g (W/Kg)	**0.502305**
SAR 1g (W/Kg)	**0.843342**

E. Z Axis Scan

Z (mm)	**0.00**	**4.00**	**8.00**	**12.00**	**16.00**
SAR (W/Kg)	**1.2757**	**0.9030**	**0.6338**	**0.4453**	**0.3137**

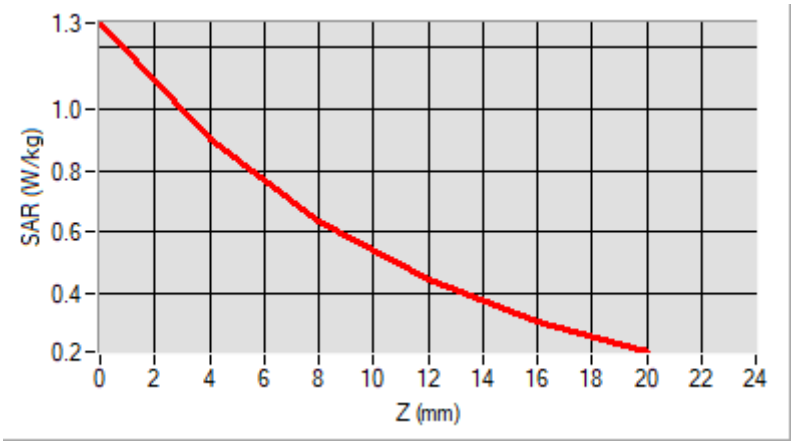

F. 3D Image

3D screen shot	**Hot spot position**
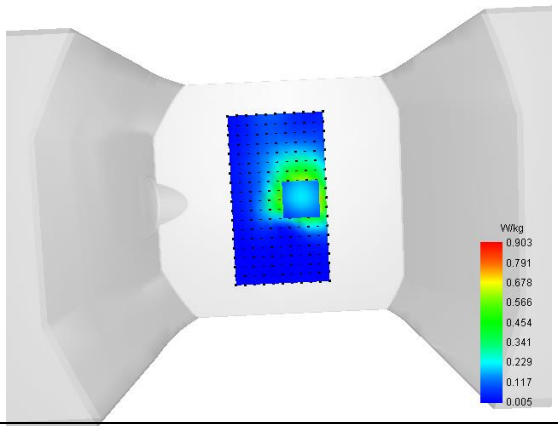	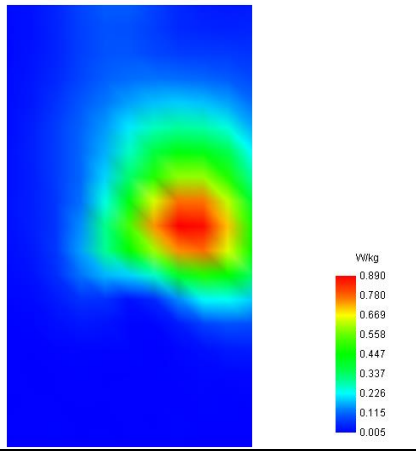

MEASUREMENT 29/48

Type: Measurement (Complete)
Date of measurement: 2023-10-26
Measurement duration: 12 minutes 3 seconds

A. Experimental conditions

Area Scan	dx=8mm dy=8mm
Zoom Scan	dx=5mm dy=5mm dz=4mm
Phantom	Flat Plane
Device Position	Back
Band	LTE Band 5
Channels	QPSK, 10MHz, 1RB, High
Signal	Duty Cycle 1:1

B. SAR Measurement Results

Frequency (MHz)	844.000000
Relative Permittivity (real part)	40.832455
Conductivity (S/m)	0.891245
Power Variation (%)	-0.814700
Ambient Temperature	22.2
Liquid Temperature	22.2

C. SAR Surface and Volume

SURFACE SAR	VOLUME SAR
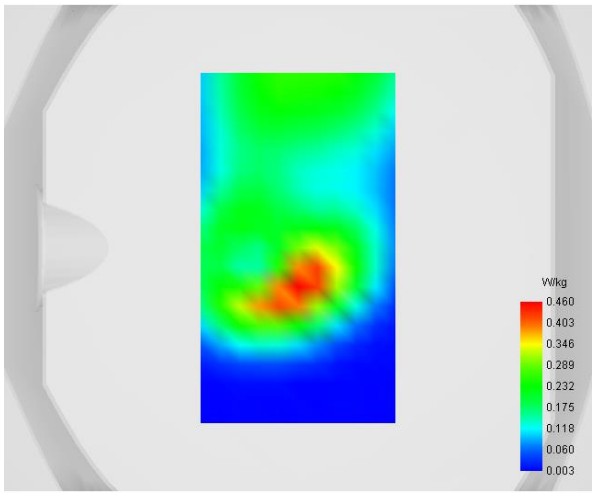	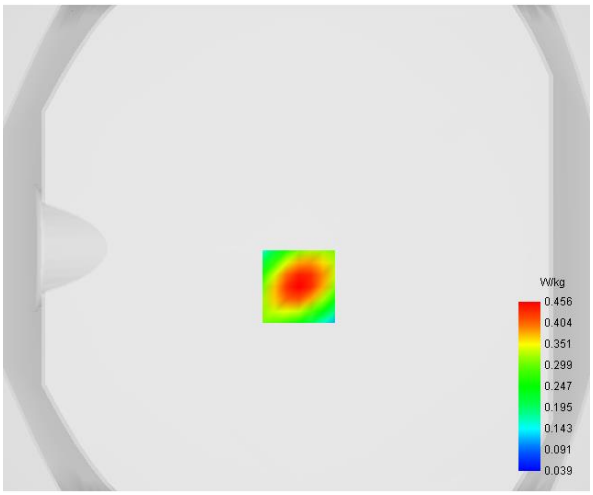

Maximum location: X=1.00, Y=-16.00

D. SAR 1g & 10g

SAR 10g (W/Kg)	**0.238504**
SAR 1g (W/Kg)	**0.424195**

E. Z Axis Scan

Z (mm)	**0.00**	**4.00**	**8.00**	**12.00**	**16.00**
SAR (W/Kg)	**0.7074**	**0.4557**	**0.2898**	**0.1856**	**0.1213**

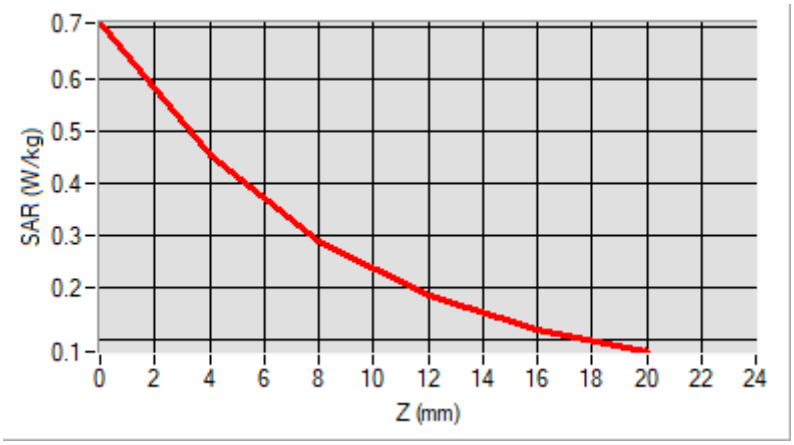

F. 3D Image

3D screen shot	**Hot spot position**
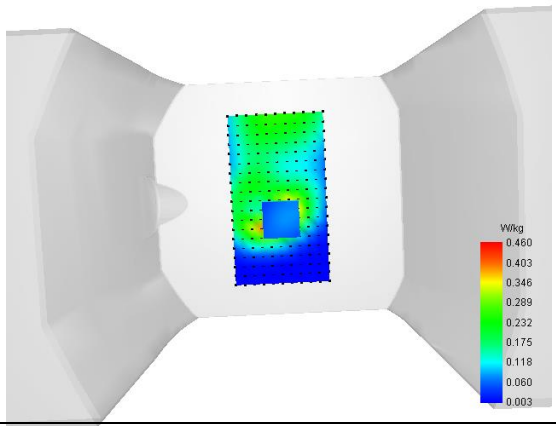	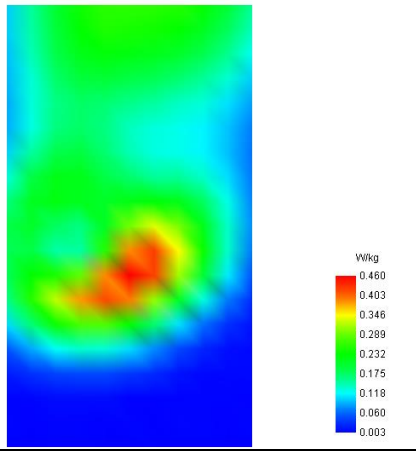

MEASUREMENT 30/49

Type: Measurement (Complete)
Date of measurement: 2023-10-26
Measurement duration: 12 minutes 3 seconds

A. Experimental conditions

Area Scan	dx=8mm dy=8mm
Zoom Scan	dx=5mm dy=5mm dz=4mm
Phantom	Flat Plane
Device Position	Back
Band	LTE Band 12
Channels	QPSK, 10MHz, 1RB, Middle
Signal	Duty Cycle 1:1

B. SAR Measurement Results

Frequency (MHz)	707.500000
Relative Permittivity (real part)	41.141566
Conductivity (S/m)	0.873182
Power Variation (%)	0.575100
Ambient Temperature	22.2
Liquid Temperature	22.2

C. SAR Surface and Volume

SURFACE SAR	VOLUME SAR
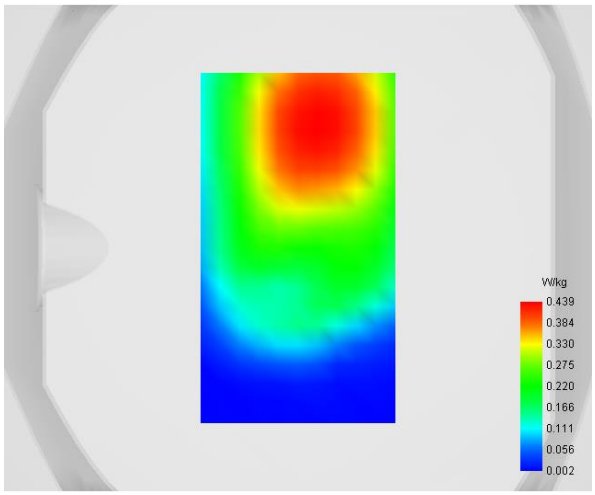	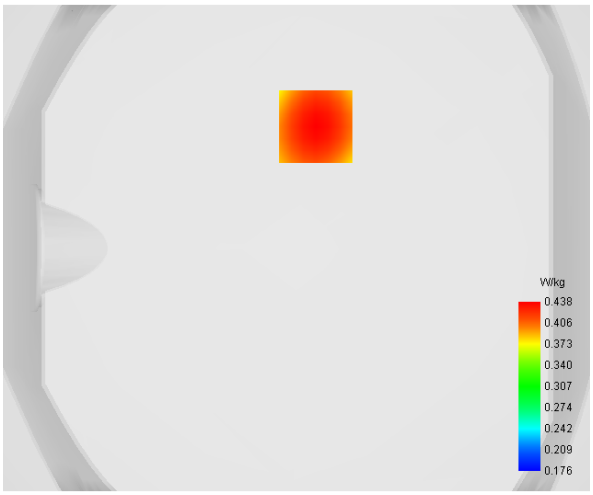

Maximum location: X=8.00, Y=50.00

D. SAR 1g & 10g

SAR 10g (W/Kg)	**0.334537**
SAR 1g (W/Kg)	**0.433007**

E. Z Axis Scan

Z (mm)	**0.00**	**4.00**	**8.00**	**12.00**	**16.00**
SAR (W/Kg)	**0.5192**	**0.4385**	**0.3696**	**0.3114**	**0.2619**

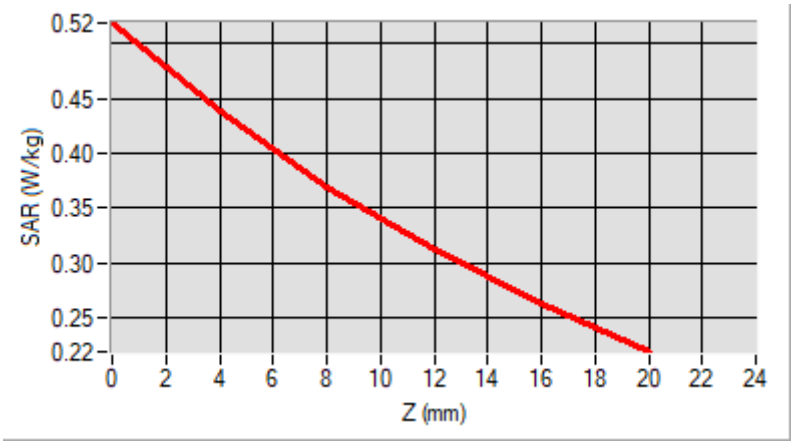

F. 3D Image

3D screen shot	**Hot spot position**
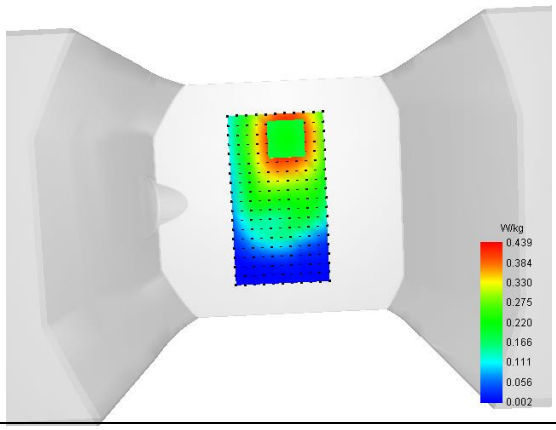	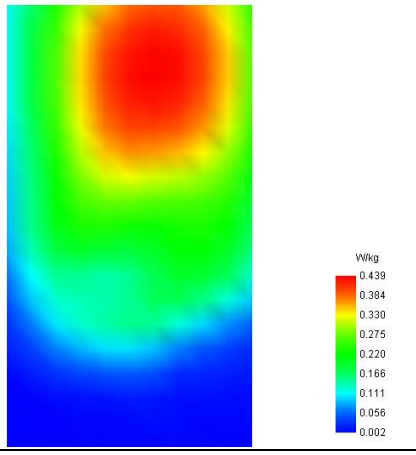

MEASUREMENT 31/50

Type: Measurement (Complete)
Date of measurement: 2023-10-26
Measurement duration: 12 minutes 3 seconds

A. Experimental conditions

Area Scan	dx=8mm dy=8mm
Zoom Scan	dx=5mm dy=5mm dz=4mm
Phantom	Flat Plane
Device Position	Back
Band	LTE Band 13
Channels	QPSK, 10MHz, 1RB, Middle
Signal	Duty Cycle 1:1

B. SAR Measurement Results

Frequency (MHz)	782.000000
Relative Permittivity (real part)	41.142624
Conductivity (S/m)	0.871925
Power Variation (%)	0.361500
Ambient Temperature	22.2
Liquid Temperature	22.2

C. SAR Surface and Volume

SURFACE SAR	VOLUME SAR
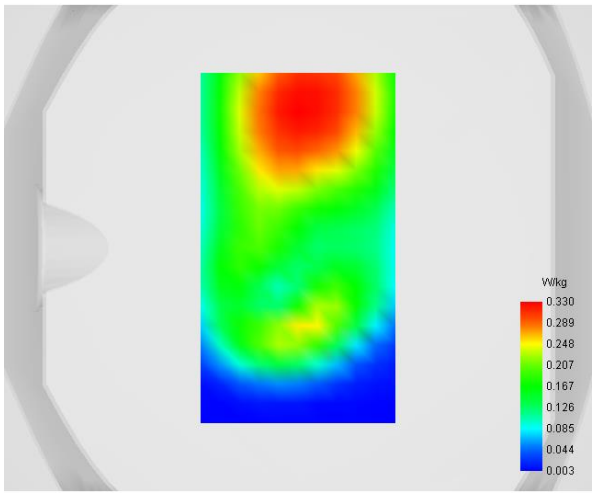	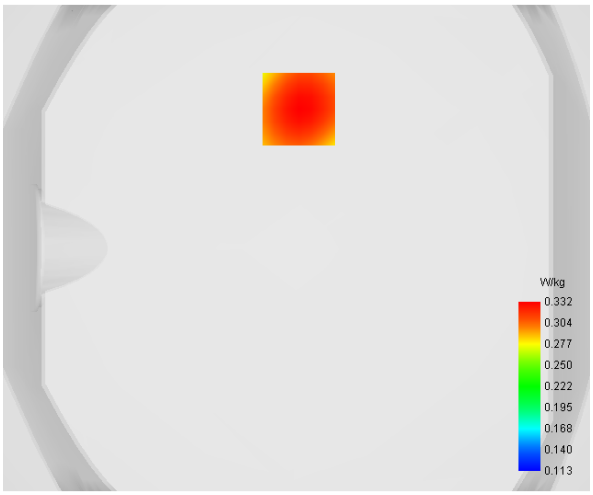

Maximum location: X=1.00, Y=57.00

D. SAR 1g & 10g

SAR 10g (W/Kg)	**0.242607**
SAR 1g (W/Kg)	**0.320570**

E. Z Axis Scan

Z (mm)	**0.00**	**4.00**	**8.00**	**12.00**	**16.00**
SAR (W/Kg)	**0.4069**	**0.3316**	**0.2711**	**0.2236**	**0.1859**

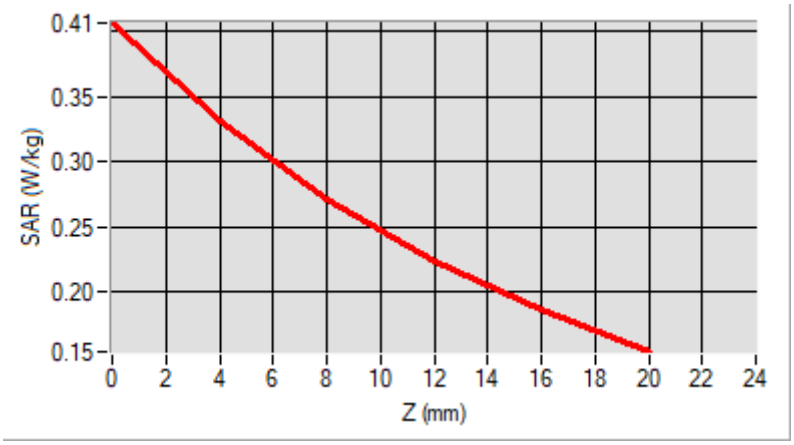

F. 3D Image

3D screen shot	**Hot spot position**
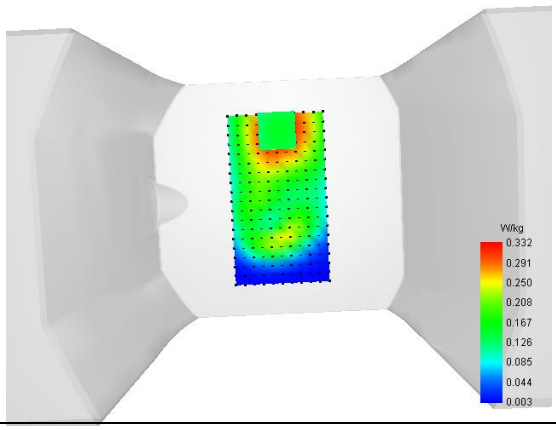	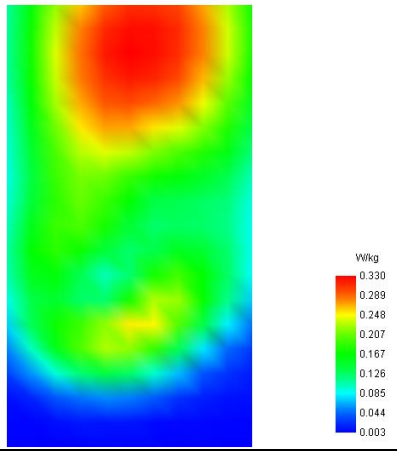

MEASUREMENT 32/51

Type: Measurement (Complete)
Date of measurement: 2023-10-26
Measurement duration: 12 minutes 3 seconds

A. Experimental conditions

Area Scan	dx=8mm dy=8mm
Zoom Scan	dx=5mm dy=5mm dz=4mm
Phantom	Flat Plane
Device Position	Back
Band	LTE Band 17
Channels	QPSK, 10MHz, 1RB, Low
Signal	Duty Cycle 1:1

B. SAR Measurement Results

Frequency (MHz)	709.000000
Relative Permittivity (real part)	41.143668
Conductivity (S/m)	0.872696
Power Variation (%)	0.861700
Ambient Temperature	22.2
Liquid Temperature	22.2

C. SAR Surface and Volume
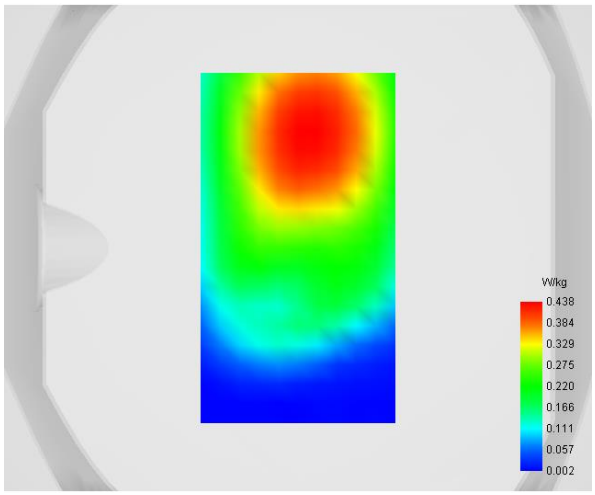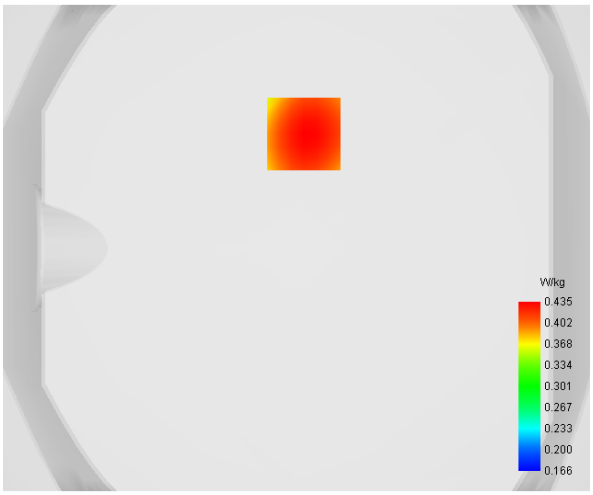
SURFACE SAR	VOLUME SAR