FLIGHT CONTROLLER

SW-01

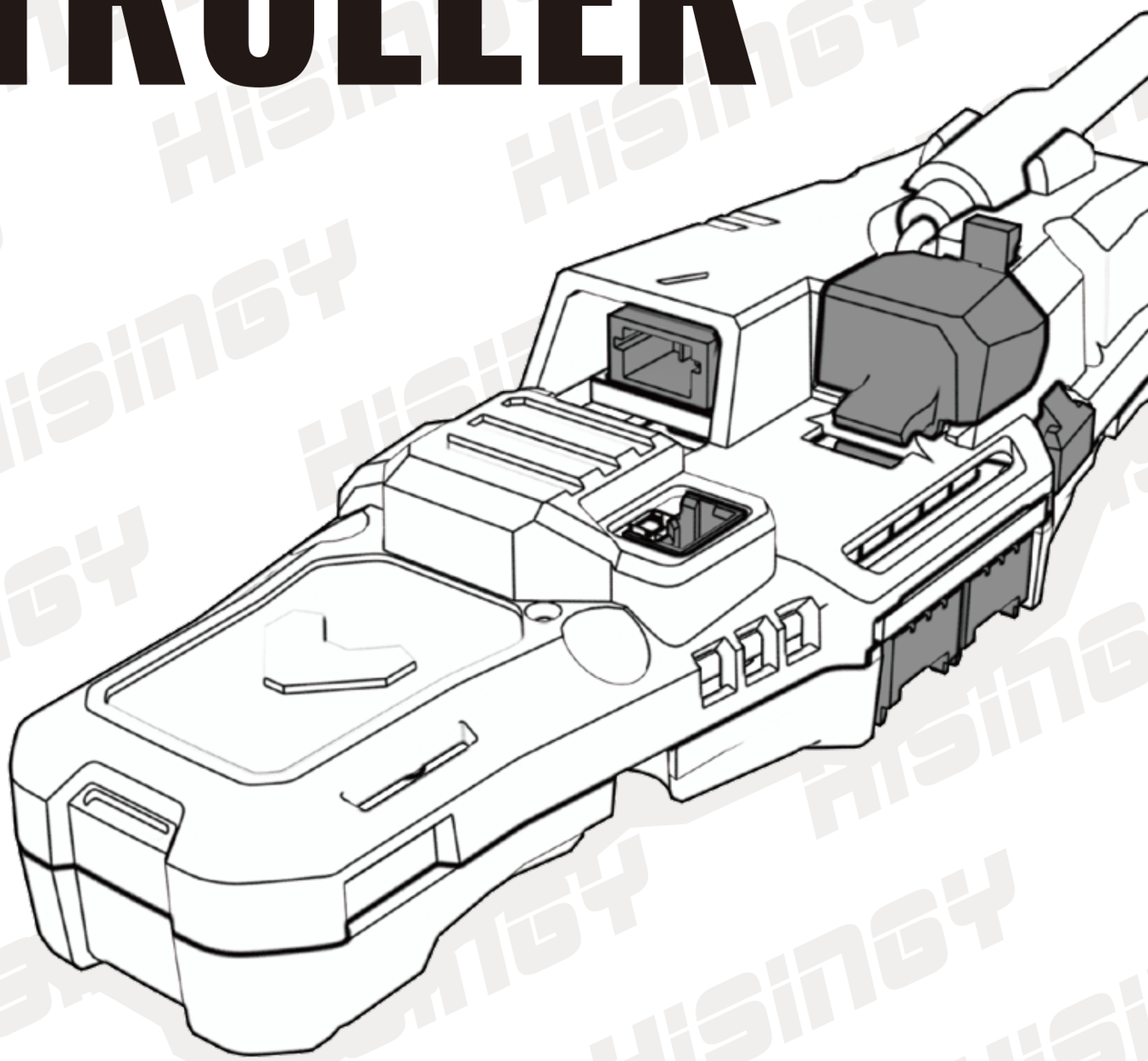

Hisingy

HISINGY.com

DESIGNED BY PROS FOR EVERYONE

INSTRUCTION MANUAL

FPV MADE EASY

MINI DRONE

reddot winner 2022

Red Dot Award: Product Design

Please read this instruction manual carefully before using this product. This instruction manual contains important information, please safekeeping.

CATALOGUE

1 About Flight Controller

Flight Controller 02

2 HISINGY App

- 2.1 Register Your Aircraft
- 2.2 Aircraft Configuration 04

3 Led Indicator 10

4 Controller and Aircraft Binding 14

5 Description of Limited Warranty 18

1 ABOUT FLIGHT CONTROLLER

WARNING

Please follow the instructions of this guide carefully when assemble the aircraft. Fail to do so may result in damage to the aircraft or bodily injuries.

Flight Controller

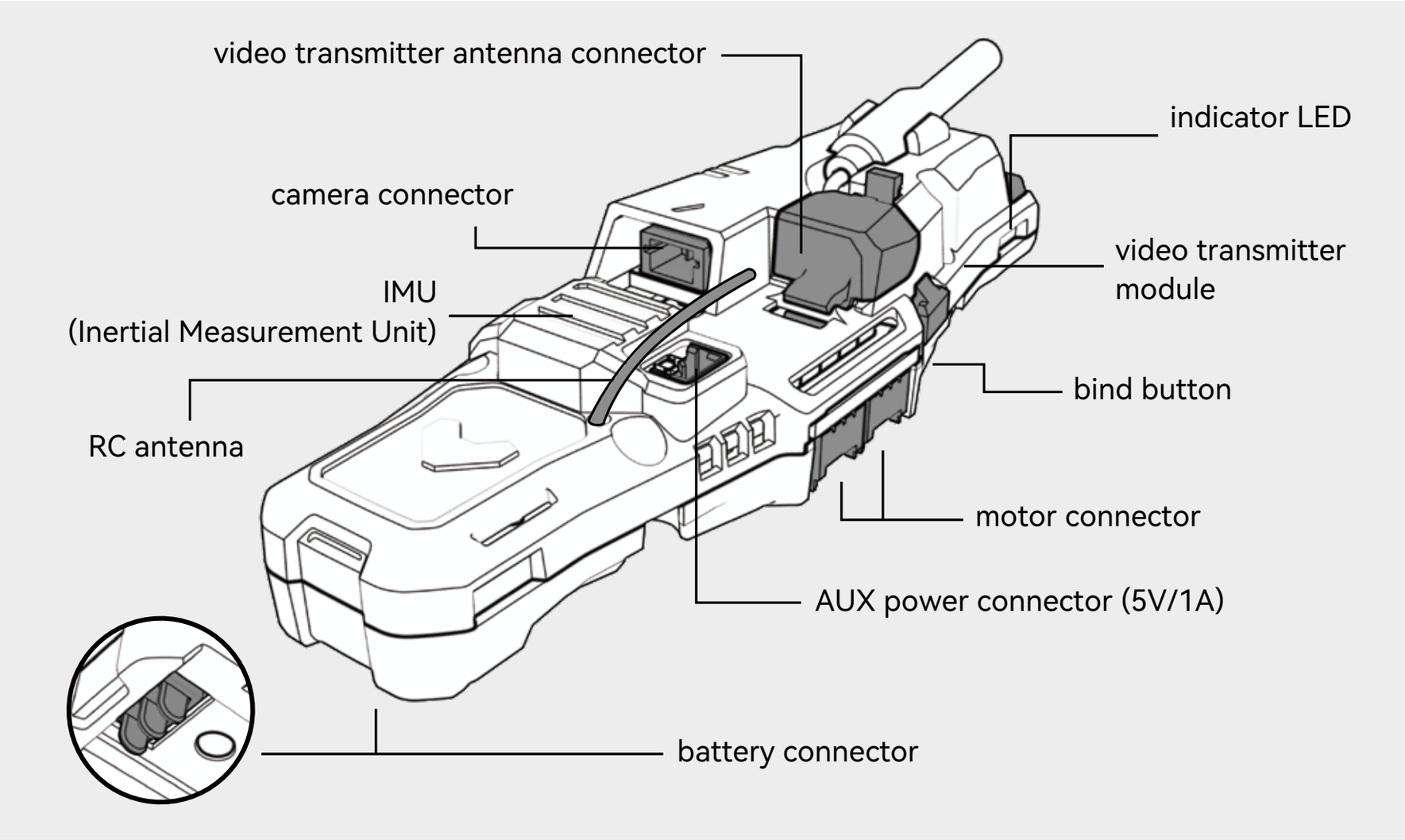

CAUTION

1. The flight controller is a sophisticated electronic device, please do not disassemble or modify under any circumstances. Fail to comply to this precaution could result in damage of the product, injury or fire, and will void any warranty provided by HISINGY.

2. Please keep flight controller away from strong magnet and avoid electric static discharge during the installation / removal process.

3. Please use the correct screws specified by the assembly guide to install the flight controller onto the chassis. Make sure the flight controller is mounted onto the chassis in the correct orientation according to the illustrations.

2 HISINGY APP



2.1 REGISTER YOUR AIRCRAFT

Download HISINGY App and create your account.

APP DOWNLOAD

Please perform the following procedures with a fully charged battery. (Please refer to chapter 4 “About Battery” for details)

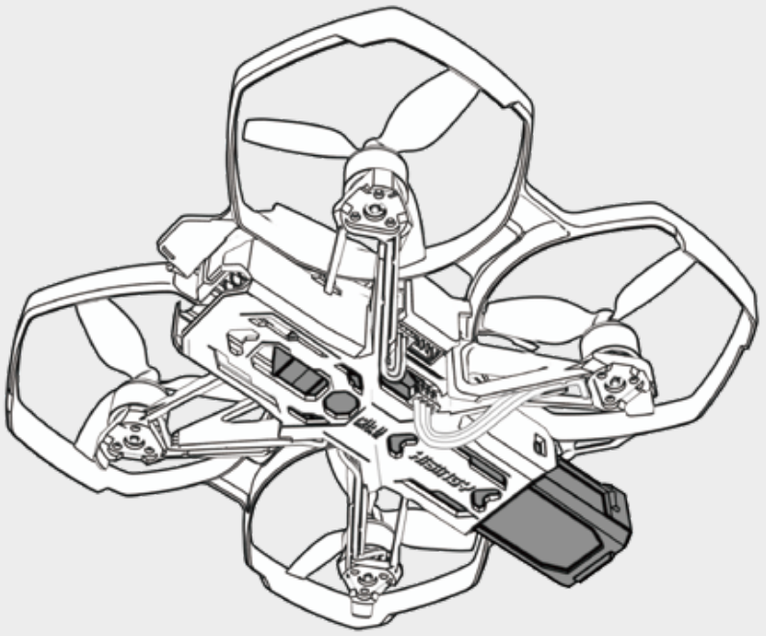

Open HISINGY App, go to “Device” page (second to the left icon on bottom of the main page) , tap “Add Item” and follow the prompt. Use your phone camera to scan Item ID Card QR code to add your device or other items.

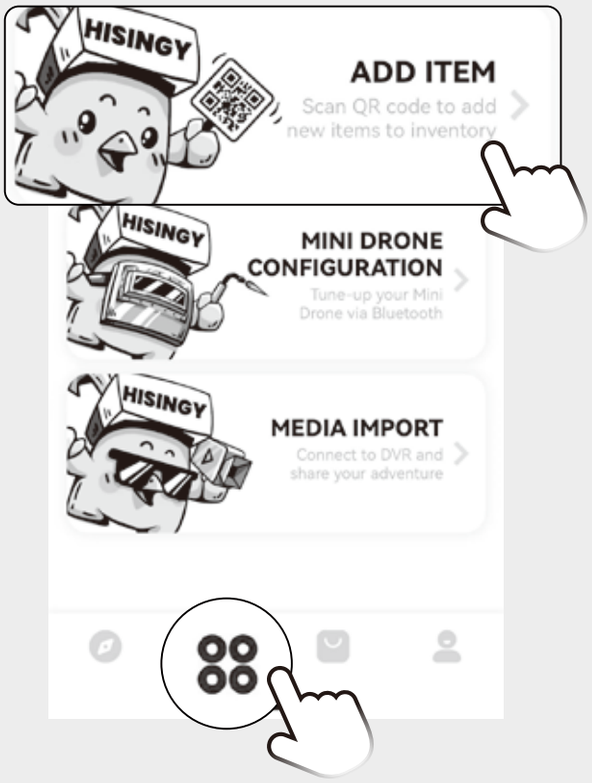

Turn on Bluetooth on your phone, tap “Aircraft Configuration” and register your aircraft following the prompt. You can update your aircraft as well as adjust many of its features / parameters from this page.

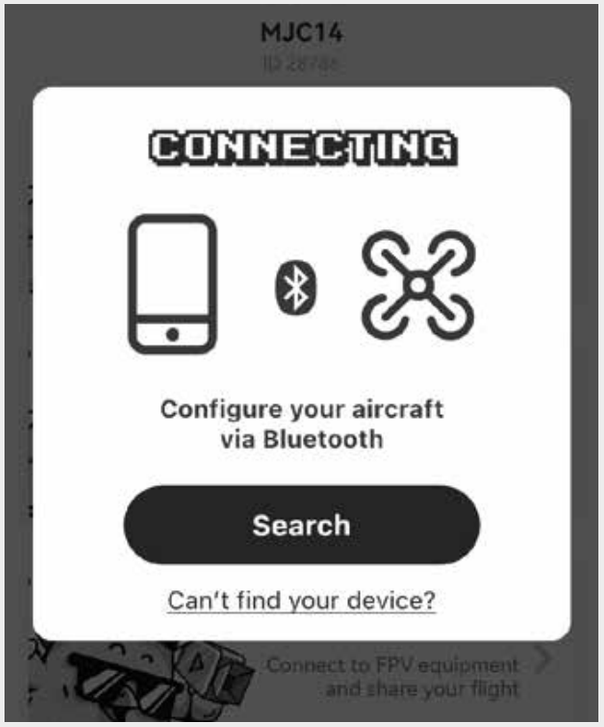

2.2 AIRCRAFT CONFIGURATION

A. Video Transmission Channel

This aircraft has several video transmission channels for you to choose from. Switching between channels only take noticeable effect when linked to FPV headset. (Please refer to chapter 8 “FPV Equipment” for details).

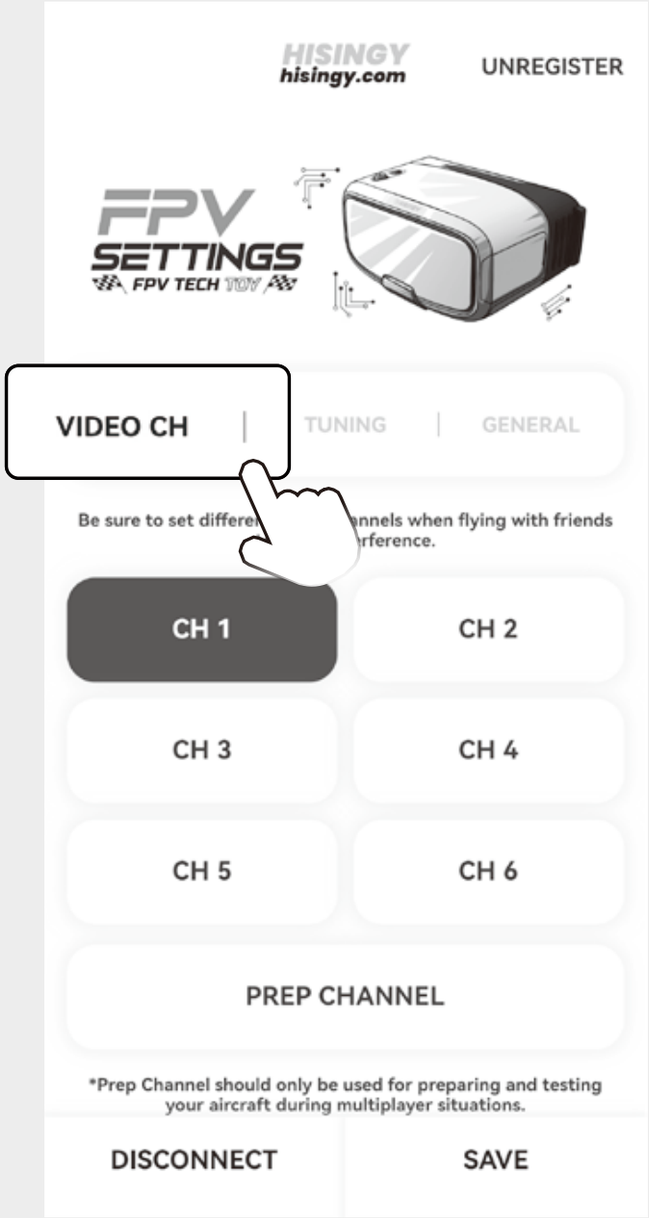

CAUTION

If multiple aircrafts are operating on the same channel at the same location, their video signal will interfere with each other. Please determine channel in advance and set accordingly before flying with others.

NOTICE

Some video transmitter channels may become unusable in certain countries or regions as they may not comply with local laws and regulations.

B. Handling Tuning

Tune the handling of your aircraft via HISINGY App to your own preference. Complete daily challenges, acquire SINERGY and unlock more performance!

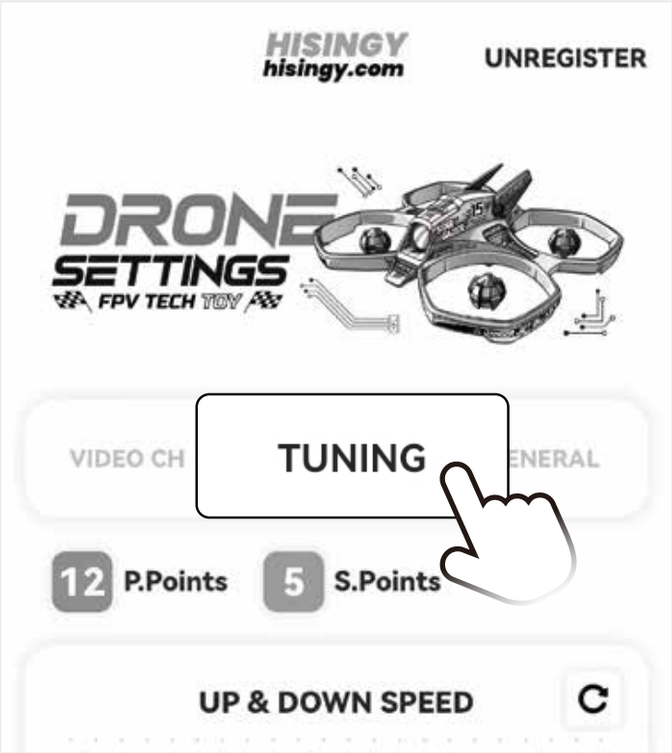

C. General Setup

Make changes to various features and parameters, such as device name, LED color, aircraft trim, sport mode activation, collision protection activation / deactivation, stick mode change and update flight controller via HISINGY App.

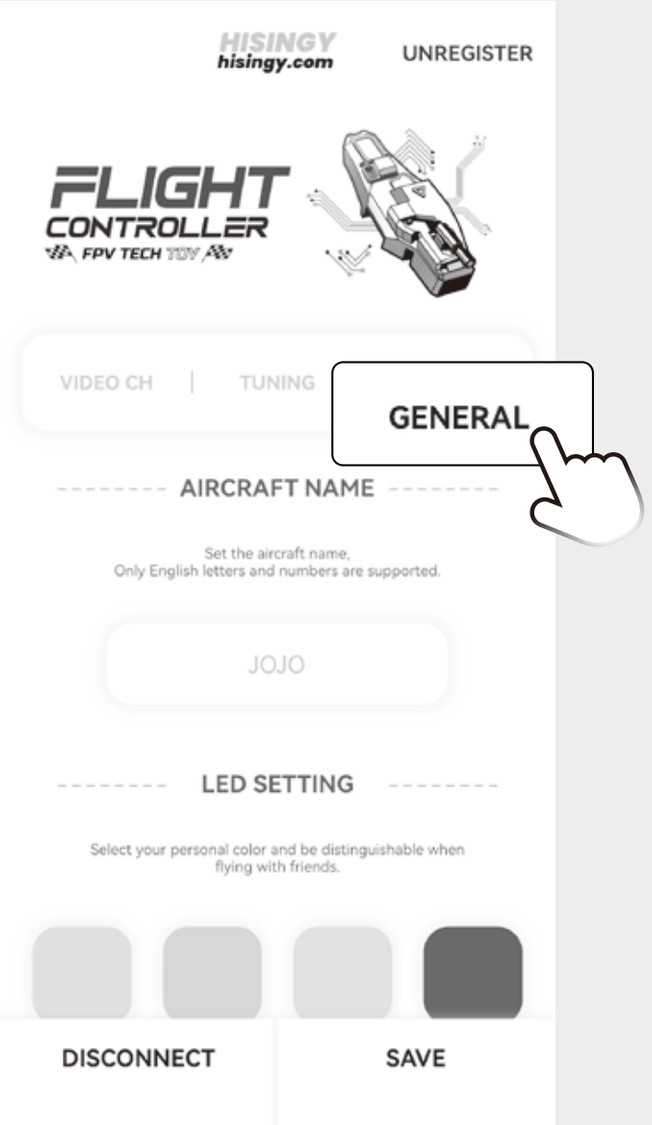

NOTICE

When connecting to the aircraft via Bluetooth, to avoid conflict, please disconnect or switch off other Bluetooth devices.

3 LED INDICATOR

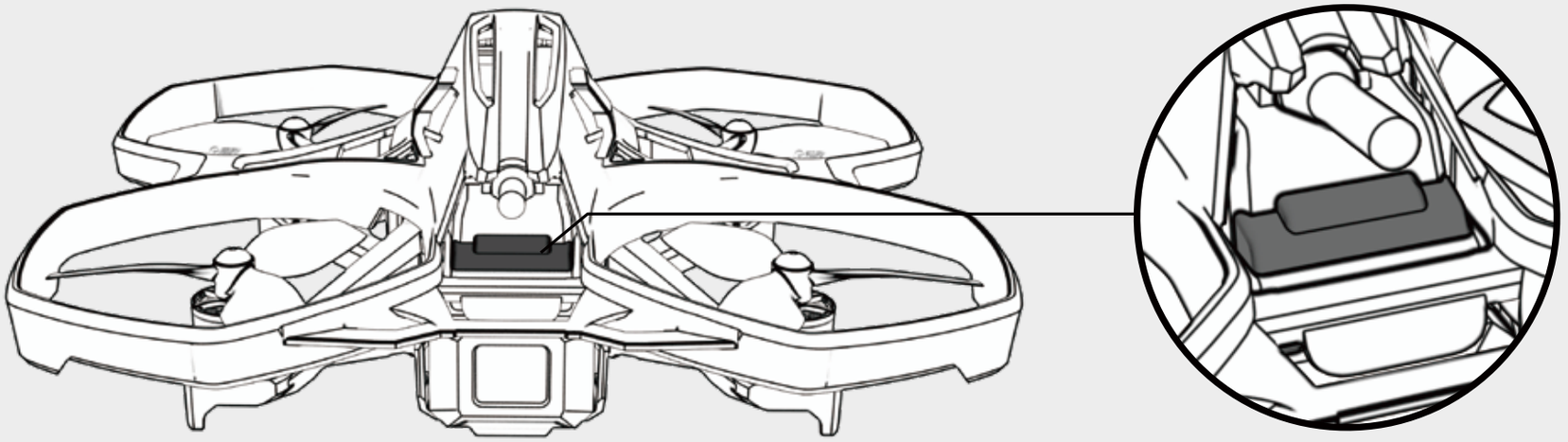

Abnormal

Status	Indicator LED
Flight controller malfunction / self-test failed	Cyan (or user defined color) left and right rapid alternation
Collision protection emergency stop	Multi-color slow alternated breathing
RC signal loss	Multi-color slow alternated breathing
Flight battery level low	Cyan (or user defined color) slow flash
Flight battery level low emergency landing	Cyan (or user defined color) rapid flash

Normal

Status	Indicator LED
Flight controller power on	Multi-color slow alternated breathin
Standby (connected to the controller)	Cyan (or user defined color) breathing
Binding	Multi-color rapid alternation
Flying	Cyan (or user defined color) steady on
Flight mode change (altitude assist mode, sport mode)	Altitude assist mode: Cyan (or user defined color) double blink 2 times Sport mode: Cyan (or user defined color) double blink 3 times

Normal

Status	Indicator LED
Flight mode change (roll over mode)	Cyan (or user defined color) double blink for 3 seconds
Flight mode change (beacon mode)	Cyan (or user defined color) double blink 3 times
Bluetooth connection / data saved	Blue and white rapid alternation
Bluetooth OTA update	Blue and white slow alternated breathing

Note: There are 8 preset colors in the indicator LED, user can switch through HISINGY App.

4 CONTROLLER AND AIRCRAFT BINDING

Aircraft Operation

1. Insert the flight battery, wait for the booting process to complete, the indicator LED (at the rear of the aircraft) begins to breath alternatively in multiple colors.

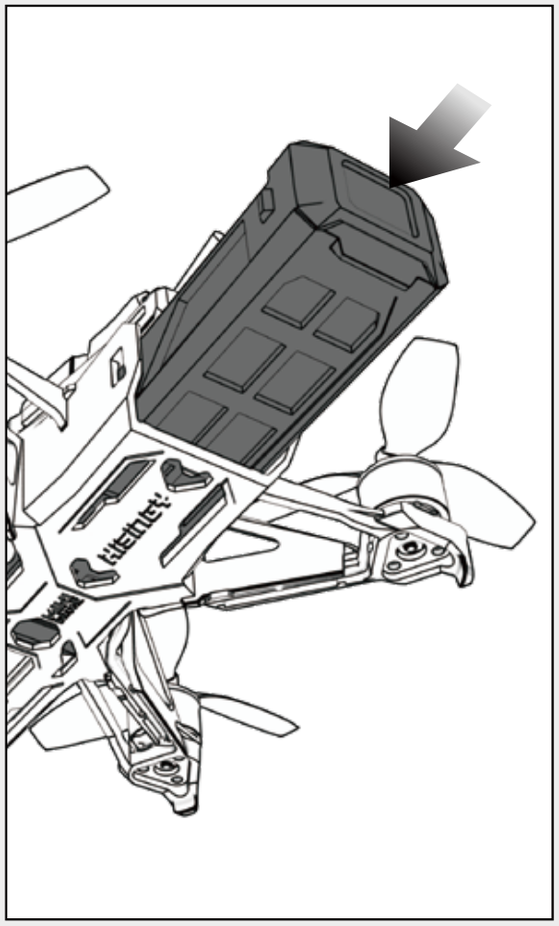

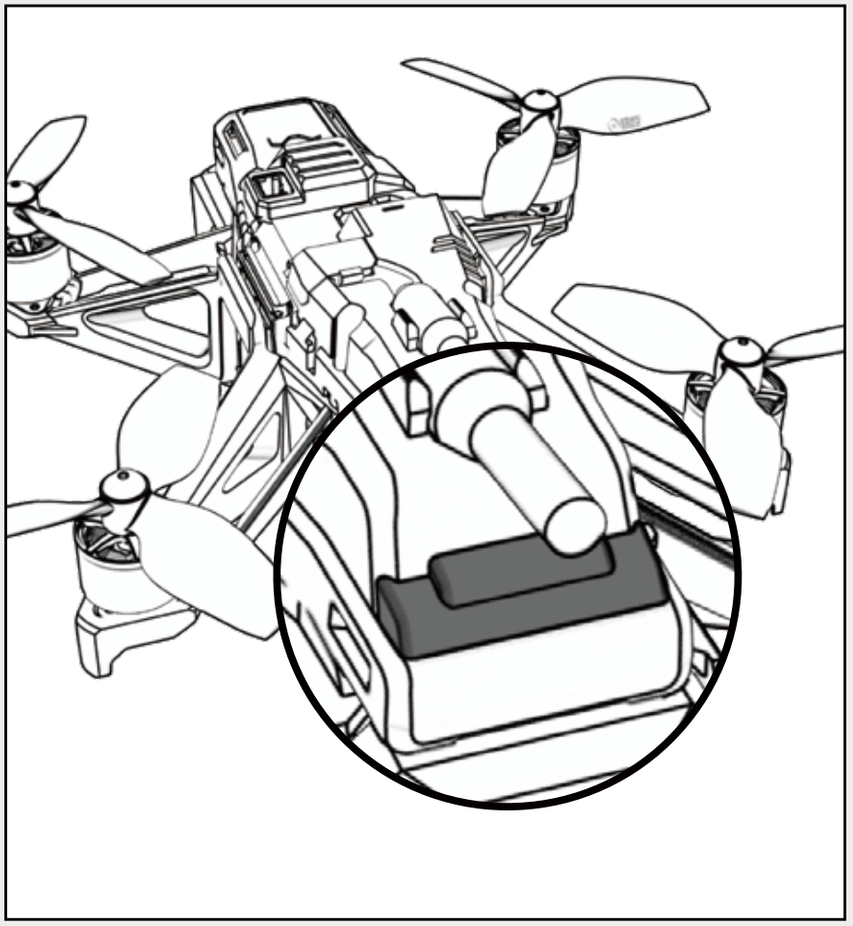

2. Long press the bind button, the indicator LED begins to flash rapidly and alternate in multiple colors.

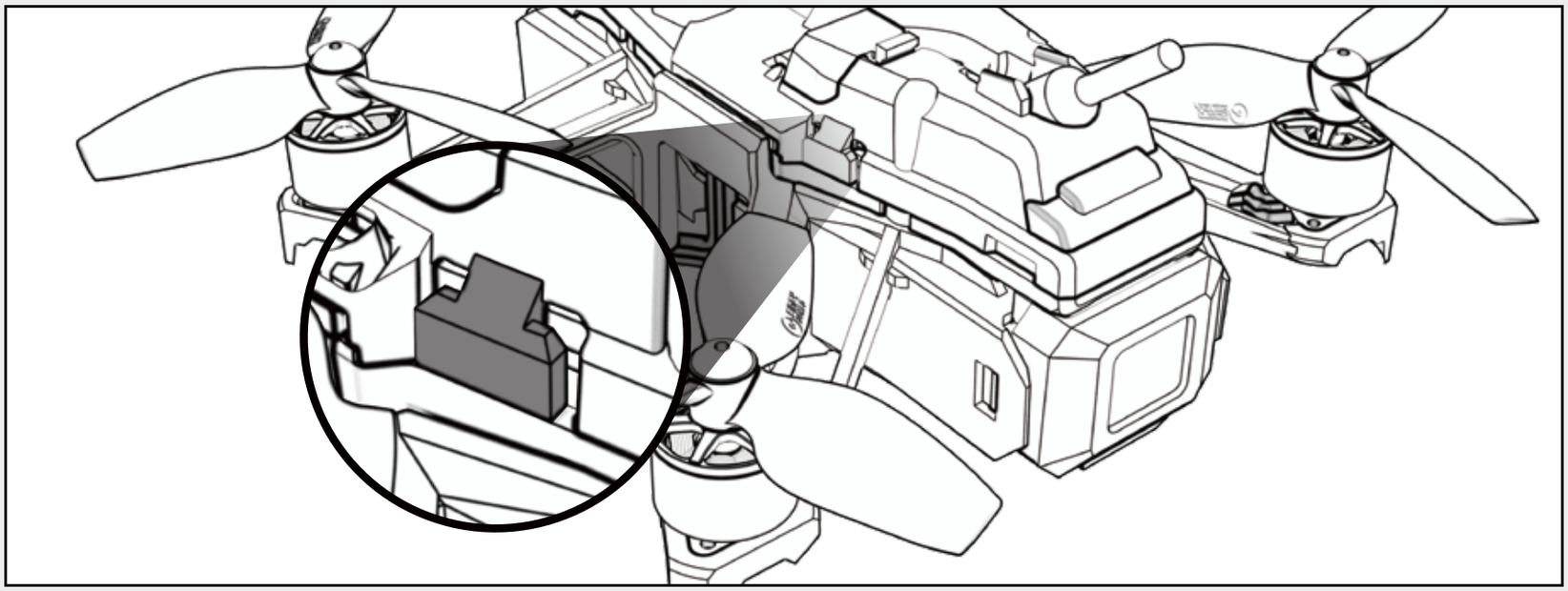

3. Once activated, the aircraft stays in bind mode for 20 seconds, then will returns to standby state after 20 seconds or a successful bind. Repeat the steps above if needed.

2 Controller Operation

1. Press and hold L1 while the controller is turned off, then press the on / off button to switch on the controller. Once the controller is on, binding tune will sound and the indicator light will flash continuously, indicating the controller is in bind mode.

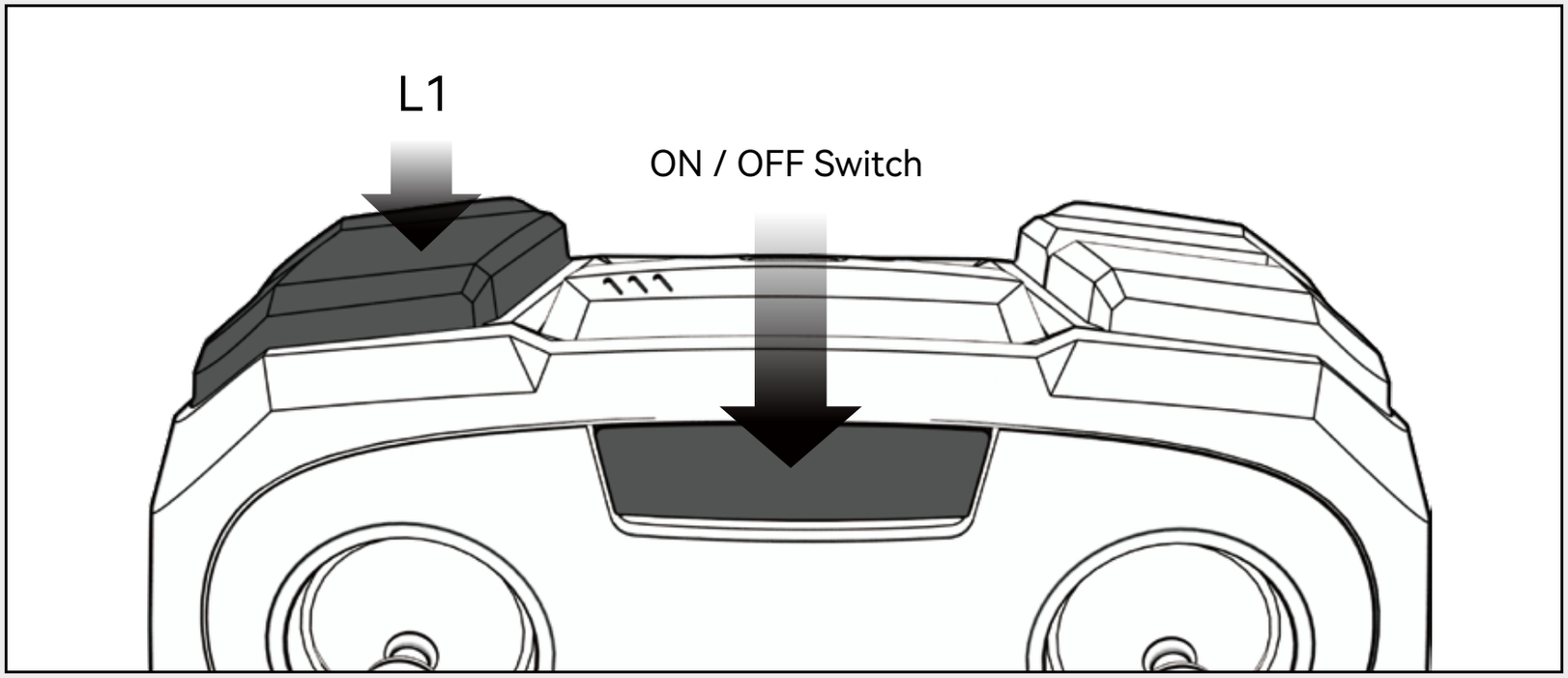

2. The indicator light becomes steady on with one short pulse of vibration when bind is complete.

NOTICE

1. Please make sure to press both thumbs firmly against the joysticks while flying. Do not let go of the joysticks, otherwise you will not be able to make corrections to the aircraft in time during unexpected situations.

2. Please operate the joysticks gently. Do not rock the joysticks back and forth with excessive force as such action could cause damage to the controller.

3. Please safeguard the engine start button to avoid unexpected activation / deactivation of the aircraft.

4. Do not try to operate other pilot’s aircraft or allow others to operate yours. The difference in personalized handling tuning could cause danger during flight, and may result in aircraft damage or bodily injury.

Binding Status Check

1. Aircraft: The indicator LED will display cyan (or user defined color) breathing.

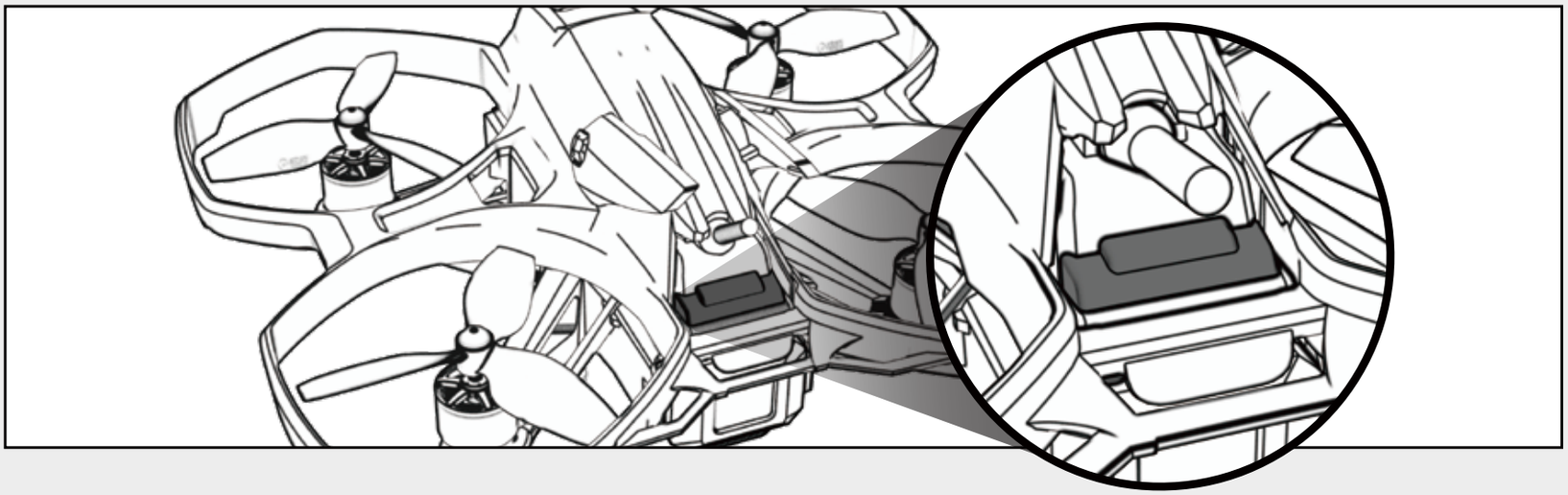

2. Controller: The indicator light becomes steady on with one short pulse of vibration.

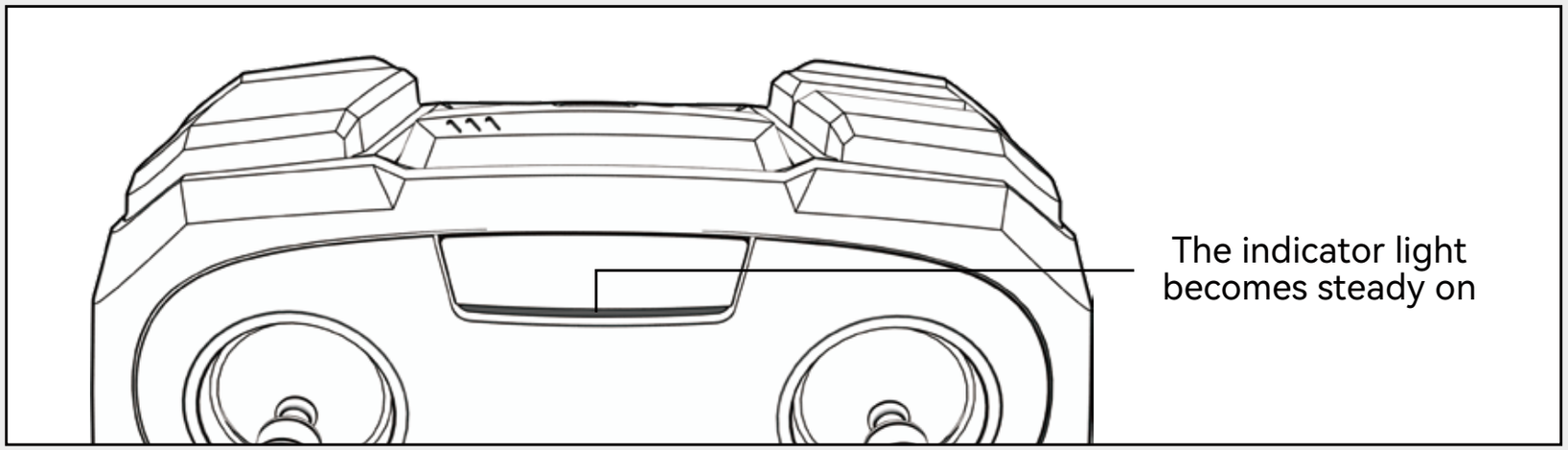

5 DESCRIPTION OF LIMITED WARRANTY

The Warranty Scope

“HISINGY” Cockatoo & Friends Co., Ltd warrants to the original purchaser that the purchased products are free from material and workmanship defects at the date of purchase.

Not Covered by the Warranty

This warranty is non-transferable and does not cover:

1. Appearance damage
2. Damage caused by force, accident, misuse, abuse, negligence, commercial use or improper use, installation, operation or maintenance
3. Modify or privately modify any part of the product
4. Products purchased from distributors not authorized by HISINGY
5. Products not purchased from authorized HISINGY distributors
6. The product does not comply with applicable technical regulations, laws and regulations in use

Other than the express warranty above, HISINGY makes no other warranty or representation, and hereby disclaims any and all implied warranties, including, without limitation, the implied warranties of non-infringement, merchantability and fitness for a particular purpose. The purchaser acknowledges that they alone have determined that the product will suitably meet the requirements of the purchaser’s intended use.

Warranty Claims Notice

HISINGY is only obliged to provide limited compensation to the purchaser if:

1. Service defects
2. Any product deemed defective by HISINGY

HISINGY reserves the right to inspect any and all products covered by warranty claims. It is HISINGY decision whether to provide the service or replace the product. Proof of purchase is required for all warranty claims.

Responsibility and Restraint

HISINGY shall not be liable for special, indirect, incidental or consequential damages, loss of profits or production or commercial loss in any way, regardless of whether such claim is based in contract, warranty, tort, negligence, strict liability or any other theory of liability, even if HISINGY has been advised of the possibility of such damages.

In addition, in no event shall the liability of HISINGY exceed the individual price of the product on which liability is asserted.

As HISINGY has no control over use, setup, final assembly, modification or misuse, no liability shall be assumed nor accepted for any resulting damage or injury. By the act of use, setup or assembly, the user accepts all resulting liability. If you as the purchaser or user are not prepared to accept the liability associated with the use of the product, purchaser is advised to return the product immediately in new and unused condition to the place of purchase.

About Law

These provisions shall be governed by Chinese law. This warranty gives you certain legal rights, and you

may have other rights that vary from country to country. “HISINGY” Cockatoo & Friends Co., Ltd reserves the right to change or modify this warranty at any time, and will be notified on www.hisingy.com and HISINGY App.

Warranty Services（Questions, Assistance and Services）

Warranty or service support is not available at your local store or purchase location. You will need to contact your local distributor or HISINGY directly if there is a problem with starting the assembly, installation or use of the product. This will enable HISINGY to better answer your questions and serve you when you may need any assistance.

For questions or assistance, please visit our website www.hisingy.com for product support information, or call the customer service number mentioned in the Contact Warranty and Service Contact Information section to speak with a product supporter.

Inspection or Services

If the product requires inspection or repair and meets the requirements in the country / region where you live and use the product, please use the HISINGY online service on our website to request the submission process, or call HISINGY to obtain a Returned Goods Authorization (RMA) number. Use cartons to securely pack products. Please note that it is best to use the original product packing case, ordinary packing cases are not designed to withstand the strict transportation environment and do not provide additional protection. The shipper and transporter are liable for loss or damage to the package as HISINGY is not responsible for the goods until they have been signed for at our facility. Online service requests are available at www.hisingy.com. If you do not use the Internet, please contact HISINGY Product Support for a RMA number as well as instructions for submitting service offerings. When calling HISINGY, you will be asked to provide your full name, street address, email address, and a phone number where you can be reached during business hours. When sending products to HISINGY, please include your RMA number, a list of included products, and a brief description of the problem. A copy of your original proof of purchase (order, invoice) must be included. Make sure your name, address and RMA number are clearly written on the shipping carton.

NOTICE

Do not ship damaged flight batteries to HISINGY. If you have any questions about fight battery, please contact the appropriate HISINGY Product Support.

Warranty Requirements

Warranty conditions: You must attach your original purchase certificate to verify the date of purchase.
If your products meet the warranty conditions, we will provide your products with free repair services or replacement. Repair service or replacement is determined by HISINGY after inspection.

Non-Warranty Service

If your service is not covered by the warranty, we will inform you of the specific payment service.

Federal Communications Commission (FCC) Interference Statement

This equipment has been tested and found to comply with the limits for a Class B digital device, pursuant to part 15 of the FCC Rules. These limits are designed to provide reasonable protection against harmful interference in a residential installation. This equipment generates, uses and can radiate radio frequency energy and, if not installed and used in accordance with the instructions, may cause harmful interference to radio communications. However, there is no guarantee that interference will not occur in a particular installation. If this equipment does cause harmful interference to radio or television reception, which can be determined by turning the equipment off and on, the user is encouraged to try to correct the interference by one or more of the following measures:
-Reorient or relocate the receiving antenna.
-Increase the separation between the equipment and receiver.

-Connect the equipment into an outlet on a circuit different from that to which the receiver is connected.
-Consult the dealer or an experienced radio/TV technician for help.
Note: Any changes or modifications not expressly approved by the party responsible for compliance could void the user's authority to operate the equipment.

RF exposure warning
This equipment must be installed and operated in accordance with provided instructions and the antenna(s) used for this transmitter must be installed to provide a separation distance of at least 20 cm from all persons and must not be co-located or operating in conjunction with any other antenna or transmitter. End users and installers must be provided with antenna installation instructions and transmitter operating conditions for satistying RF exposure compliance.

This device complies with Part 15 of the FCC Rules. Operation is subject to the following two conditions: (1) this device may not cause harmful interference, and (2) this device must accept any interference received, including interference that may cause undesired operation.

Cockatoo & Friends Co., Ltd.
Dongxiaojing Industrial Park, No. 205 Zone B, Unit 1277, Dongba Township, Chaoyang District, Beijing, China.
www.hisingy.com
hi@hisingy.com

Manufacturer:
Goertek Robotics Co., Ltd.

Address: A218, Building A, No. 35, Lane 799, Jiasongzhong Road, Qingpu District, Shanghai, P.R. China.

Product name: AFC-SW01
Item number: md010501

GB/T 26701-2011

YOUTUBE

INSTAGRAM

FACEBOOK

TWITTER

©2023 Cockatoo & Friends Co., Ltd
“HISINGY” of Cockatoo & Friends Co., Ltd
All other trademarks, service marks or logos are property of their respective owners.
ver.202308