Case No. : GTS20230105011-1-26	
Ambient Condition: 25 ℃, 45 %RH, Atmos100.1Kpa,	
Test Date: 2023.3.6	**Test Engineer:** Jenny zeng

Appendix E.1: Occupied channel bandwidth

Test Result

TestMode	Antenna	Frequency[MHz]	OCB [MHz]	FL[MHz]	FH[MHz]	Limit[MHz]	Verdict
11A	Ant1	5745	17.049	5736.374	5753.423	---	---
		5785	16.990	5776.447	5793.437	---	---
		5825	16.987	5816.444	5833.431	---	---
11N20SISO	Ant1	5745	18.189	5735.834	5754.023	---	---
		5785	18.076	5775.916	5793.992	---	---
		5825	18.110	5815.900	5834.010	---	---
11N40SISO	Ant1	5755	36.427	5736.669	5773.096	---	---
		5795	36.287	5776.803	5813.090	---	---
11AC20SISO	Ant1	5745	18.148	5735.847	5753.995	---	---
		5785	18.118	5775.904	5794.022	---	---
		5825	18.106	5815.894	5834.000	---	---
11AC40SISO	Ant1	5755	36.383	5736.717	5773.100	---	---
		5795	36.358	5776.736	5813.094	---	---
11AC80SISO	Ant1	5775	75.826	5736.874	5812.700	---	---

Test Graphs

11A_Ant1_5745

11A_Ant1_5785

11A_Ant1_5825

11N20SISO_Ant1_5745

11N20SISO_Ant1_5785

11N20SISO_Ant1_5825

11N40SISO_Ant1_5755

11N40SISO_Ant1_5795

11AC20SISO_Ant1_5745

11AC20SISO_Ant1_5785

11AC20SISO_Ant1_5825

11AC40SISO_Ant1_5755

11AC40SISO_Ant1_5795

11AC80SISO_Ant1_5775

Appendix E.2: Min emission bandwidth

Test Result B4

TestMode	Antenna	Frequency[MHz]	6db EBW [MHz]	FL[MHz]	FH[MHz]	Limit[MHz]	Verdict
11A	Ant1	5745	15.280	5737.200	5752.480	0.5	PASS
		5785	15.000	5777.440	5792.440	0.5	PASS
		5825	13.840	5817.400	5831.240	0.5	PASS
11N20SISO	Ant1	5745	15.640	5736.840	5752.480	0.5	PASS
		5785	15.040	5777.480	5792.520	0.5	PASS
		5825	13.480	5817.480	5830.960	0.5	PASS
11N40SISO	Ant1	5755	35.040	5737.400	5772.440	0.5	PASS
		5795	35.120	5777.400	5812.520	0.5	PASS
11AC20SISO	Ant1	5745	15.360	5737.080	5752.440	0.5	PASS
		5785	15.120	5777.400	5792.520	0.5	PASS
		5825	15.080	5817.440	5832.520	0.5	PASS
11AC40SISO	Ant1	5755	35.120	5737.400	5772.520	0.5	PASS
		5795	33.840	5777.400	5811.240	0.5	PASS
11AC80SISO	Ant1	5775	75.040	5737.400	5812.440	0.5	PASS

Test Graphs B4

11A_Ant1_5745

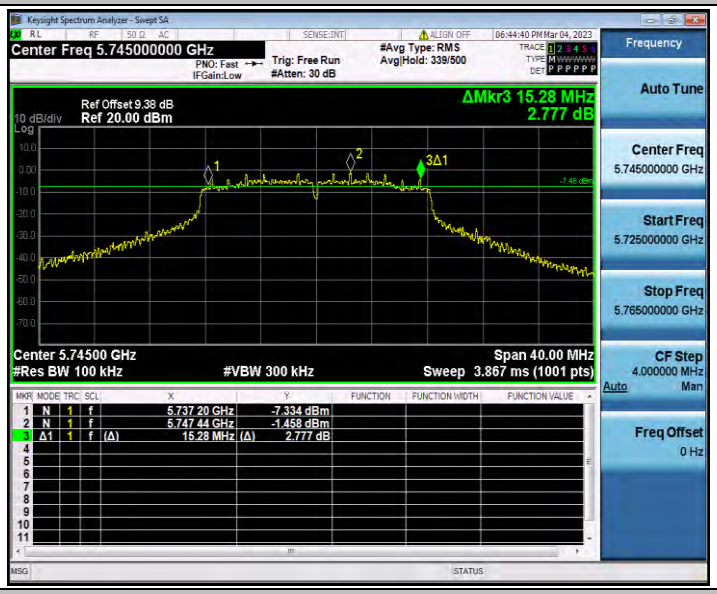

11A_Ant1_5785

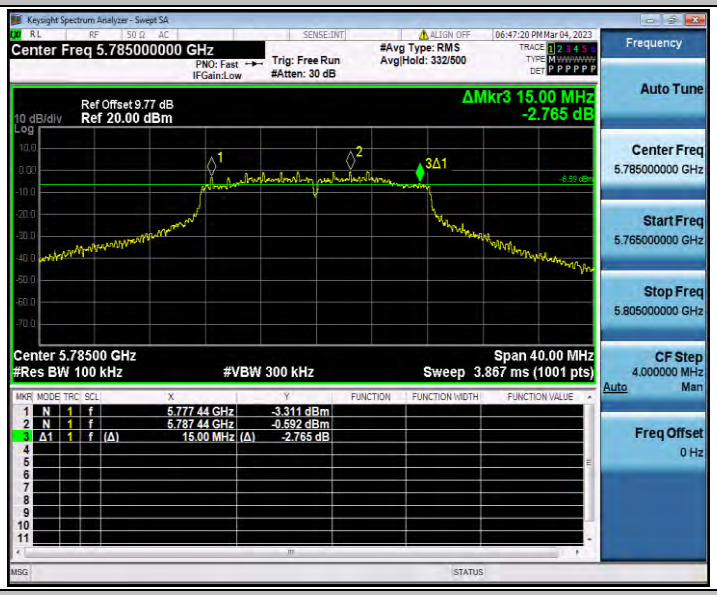

11A_Ant1_5825

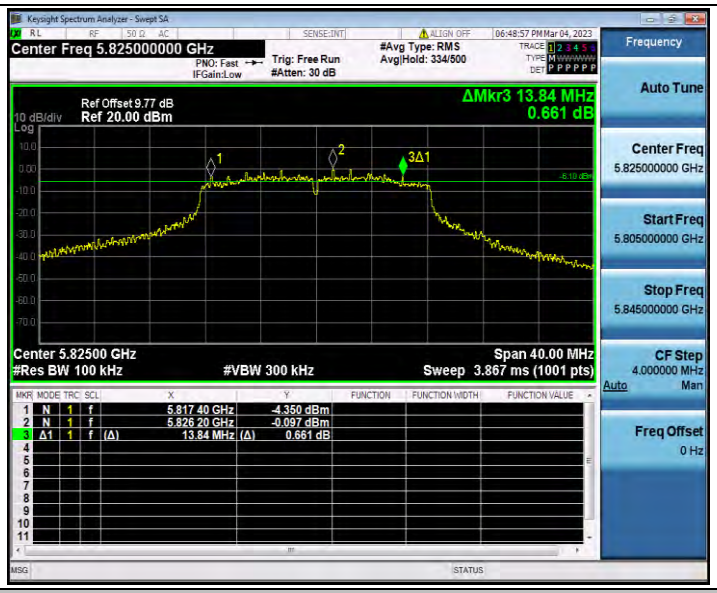

11N20SISO_Ant1_5745

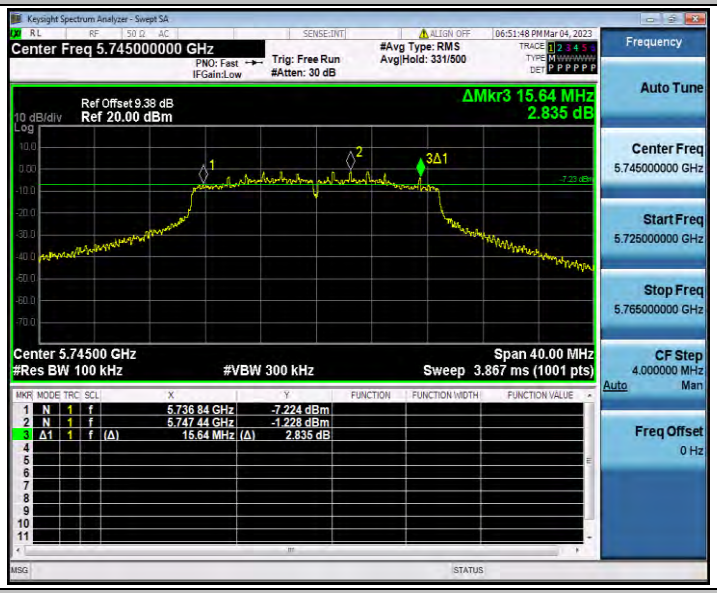

11N20SISO_Ant1_5785

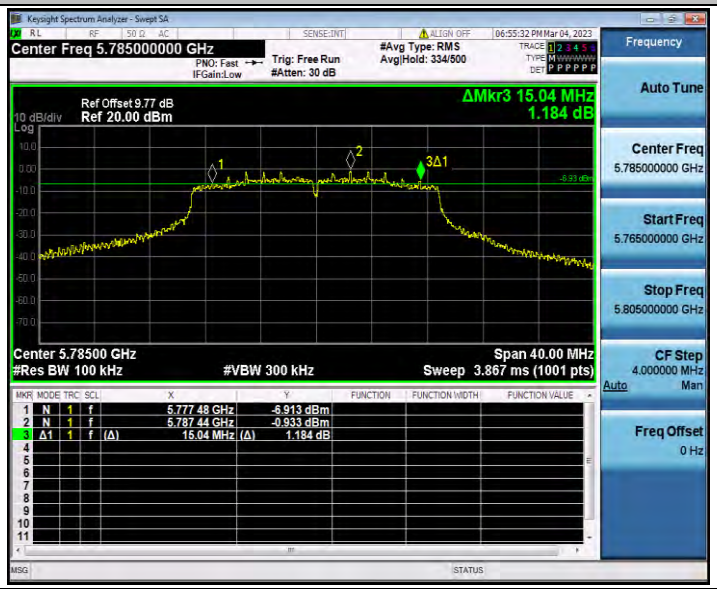

11N20SISO_Ant1_5825

11N40SISO_Ant1_5755

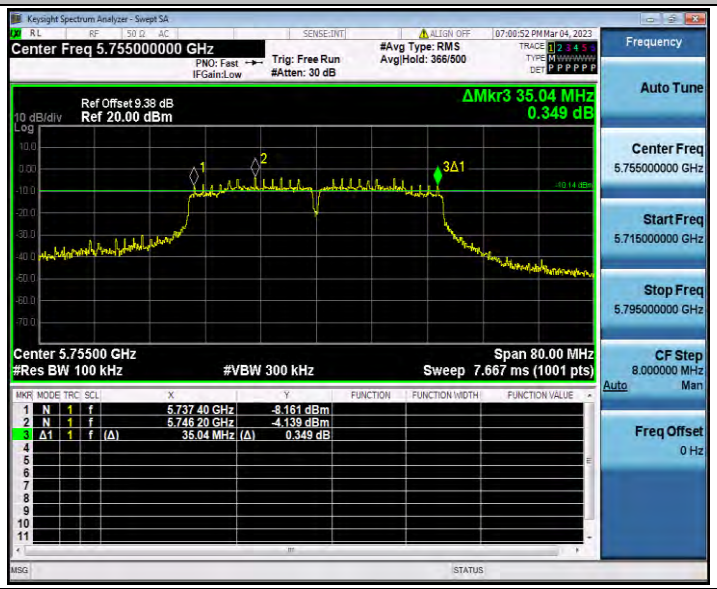

11N40SISO_Ant1_5795

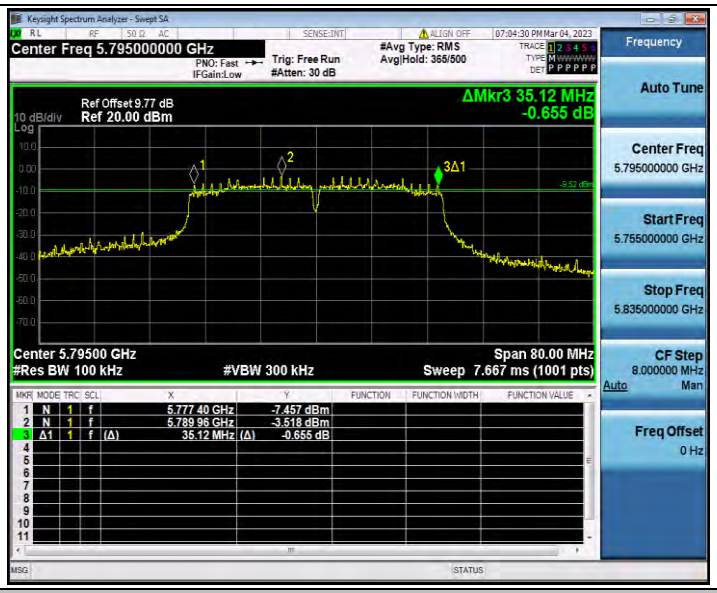

11AC20SISO_Ant1_5745

11AC20SISO_Ant1_5785

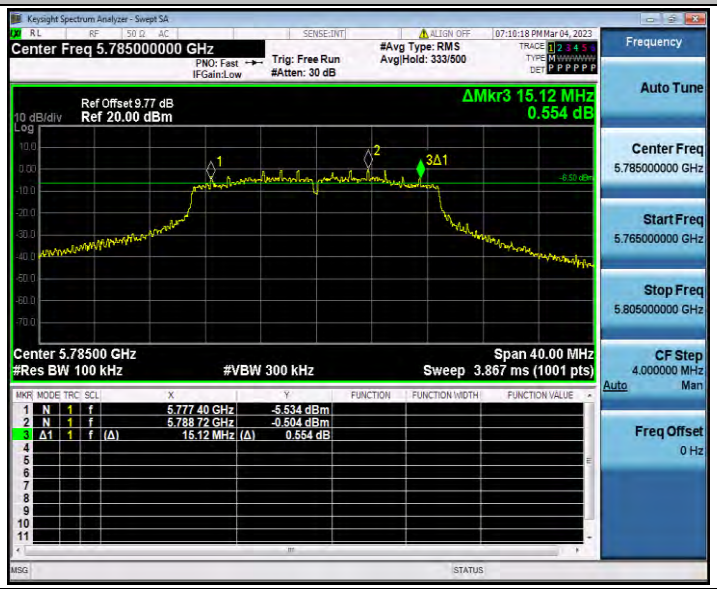

11AC20SISO_Ant1_5825

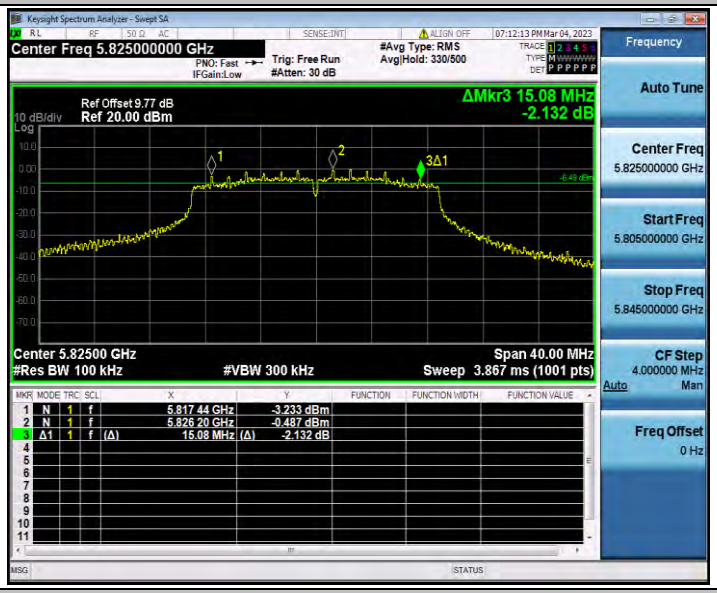

11AC40SISO_Ant1_5755

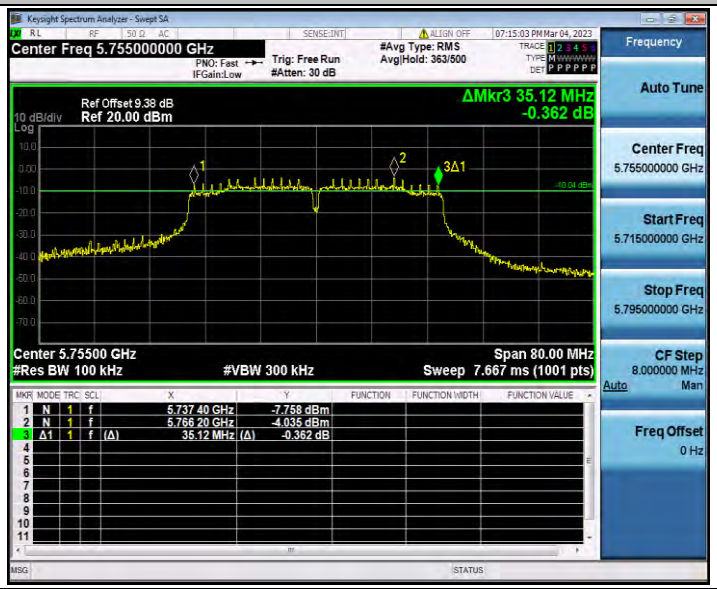

11AC40SISO_Ant1_5795

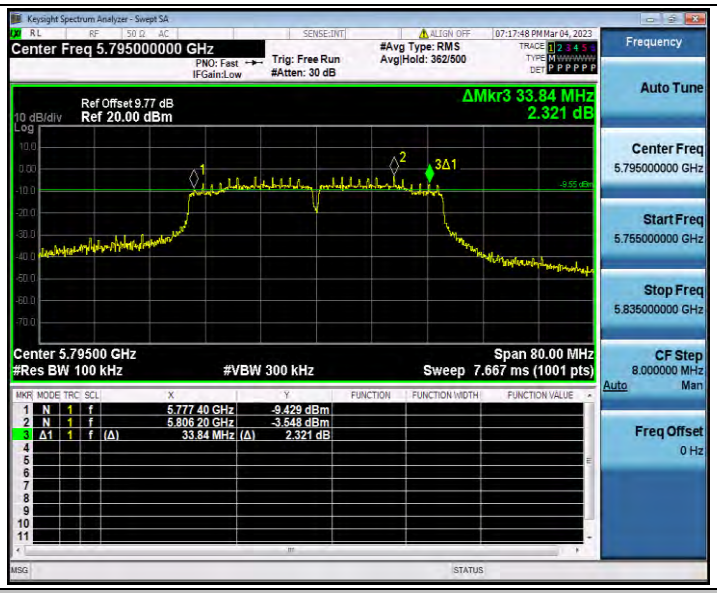

11AC80SISO_Ant1_5775

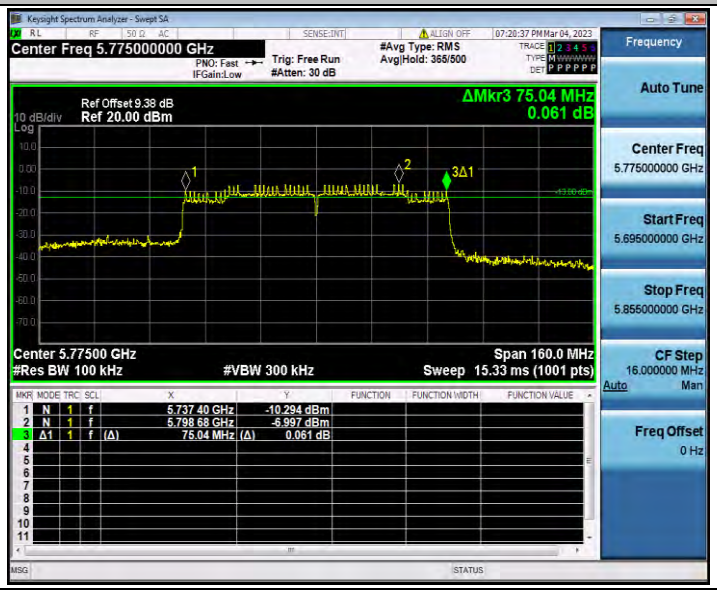

Appendix E.4: Duty Cycle

Test Result

TestMode	Antenna	Frequency[MHz]	Transmission Duration [ms]	Transmission Period [ms]	Duty Cycle [%]
11A	Ant1	5745	2.05	2.07	99.03
		5785	2.04	2.07	98.55
		5825	2.05	2.07	99.03
11N20SISO	Ant1	5745	1.91	1.93	98.96
		5785	1.91	1.93	98.96
		5825	1.91	1.93	98.96
11N40SISO	Ant1	5755	0.94	0.96	97.92
		5795	0.93	0.96	96.88
11AC20SISO	Ant1	5745	1.91	1.93	98.96
		5785	1.91	1.94	98.45
		5825	1.91	1.94	98.45
11AC40SISO	Ant1	5755	0.94	1.12	83.93
		5795	0.94	1.11	84.68
11AC80SISO	Ant1	5775	0.46	0.54	85.19

Test Graphs

11A_Ant1_5745

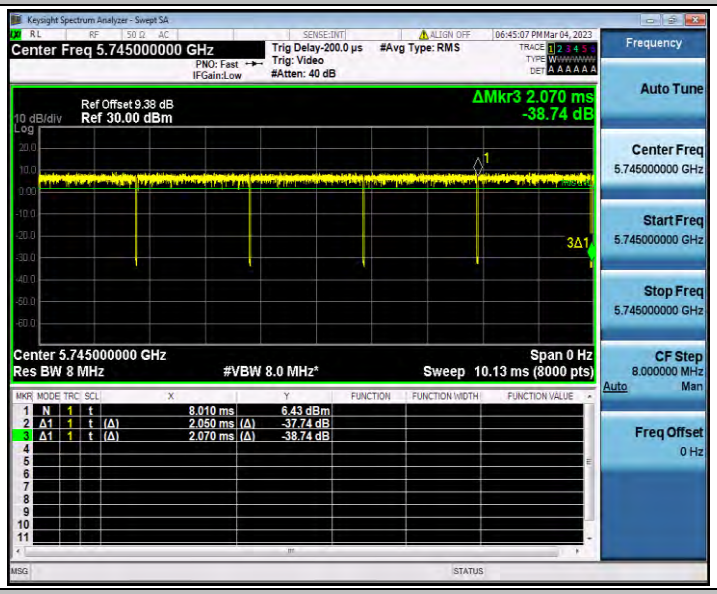

11A_Ant1_5785

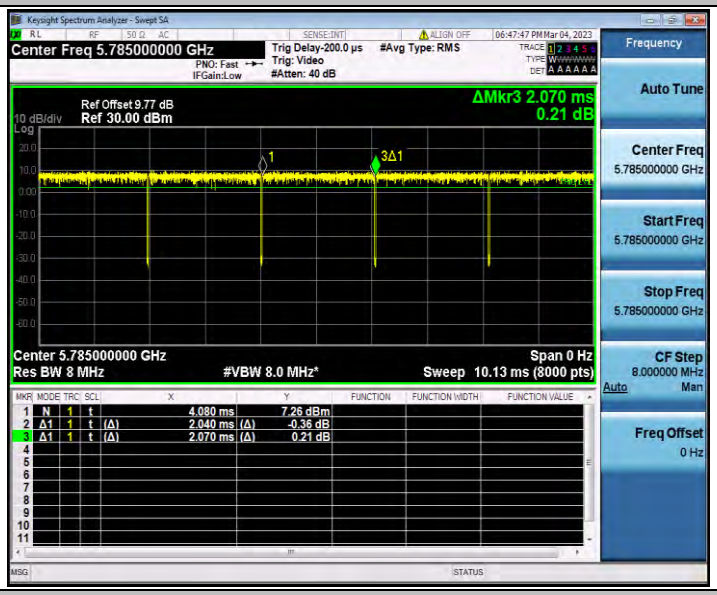

11A_Ant1_5825

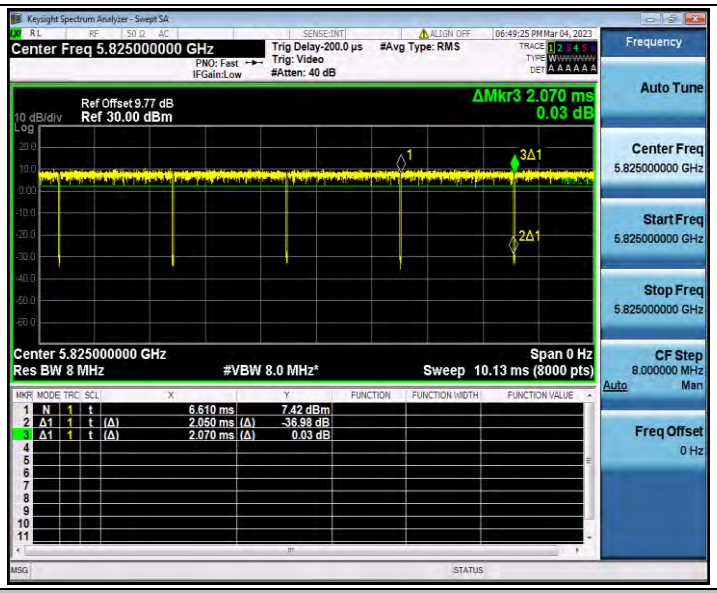

11N20SISO_Ant1_5745

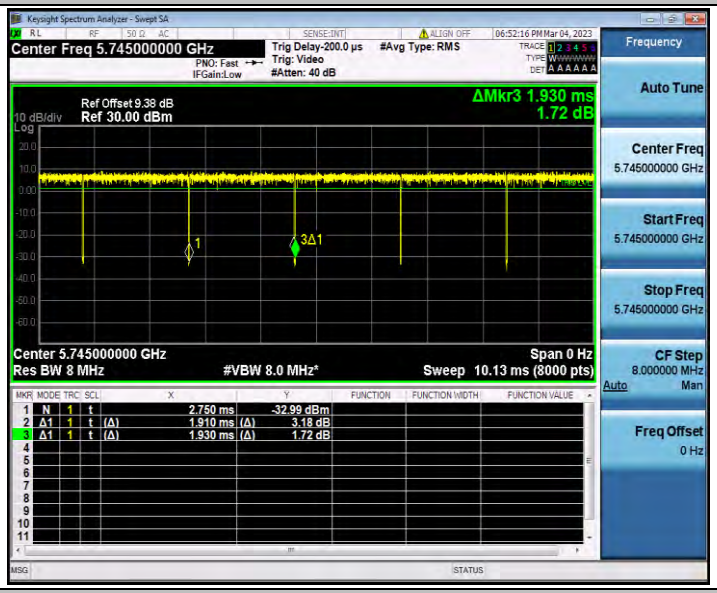

11N20SISO_Ant1_5785

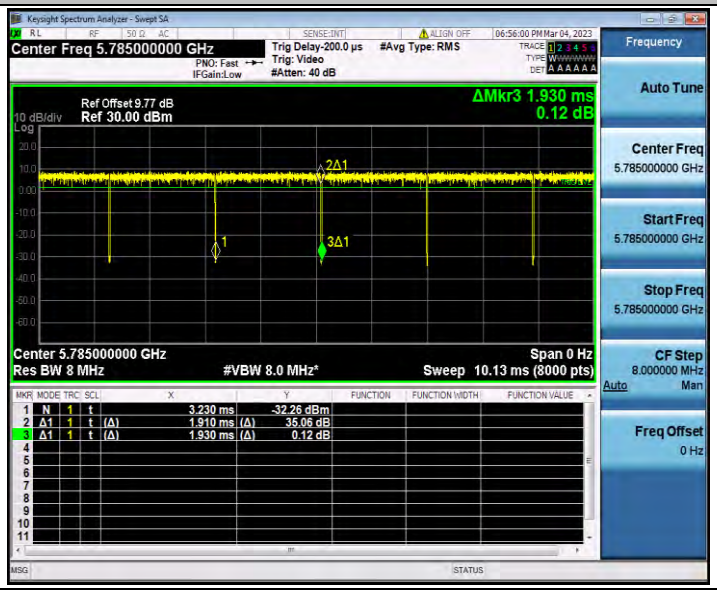

11N20SISO_Ant1_5825

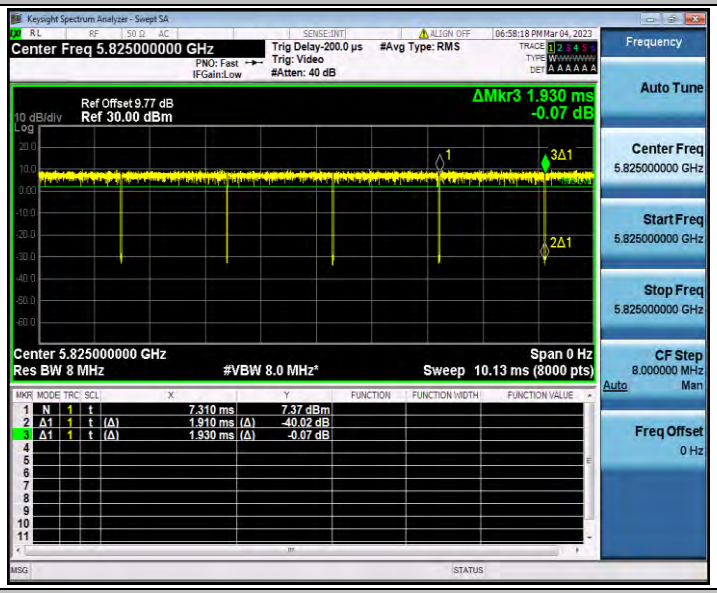

11N40SISO_Ant1_5755

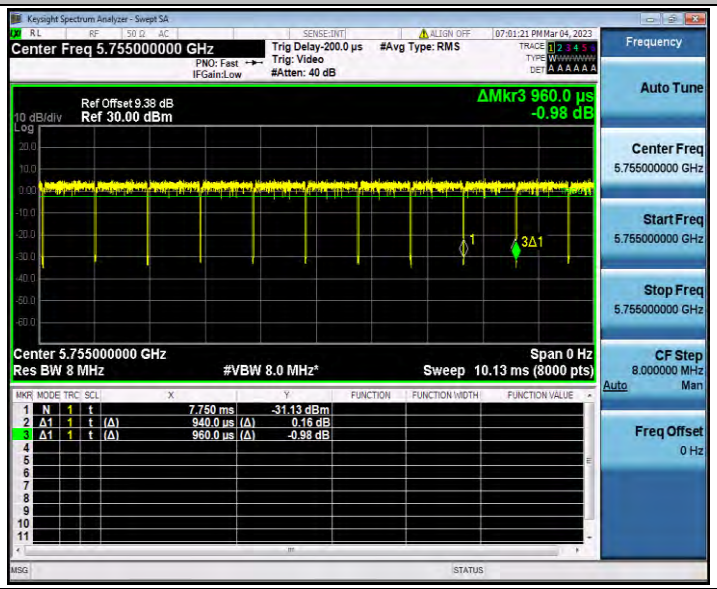

11N40SISO_Ant1_5795

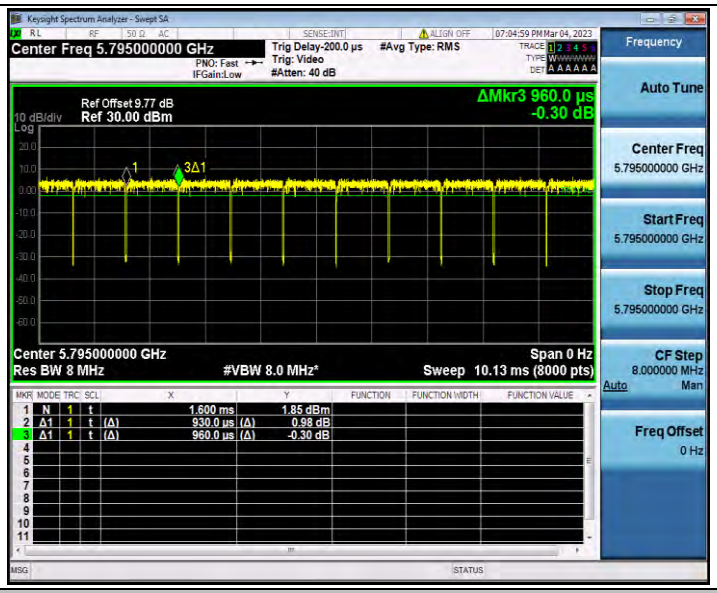

11AC20SISO_Ant1_5745

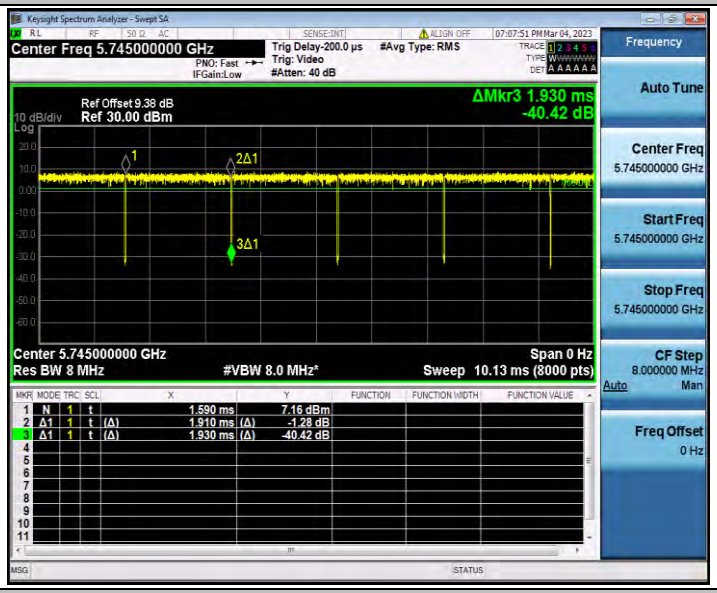

11AC20SISO_Ant1_5785

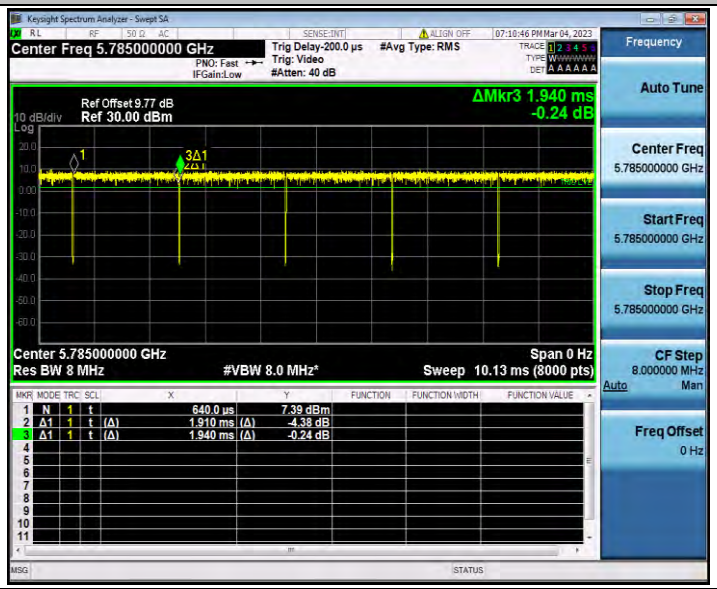

11AC20SISO_Ant1_5825

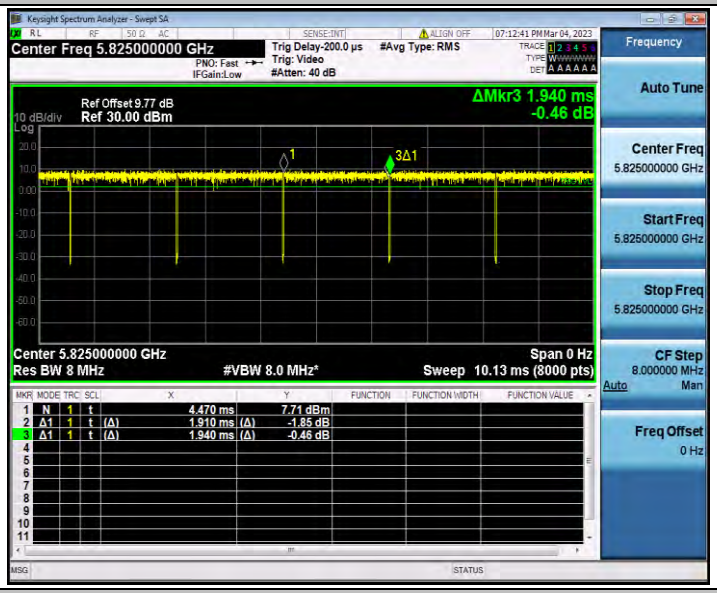

11AC40SISO_Ant1_5755

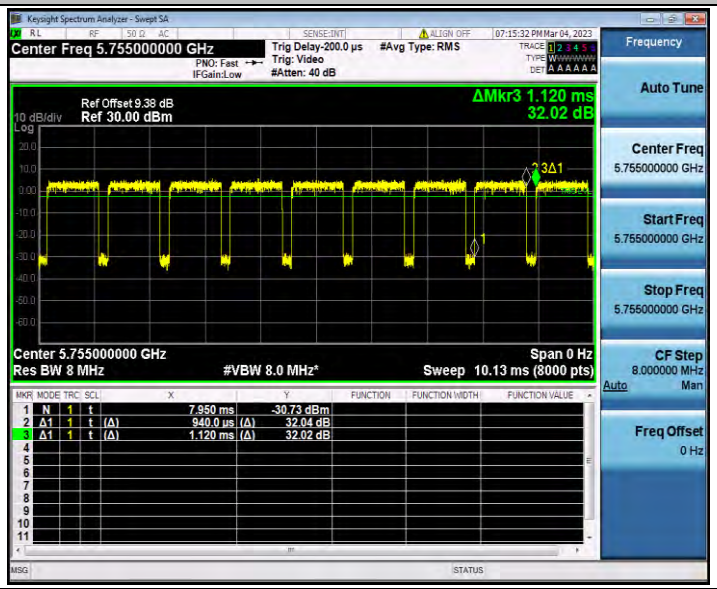

11AC40SISO_Ant1_5795

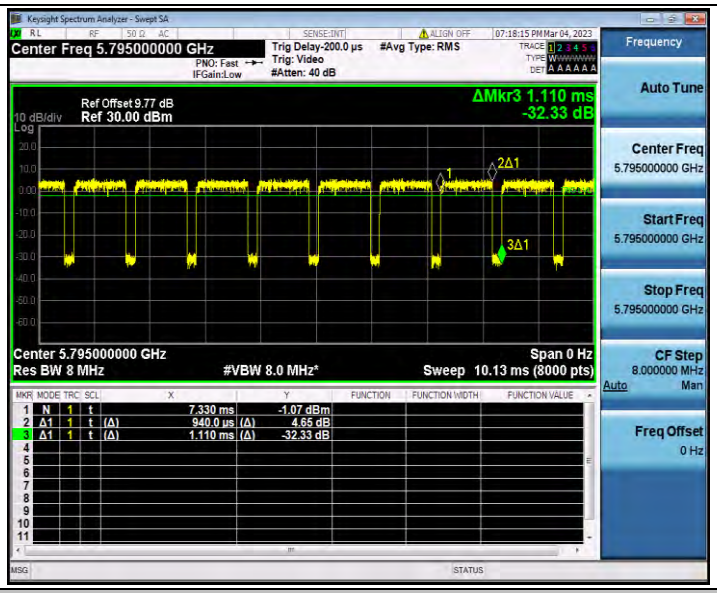

11AC80SISO_Ant1_5775

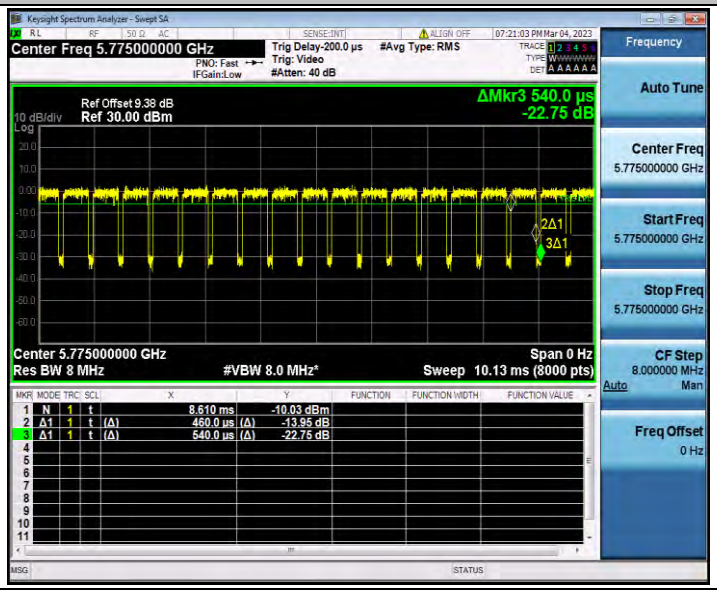

Appendix E.4: Maximum conducted output power

Test Result Channel Power

Test Mode	Antenna	Frequency[MHz]	Channel Powert [dBm]	Duty Cycle [%]	DC Factor [dBm]	Result [dBm]	Limit [dBm]	Verdict
11A	Ant1	5745	8.98	99.03	0.04	9.02	≤30.00	PASS
		5785	9.91	98.55	0.06	9.97	≤30.00	PASS
		5825	10.05	99.03	0.04	10.09	≤30.00	PASS
11N20SISO	Ant1	5745	9.02	98.96	0.05	9.07	≤30.00	PASS
		5785	9.29	98.96	0.05	9.34	≤30.00	PASS
		5825	9.84	98.96	0.05	9.89	≤30.00	PASS
11N40SISO	Ant1	5755	8.78	97.92	0.09	8.87	≤30.00	PASS
		5795	9.38	96.88	0.14	9.52	≤30.00	PASS
11AC20SISO	Ant1	5745	9.02	98.96	0.05	9.07	≤30.00	PASS
		5785	9.97	98.45	0.07	10.04	≤30.00	PASS
		5825	9.89	98.45	0.07	9.96	≤30.00	PASS
11AC40SISO	Ant1	5755	8.35	83.93	0.76	9.11	≤30.00	PASS
		5795	8.67	84.68	0.72	9.39	≤30.00	PASS
11AC80SISO	Ant1	5775	8.46	85.19	0.70	9.16	≤30.00	PASS

Note：The Duty Cycle Factor is compensated in the graph.

Appendix E.5: Maximum power spectral density

Test Result

TestMode	Antenna	Frequency[MHz]	Result [dBm/MHz]	Limit[dBm/MHz]	Verdict
11A	Ant1	5745	-4.71	≤30.00	PASS
		5785	-3.76	≤30.00	PASS
		5825	-3.82	≤30.00	PASS
11N20SISO	Ant1	5745	-4.98	≤30.00	PASS
		5785	-4.59	≤30.00	PASS
		5825	-3.97	≤30.00	PASS
11N40SISO	Ant1	5755	-8.27	≤30.00	PASS
		5795	-7.49	≤30.00	PASS
11AC20SISO	Ant1	5745	-4.99	≤30.00	PASS
		5785	-4.3	≤30.00	PASS
		5825	-4.15	≤30.00	PASS
11AC40SISO	Ant1	5755	-7.68	≤30.00	PASS
		5795	-7.26	≤30.00	PASS
11AC80SISO	Ant1	5775	-10.98	≤30.00	PASS

Note：1.The Result and Limit Unit is dBm/500 kHz in the band 5.725–5.85 GHz.
2.The Duty Cycle Factor and RBW Factor is compensated in the graph.

Test Graphs

11A_Ant1_5745

11A_Ant1_5785

11A_Ant1_5825

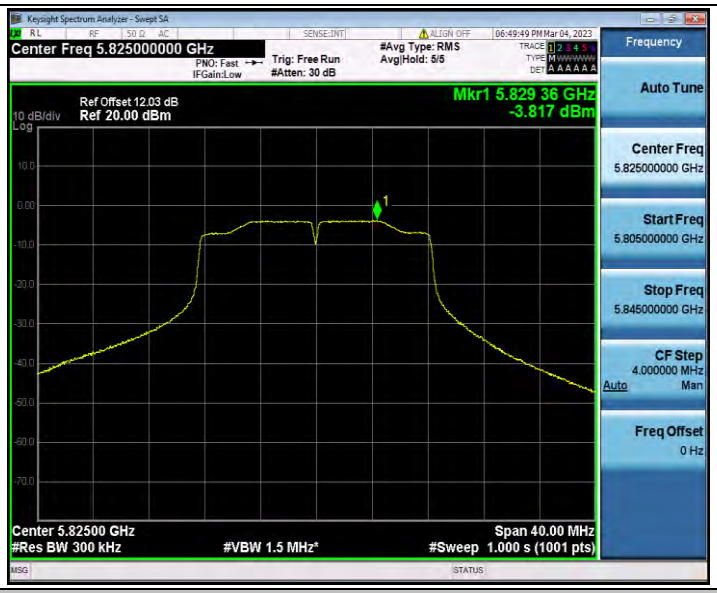

11N20SISO_Ant1_5745

11N20SISO_Ant1_5785

11N20SISO_Ant1_5825

11N40SISO_Ant1_5755

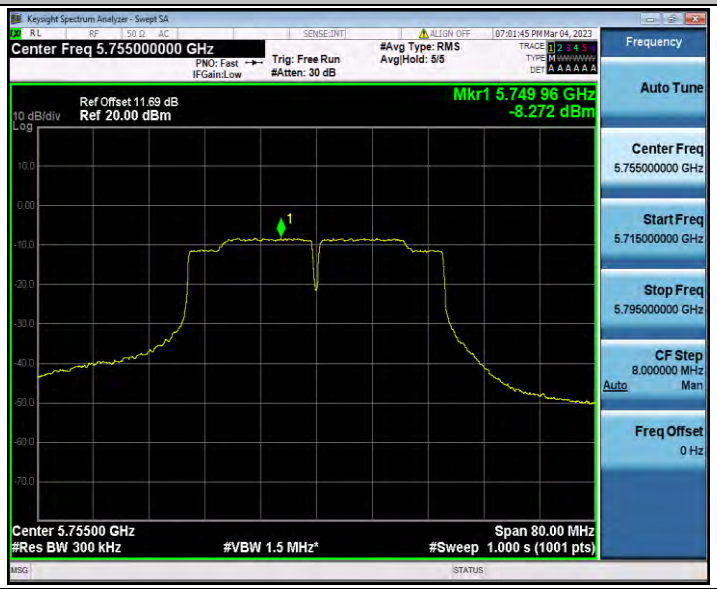

11N40SISO_Ant1_5795

11AC20SISO_Ant1_5745

11AC20SISO_Ant1_5785

11AC20SISO_Ant1_5825

11AC40SISO_Ant1_5755

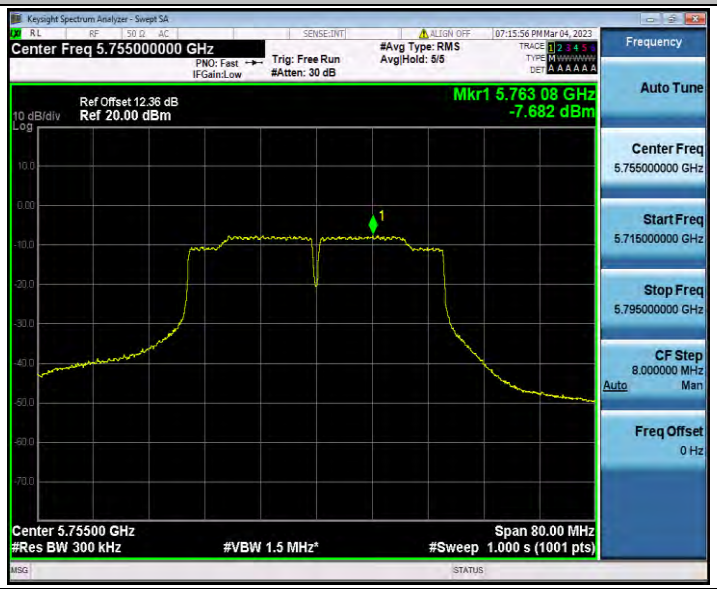

11AC40SISO_Ant1_5795

11AC80SISO_Ant1_5775

Appendix E.6: Band edge measurements

Test Result B4

TestMode	Antenna	ChName	Frequency[MHz]	FreqRange [MHz]	Result [dBm]	Limit [dBm]	Verdict
11A	Ant1	Low	5745	5650~5700	-37.82	≤4.62	PASS
				5700~5720	-36.39	≤15.56	PASS
				5720~5725	-27.58	≤24.99	PASS
				5760~5650	-40.36	≤-27	PASS
		High	5825	5850~5855	-36.52	≤20.41	PASS
				5855~5875	-37.43	≤10.51	PASS
				5875~5925	-36.81	≤-25.06	PASS
				5925~5935	-38.31	≤-27	PASS
11N20SISO	Ant1	Low	5745	5650~5700	-38.51	≤-6.28	PASS
				5700~5720	-35.05	≤15.59	PASS
				5720~5725	-27.49	≤26.83	PASS
				5760~5650	-39.87	≤-27	PASS
		High	5825	5850~5855	-36.9	≤16.72	PASS
				5855~5875	-37.66	≤15.43	PASS
				5875~5925	-38.33	≤-23.66	PASS
				5925~5935	-39.21	≤-27	PASS
11N40SISO	Ant1	Low	5755	5650~5700	-37.29	≤8.56	PASS
				5700~5720	-27.26	≤14.03	PASS
				5720~5725	-25.16	≤25.89	PASS
				5780~5650	-38.68	≤-27	PASS
		High	5795	5850~5855	-38.09	≤17.54	PASS
				5855~5875	-37.76	≤12.40	PASS
				5875~5925	-38.31	≤2.63	PASS
				5925~5935	-38.59	≤-27	PASS
11AC20SISO	Ant1	Low	5745	5650~5700	-38.51	≤5.30	PASS
				5700~5720	-35.58	≤15.59	PASS
				5720~5725	-28.27	≤26.57	PASS
				5760~5650	-39.82	≤-27	PASS
		High	5825	5850~5855	-37.12	≤18.87	PASS
				5855~5875	-37.45	≤10.02	PASS
				5875~5925	-38.13	≤-24.26	PASS
				5925~5935	-39.37	≤-27	PASS
11AC40SISO	Ant1	Low	5755	5650~5700	-36.53	≤-0.33	PASS
				5700~5720	-26.18	≤15.13	PASS
				5720~5725	-25.48	≤24.05	PASS
				5780~5650	-40.1	≤-27	PASS

		High	5795	5850~5855	-37.54	≤19.42	PASS
				5855~5875	-37.87	≤10.64	PASS
				5875~5925	-37.58	≤-16.91	PASS
				5925~5935	-38.3	≤-27	PASS
11AC80S ISO	Ant1	Low	5775	5650~5700	-24.36	≤9.22	PASS
				5700~5720	-23.13	≤11.53	PASS
				5720~5725	-22.11	≤20.95	PASS
				5800~5650	-32.9	≤-27	PASS
		High	5775	5850~5855	-31	≤16.22	PASS
				5855~5875	-31.84	≤10.85	PASS
				5875~5925	-36.67	≤-24.77	PASS
				5925~5935	-37.85	≤-27	PASS

Test Graphs B4

11A_Ant1_Low_5745

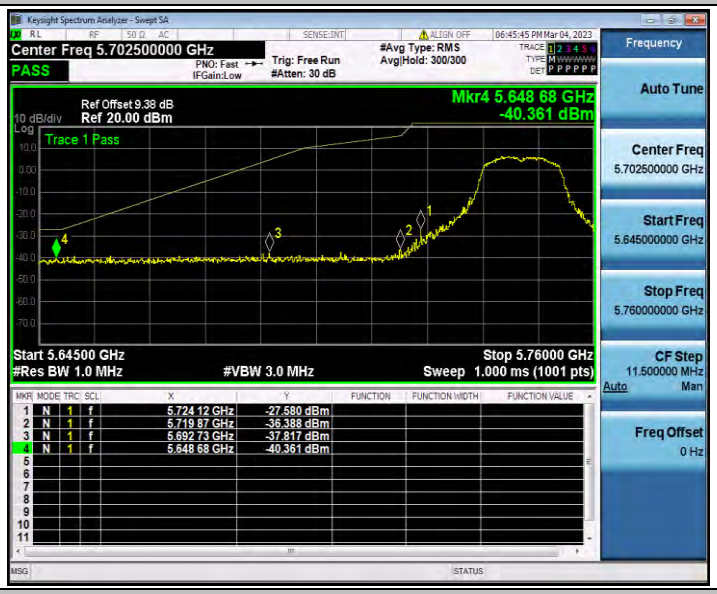

11A_Ant1_High_5825

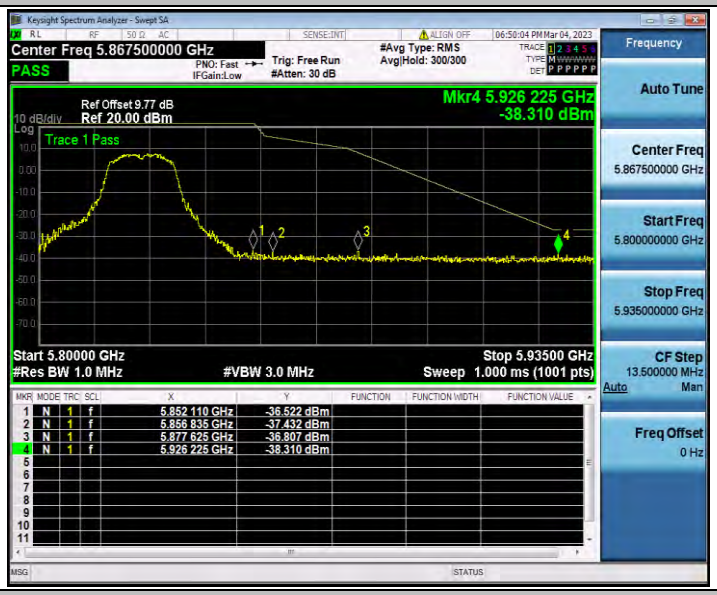

11N20SISO_Ant1_Low_5745

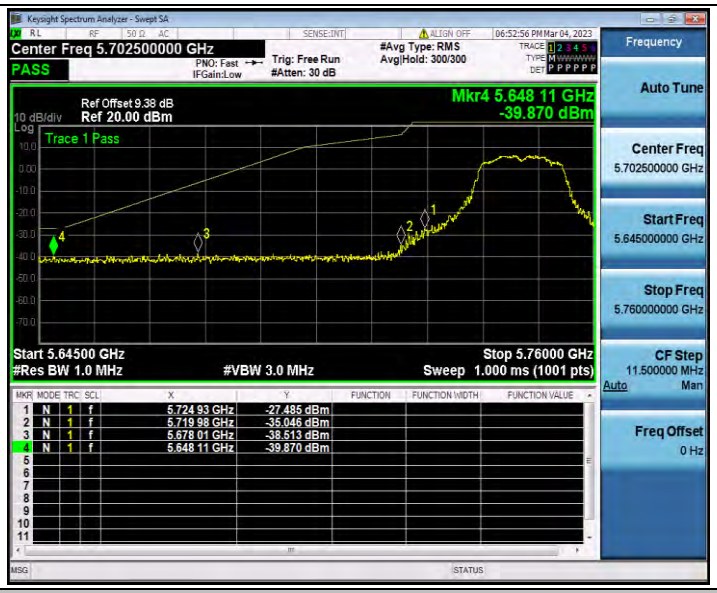

11N20SISO_Ant1_High_5825

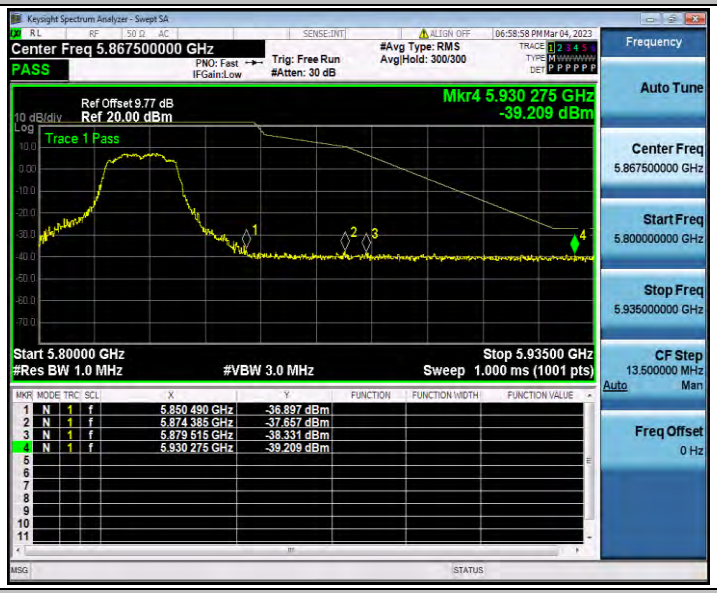

11N40SISO_Ant1_Low_5755

11N40SISO_Ant1_High_5795

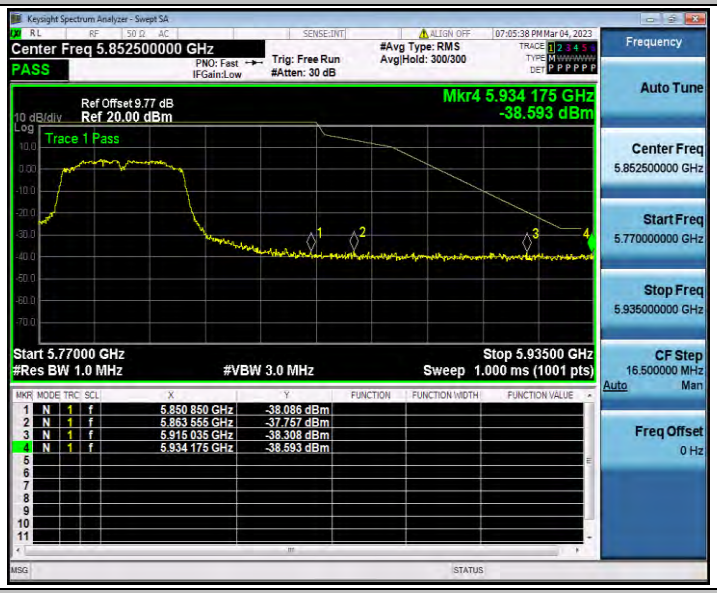

11AC20SISO_Ant1_Low_5745

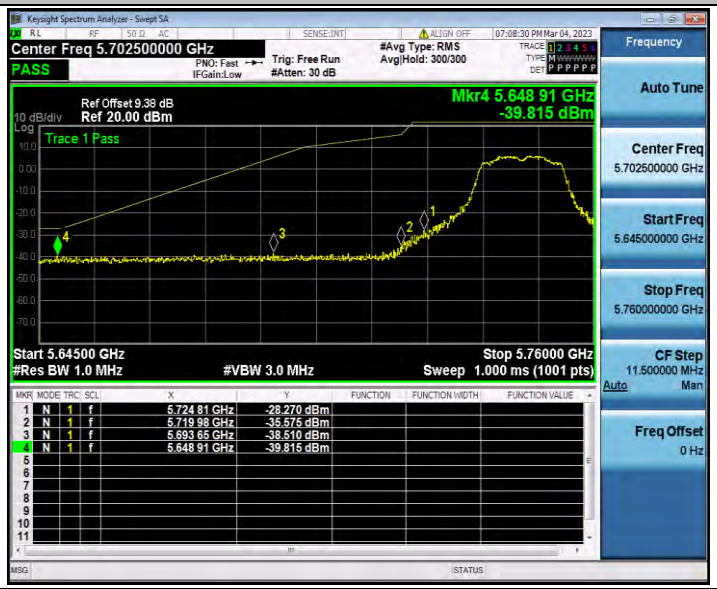

11AC20SISO_Ant1_High_5825

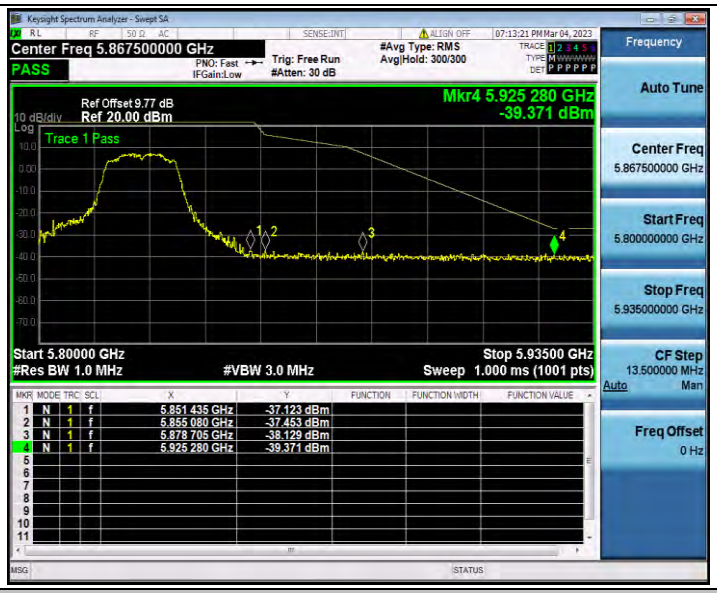

11AC40SISO_Ant1_Low_5755

11AC40SISO_Ant1_High_5795

11AC80SISO_Ant1_Low_5775

11AC80SISO_Ant1_High_5775

Appendix E.7: Conducted Spurious Emission

Test Result

TestMode	Antenna	Frequency[MHz]	FreqRange [MHz]	Max. Fre [MHz]	Max. Level [dBm]	Limit [dBm]	Verdict
11A	Ant1	5745	30~5650	5448.05	-40.43	≤-27	PASS
			5925~40000	24218.1	-31.83	≤-27	PASS
		5785	30~5650	2673.65	-40.48	≤-27	PASS
			5925~40000	26564.45	-32.48	≤-27	PASS
		5825	30~5650	3017.78	-40.87	≤-27	PASS
			5925~40000	24354.39	-32.37	≤-27	PASS
11N20SISO	Ant1	5745	30~5650	3341.68	-40.83	≤-27	PASS
			5925~40000	26785.04	-32.5	≤-27	PASS
		5785	30~5650	5511	-39.97	≤-27	PASS
			5925~40000	24373.35	-32.43	≤-27	PASS
		5825	30~5650	5433.07	-40.58	≤-27	PASS
			5925~40000	24277.11	-32.59	≤-27	PASS
11N40SISO	Ant1	5755	30~5650	5449.18	-41.21	≤-27	PASS
			5925~40000	24239.18	-33.21	≤-27	PASS
		5795	30~5650	3140.86	-40.43	≤-27	PASS
			5925~40000	24369.14	-30.43	≤-27	PASS
11AC20SISO	Ant1	5745	30~5650	3033.7	-41.22	≤-27	PASS
			5925~40000	24932.54	-32.52	≤-27	PASS
		5785	30~5650	2600.4	-39.56	≤-27	PASS
			5925~40000	24220.21	-32.55	≤-27	PASS
		5825	30~5650	4965.48	-39.62	≤-27	PASS
			5925~40000	25554.96	-32.91	≤-27	PASS
11AC40SISO	Ant1	5755	30~5650	2731.72	-40.93	≤-27	PASS
			5925~40000	24169.63	-31.7	≤-27	PASS
		5795	30~5650	5395.23	-40.24	≤-27	PASS
			5925~40000	26054.44	-32.03	≤-27	PASS
11AC80SISO	Ant1	5775	30~5650	5646.44	-34.45	≤-27	PASS
			5925~40000	24292.57	-32.86	≤-27	PASS

Test Graphs

11A_Ant1_5745_30~5650

11A_Ant1_5745_5925~40000

11A_Ant1_5785_30~5650

11A_Ant1_5785_5925~40000

11A_Ant1_5825_30~5650

11A_Ant1_5825_5925~40000

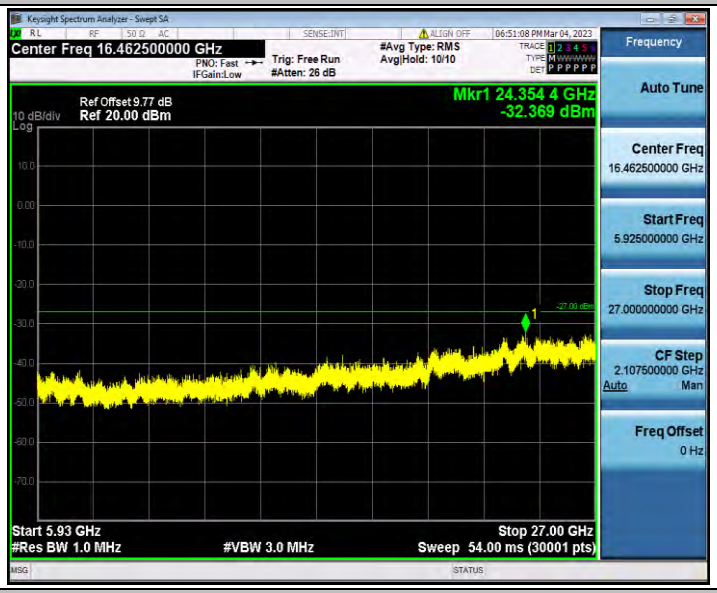

11N20SISO_Ant1_5745_30~5650

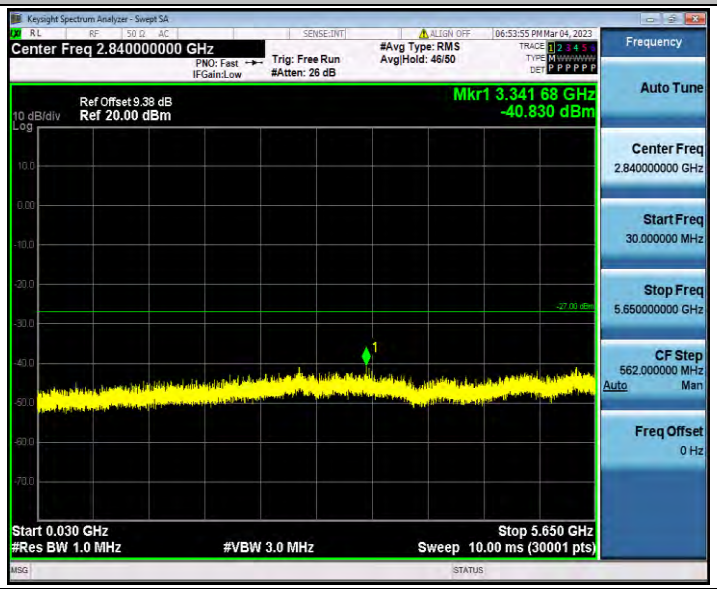

11N20SISO_Ant1_5745_5925~40000

11N20SISO_Ant1_5785_30~5650

11N20SISO_Ant1_5785_5925~40000

11N20SISO_Ant1_5825_30~5650

11N20SISO_Ant1_5825_5925~40000

11N40SISO_Ant1_5755_30~5650

11N40SISO_Ant1_5755_5925~40000

11N40SISO_Ant1_5795_30~5650

11N40SISO_Ant1_5795_5925~40000

11AC20SISO_Ant1_5745_30~5650

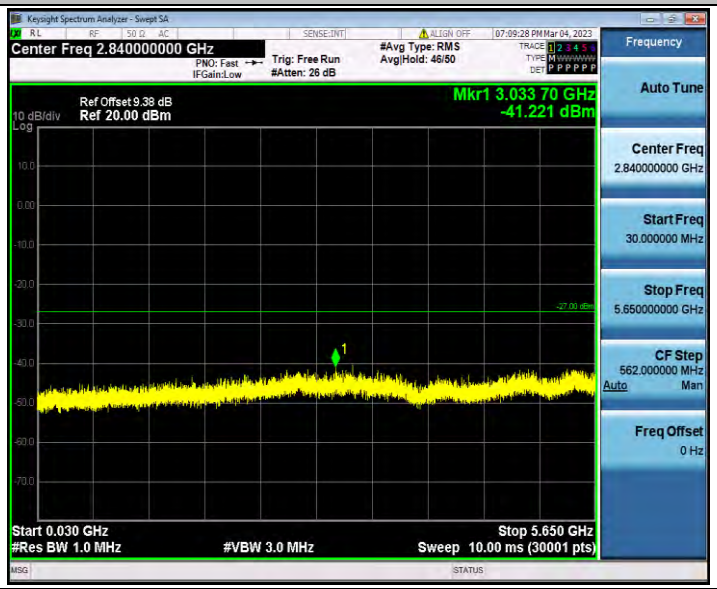

11AC20SISO_Ant1_5745_5925~40000

11AC20SISO_Ant1_5785_30~5650

11AC20SISO_Ant1_5785_5925~40000

11AC20SISO_Ant1_5825_30~5650

11AC20SISO_Ant1_5825_5925~40000

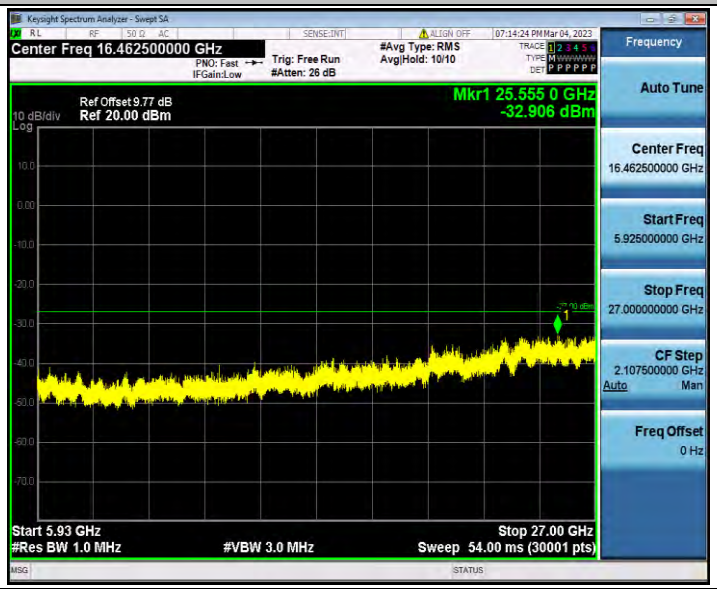

11AC40SISO_Ant1_5755_30~5650

11AC40SISO_Ant1_5755_5925~40000

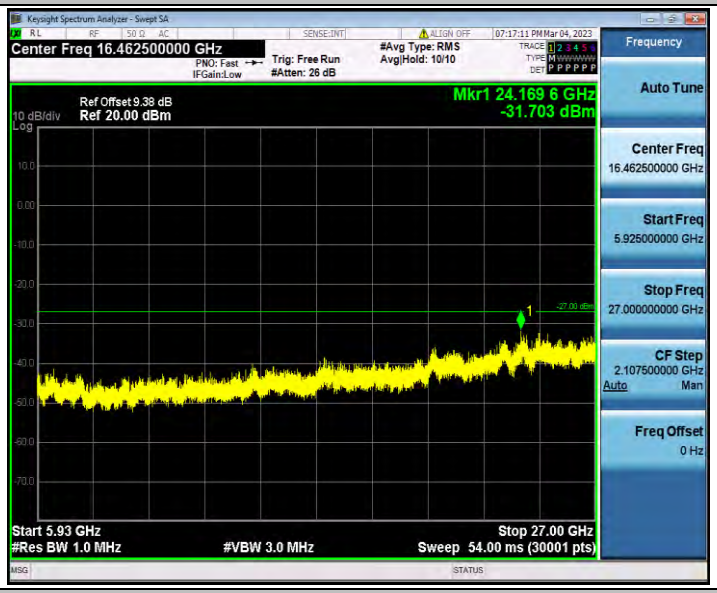

11AC40SISO_Ant1_5795_30~5650

11AC40SISO_Ant1_5795_5925~40000

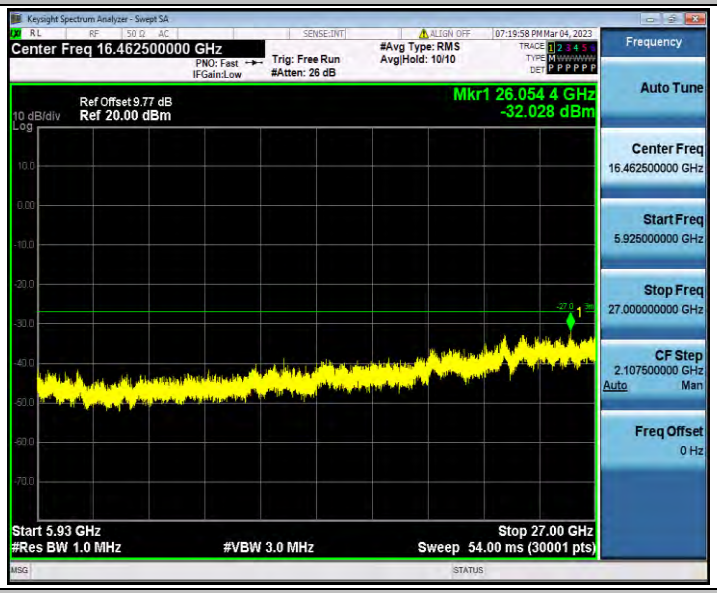

11AC80SISO_Ant1_5775_30~5650

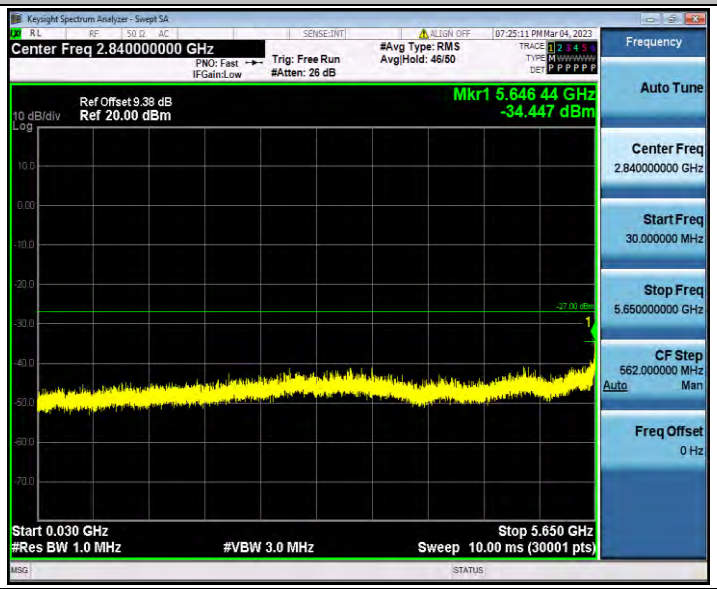

11AC80SISO_Ant1_5775_5925~40000

Keysight Spectrum Analyzer - Swept SA
RL
RF
50 Ω AC
SENSE:INT
ALIGN OFF
07:25:17 PM Mar 04, 2023
Center Freq 16.462500000 GHz
PNO: Fast
IFGain:Low
Trig: Free Run
#Atten: 26 dB
#Avg Type: RMS
Avg|Hold: 10/10
TRACE 1 2 3 4 5 6
TYPE M W W W W W
DET P P P P P
Frequency
Auto Tune
Center Freq
16.462500000 GHz
Start Freq
5.925000000 GHz
Stop Freq
27.000000000 GHz
CF Step
2.107500000 GHz
Auto
Man
Freq Offset
0 Hz
Ref Offset 9.38 dB
10 dB/div
Ref 20.00 dBm
Log
Mkr1 24.292 6 GHz
-32.863 dBm
-27.00 dBm
1
Start 5.93 GHz
#Res BW 1.0 MHz
#VBW 3.0 MHz
Stop 27.00 GHz
Sweep 54.00 ms (30001 pts)
MSG
STATUS