Case No. : GTS20230105011-1-26	
Ambient Condition: 24 ℃, 50 %RH, Atmos100.1Kpa,	
Test Date: 2023.3.6	**Test Engineer:** Jenny zeng

Appendix E.1: Occupied channel bandwidth

Test Result

TestMode	Antenna	Frequency[MHz]	OCB [MHz]	FL[MHz]	FH[MHz]	Limit[MHz]	Verdict
11A	Ant2	5745	16.940	5736.472	5753.412	---	---
		5785	16.875	5776.544	5793.419	---	---
		5825	16.928	5816.540	5833.468	---	---
11N20SISO	Ant2	5745	18.014	5735.949	5753.963	---	---
		5785	18.027	5775.981	5794.008	---	---
		5825	18.075	5816.009	5834.084	---	---
11N40SISO	Ant2	5755	36.323	5736.887	5773.210	---	---
		5795	36.243	5776.855	5813.098	---	---
11AC20SISO	Ant2	5745	18.002	5735.955	5753.957	---	---
		5785	18.013	5775.993	5794.006	---	---
		5825	18.073	5815.980	5834.053	---	---
11AC40SISO	Ant2	5755	36.273	5736.873	5773.146	---	---
		5795	36.240	5776.918	5813.158	---	---
11AC80SISO	Ant2	5775	75.643	5737.157	5812.800	---	---

Test Graphs

11A_Ant2_5745

11A_Ant2_5785

11A_Ant2_5825

11N20SISO_Ant2_5745

11N20SISO_Ant2_5785

11N20SISO_Ant2_5825

11N40SISO_Ant2_5755

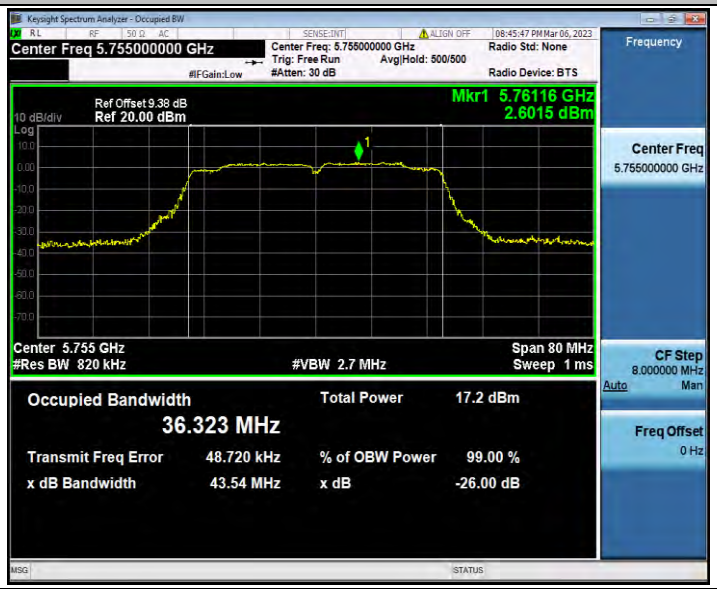

11N40SISO_Ant2_5795

11AC20SISO_Ant2_5745

11AC20SISO_Ant2_5785

11AC20SISO_Ant2_5825

11AC40SISO_Ant2_5755

11AC40SISO_Ant2_5795

11AC80SISO_Ant2_5775

Appendix E.2: Min emission bandwidth

Test Result B4

TestMode	Antenna	Frequency[MHz]	6db EBW [MHz]	FL[MHz]	FH[MHz]	Limit[MHz]	Verdict
11A	Ant2	5745	15.080	5737.400	5752.480	0.5	PASS
		5785	15.120	5777.400	5792.520	0.5	PASS
		5825	15.040	5817.480	5832.520	0.5	PASS
11N20SISO	Ant2	5745	15.040	5737.480	5752.520	0.5	PASS
		5785	15.080	5777.400	5792.480	0.5	PASS
		5825	15.920	5817.400	5833.320	0.5	PASS
11N40SISO	Ant2	5755	35.120	5737.400	5772.520	0.5	PASS
		5795	35.120	5777.400	5812.520	0.5	PASS
11AC20SISO	Ant2	5745	14.960	5737.480	5752.440	0.5	PASS
		5785	15.120	5777.400	5792.520	0.5	PASS
		5825	15.040	5817.440	5832.480	0.5	PASS
11AC40SISO	Ant2	5755	35.120	5737.400	5772.520	0.5	PASS
		5795	35.120	5777.400	5812.520	0.5	PASS
11AC80SISO	Ant2	5775	75.200	5737.400	5812.600	0.5	PASS

Test Graphs B4

11A_Ant2_5745

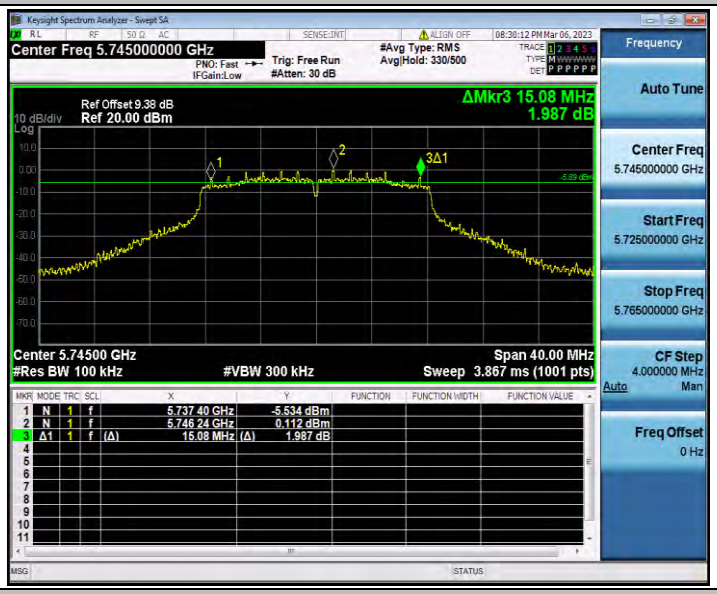

11A_Ant2_5785

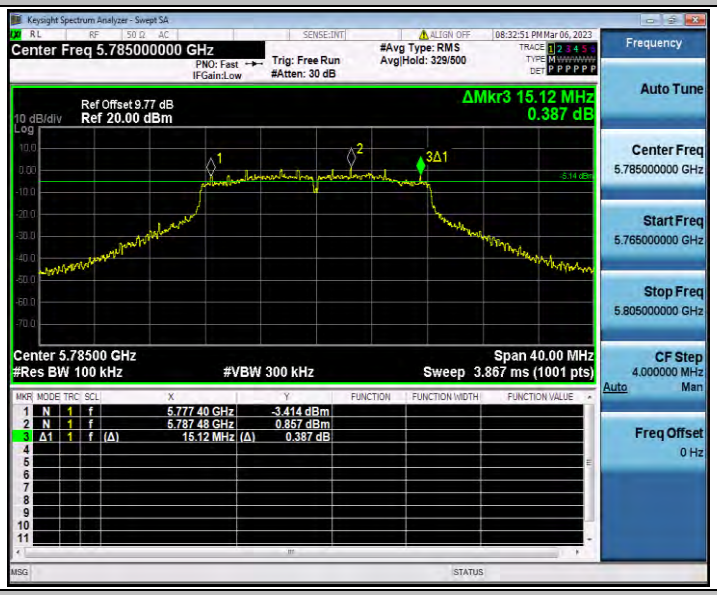

11A_Ant2_5825

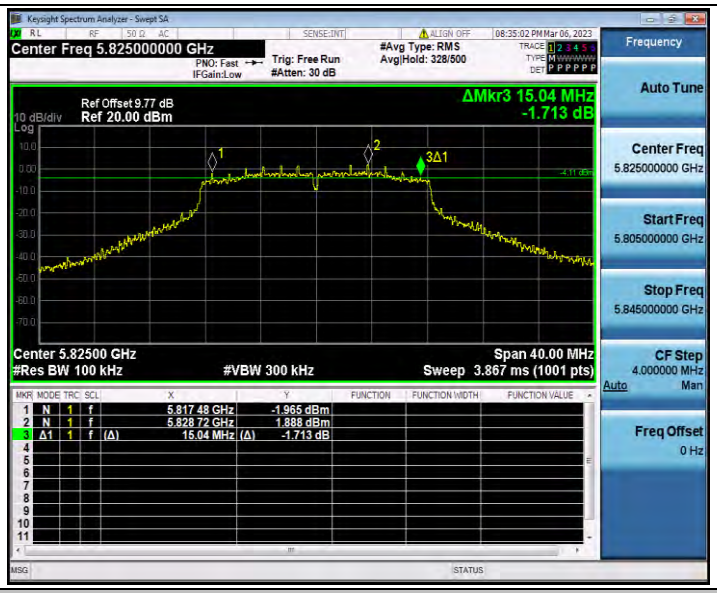

11N20SISO_Ant2_5745

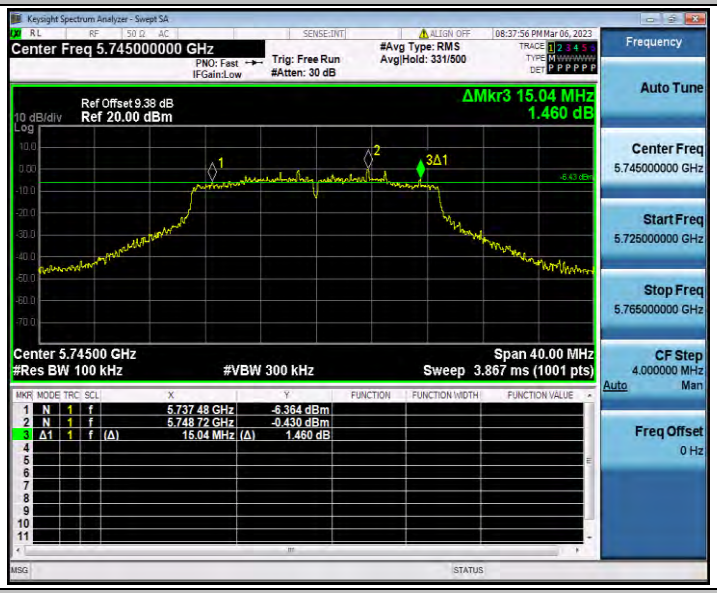

11N20SISO_Ant2_5785

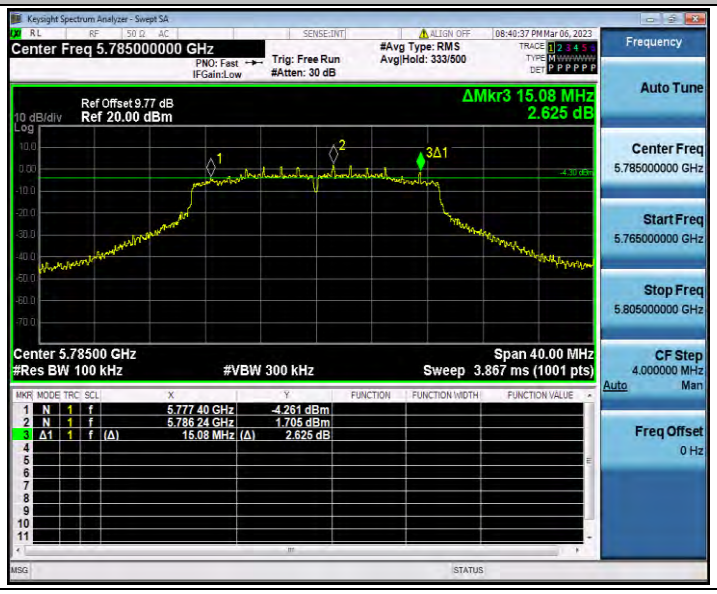

11N20SISO_Ant2_5825

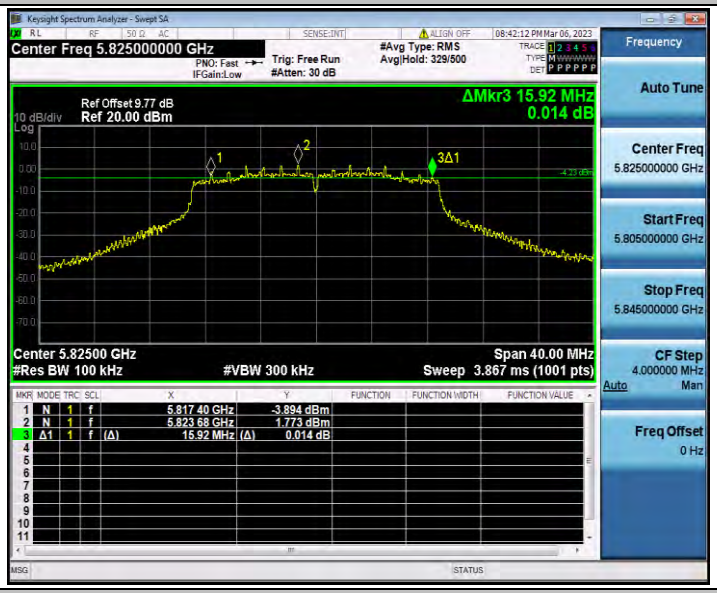

11N40SISO_Ant2_5755

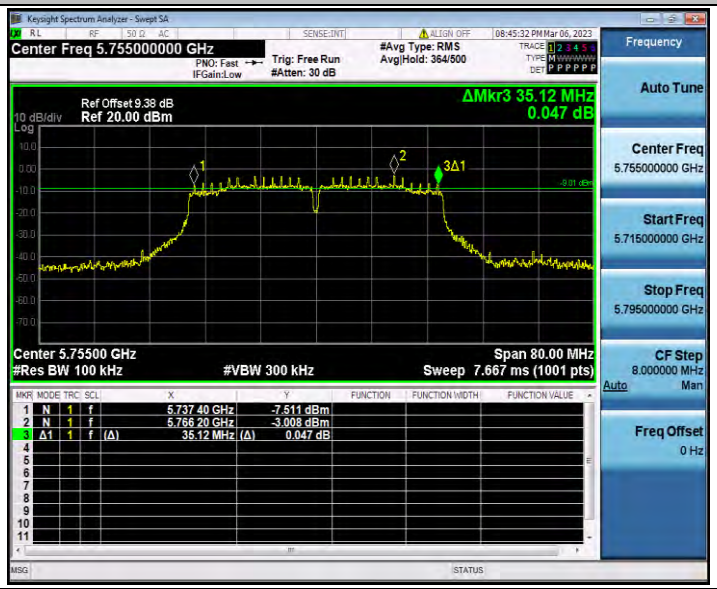

11N40SISO_Ant2_5795

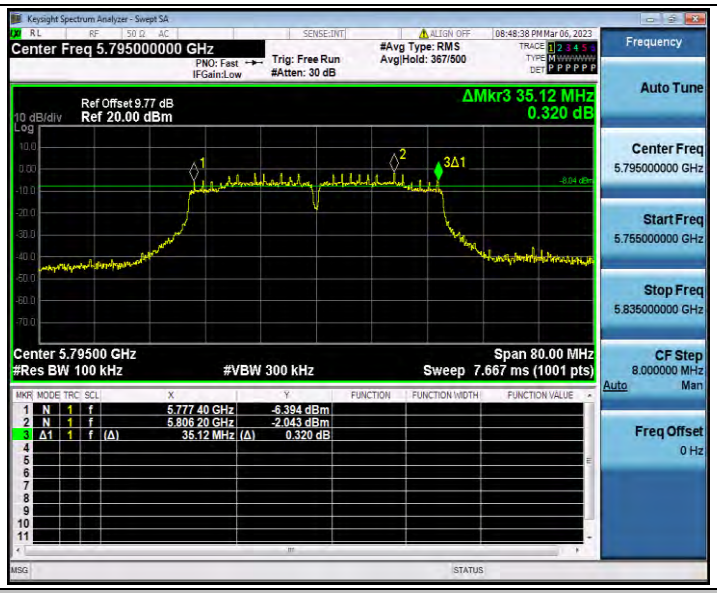

11AC20SISO_Ant2_5745

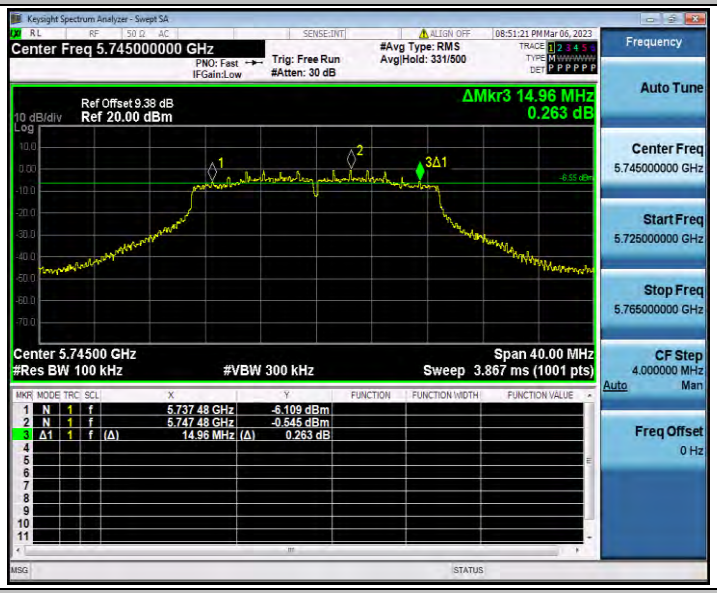

11AC20SISO_Ant2_5785

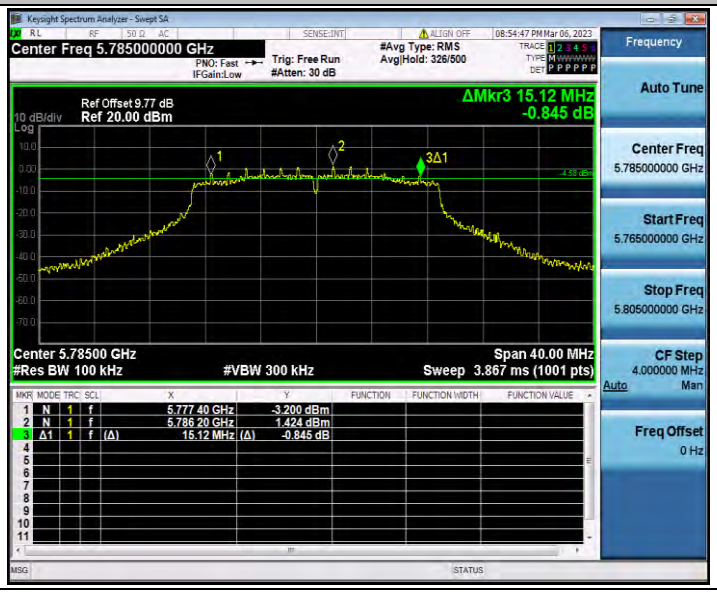

11AC20SISO_Ant2_5825

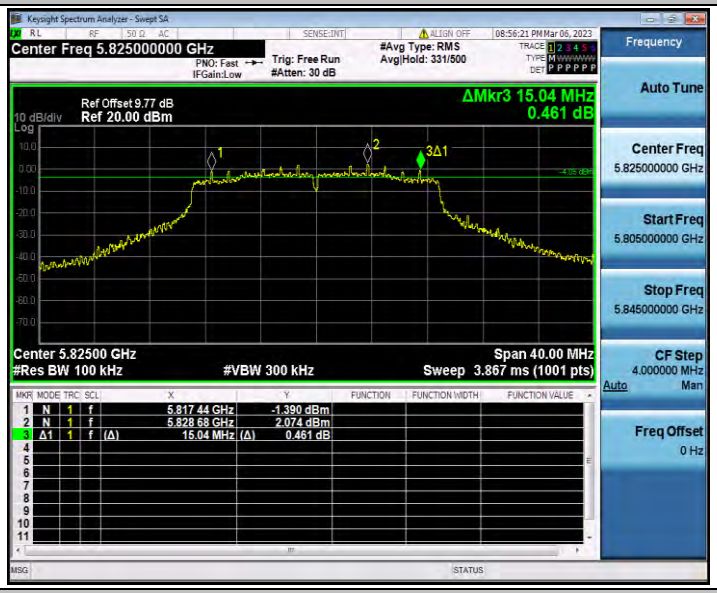

11AC40SISO_Ant2_5755

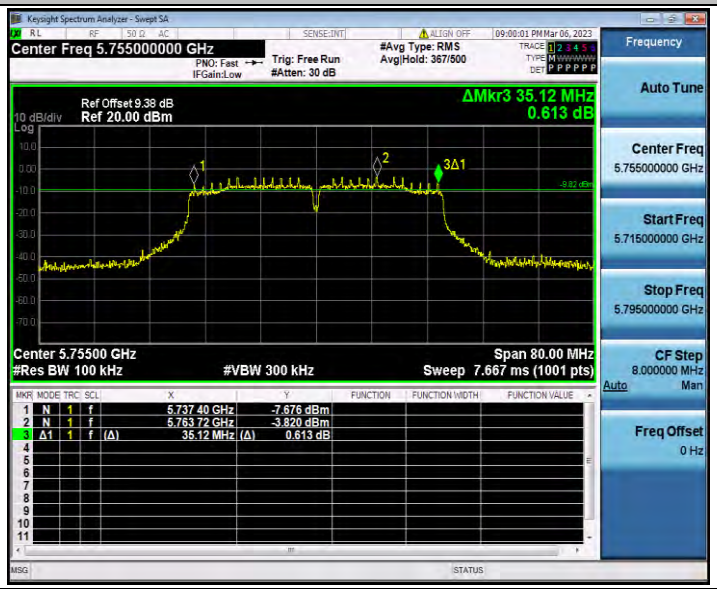

11AC40SISO_Ant2_5795

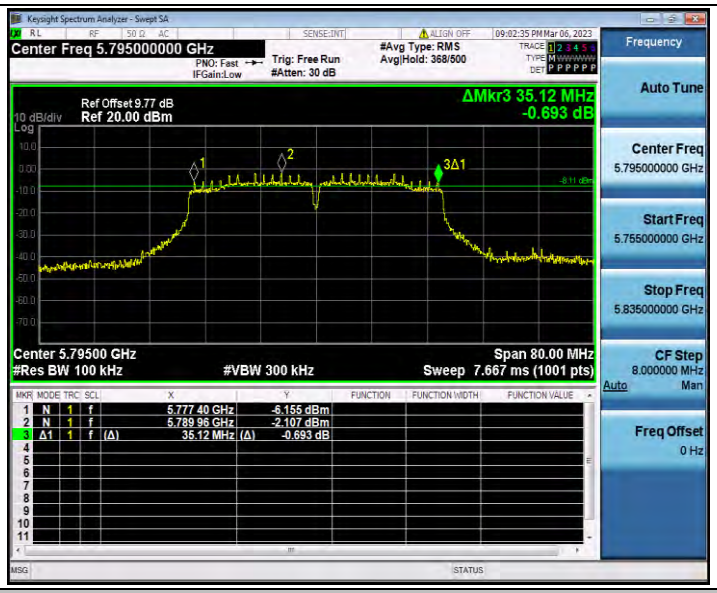

11AC80SISO_Ant2_5775

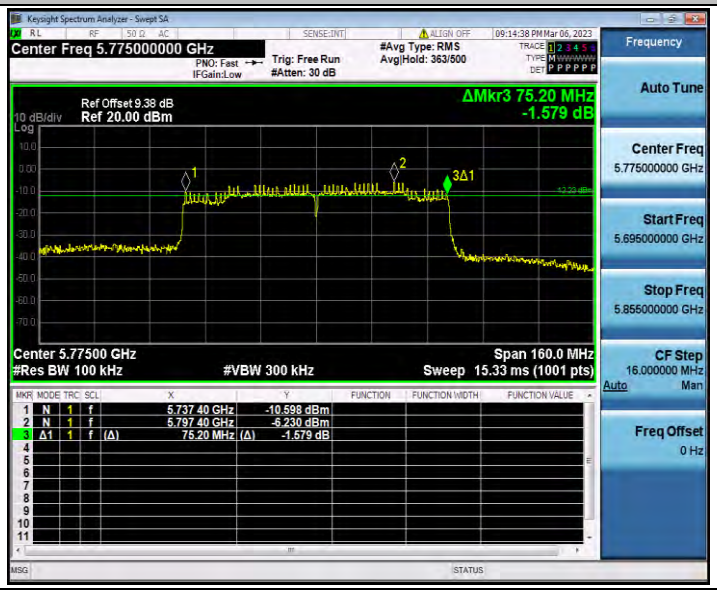

Appendix E.3: Duty Cycle

Test Result

TestMode	Antenna	Frequency[MHz]	Transmission Duration [ms]	Transmission Period [ms]	Duty Cycle [%]
11A	Ant2	5745	2.04	2.15	94.88
		5785	2.04	2.15	94.88
		5825	2.05	2.16	94.91
11N20SISO	Ant2	5745	1.91	1.99	95.98
		5785	1.90	1.99	95.48
		5825	1.91	1.99	95.98
11N40SISO	Ant2	5755	0.94	1.11	84.68
		5795	0.93	1.10	84.55
11AC20SISO	Ant2	5745	1.91	2.00	95.50
		5785	1.92	2.00	96.00
		5825	1.91	2.00	95.50
11AC40SISO	Ant2	5755	0.95	1.12	84.82
		5795	0.95	1.12	84.82
11AC80SISO	Ant2	5775	0.46	0.54	85.19

Test Graphs

11A_Ant2_5745
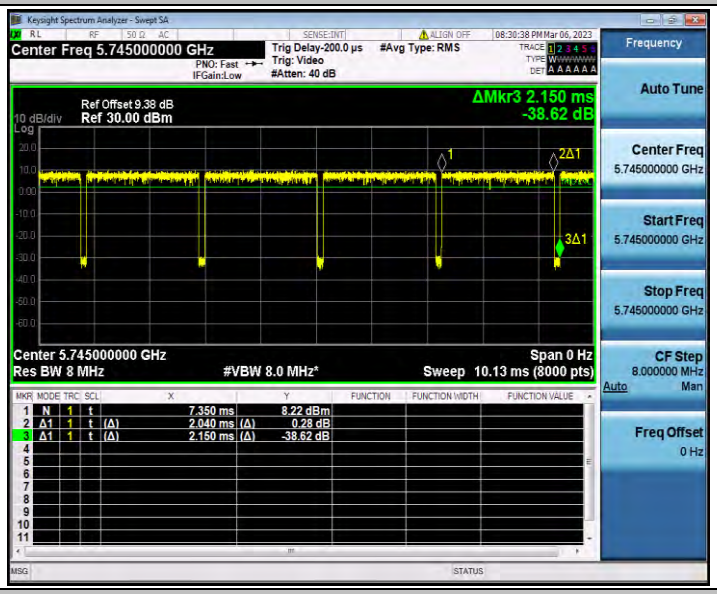

11A_Ant2_5785
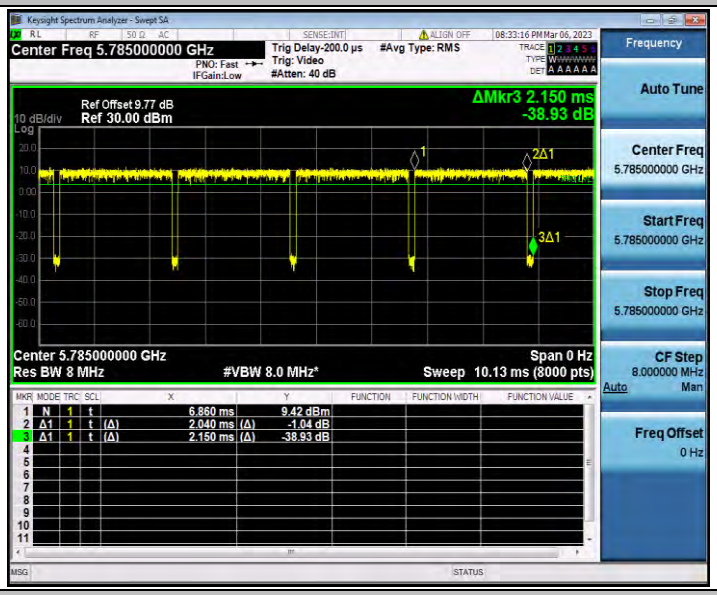

11A_Ant2_5825

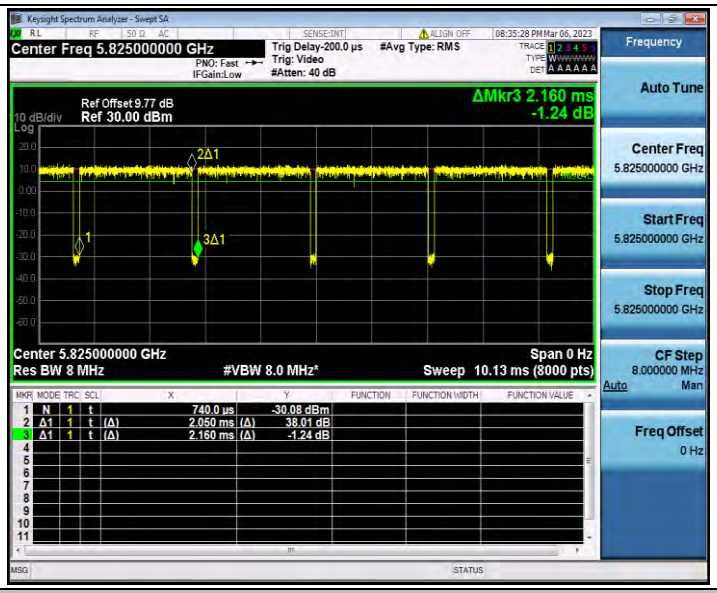

11N20SISO_Ant2_5745

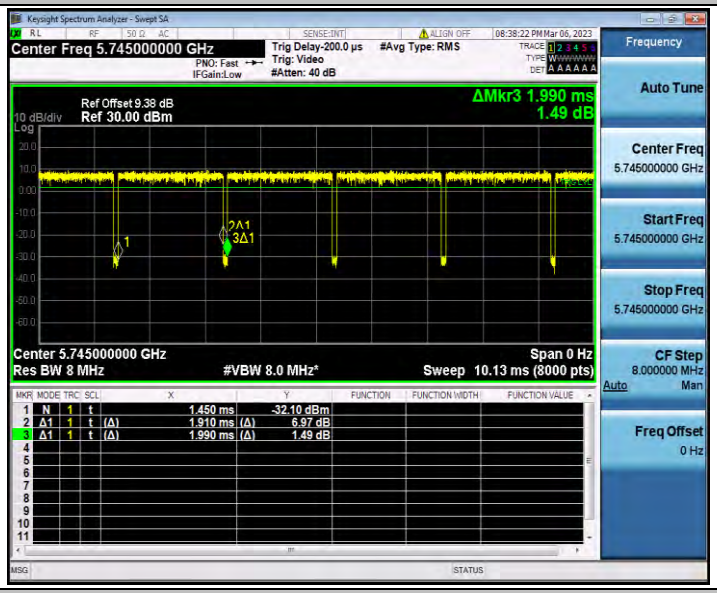

11N20SISO_Ant2_5785

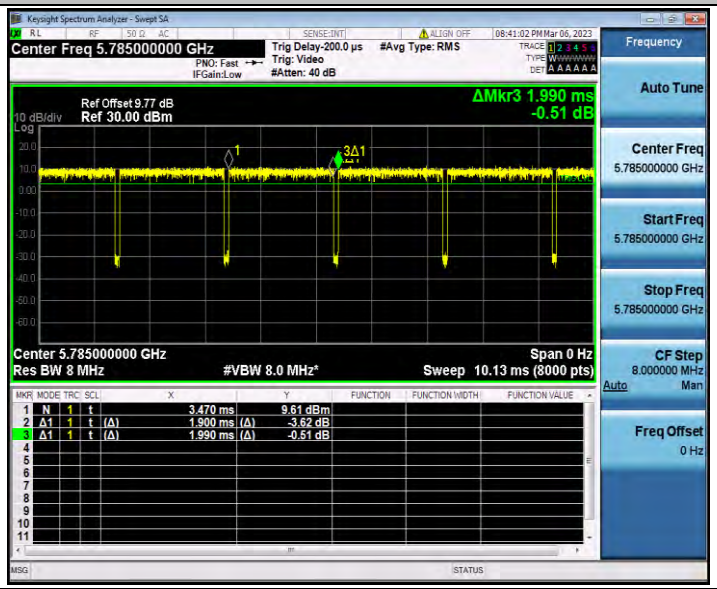

11N20SISO_Ant2_5825

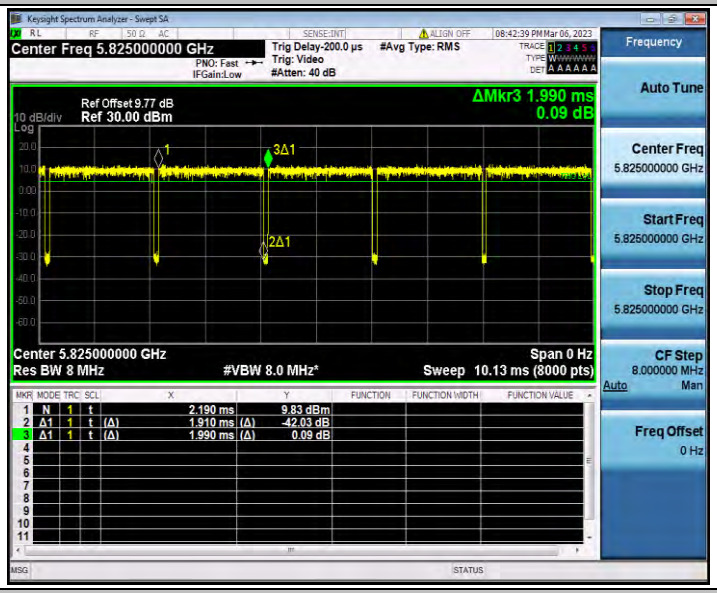

11N40SISO_Ant2_5755

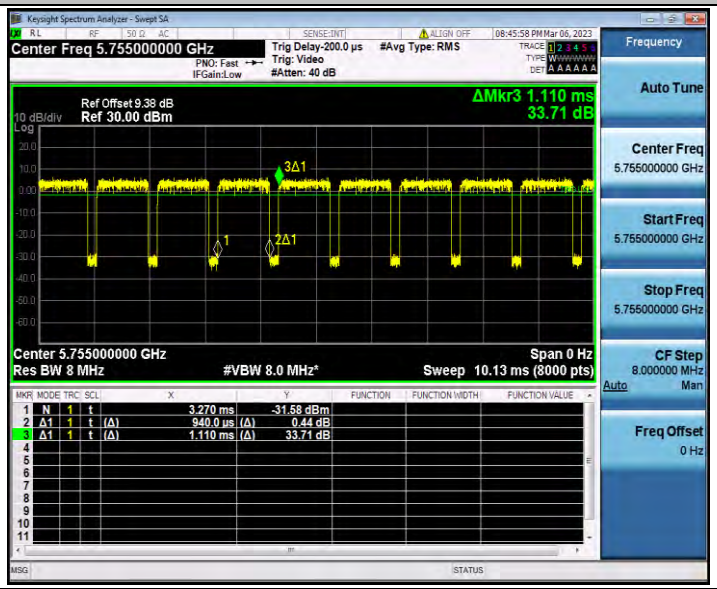

11N40SISO_Ant2_5795

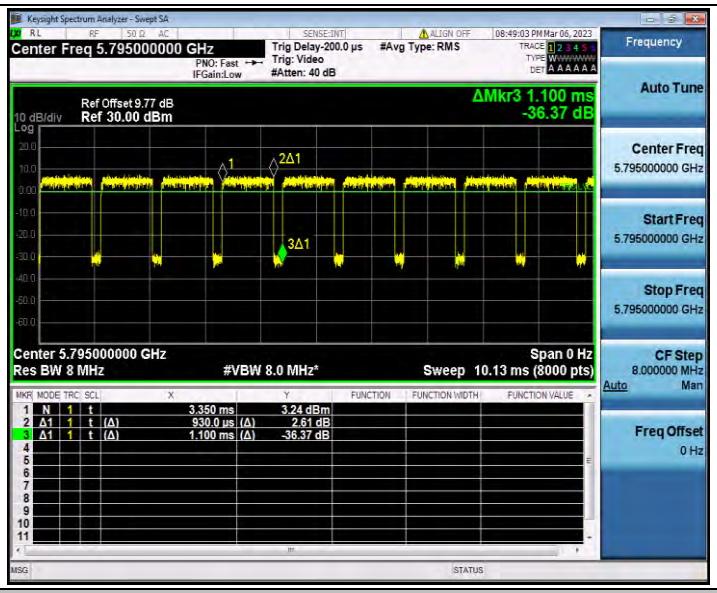

11AC20SISO_Ant2_5745

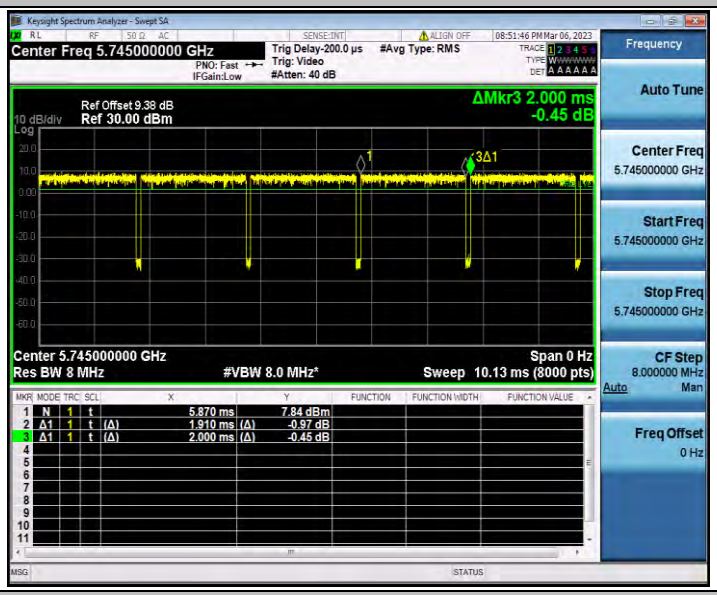

11AC20SISO_Ant2_5785

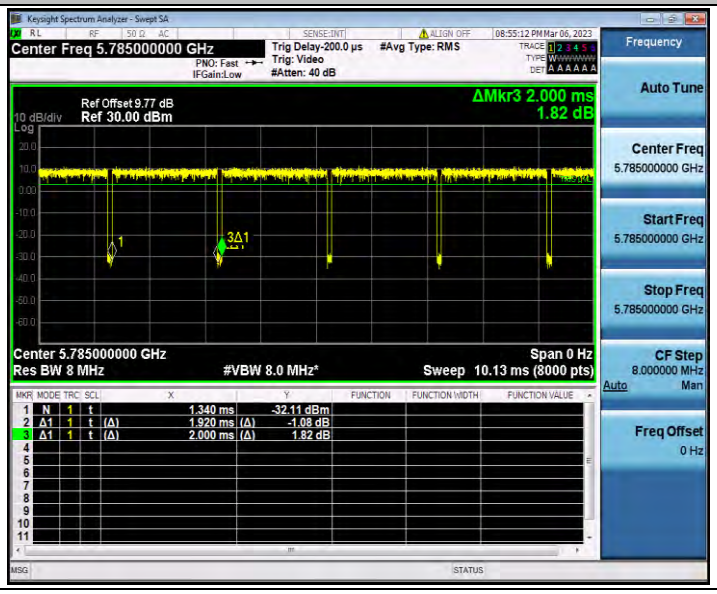

11AC20SISO_Ant2_5825

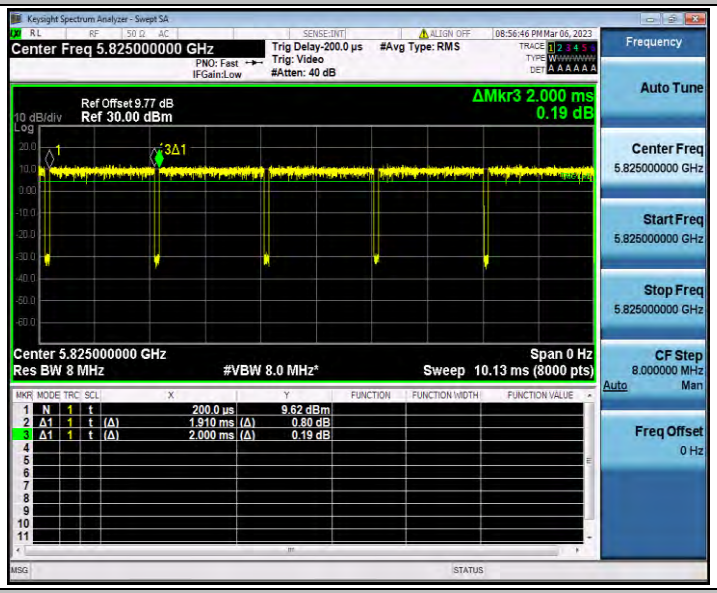

11AC40SISO_Ant2_5755

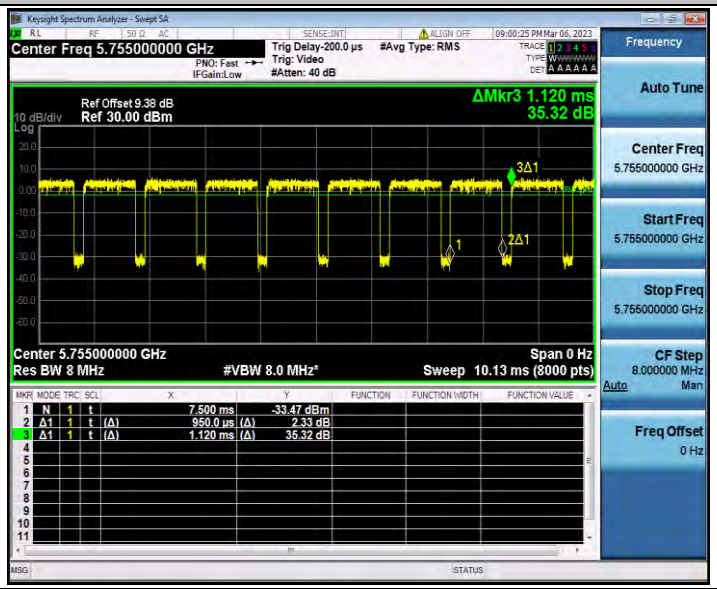

11AC40SISO_Ant2_5795

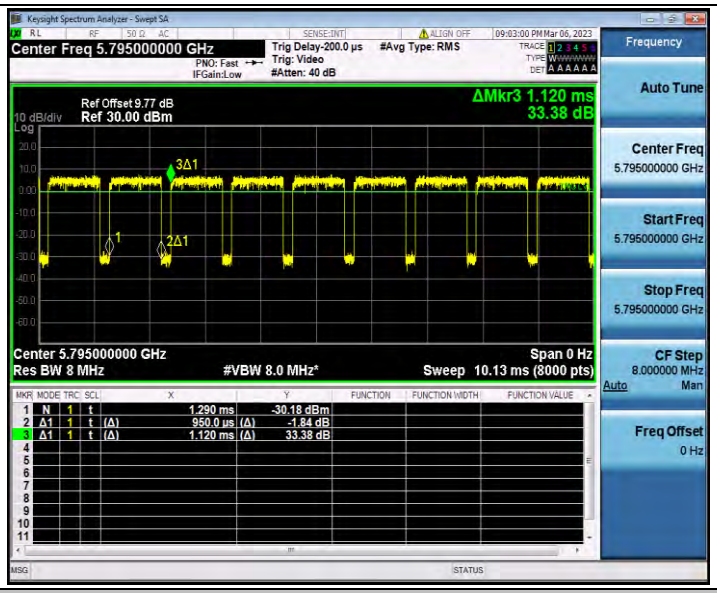

11AC80SISO_Ant2_5775

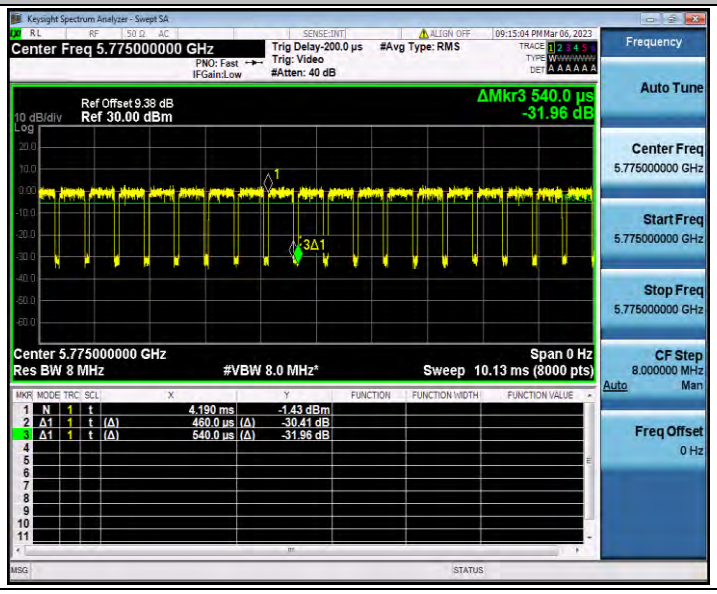

Appendix E.4: Maximum conducted output power

Test Result Channel Power

Test Mode	Antenna	Frequency[MHz]	Channel Powert [dBm]	Duty Cycle [%]	DC Factor [dBm]	Result [dBm]	Limit [dBm]	Verdict
11A	Ant2	5745	9.77	94.88	0.23	10.00	≤30.00	PASS
		5785	10.99	94.88	0.23	11.22	≤30.00	PASS
		5825	11.85	94.91	0.23	12.08	≤30.00	PASS
11N20SISO	Ant2	5745	9.49	95.98	0.18	9.67	≤30.00	PASS
		5785	11.14	95.48	0.20	11.34	≤30.00	PASS
		5825	11.89	95.98	0.18	12.07	≤30.00	PASS
11N40SISO	Ant2	5755	9.02	84.68	0.72	9.74	≤30.00	PASS
		5795	10.38	84.55	0.73	11.11	≤30.00	PASS
11AC20SISO	Ant2	5745	9.44	95.50	0.20	9.64	≤30.00	PASS
		5785	11.00	96.00	0.18	11.18	≤30.00	PASS
		5825	11.77	95.50	0.20	11.97	≤30.00	PASS
11AC40SISO	Ant2	5755	8.93	84.82	0.72	9.65	≤30.00	PASS
		5795	10.23	84.82	0.72	10.95	≤30.00	PASS
11AC80SISO	Ant2	5775	8.22	85.19	0.70	8.92	≤30.00	PASS

Note：The Duty Cycle Factor is compensated in the graph.

Appendix E.5: Maximum power spectral density

Test Result

TestMode	Antenna	Frequency[MHz]	Result [dBm/MHz]	Limit[dBm/MHz]	Verdict
11A	Ant2	5745	-3.18	≤30.00	PASS
		5785	-2.31	≤30.00	PASS
		5825	-1.32	≤30.00	PASS
11N20SISO	Ant2	5745	-4.21	≤30.00	PASS
		5785	-2.35	≤30.00	PASS
		5825	-1.57	≤30.00	PASS
11N40SISO	Ant2	5755	-6.87	≤30.00	PASS
		5795	-5.56	≤30.00	PASS
11AC20SISO	Ant2	5745	-4.24	≤30.00	PASS
		5785	-2.57	≤30.00	PASS
		5825	-1.66	≤30.00	PASS
11AC40SISO	Ant2	5755	-6.85	≤30.00	PASS
		5795	-5.63	≤30.00	PASS
11AC80SISO	Ant2	5775	-10.29	≤30.00	PASS

Note：1.The Result and Limit Unit is dBm/500 kHz in the band 5.725–5.85 GHz.
2.The Duty Cycle Factor and RBW Factor is compensated in the graph.

Test Graphs

11A_Ant2_5745

11A_Ant2_5785

11A_Ant2_5825

11N20SISO_Ant2_5745

11N20SISO_Ant2_5785

11N20SISO_Ant2_5825

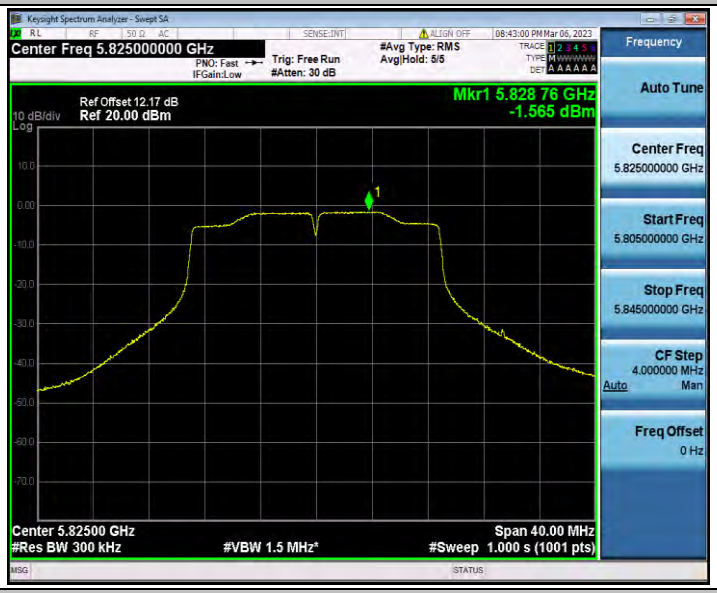

11N40SISO_Ant2_5755

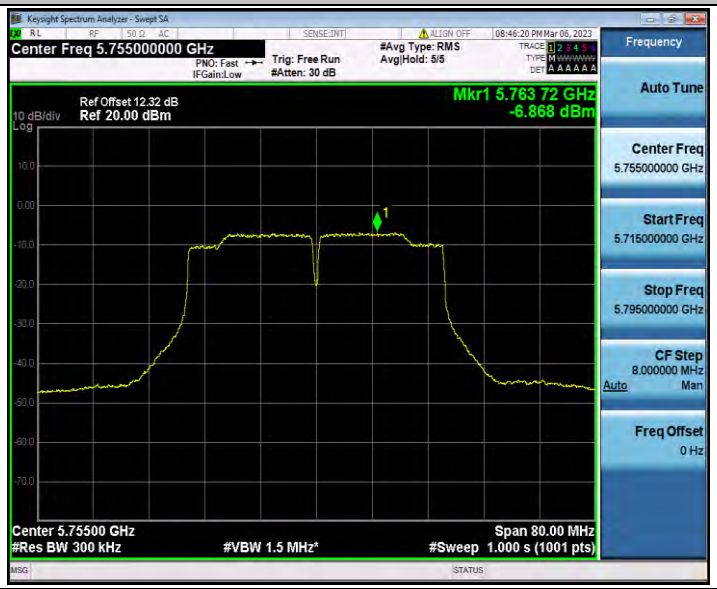

11N40SISO_Ant2_5795

11AC20SISO_Ant2_5745

11AC20SISO_Ant2_5785

11AC20SISO_Ant2_5825

11AC40SISO_Ant2_5755

11AC40SISO_Ant2_5795

11AC80SISO_Ant2_5775

Appendix E.6: Band edge measurements

Test Result B4

TestMode	Antenna	ChName	Frequency[MHz]	FreqRange [MHz]	Result [dBm]	Limit [dBm]	Verdict
11A	Ant2	Low	5745	5650~5700	-38.2	≤-0.49	PASS
				5700~5720	-37.61	≤14.79	PASS
				5720~5725	-36.02	≤26.30	PASS
				5760~5650	-39.11	≤-27	PASS
		High	5825	5850~5855	-34.02	≤16.10	PASS
				5855~5875	-35.23	≤10.78	PASS
				5875~5925	-38.07	≤-14.37	PASS
				5925~5935	-38.66	≤-27	PASS
11N20SISO	Ant2	Low	5745	5650~5700	-38.68	≤7.17	PASS
				5700~5720	-37.44	≤14.53	PASS
				5720~5725	-34.59	≤22.11	PASS
				5760~5650	-40.33	≤-27	PASS
		High	5825	5850~5855	-32.52	≤15.79	PASS
				5855~5875	-36.06	≤10.14	PASS
				5875~5925	-36.93	≤-19.36	PASS
				5925~5935	-38.74	≤-27	PASS
11N40SISO	Ant2	Low	5755	5650~5700	-35.59	≤3.97	PASS
				5700~5720	-33.82	≤13.61	PASS
				5720~5725	-32.52	≤17.58	PASS
				5780~5650	-39.32	≤-27	PASS
		High	5795	5850~5855	-36.03	≤15.66	PASS
				5855~5875	-37.24	≤13.37	PASS
				5875~5925	-37.97	≤-25.09	PASS
				5925~5935	-38.03	≤-27	PASS
11AC20SISO	Ant2	Low	5745	5650~5700	-38.19	≤8.79	PASS
				5700~5720	-37.55	≤13.79	PASS
				5720~5725	-35.82	≤20.54	PASS
				5760~5650	-40.12	≤-27	PASS
		High	5825	5850~5855	-31.7	≤24.41	PASS
				5855~5875	-34.71	≤10.17	PASS
				5875~5925	-36.84	≤-24.96	PASS
				5925~5935	-38.98	≤-27	PASS
11AC40SISO	Ant2	Low	5755	5650~5700	-34.87	≤4.17	PASS
				5700~5720	-32.7	≤15.54	PASS
				5720~5725	-33.62	≤26.20	PASS
				5780~5650	-40.47	≤-27	PASS

		High	5795	5850~5855	-37.09	≤17.54	PASS
				5855~5875	-36.8	≤10.82	PASS
				5875~5925	-37.85	≤-16.67	PASS
				5925~5935	-38.47	≤-27	PASS
11AC80S ISO	Ant2	Low	5775	5650~5700	-26.32	≤5.20	PASS
				5700~5720	-23.38	≤13.70	PASS
				5720~5725	-23.78	≤25.19	PASS
				5800~5650	-32.65	≤-27	PASS
		High	5775	5850~5855	-33.84	≤17.06	PASS
				5855~5875	-33.45	≤10.95	PASS
				5875~5925	-37.09	≤-24.35	PASS
				5925~5935	-39.57	≤-27	PASS

Test Graphs B4

11A_Ant2_Low_5745

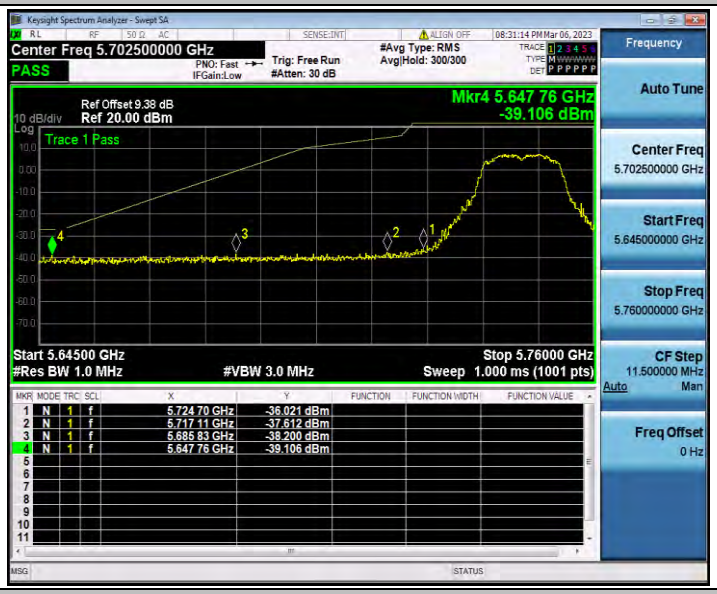

11A_Ant2_High_5825

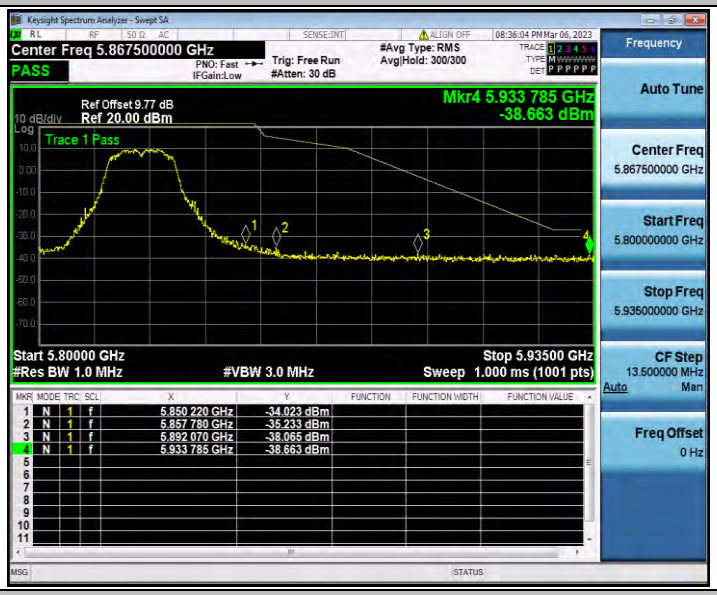

11N20SISO_Ant2_Low_5745

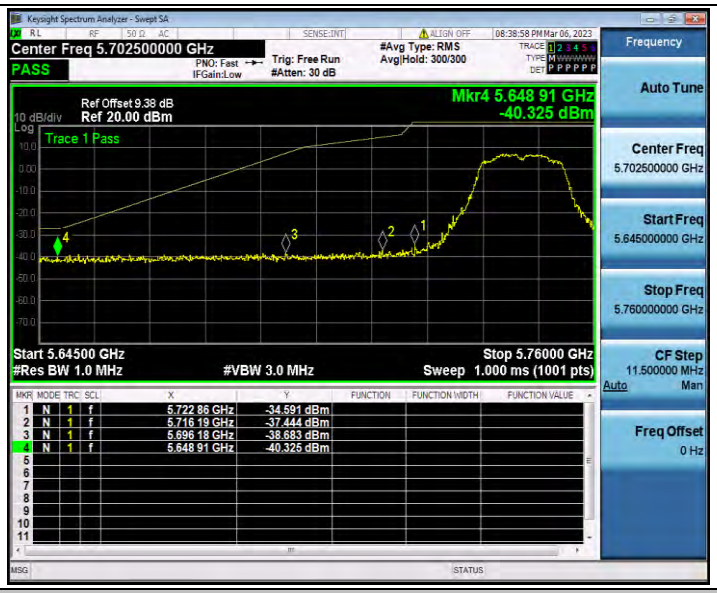

11N20SISO_Ant2_High_5825

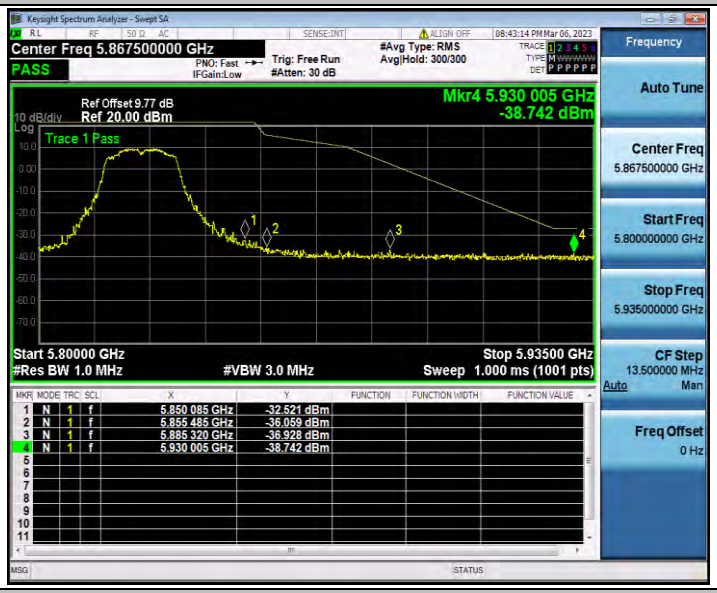

11N40SISO_Ant2_Low_5755

11N40SISO_Ant2_High_5795

11AC20SISO_Ant2_Low_5745

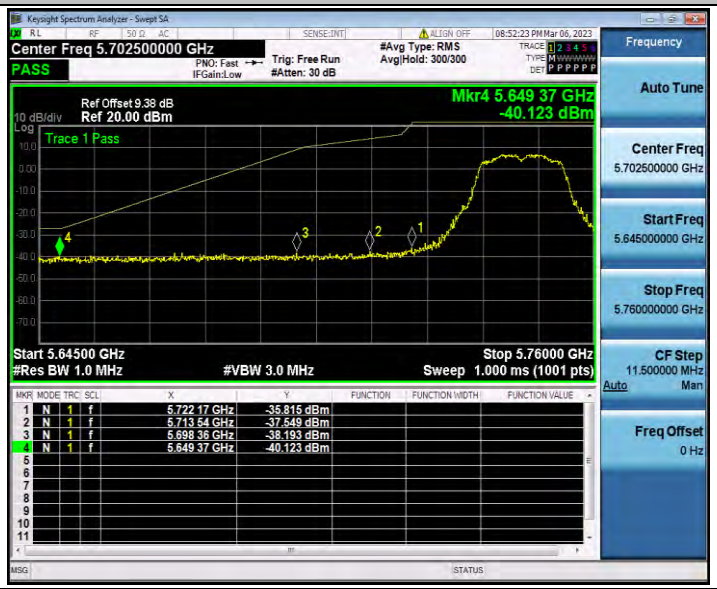

11AC20SISO_Ant2_High_5825

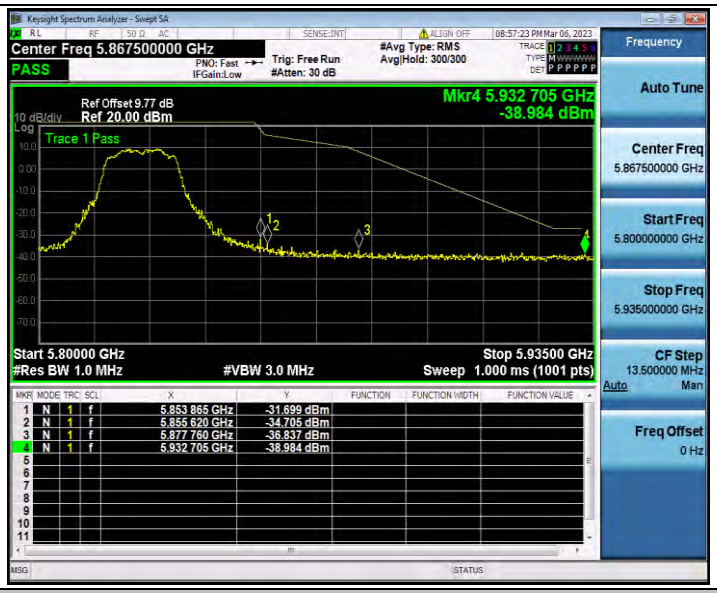

11AC40SISO_Ant2_Low_5755

11AC40SISO_Ant2_High_5795

11AC80SISO_Ant2_Low_5775

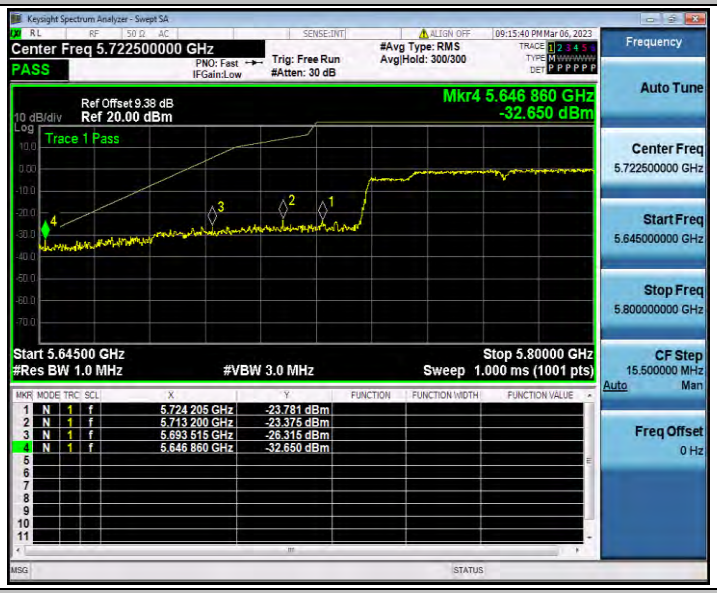

11AC80SISO_Ant2_High_5775

Appendix E.7: Conducted Spurious Emission

Test Result

TestMode	Antenna	Frequency[MHz]	FreqRange [MHz]	Max. Fre [MHz]	Max. Level [dBm]	Limit [dBm]	Verdict
11A	Ant2	5745	30~5650	5321.23	-40.85	≤-27	PASS
			5925~40000	24949.4	-32.47	≤-27	PASS
		5785	30~5650	5429.88	-40.16	≤-27	PASS
			5925~40000	25605.54	-32.21	≤-27	PASS
		5825	30~5650	5421.27	-40.84	≤-27	PASS
			5925~40000	24250.42	-31.87	≤-27	PASS
11N20SISO	Ant2	5745	30~5650	5430.26	-40.57	≤-27	PASS
			5925~40000	26876.36	-32.9	≤-27	PASS
		5785	30~5650	5476.9	-39.38	≤-27	PASS
			5925~40000	25129.24	-31.28	≤-27	PASS
		5825	30~5650	2641.61	-40.43	≤-27	PASS
			5925~40000	24187.89	-32.34	≤-27	PASS
11N40SISO	Ant2	5755	30~5650	4788.64	-40.06	≤-27	PASS
			5925~40000	25145.4	-32.84	≤-27	PASS
		5795	30~5650	5383.42	-38.57	≤-27	PASS
			5925~40000	25595	-31.75	≤-27	PASS
11AC20SISO	Ant2	5745	30~5650	5530.29	-40.65	≤-27	PASS
			5925~40000	26556.72	-32.75	≤-27	PASS
		5785	30~5650	5421.08	-39.57	≤-27	PASS
			5925~40000	26050.92	-31.6	≤-27	PASS
		5825	30~5650	4981.03	-39.78	≤-27	PASS
			5925~40000	24206.86	-32.54	≤-27	PASS
11AC40SISO	Ant2	5755	30~5650	4898.23	-40.81	≤-27	PASS
			5925~40000	24235.66	-32.71	≤-27	PASS
		5795	30~5650	5586.31	-40.58	≤-27	PASS
			5925~40000	25069.53	-32.25	≤-27	PASS
11AC80SISO	Ant2	5775	30~5650	5648.31	-36.19	≤-27	PASS
			5925~40000	26501.23	-31.16	≤-27	PASS

Test Graphs

11A_Ant2_5745_30~5650

11A_Ant2_5745_5925~40000

11A_Ant2_5785_30~5650

11A_Ant2_5785_5925~40000

11A_Ant2_5825_30~5650

11A_Ant2_5825_5925~40000

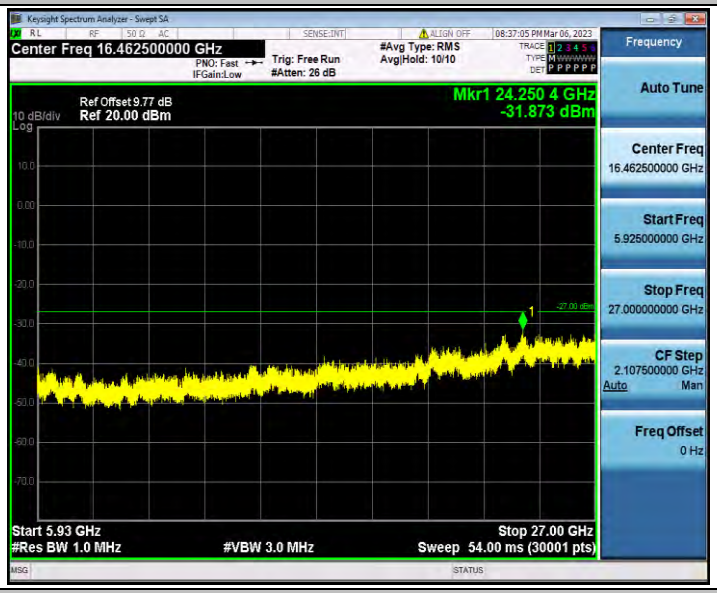

11N20SISO_Ant2_5745_30~5650

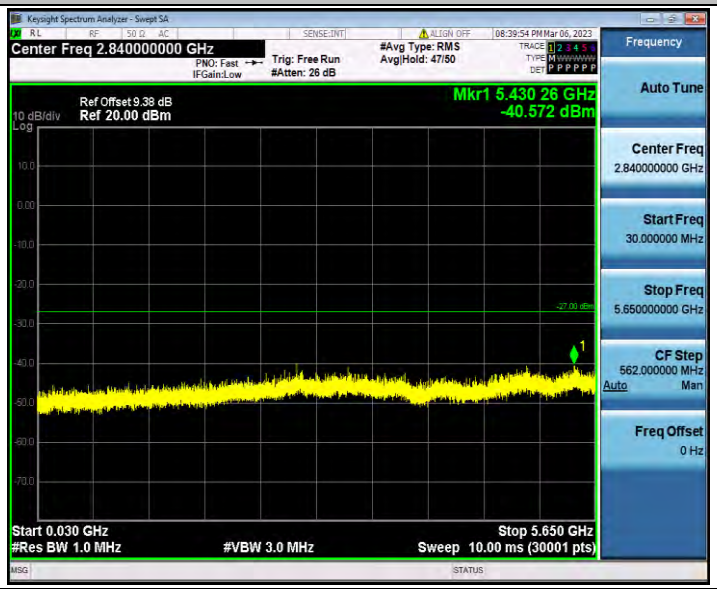

11N20SISO_Ant2_5745_5925~40000

11N20SISO_Ant2_5785_30~5650

11N20SISO_Ant2_5785_5925~40000

11N20SISO_Ant2_5825_30~5650

11N20SISO_Ant2_5825_5925~40000

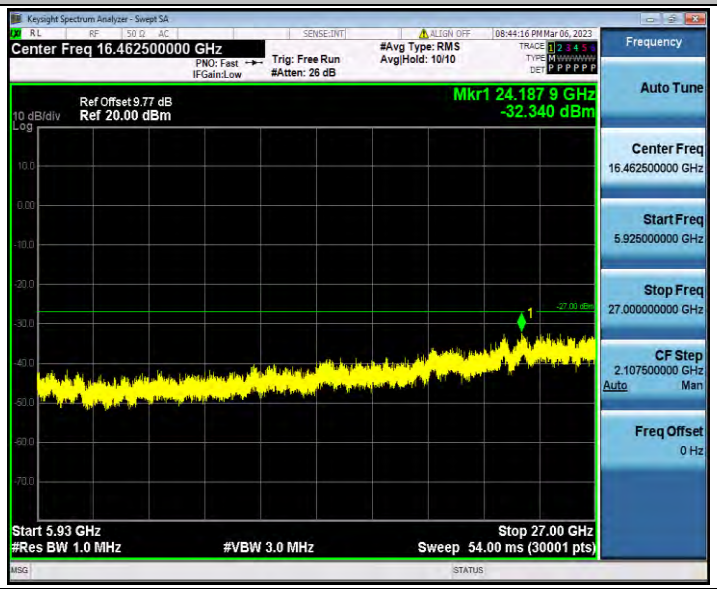

11N40SISO_Ant2_5755_30~5650

11N40SISO_Ant2_5755_5925~40000

11N40SISO_Ant2_5795_30~5650

11N40SISO_Ant2_5795_5925~40000

11AC20SISO_Ant2_5745_30~5650

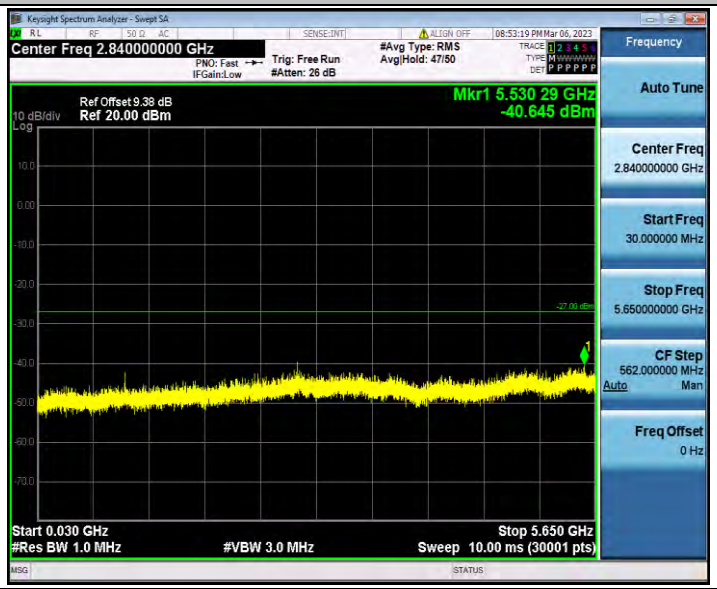

11AC20SISO_Ant2_5745_5925~40000

11AC20SISO_Ant2_5785_30~5650

11AC20SISO_Ant2_5785_5925~40000

11AC20SISO_Ant2_5825_30~5650

11AC20SISO_Ant2_5825_5925~40000

11AC40SISO_Ant2_5755_30~5650

11AC40SISO_Ant2_5755_5925~40000

11AC40SISO_Ant2_5795_30~5650

11AC40SISO_Ant2_5795_5925~40000

11AC80SISO_Ant2_5775_30~5650

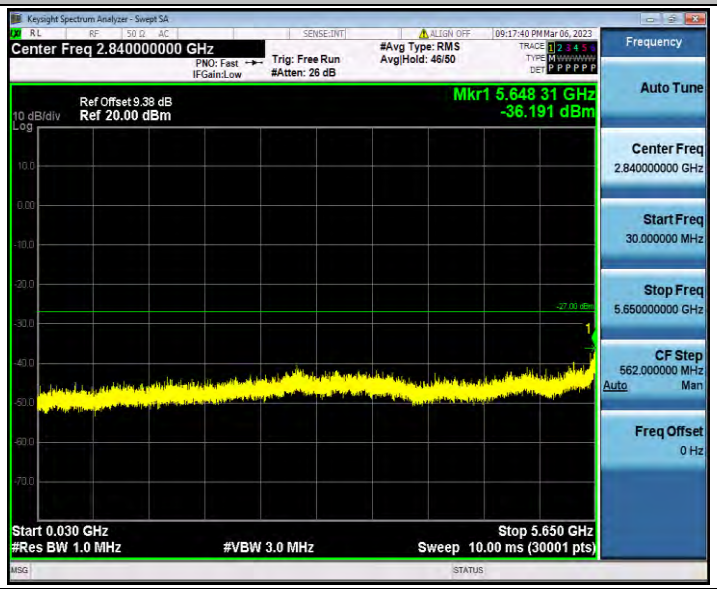

11AC80SISO_Ant2_5775_5925~40000

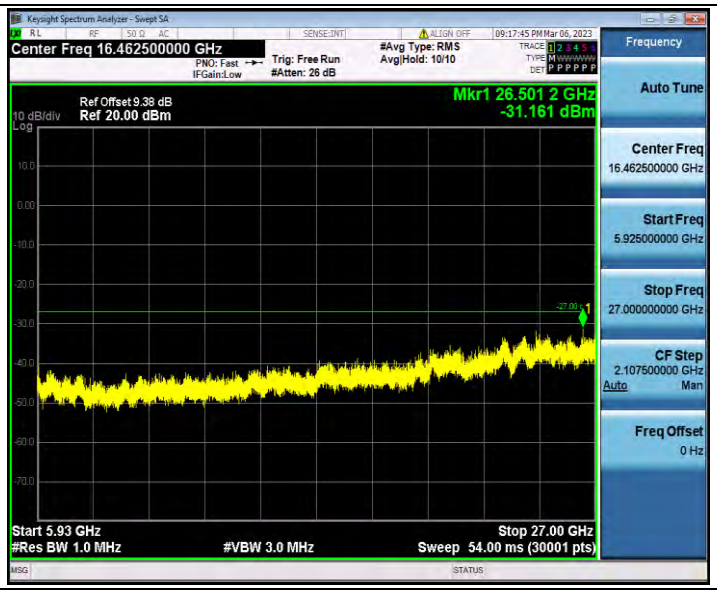
Keysight Spectrum Analyzer - Swept SA
RL
RF
50 Ω AC
SENSE:INT
ALIGN OFF
09:17:45 PM Mar 06, 2023
Center Freq 16.462500000 GHz
PNO: Fast
IFGain:Low
Trig: Free Run
#Atten: 26 dB
#Avg Type: RMS
Avg|Hold: 10/10
TRACE 1 2 3 4 5 6
TYPE M
DET P P P P P
Frequency
Auto Tune
Center Freq
16.462500000 GHz
Start Freq
5.925000000 GHz
Stop Freq
27.000000000 GHz
CF Step
2.107500000 GHz
Auto
Man
Freq Offset
0 Hz
Ref Offset 9.38 dB
10 dB/div
Ref 20.00 dBm
Log
Mkr1 26.501 2 GHz
-31.161 dBm
-27.00
1
Start 5.93 GHz
#Res BW 1.0 MHz
#VBW 3.0 MHz
Stop 27.00 GHz
Sweep 54.00 ms (30001 pts)
MSG
STATUS