Appendix D.4: Maximum conducted output power

Test Result Channel Power

Test Mode	Antenna	Frequency[MHz]	Channel Powert [dBm]	Duty Cycle [%]	DC Factor [dBm]	Result [dBm]	Limit [dBm]	Verdict
11A	Ant1	5180	13.23	73.68	1.33	14.56	≤23.98	PASS
		5200	13.64	78.95	1.03	14.67	≤23.98	PASS
		5240	13.48	78.95	1.03	14.51	≤23.98	PASS
11N20SISO	Ant1	5180	13.26	77.27	1.12	14.38	≤23.98	PASS
		5200	13.51	81.82	0.87	14.38	≤23.98	PASS
		5240	13.44	77.27	1.12	14.56	≤23.98	PASS
11N40SISO	Ant1	5190	12.79	78.26	1.06	13.85	≤23.98	PASS
		5230	12.19	81.82	0.87	13.06	≤23.98	PASS
11AC20SISO	Ant1	5180	10.50	76.19	1.18	11.68	≤23.98	PASS
		5200	10.70	76.19	1.18	11.88	≤23.98	PASS
		5240	10.30	77.27	1.12	11.42	≤23.98	PASS
11AC40SISO	Ant1	5190	11.01	76.19	1.18	12.19	≤23.98	PASS
		5230	11.94	80.00	0.97	12.91	≤23.98	PASS
11AC80SISO	Ant1	5210	10.75	76.19	1.18	11.93	≤23.98	PASS
11AX20SISO	Ant1	5180	10.56	83.33	0.79	11.35	≤23.98	PASS
		5200	10.83	83.87	0.76	11.59	≤23.98	PASS
		5240	10.45	83.87	0.76	11.21	≤23.98	PASS
11AX40SISO	Ant1	5190	10.72	81.82	0.87	11.59	≤23.98	PASS
		5230	11.69	77.27	1.12	12.81	≤23.98	PASS
11AX80SISO	Ant1	5210	10.39	76.19	1.18	11.57	≤23.98	PASS

Note：The Duty Cycle Factor is compensated in the graph.

Appendix D.5: Maximum power spectral density

Test Result

TestMode	Antenna	Frequency[MHz]	Result [dBm/MHz]	Limit[dBm/MHz]	Verdict
11A	Ant1	5180	3.64	≤11.00	PASS
		5200	3.67	≤11.00	PASS
		5240	3.62	≤11.00	PASS
11N20SISO	Ant1	5180	3.34	≤11.00	PASS
		5200	3.38	≤11.00	PASS
		5240	3.7	≤11.00	PASS
11N40SISO	Ant1	5190	-0.35	≤11.00	PASS
		5230	-1.01	≤11.00	PASS
11AC20SISO	Ant1	5180	0.69	≤11.00	PASS
		5200	0.94	≤11.00	PASS
		5240	0.61	≤11.00	PASS
11AC40SISO	Ant1	5190	-2.03	≤11.00	PASS
		5230	-1.11	≤11.00	PASS
11AC80SISO	Ant1	5210	-4.82	≤11.00	PASS
11AX20SISO	Ant1	5180	0.07	≤11.00	PASS
		5200	0.45	≤11.00	PASS
		5240	0.03	≤11.00	PASS
11AX40SISO	Ant1	5190	-2.74	≤11.00	PASS
		5230	-1.41	≤11.00	PASS
11AX80SISO	Ant1	5210	-5.39	≤11.00	PASS

Note：1.The Result and Limit Unit is dBm/500 kHz in the band 5.725–5.85 GHz.
2.The Duty Cycle Factor and RBW Factor is compensated in the graph.

Test Graphs

11A_Ant1_5180
11A_Ant1_5200
11A_Ant1_5240

11N20SISO_Ant1_5180

11N20SISO_Ant1_5200

11N20SISO_Ant1_5240

11N40SISO_Ant1_5190

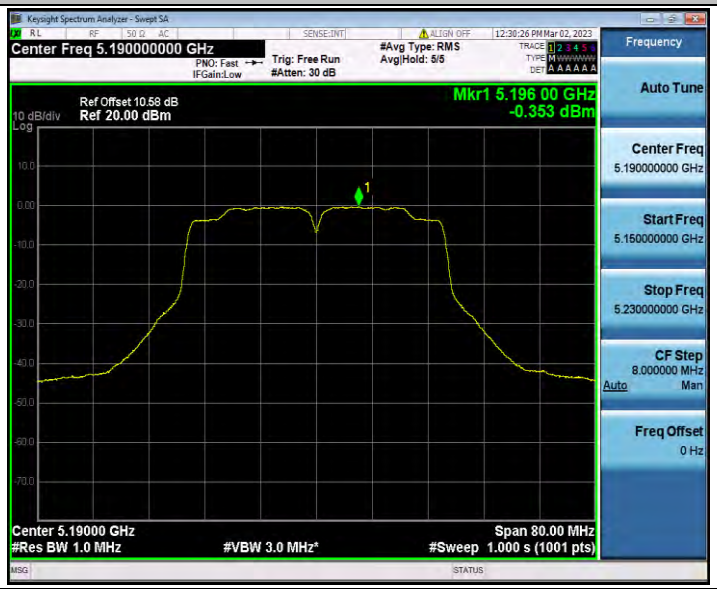

11N40SISO_Ant1_5230

11AC20SISO_Ant1_5180

11AC20SISO_Ant1_5200

11AC20SISO_Ant1_5240

11AC40SISO_Ant1_5190

11AC40SISO_Ant1_5230

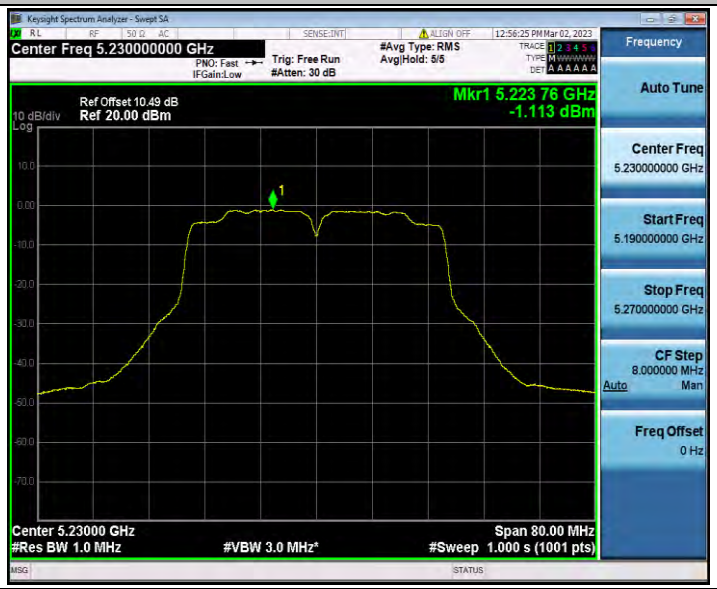

11AC80SISO_Ant1_5210

11AX20SISO_Ant1_5180

11AX20SISO_Ant1_5200

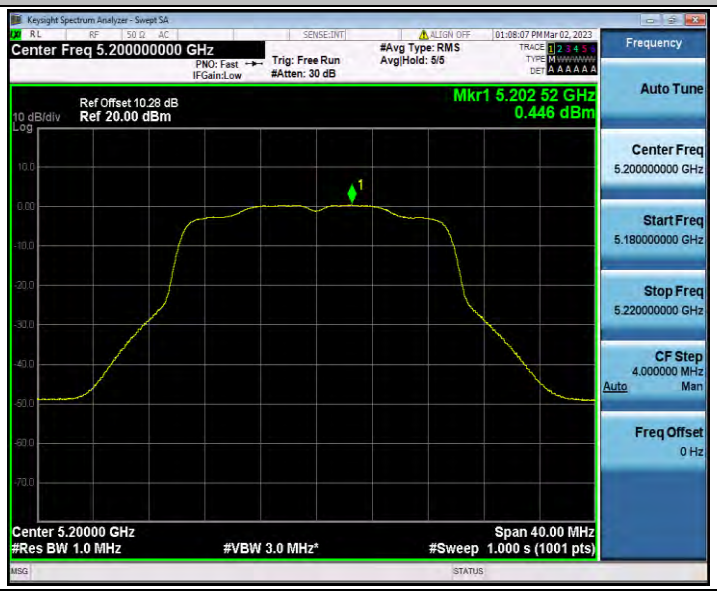

11AX20SISO_Ant1_5240

11AX40SISO_Ant1_5190

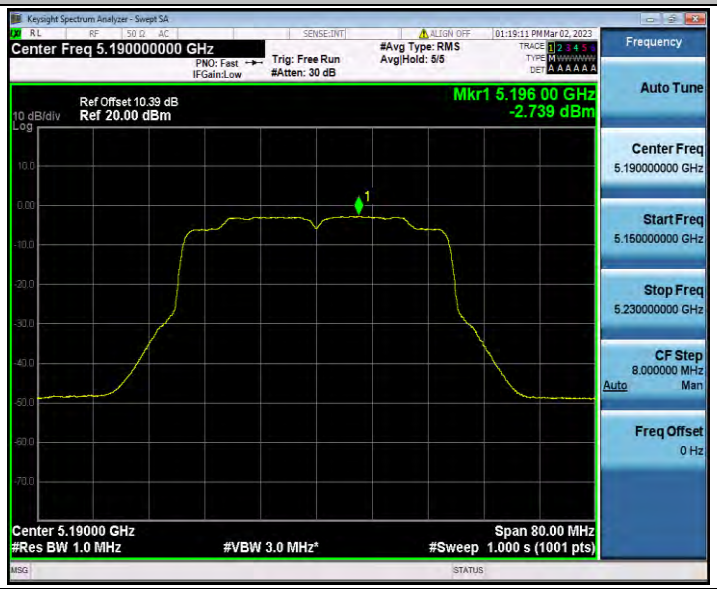

11AX40SISO_Ant1_5230

11AX80SISO_Ant1_5210

Appendix D.6: Band edge measurements

Test Result B1

TestMode	Antenna	ChName	Frequency[MHz]	Result[dBm]	Limit[dBm]	Verdict
11A	Ant1	Low	5180	-35.34	≤-27	PASS
		High	5240	-38.07	≤-27	PASS
11N20SISO	Ant1	Low	5180	-35.5	≤-27	PASS
		High	5240	-37.51	≤-27	PASS
11N40SISO	Ant1	Low	5190	-31.78	≤-27	PASS
		High	5230	-37.63	≤-27	PASS
11AC20SISO	Ant1	Low	5180	-37.7	≤-27	PASS
		High	5240	-38.46	≤-27	PASS
11AC40SISO	Ant1	Low	5190	-37.82	≤-27	PASS
		High	5230	-37.55	≤-27	PASS
11AC80SISO	Ant1	Low	5210	-34.81	≤-27	PASS
		High	5210	-38.3	≤-27	PASS
11AX20SISO	Ant1	Low	5180	-37.61	≤-27	PASS
		High	5240	-38.52	≤-27	PASS
11AX40SISO	Ant1	Low	5190	-37.66	≤-27	PASS
		High	5230	-38	≤-27	PASS
11AX80SISO	Ant1	Low	5210	-35.36	≤-27	PASS
		High	5210	-37.74	≤-27	PASS

Test Graphs B1

11A_Ant1_Low_5180

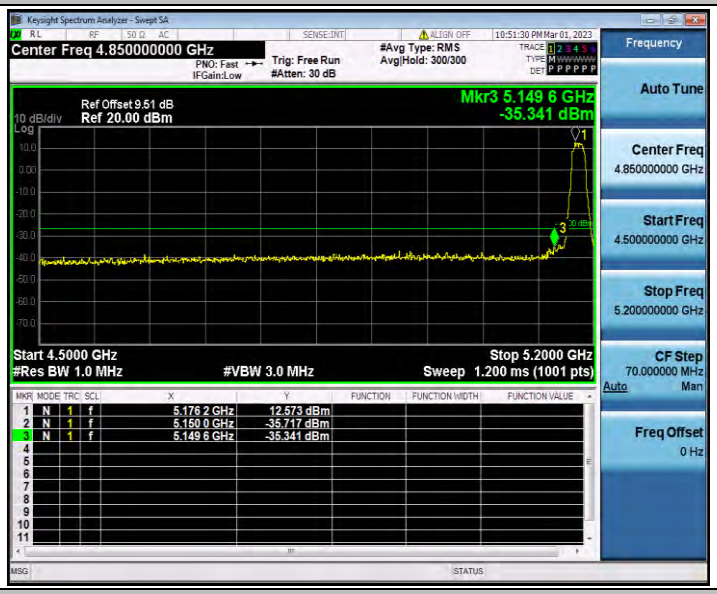

11A_Ant1_High_5240

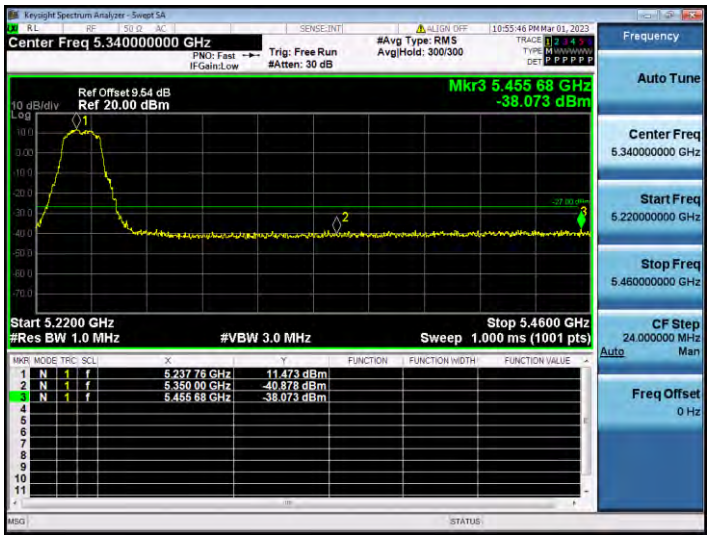

11N20SISO_Ant1_Low_5180

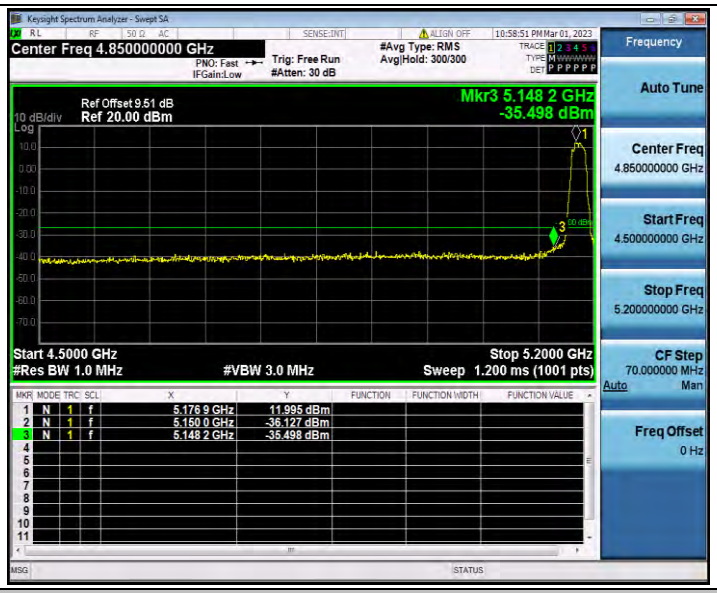

11N20SISO_Ant1_High_5240

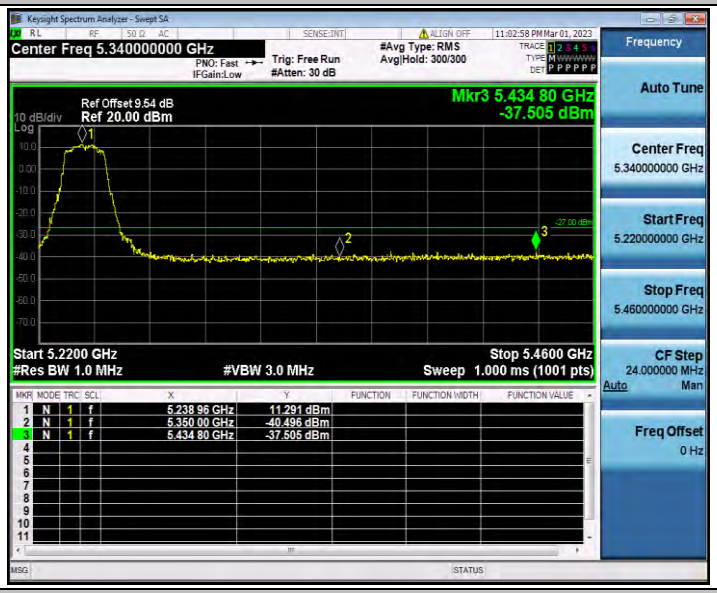

11N40SISO_Ant1_Low_5190

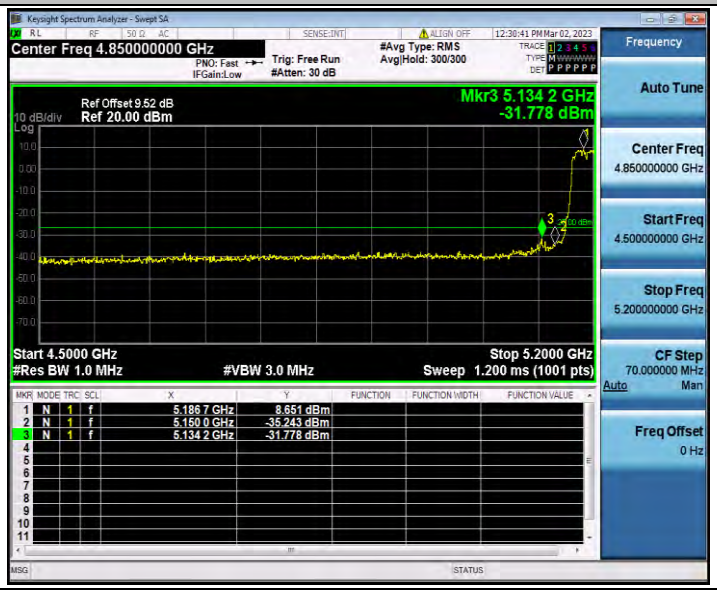

11N40SISO_Ant1_High_5230
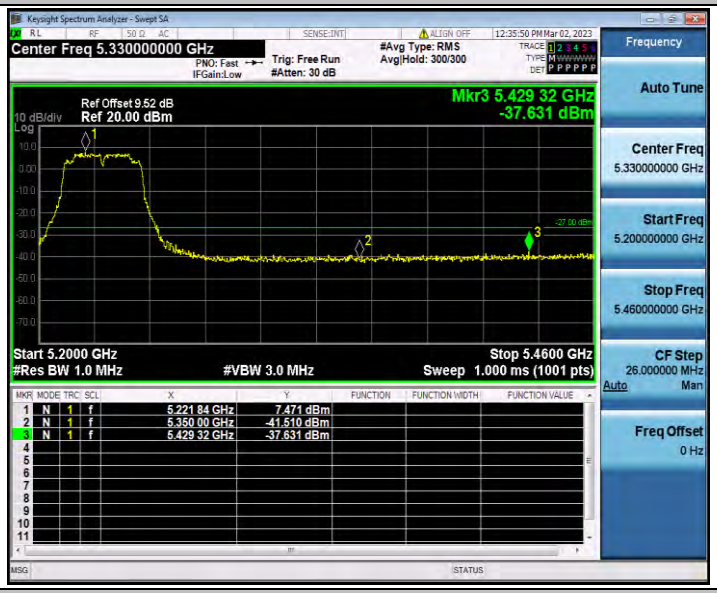

11AC20SISO_Ant1_Low_5180
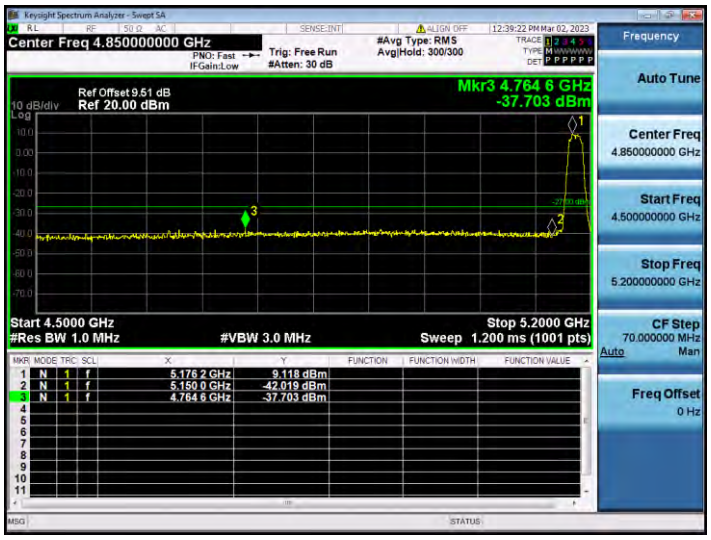

11AC20SISO_Ant1_High_5240
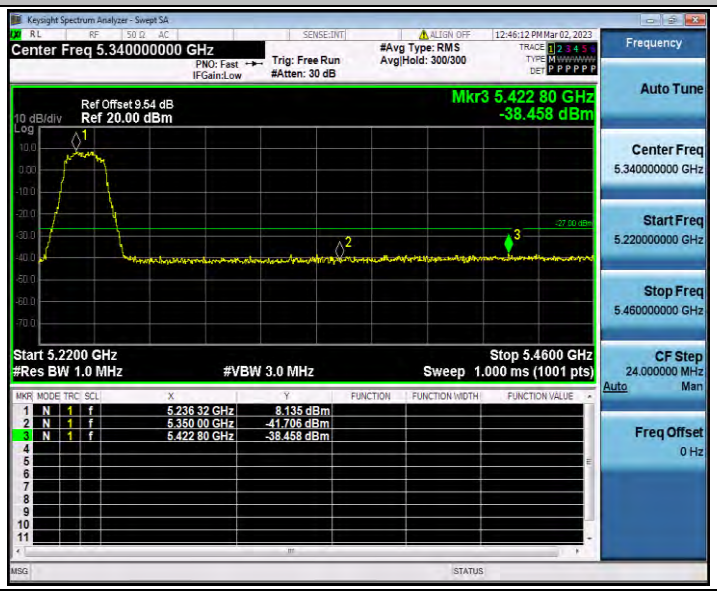

11AC40SISO_Ant1_Low_5190

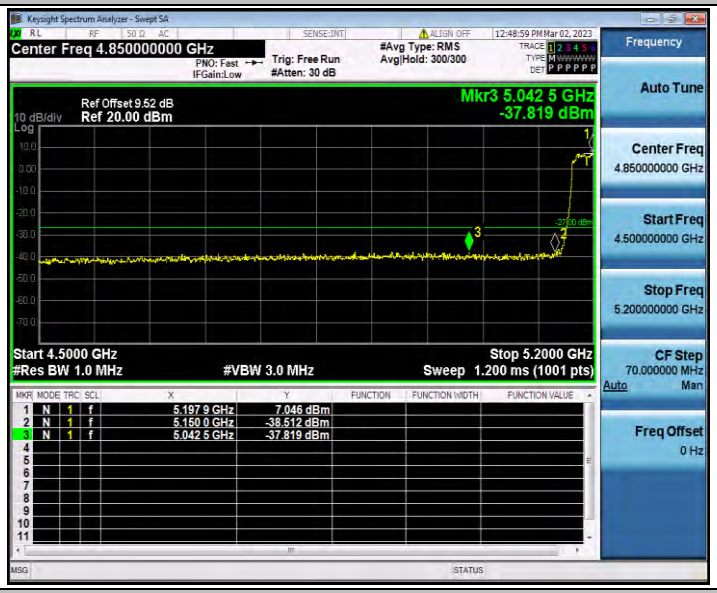

11AC40SISO_Ant1_High_5230

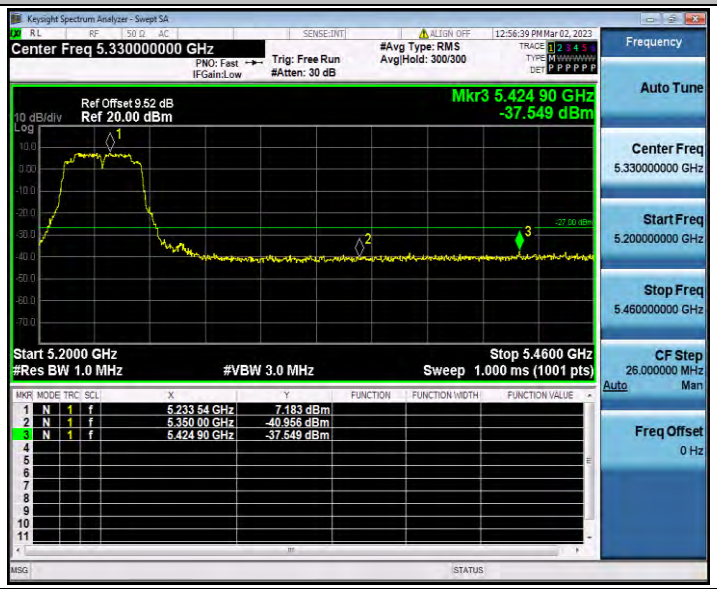

11AC80SISO_Ant1_Low_5210

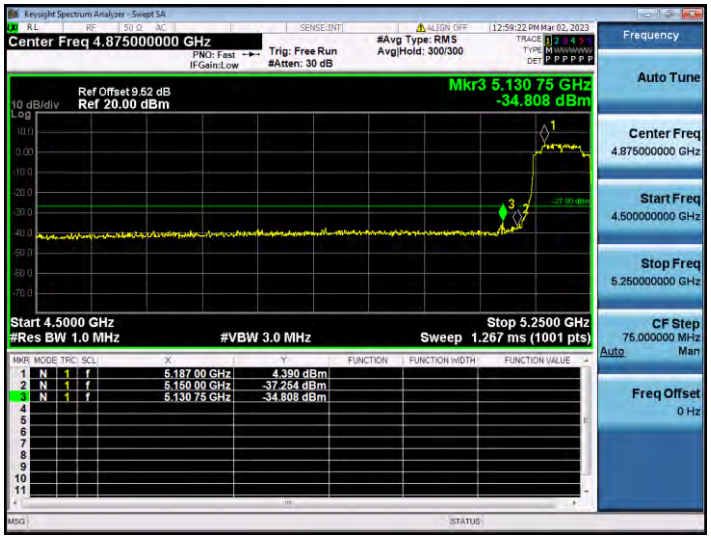

11AC80SISO_Ant1_High_5210

11AX20SISO_Ant1_Low_5180

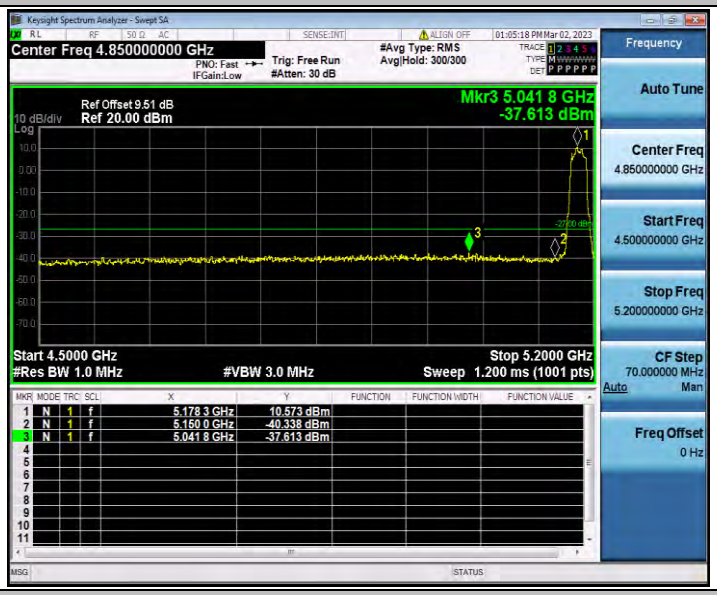

11AX20SISO_Ant1_High_5240

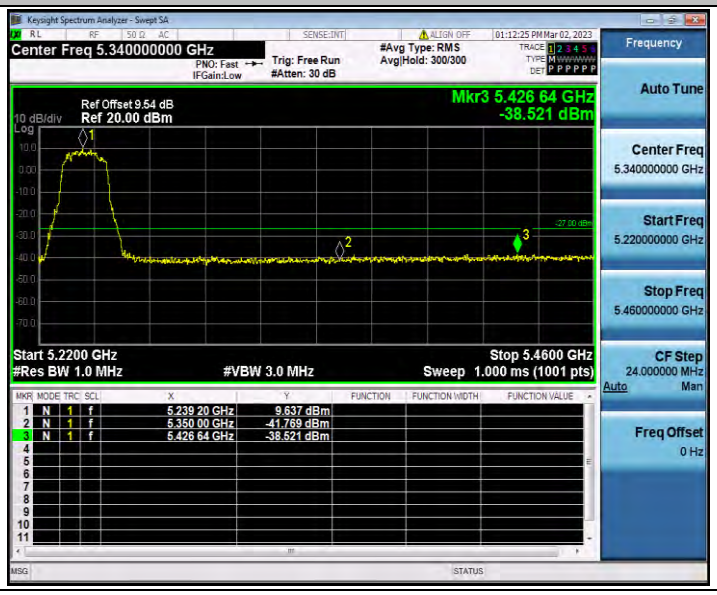

11AX40SISO_Ant1_Low_5190

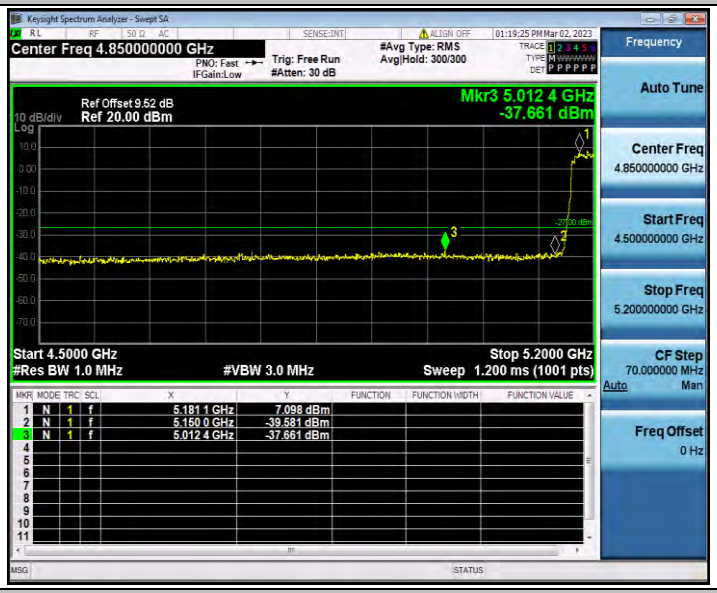

11AX40SISO_Ant1_High_5230

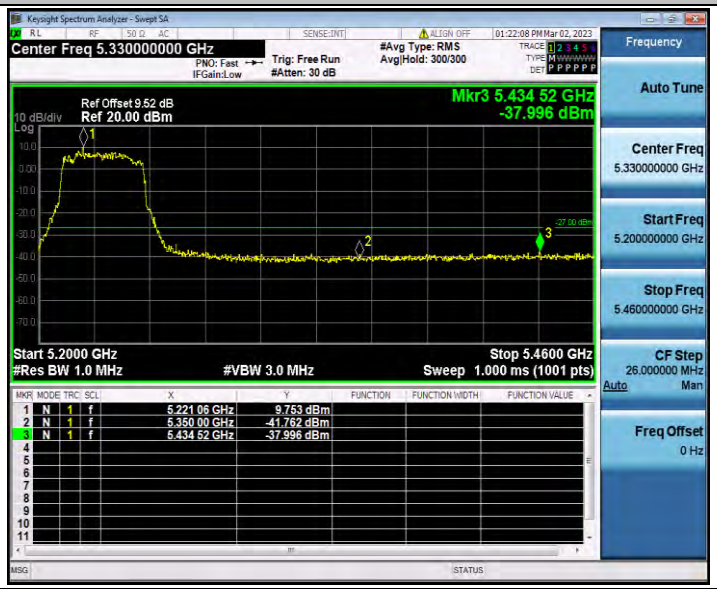

11AX80SISO_Ant1_Low_5210

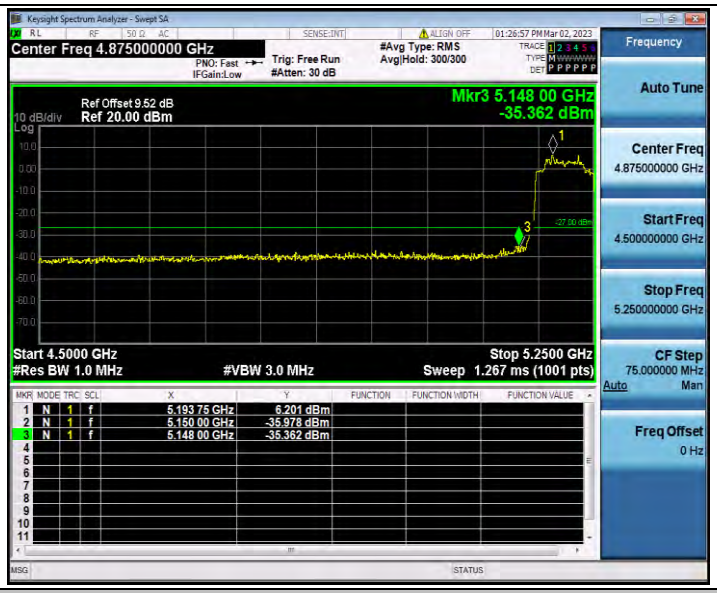

11AX80SISO_Ant1_High_5210

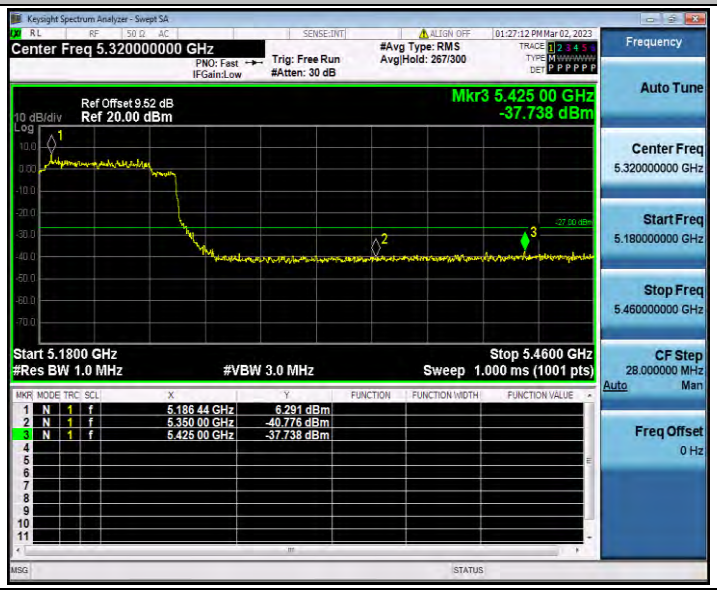

Appendix D.7: Conducted Spurious Emission

Test Result

TestMode	Antenna	Frequency[MHz]	FreqRange [MHz]	Max. Fre [MHz]	Max. Level [dBm]	Limit [dBm]	Verdict
11A	Ant1	5180	30~5140	5139.15	-44.18	≤-27	PASS
			5360~40000	24873.51	-37.74	≤-27	PASS
		5200	30~5140	5138.98	-46.4	≤-27	PASS
			5360~40000	26970.43	-37.5	≤-27	PASS
		5240	30~5140	904.66	-45.24	≤-27	PASS
			5360~40000	26820.39	-37.66	≤-27	PASS
11N20SISO	Ant1	5180	30~5140	5131.99	-45.04	≤-27	PASS
			5360~40000	24291.39	-38.08	≤-27	PASS
		5200	30~5140	5118.03	-46.01	≤-27	PASS
			5360~40000	26937.97	-38.09	≤-27	PASS
		5240	30~5140	1754.11	-42.57	≤-27	PASS
			5360~40000	26081.02	-37.86	≤-27	PASS
11N40SISO	Ant1	5190	30~5140	5134.55	-35.23	≤-27	PASS
			5360~40000	24247.39	-37.39	≤-27	PASS
		5230	30~5140	5138.13	-43.76	≤-27	PASS
			5360~40000	24147.85	-38.05	≤-27	PASS
11AC20SISO	Ant1	5180	30~5140	4946.84	-47.1	≤-27	PASS
			5360~40000	24880	-38.2	≤-27	PASS
		5200	30~5140	3203.99	-47.27	≤-27	PASS
			5360~40000	26476.31	-38.21	≤-27	PASS
		5240	30~5140	4939.52	-46.97	≤-27	PASS
			5360~40000	26076.69	-38.08	≤-27	PASS
11AC40SISO	Ant1	5190	30~5140	5137.79	-43.02	≤-27	PASS
			5360~40000	26629.96	-37.8	≤-27	PASS
		5230	30~5140	1744.23	-45.56	≤-27	PASS
			5360~40000	25125.25	-37.4	≤-27	PASS
11AC80SISO	Ant1	5210	30~5140	5135.06	-40.26	≤-27	PASS
			5360~40000	26495.07	-38.15	≤-27	PASS
11AX20SISO	Ant1	5180	30~5140	1747.64	-45.7	≤-27	PASS
			5360~40000	24757.37	-38.04	≤-27	PASS
		5200	30~5140	3004.02	-46.89	≤-27	PASS
			5360~40000	26549.17	-37.88	≤-27	PASS
		5240	30~5140	3446.72	-46.44	≤-27	PASS
			5360~40000	24375.79	-38.02	≤-27	PASS
11AX40SISO	Ant1	5190	30~5140	5134.21	-43.2	≤-27	PASS
			5360~40000	23513.8	-38.35	≤-27	PASS

		5230	30~5140	5138.81	-45.87	≤-27	PASS
			5360~40000	26948.06	-38.17	≤-27	PASS
11AX80SISO	Ant1	5210	30~5140	5127.91	-40.79	≤-27	PASS
			5360~40000	26161.09	-38.04	≤-27	PASS

Test Graphs

11A_Ant1_5180_30~5140

11A_Ant1_5180_5360~40000

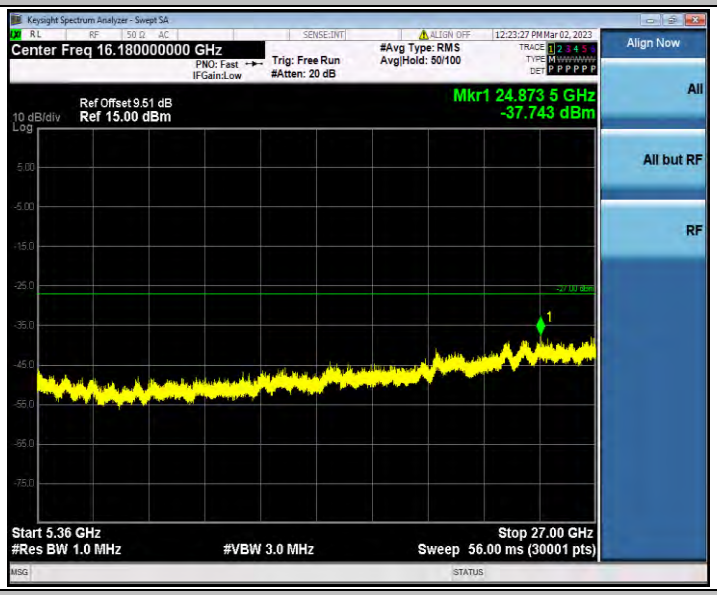

11A_Ant1_5200_30~5140

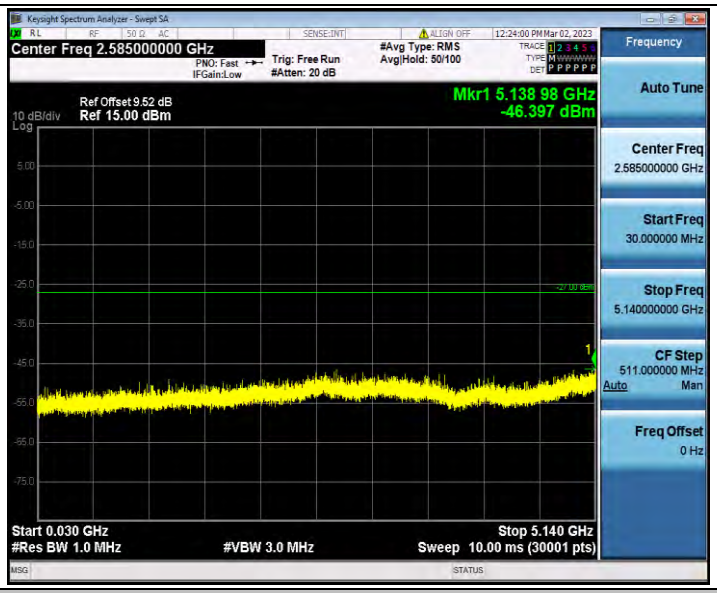

11A_Ant1_5200_5360~40000

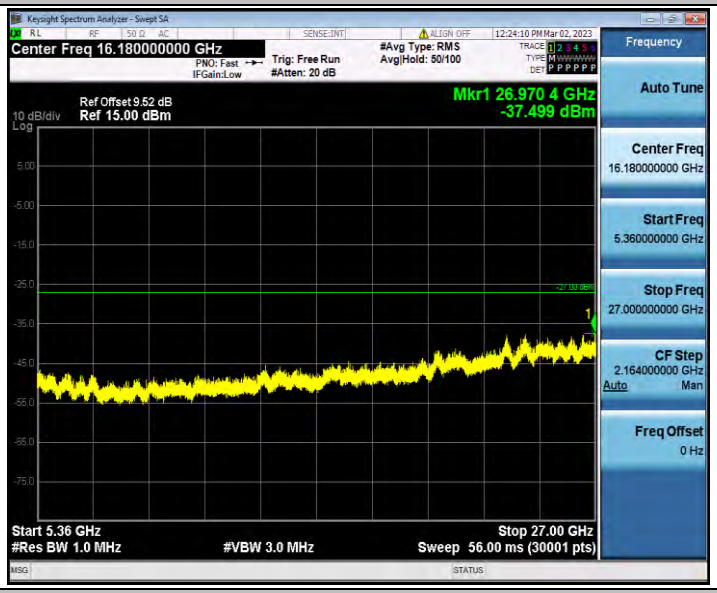

11A_Ant1_5240_30~5140

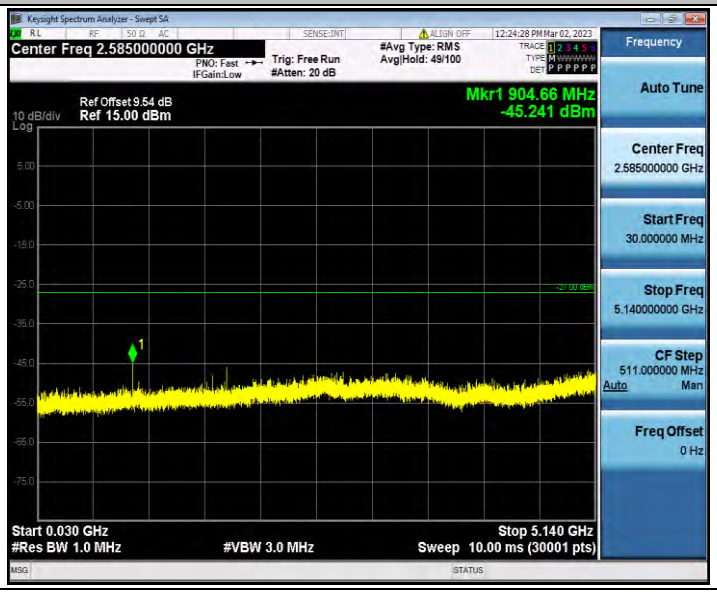

11A_Ant1_5240_5360~40000

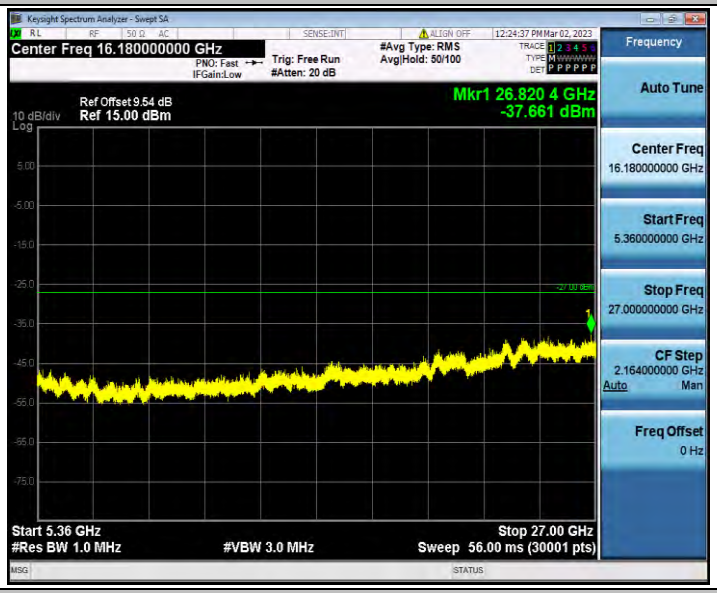

11N20SISO_Ant1_5180_30~5140

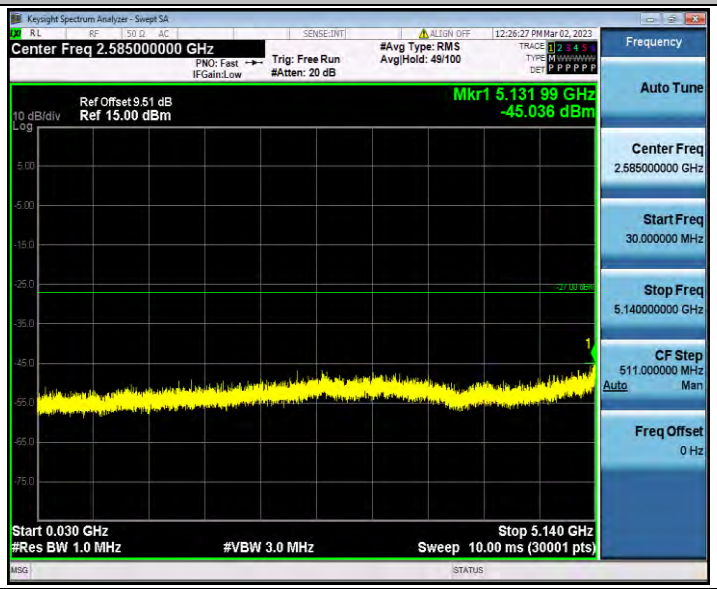

11N20SISO_Ant1_5180_5360~40000

11N20SISO_Ant1_5200_30~5140

11N20SISO_Ant1_5200_5360~40000

11N20SISO_Ant1_5240_30~5140

11N20SISO_Ant1_5240_5360~40000

11N40SISO_Ant1_5190_30~5140

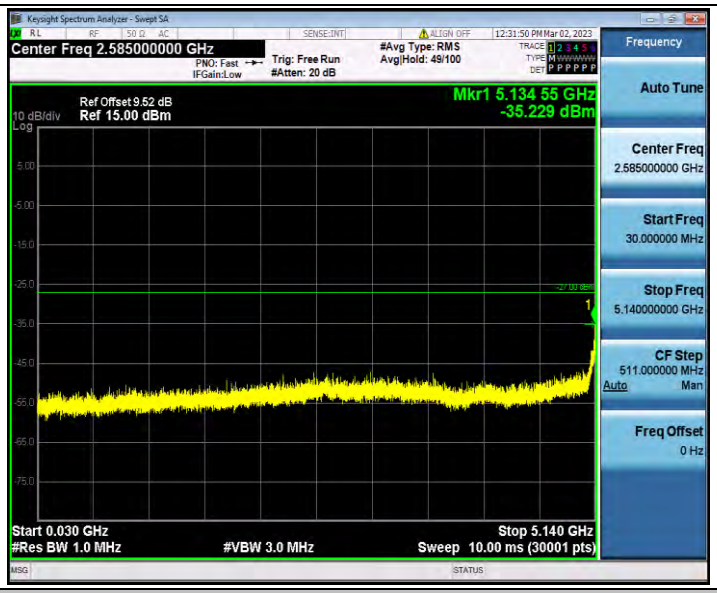

11N40SISO_Ant1_5190_5360~40000

11N40SISO_Ant1_5230_30~5140

11N40SISO_Ant1_5230_5360~40000

11AC20SISO_Ant1_5180_30~5140

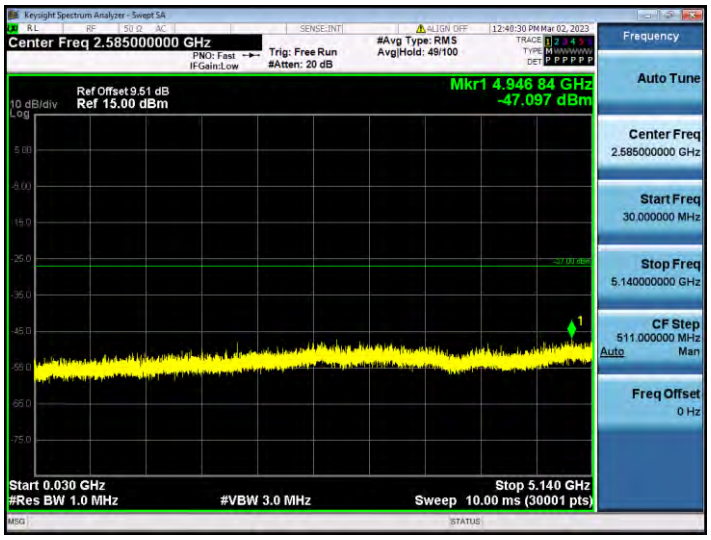

11AC20SISO_Ant1_5180_5360~40000

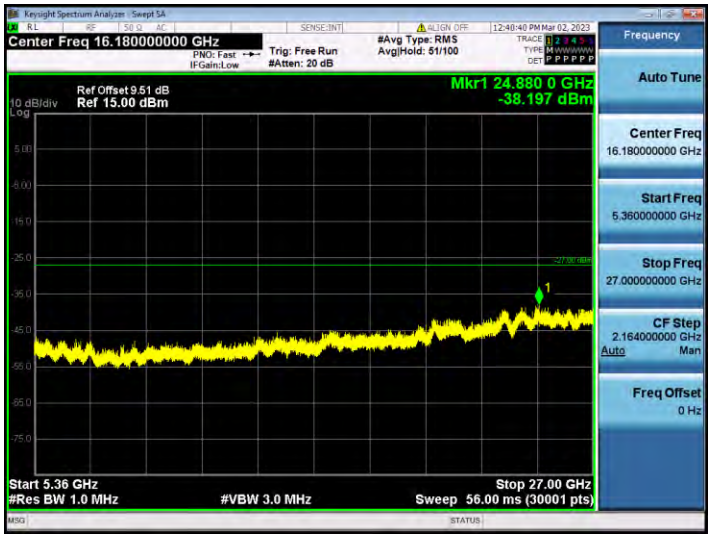

11AC20SISO_Ant1_5200_30~5140

11AC20SISO_Ant1_5200_5360~40000

11AC20SISO_Ant1_5240_30~5140

11AC20SISO_Ant1_5240_5360~40000

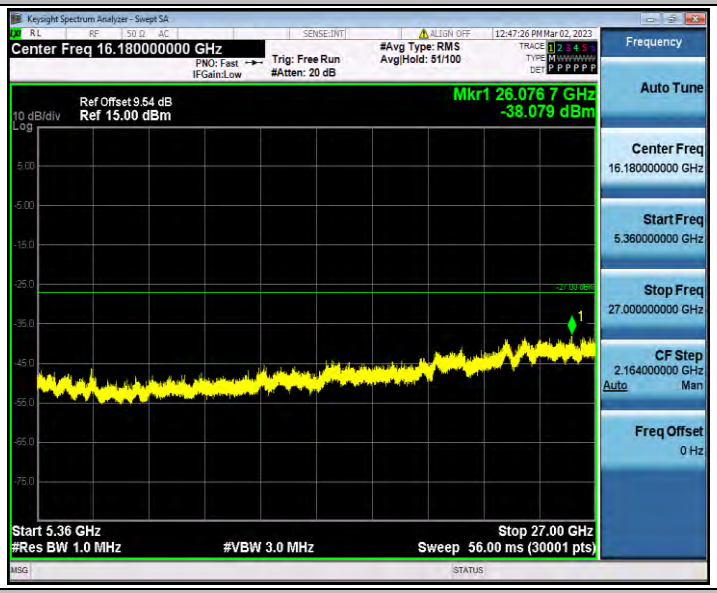

11AC40SISO_Ant1_5190_30~5140

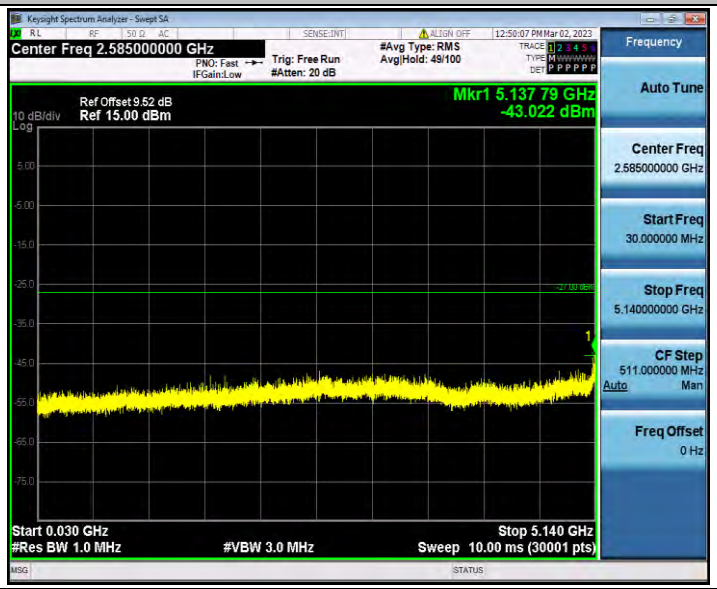

11AC40SISO_Ant1_5190_5360~40000

11AC40SISO_Ant1_5230_30~5140

11AC40SISO_Ant1_5230_5360~40000

11AC80SISO_Ant1_5210_30~5140

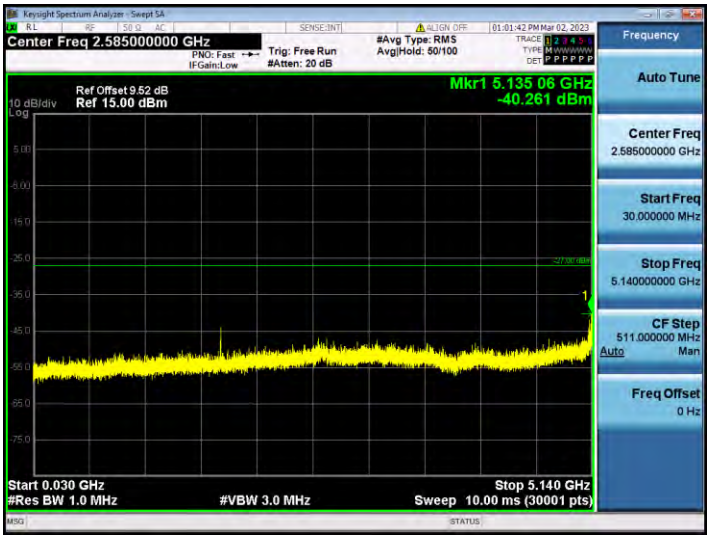

11AC80SISO_Ant1_5210_5360~40000

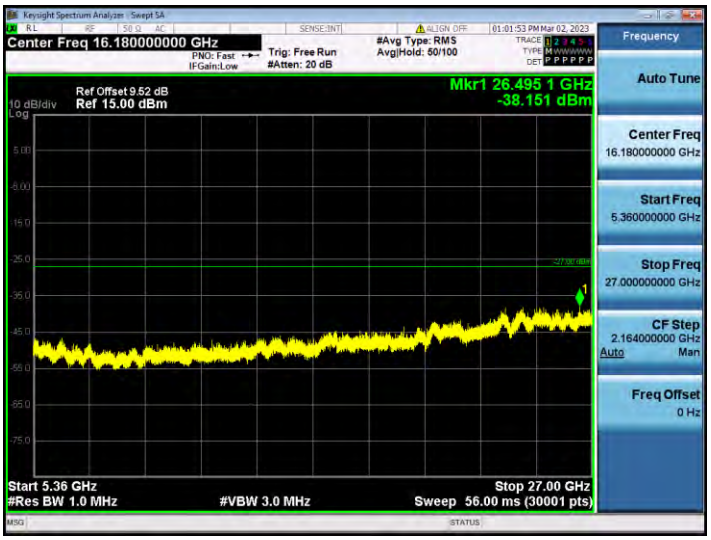

11AX20SISO_Ant1_5180_30~5140

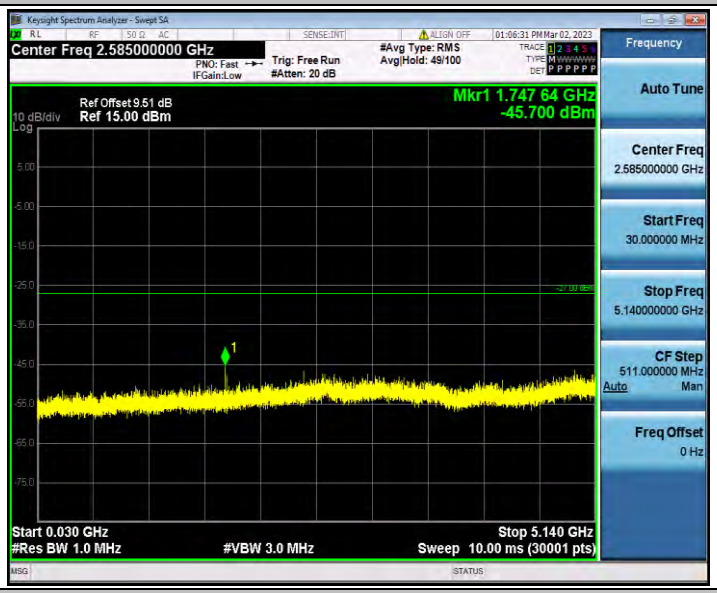

11AX20SISO_Ant1_5180_5360~40000

11AX20SISO_Ant1_5200_30~5140

11AX20SISO_Ant1_5200_5360~40000

11AX20SISO_Ant1_5240_30~5140

11AX20SISO_Ant1_5240_5360~40000

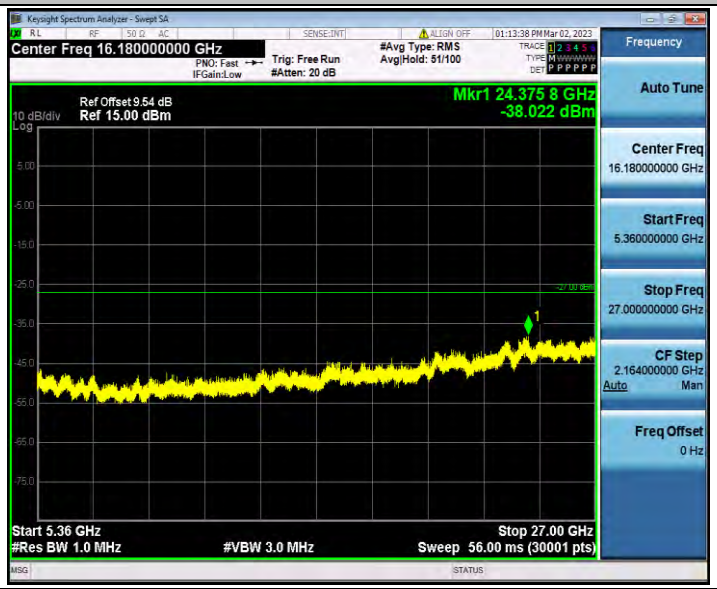

11AX40SISO_Ant1_5190_30~5140

11AX40SISO_Ant1_5190_5360~40000

11AX40SISO_Ant1_5230_30~5140

11AX40SISO_Ant1_5230_5360~40000

11AX80SISO_Ant1_5210_30~5140

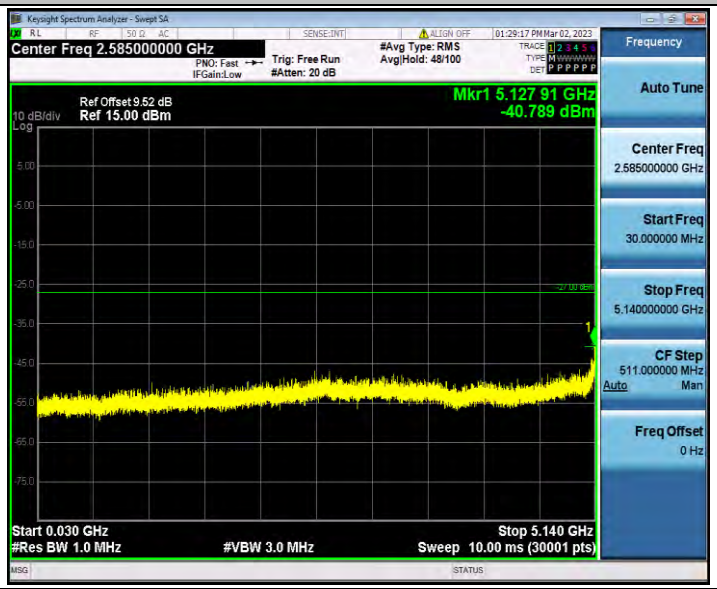

11AX80SISO_Ant1_5210_5360~40000

Keysight Spectrum Analyzer - Swept SA
RL
RF
50 Ω AC
SENSE:INT
ALIGN OFF
01:29:27 PM Mar 02, 2023
Center Freq 16.180000000 GHz
PNO: Fast
IFGain:Low
Trig: Free Run
#Atten: 20 dB
#Avg Type: RMS
Avg|Hold: 50/100
TRACE 1 2 3 4 5 6
TYPE M
DET P P P P P
Frequency
Auto Tune
Center Freq
16.180000000 GHz
Start Freq
5.360000000 GHz
Stop Freq
27.000000000 GHz
CF Step
2.164000000 GHz
Auto
Man
Freq Offset
0 Hz
Ref Offset 9.52 dB
10 dB/div
Ref 15.00 dBm
Log
Mkr1 26.161 1 GHz
-38.041 dBm
5.00
-5.00
-15.0
-25.0
-35.0
-45.0
-55.0
-65.0
-75.0
Start 5.36 GHz
#Res BW 1.0 MHz
#VBW 3.0 MHz
Stop 27.00 GHz
Sweep 56.00 ms (30001 pts)
MSG
STATUS