Appendix D.4: Maximum conducted output power

Test Result Channel Power

Test Mode	Antenna	Frequency[MHz]	Channel Powert [dBm]	Duty Cycle [%]	DC Factor [dBm]	Result [dBm]	Limit [dBm]	Verdict
11A	Ant2	5180	10.61	75.00	1.25	11.86	≤23.98	PASS
		5200	10.92	78.95	1.03	11.95	≤23.98	PASS
		5240	10.52	75.00	1.25	11.77	≤23.98	PASS
11N20SISO	Ant2	5180	10.41	77.27	1.12	11.53	≤23.98	PASS
		5200	10.60	77.27	1.12	11.72	≤23.98	PASS
		5240	10.68	81.82	0.87	11.55	≤23.98	PASS
11N40SISO	Ant2	5190	10.50	81.82	0.87	11.37	≤23.98	PASS
		5230	10.70	78.26	1.06	11.76	≤23.98	PASS
11AC20SISO	Ant2	5180	10.36	76.19	1.18	11.54	≤23.98	PASS
		5200	10.55	76.19	1.18	11.73	≤23.98	PASS
		5240	10.59	77.27	1.12	11.71	≤23.98	PASS
11AC40SISO	Ant2	5190	10.38	76.19	1.18	11.56	≤23.98	PASS
		5230	10.47	76.19	1.18	11.65	≤23.98	PASS
11AC80SISO	Ant2	5210	10.69	77.27	1.12	11.81	≤23.98	PASS
11AX20SISO	Ant2	5180	10.57	83.33	0.79	11.36	≤23.98	PASS
		5200	10.77	83.87	0.76	11.53	≤23.98	PASS
		5240	10.73	83.87	0.76	11.49	≤23.98	PASS
11AX40SISO	Ant2	5190	10.20	78.26	1.06	11.26	≤23.98	PASS
		5230	10.40	77.27	1.12	11.52	≤23.98	PASS
11AX80SISO	Ant2	5210	10.46	80.95	0.92	11.38	≤23.98	PASS

Note：The Duty Cycle Factor is compensated in the graph.

Appendix D.5: Maximum power spectral density

Test Result

TestMode	Antenna	Frequency[MHz]	Result [dBm/MHz]	Limit[dBm/MHz]	Verdict
11A	Ant2	5180	0.99	≤11.00	PASS
		5200	0.99	≤11.00	PASS
		5240	1.07	≤11.00	PASS
11N20SISO	Ant2	5180	0.75	≤11.00	PASS
		5200	0.93	≤11.00	PASS
		5240	0.8	≤11.00	PASS
11N40SISO	Ant2	5190	-2.55	≤11.00	PASS
		5230	-2.24	≤11.00	PASS
11AC20SISO	Ant2	5180	0.82	≤11.00	PASS
		5200	0.97	≤11.00	PASS
		5240	1.07	≤11.00	PASS
11AC40SISO	Ant2	5190	-2.38	≤11.00	PASS
		5230	-2.38	≤11.00	PASS
11AC80SISO	Ant2	5210	-4.87	≤11.00	PASS
11AX20SISO	Ant2	5180	0.35	≤11.00	PASS
		5200	0.5	≤11.00	PASS
		5240	0.56	≤11.00	PASS
11AX40SISO	Ant2	5190	-2.81	≤11.00	PASS
		5230	-2.58	≤11.00	PASS
11AX80SISO	Ant2	5210	-5.41	≤11.00	PASS

Note：1.The Result and Limit Unit is dBm/500 kHz in the band 5.725–5.85 GHz.
2.The Duty Cycle Factor and RBW Factor is compensated in the graph.

Test Graphs

11A_Ant2_5180

11A_Ant2_5200

11A_Ant2_5240

11N20SISO_Ant2_5180

11N20SISO_Ant2_5200

11N20SISO_Ant2_5240

11N40SISO_Ant2_5190

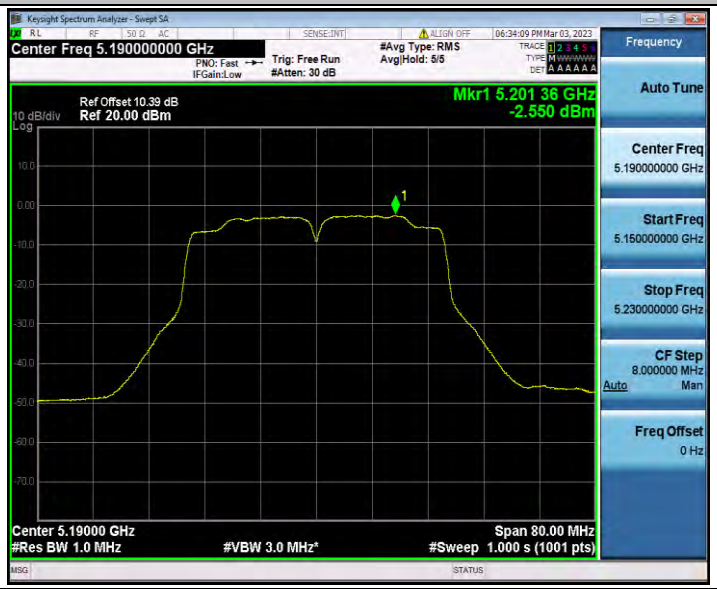

11N40SISO_Ant2_5230

11AC20SISO_Ant2_5180

11AC20SISO_Ant2_5200

11AC20SISO_Ant2_5240

11AC40SISO_Ant2_5190

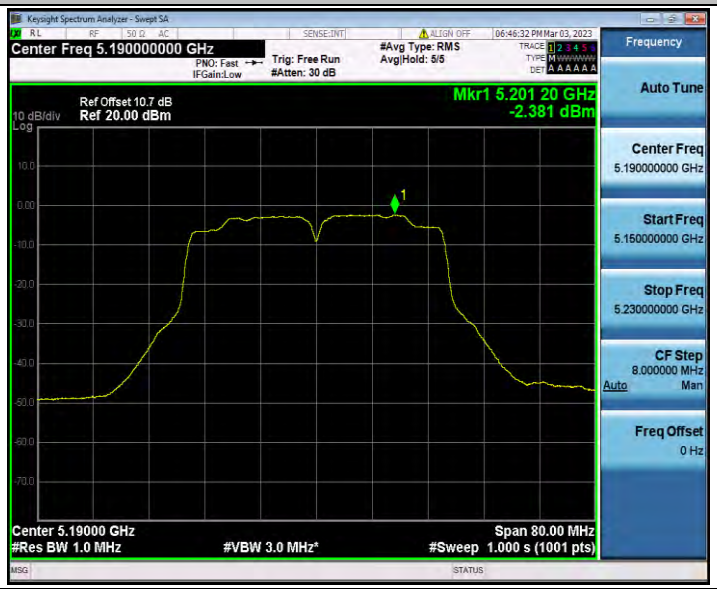

11AC40SISO_Ant2_5230

11AC80SISO_Ant2_5210

11AX20SISO_Ant2_5180

11AX20SISO_Ant2_5200

11AX20SISO_Ant2_5240

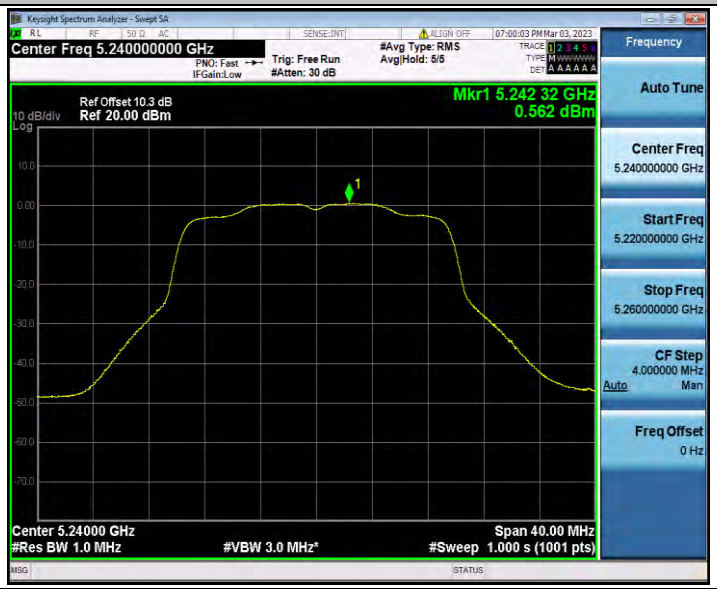

11AX40SISO_Ant2_5190

11AX40SISO_Ant2_5230

11AX80SISO_Ant2_5210

Appendix D.6: Band edge measurements

Test Result B1

TestMode	Antenna	ChName	Frequency[MHz]	Result[dBm]	Limit[dBm]	Verdict
11A	Ant2	Low	5180	-37.82	≤-27	PASS
		High	5240	-37.99	≤-27	PASS
11N20SISO	Ant2	Low	5180	-37.78	≤-27	PASS
		High	5240	-38.52	≤-27	PASS
11N40SISO	Ant2	Low	5190	-38.17	≤-27	PASS
		High	5230	-38.04	≤-27	PASS
11AC20SISO	Ant2	Low	5180	-36.77	≤-27	PASS
		High	5240	-38.33	≤-27	PASS
11AC40SISO	Ant2	Low	5190	-37.82	≤-27	PASS
		High	5230	-38.06	≤-27	PASS
11AC80SISO	Ant2	Low	5210	-36.94	≤-27	PASS
		High	5210	-37.77	≤-27	PASS
11AX20SISO	Ant2	Low	5180	-37.87	≤-27	PASS
		High	5240	-38.47	≤-27	PASS
11AX40SISO	Ant2	Low	5190	-37.34	≤-27	PASS
		High	5230	-38	≤-27	PASS
11AX80SISO	Ant2	Low	5210	-37.1	≤-27	PASS
		High	5210	-38.56	≤-27	PASS

Test Graphs B1

11A_Ant2_Low_5180

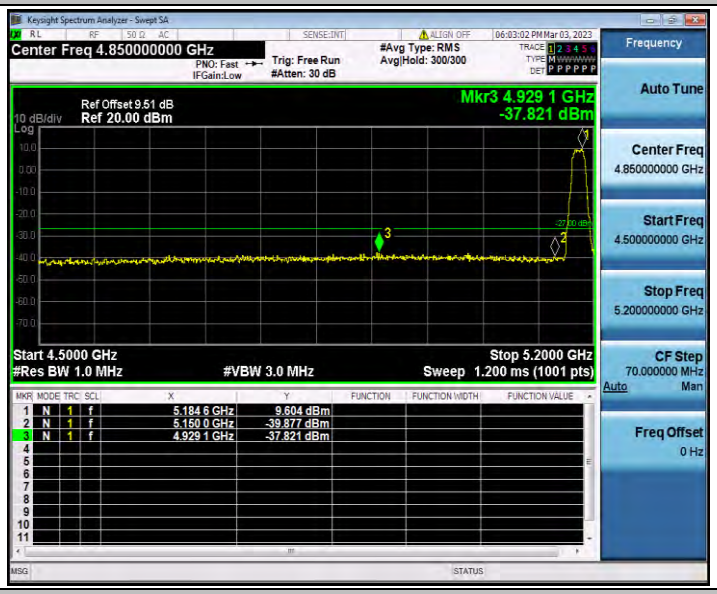

11A_Ant2_High_5240

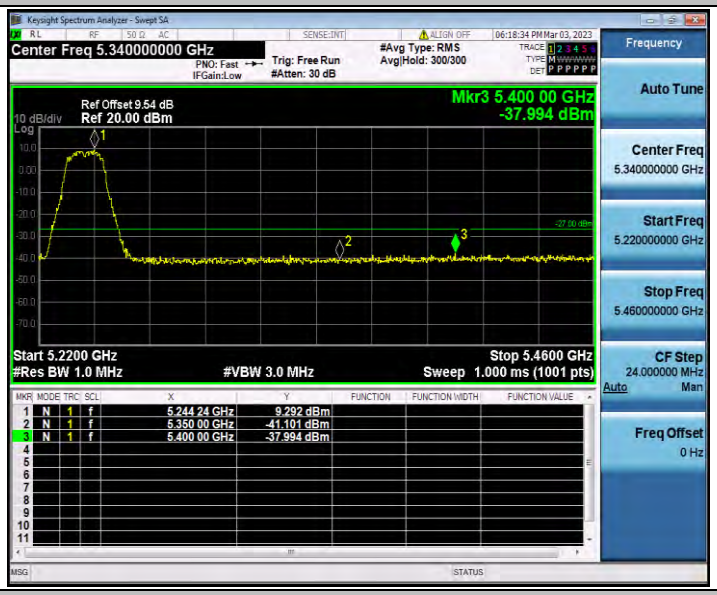

11N20SISO_Ant2_Low_5180

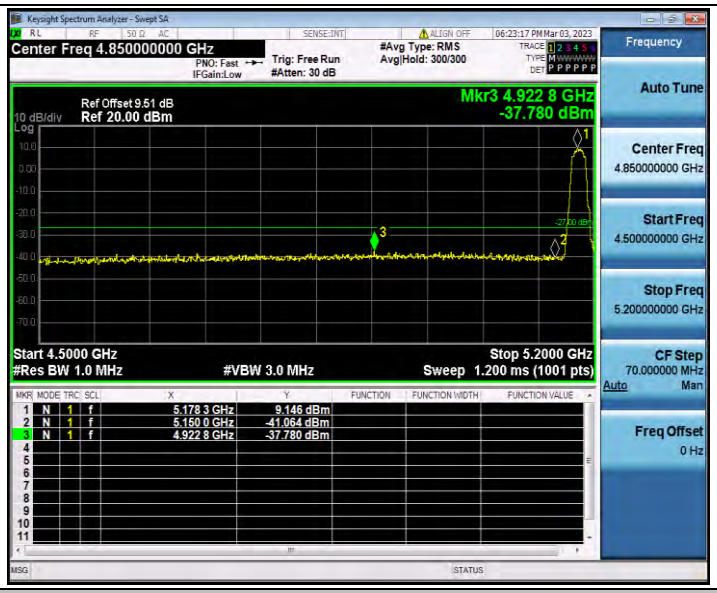

11N20SISO_Ant2_High_5240

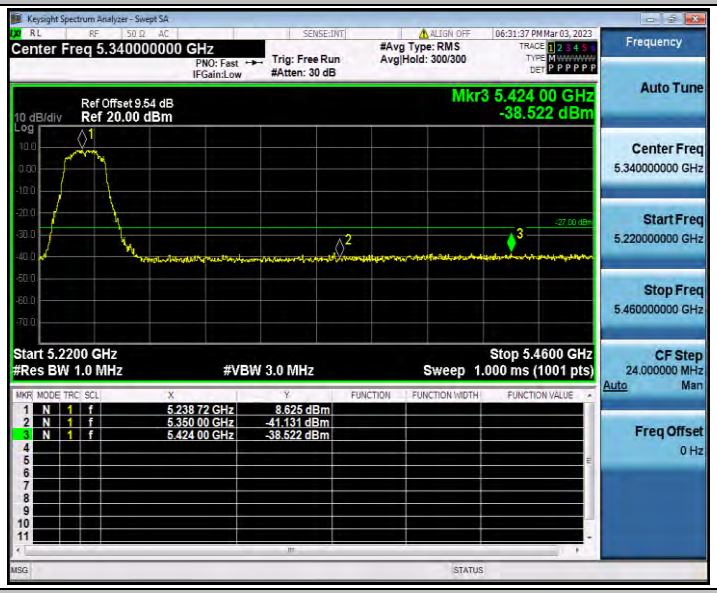

11N40SISO_Ant2_Low_5190

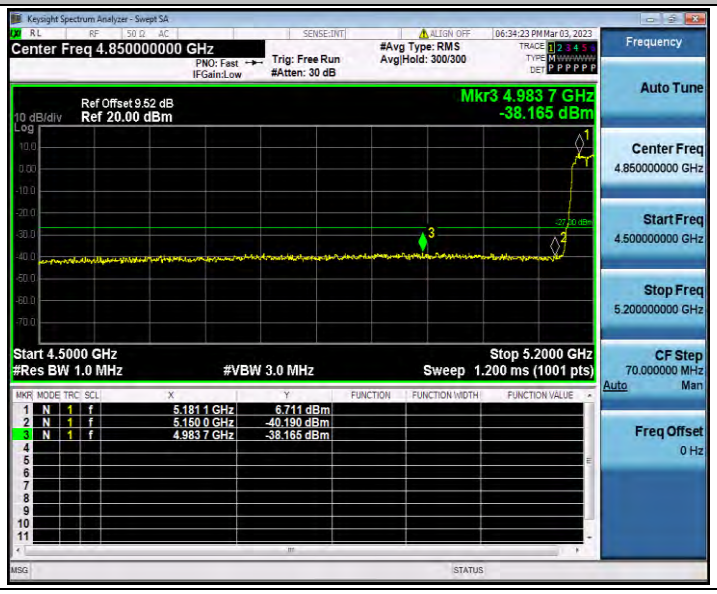

11N40SISO_Ant2_High_5230

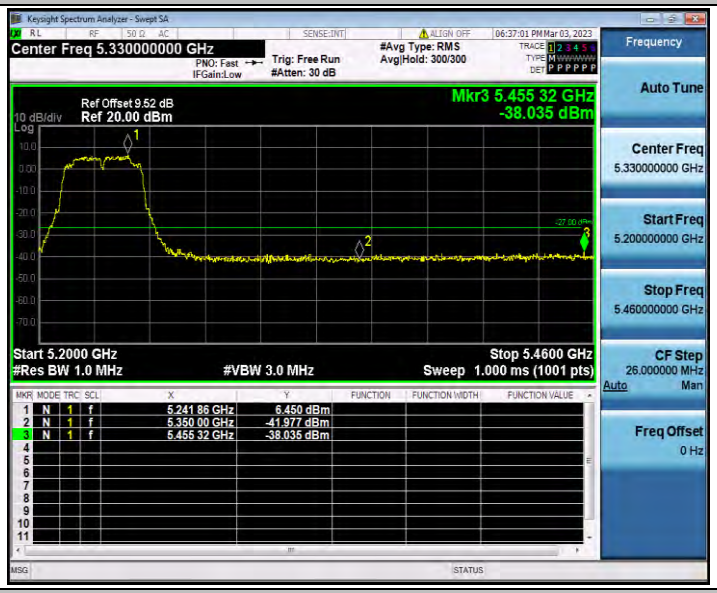

11AC20SISO_Ant2_Low_5180

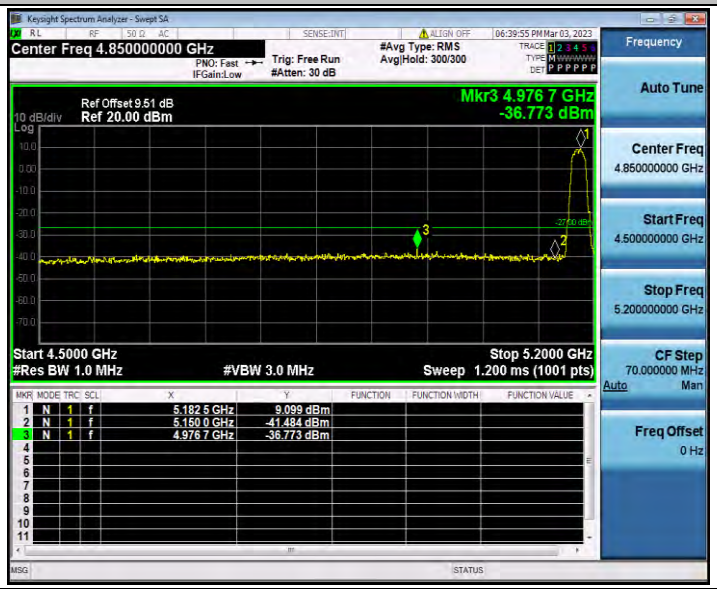

11AC20SISO_Ant2_High_5240

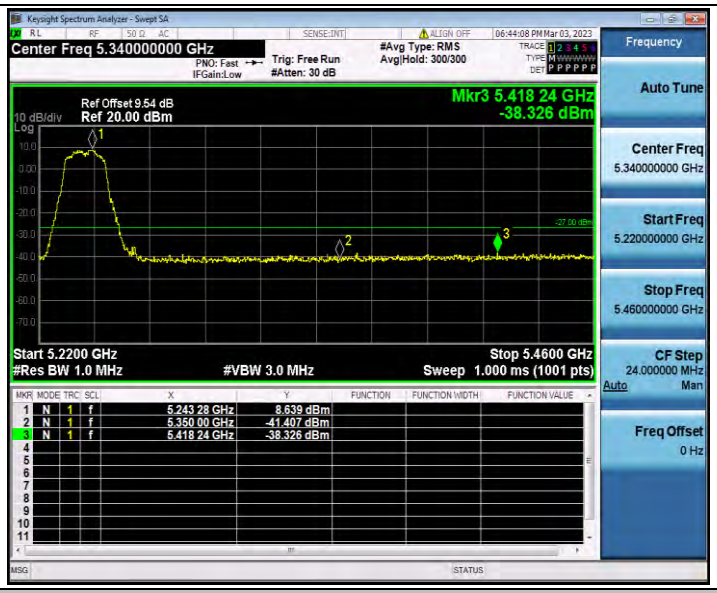

11AC40SISO_Ant2_Low_5190

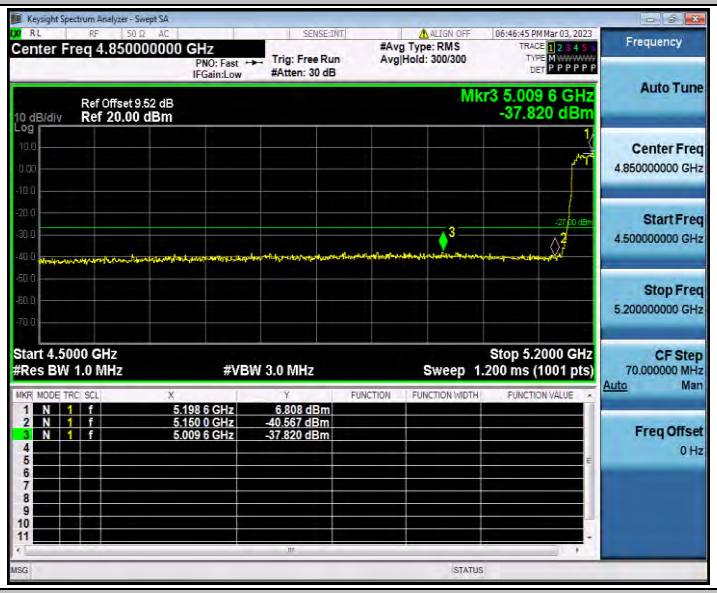

11AC40SISO_Ant2_High_5230

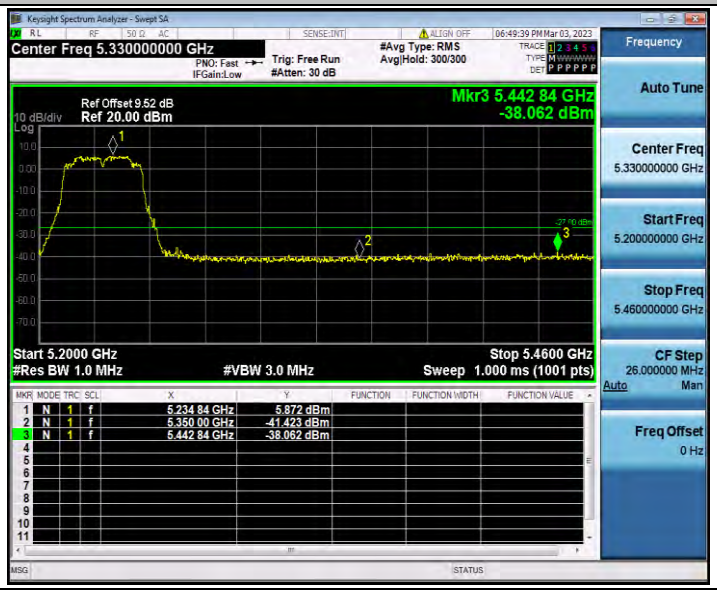

11AC80SISO_Ant2_Low_5210

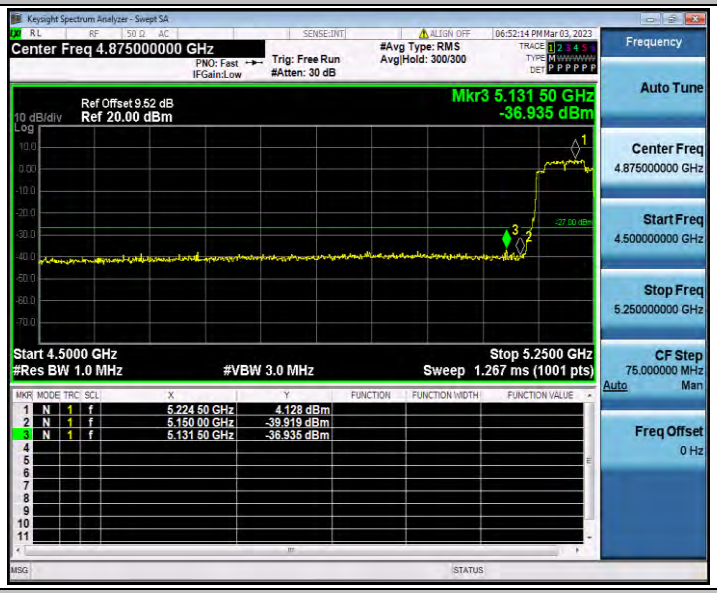

11AC80SISO_Ant2_High_5210

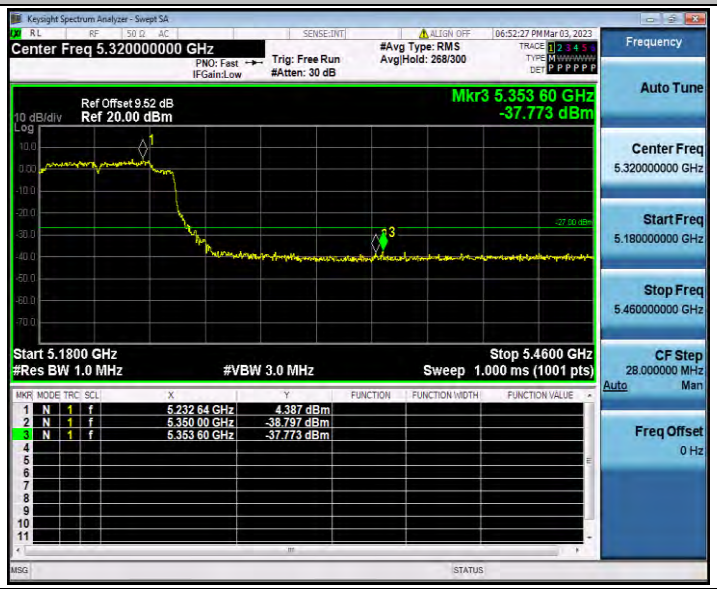

11AX20SISO_Ant2_Low_5180

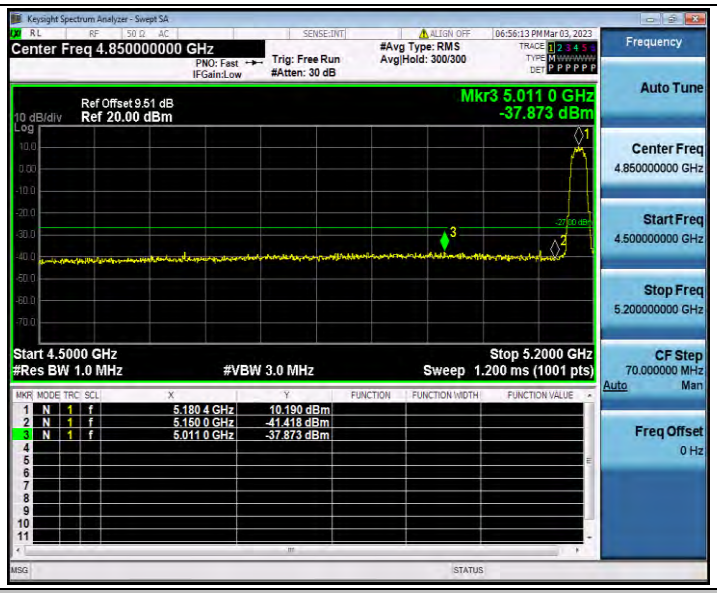

11AX20SISO_Ant2_High_5240

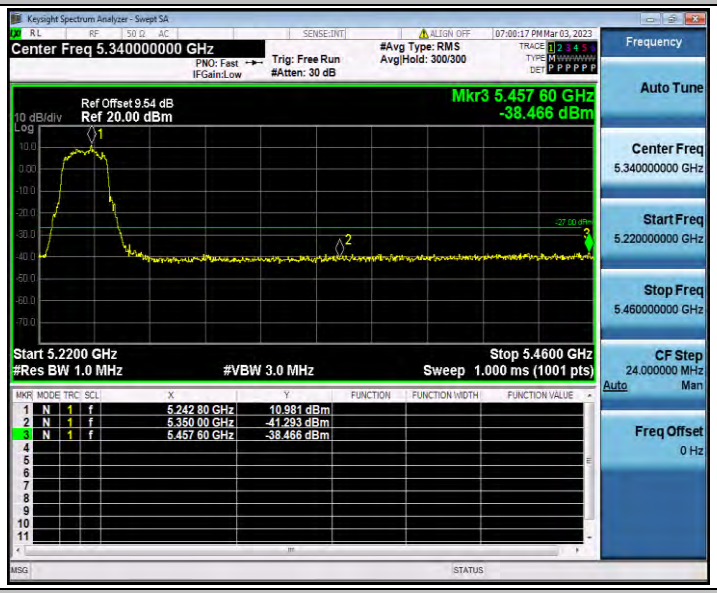

11AX40SISO_Ant2_Low_5190

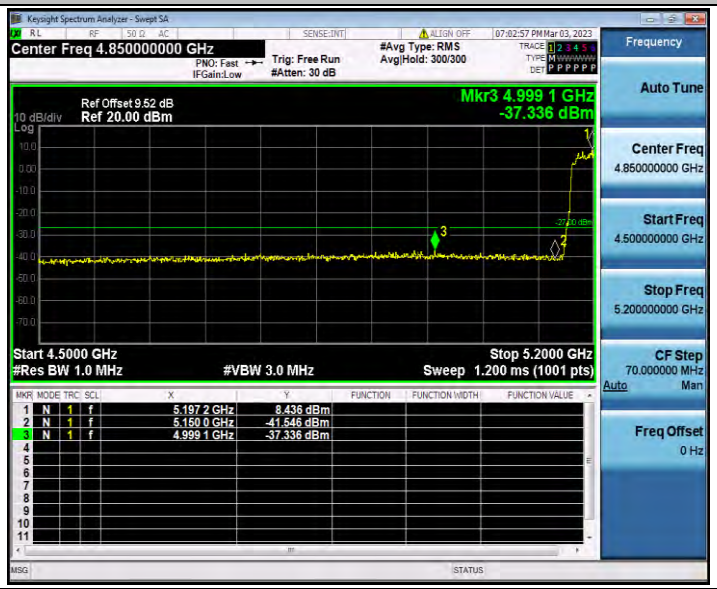

11AX40SISO_Ant2_High_5230

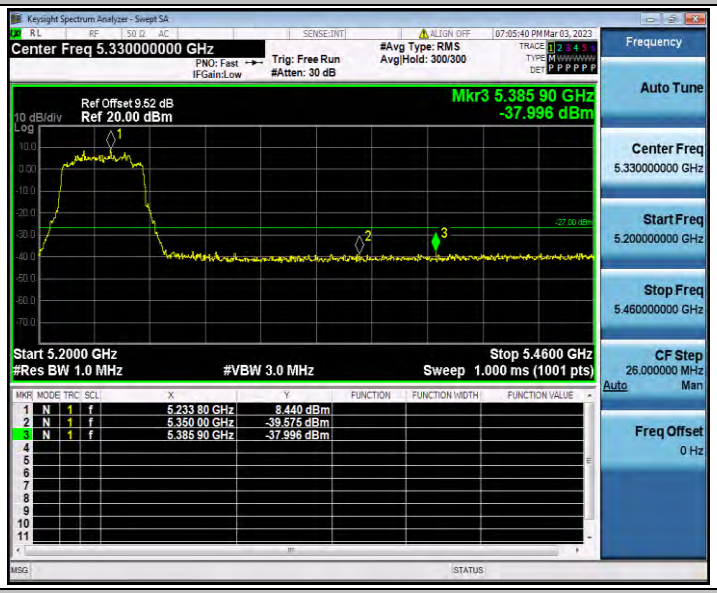

11AX80SISO_Ant2_Low_5210

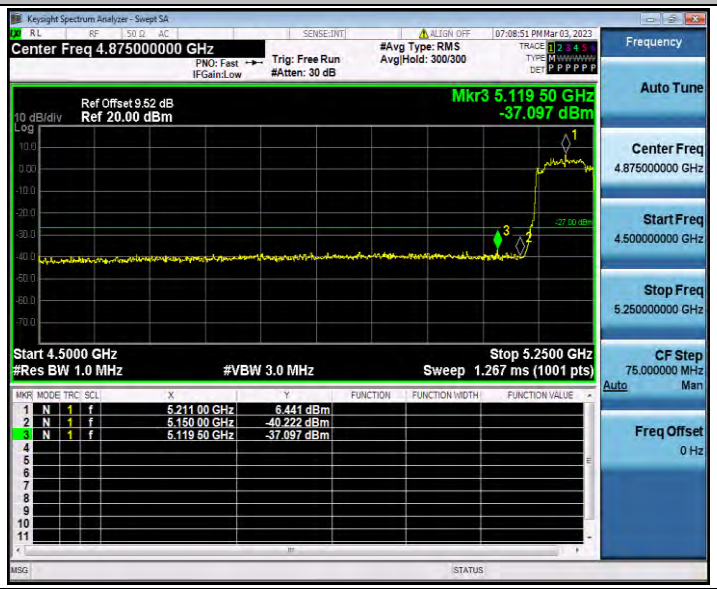

11AX80SISO_Ant2_High_5210

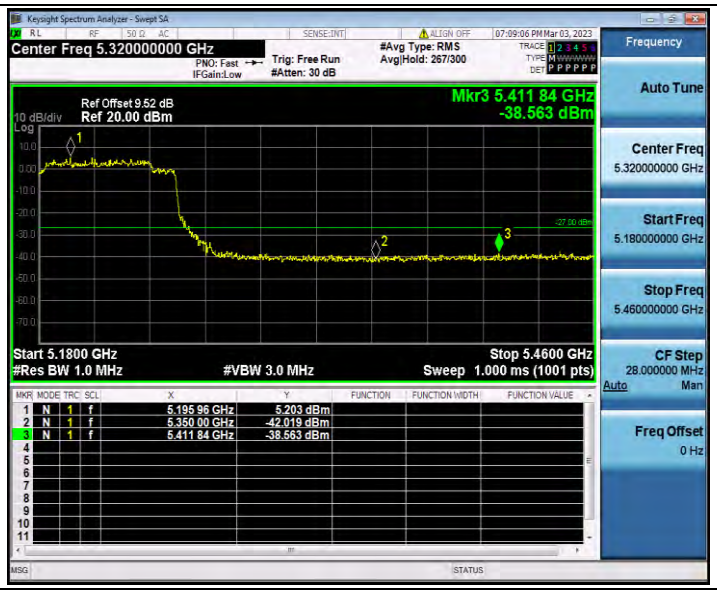
Keysight Spectrum Analyzer - Swept SA
Center Freq 5.320000000 GHz
PNO: Fast
IFGain:Low
Trig: Free Run
#Atten: 30 dB
#Avg Type: RMS
Avg|Hold: 267/300
07:09:06 PM Mar 03, 2023
Frequency
Auto Tune
Center Freq
5.320000000 GHz
Start Freq
5.180000000 GHz
Stop Freq
5.460000000 GHz
CF Step
28.000000 MHz
Auto
Man
Freq Offset
0 Hz
Ref Offset 9.52 dB
10 dB/div
Ref 20.00 dBm
Log
Mkr3 5.411 84 GHz
-38.563 dBm
-27.00 dBm
Start 5.1800 GHz
#Res BW 1.0 MHz
#VBW 3.0 MHz
Stop 5.4600 GHz
Sweep 1.000 ms (1001 pts)
1 N 1 f 5.195 96 GHz 5.203 dBm
2 N 1 f 5.350 00 GHz -42.019 dBm
3 N 1 f 5.411 84 GHz -38.563 dBm
MSG
STATUS

Appendix D.7: Conducted Spurious Emission

Test Result

TestMode	Antenna	Frequency[MHz]	FreqRange [MHz]	Max. Fre [MHz]	Max. Level [dBm]	Limit [dBm]	Verdict
11A	Ant2	5180	30~5140	4967.45	-45.95	≤-27	PASS
			5360~40000	25978.59	-38.51	≤-27	PASS
		5200	30~5140	2785.65	-47.19	≤-27	PASS
			5360~40000	24329.62	-38.03	≤-27	PASS
		5240	30~5140	5019.57	-45.93	≤-27	PASS
			5360~40000	26580.91	-37.73	≤-27	PASS
11N20SISO	Ant2	5180	30~5140	3184.91	-46.72	≤-27	PASS
			5360~40000	24960.07	-37.76	≤-27	PASS
		5200	30~5140	2688.73	-47.3	≤-27	PASS
			5360~40000	26464.77	-38.09	≤-27	PASS
		5240	30~5140	4844.64	-46.87	≤-27	PASS
			5360~40000	24755.93	-37.09	≤-27	PASS
11N40SISO	Ant2	5190	30~5140	5135.23	-46.46	≤-27	PASS
			5360~40000	26984.13	-38.37	≤-27	PASS
		5230	30~5140	5007.14	-47.51	≤-27	PASS
			5360~40000	26503	-37.94	≤-27	PASS
11AC20SISO	Ant2	5180	30~5140	4970.01	-46.86	≤-27	PASS
			5360~40000	23559.96	-38.6	≤-27	PASS
		5200	30~5140	3168.73	-47.1	≤-27	PASS
			5360~40000	26557.1	-38.26	≤-27	PASS
		5240	30~5140	3306.7	-47.32	≤-27	PASS
			5360~40000	25654.71	-37.64	≤-27	PASS
11AC40SISO	Ant2	5190	30~5140	5100.31	-46.16	≤-27	PASS
			5360~40000	23542.65	-37.93	≤-27	PASS
		5230	30~5140	5014.98	-47.06	≤-27	PASS
			5360~40000	24272.64	-37.98	≤-27	PASS
11AC80SISO	Ant2	5210	30~5140	5134.38	-41.91	≤-27	PASS
			5360~40000	24836.72	-38.33	≤-27	PASS
11AX20SISO	Ant2	5180	30~5140	5061.31	-46.4	≤-27	PASS
			5360~40000	26619.86	-38.19	≤-27	PASS
		5200	30~5140	913.35	-43.75	≤-27	PASS
			5360~40000	24344.05	-37.96	≤-27	PASS
		5240	30~5140	4978.35	-47.68	≤-27	PASS
			5360~40000	24812.92	-37.01	≤-27	PASS
11AX40SISO	Ant2	5190	30~5140	5108.49	-46.32	≤-27	PASS
			5360~40000	26544.12	-38.08	≤-27	PASS

		5230	30~5140	2649.39	-47.56	≤-27	PASS
			5360~40000	26730.22	-37.83	≤-27	PASS
11AX80SISO	Ant2	5210	30~5140	5129.61	-40.33	≤-27	PASS
			5360~40000	26802.35	-38.2	≤-27	PASS

Test Graphs

11A_Ant2_5180_30~5140

11A_Ant2_5180_5360~40000

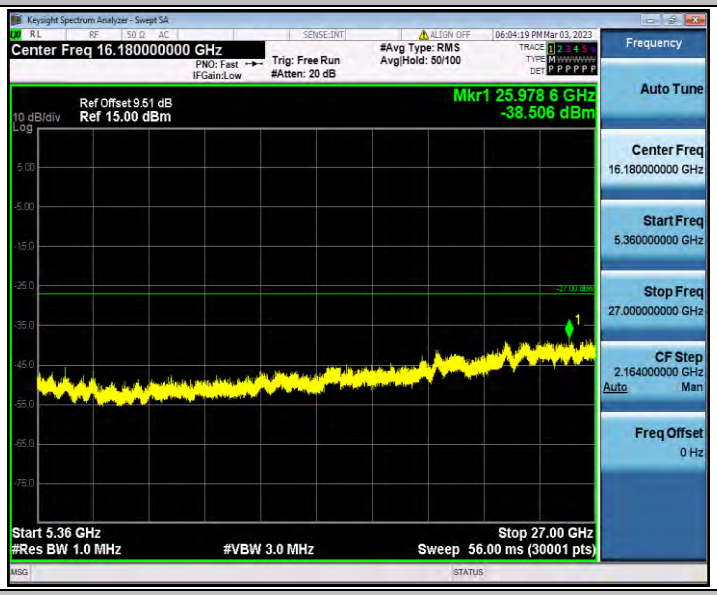

11A_Ant2_5200_30~5140

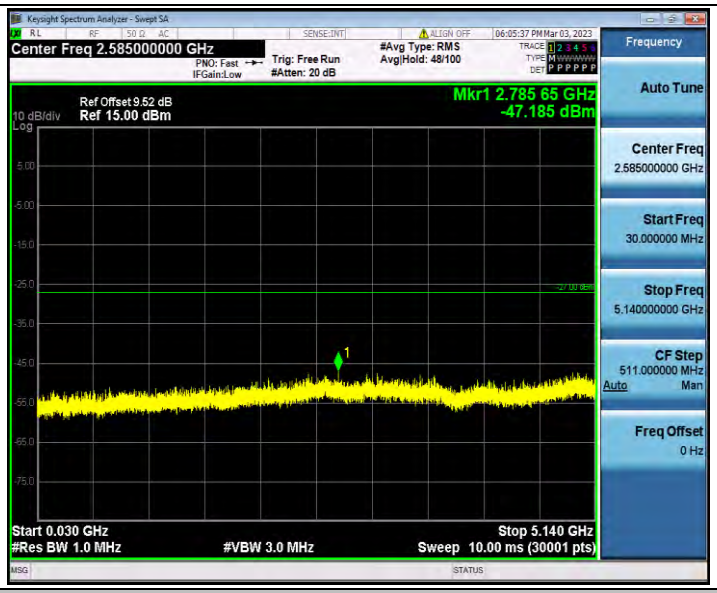

11A_Ant2_5200_5360~40000

11A_Ant2_5240_30~5140

11A_Ant2_5240_5360~40000

11N20SISO_Ant2_5180_30~5140

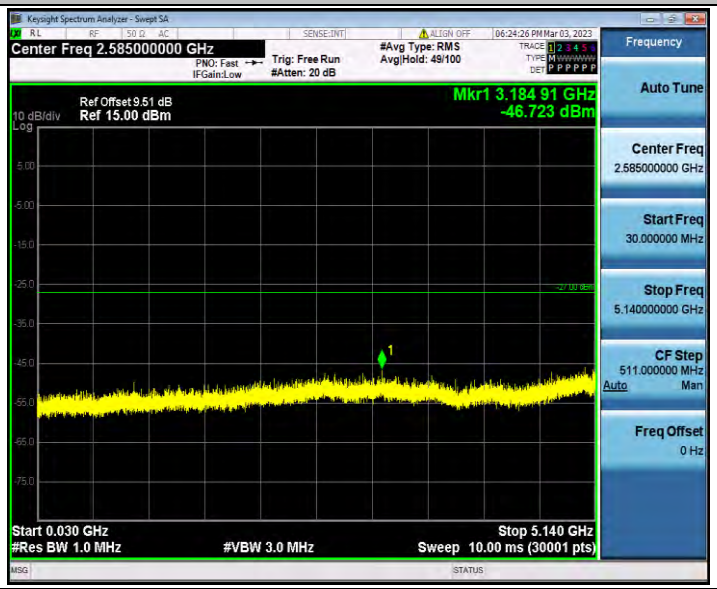

11N20SISO_Ant2_5180_5360~40000

11N20SISO_Ant2_5200_30~5140

11N20SISO_Ant2_5200_5360~40000

11N20SISO_Ant2_5240_30~5140

11N20SISO_Ant2_5240_5360~40000

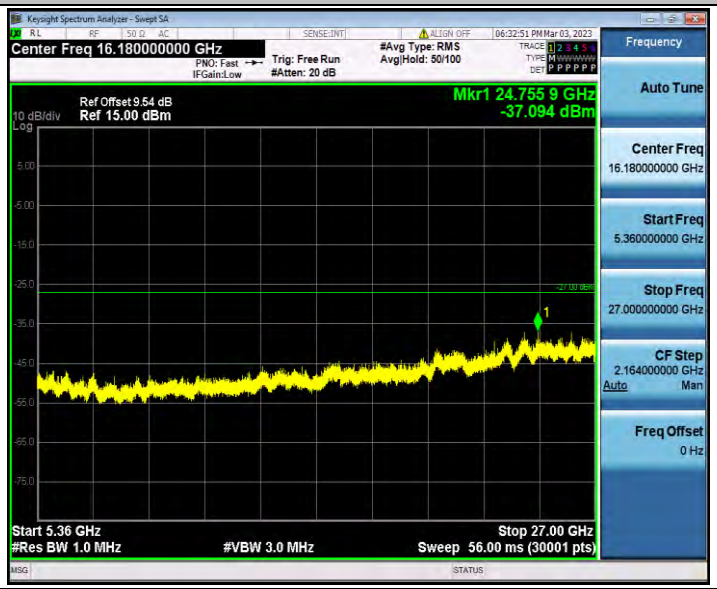

11N40SISO_Ant2_5190_30~5140

11N40SISO_Ant2_5190_5360~40000

11N40SISO_Ant2_5230_30~5140

11N40SISO_Ant2_5230_5360~40000

11AC20SISO_Ant2_5180_30~5140

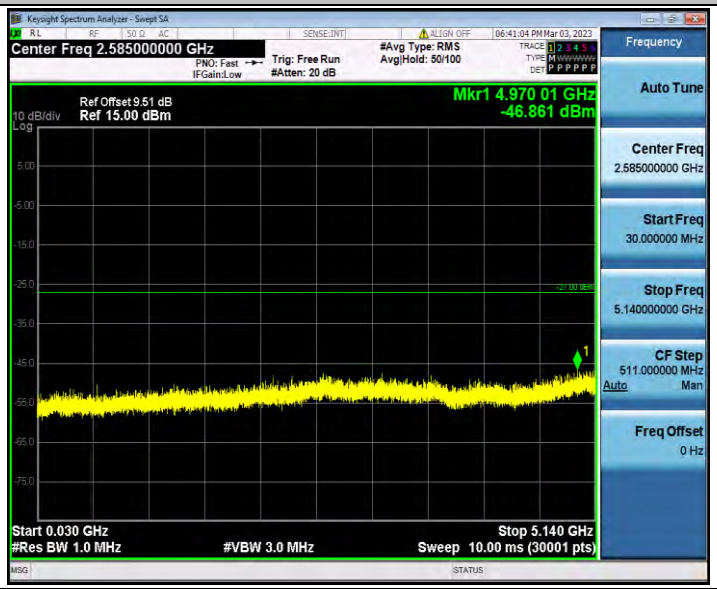

11AC20SISO_Ant2_5180_5360~40000

11AC20SISO_Ant2_5200_30~5140

11AC20SISO_Ant2_5200_5360~40000

11AC20SISO_Ant2_5240_30~5140

11AC20SISO_Ant2_5240_5360~40000

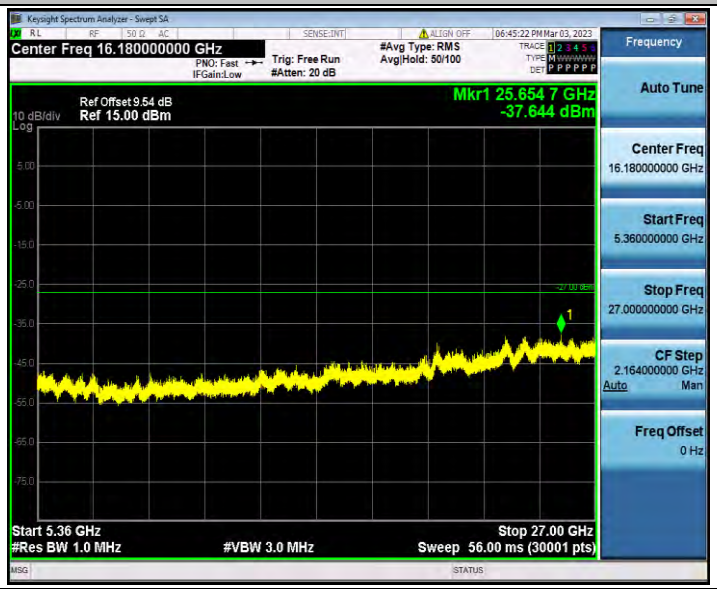

11AC40SISO_Ant2_5190_30~5140

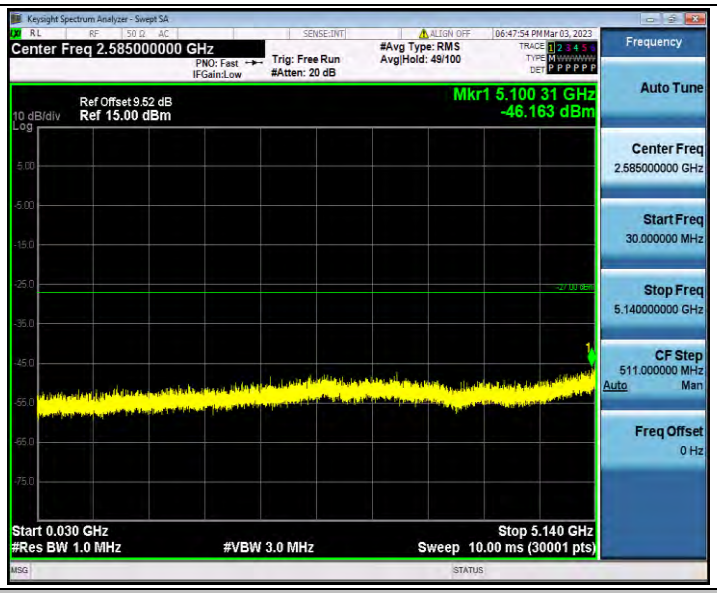

11AC40SISO_Ant2_5190_5360~40000

11AC40SISO_Ant2_5230_30~5140

11AC40SISO_Ant2_5230_5360~40000

11AC80SISO_Ant2_5210_30~5140

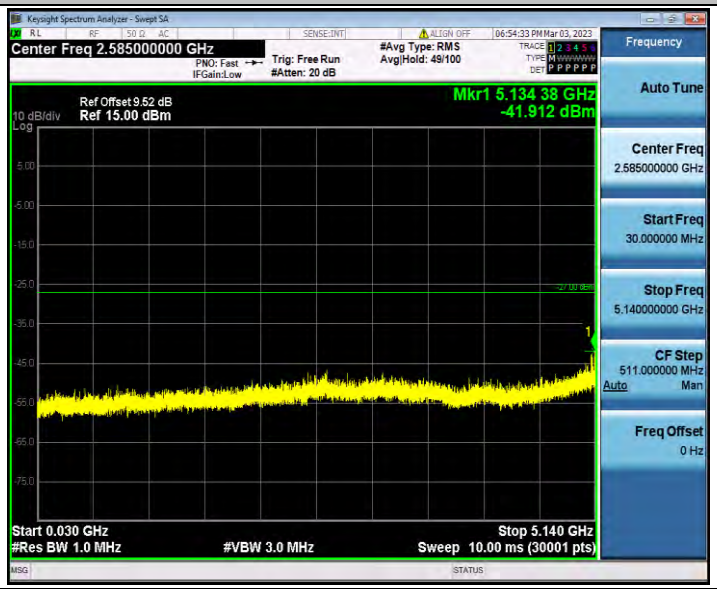

11AC80SISO_Ant2_5210_5360~40000

11AX20SISO_Ant2_5180_30~5140

11AX20SISO_Ant2_5180_5360~40000

11AX20SISO_Ant2_5200_30~5140

11AX20SISO_Ant2_5200_5360~40000

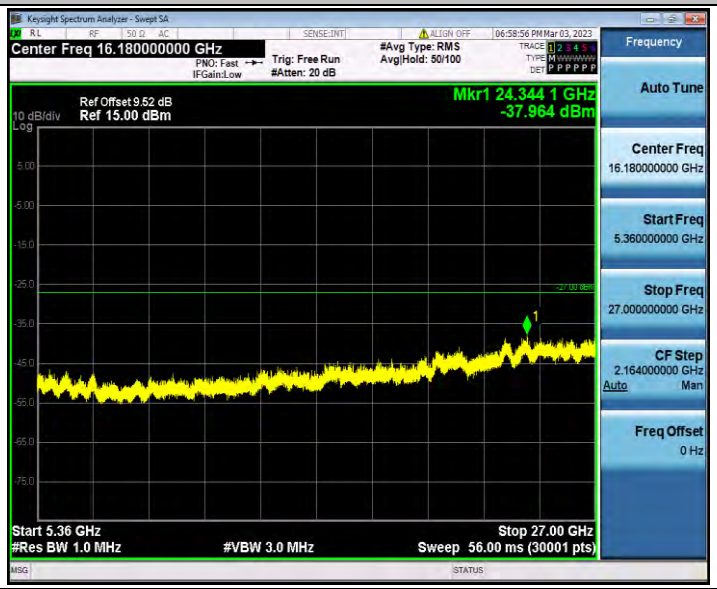

11AX20SISO_Ant2_5240_30~5140

11AX20SISO_Ant2_5240_5360~40000

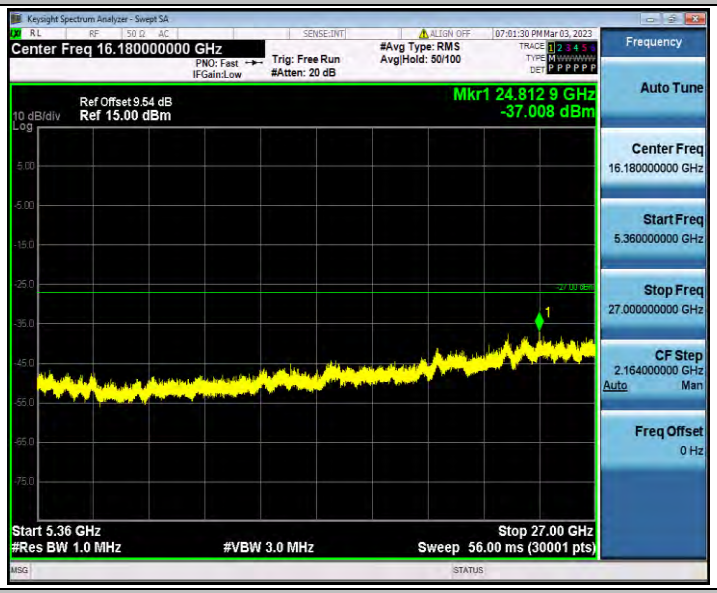

11AX40SISO_Ant2_5190_30~5140

11AX40SISO_Ant2_5190_5360~40000

11AX40SISO_Ant2_5230_30~5140

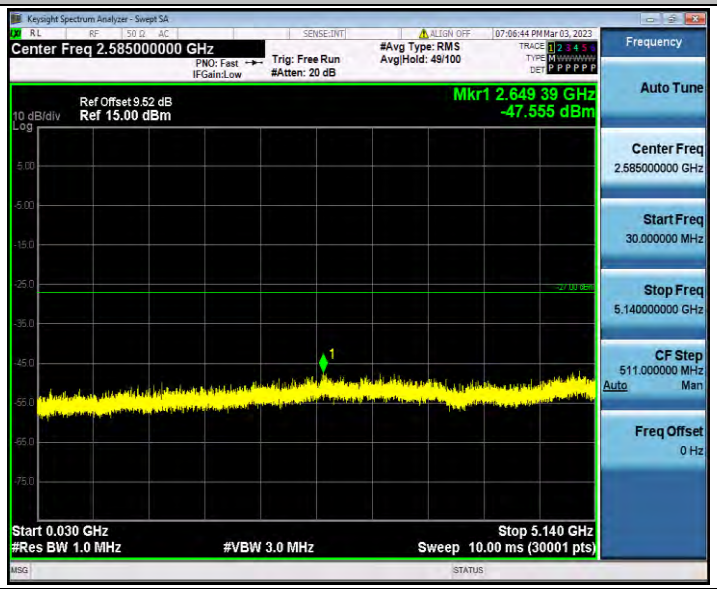

11AX40SISO_Ant2_5230_5360~40000

11AX80SISO_Ant2_5210_30~5140

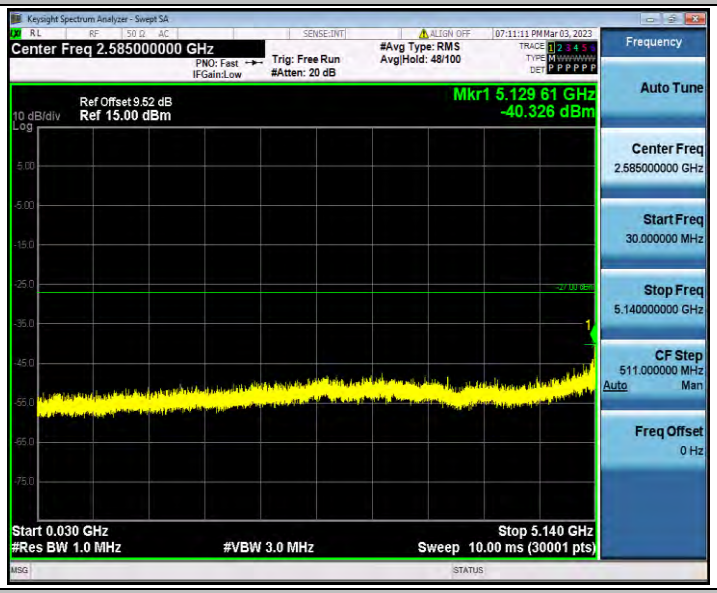

11AX80SISO_Ant2_5210_5360~40000