Appendix E.4: Maximum conducted output power

Test Result Channel Power

Test Mode	Antenna	Frequency[MHz]	Channel Powert [dBm]	Duty Cycle [%]	DC Factor [dBm]	Result [dBm]	Limit [dBm]	Verdict
11A	Ant1	5745	9.87	75.00	1.25	11.12	≤30.00	PASS
		5785	10.30	73.68	1.33	11.63	≤30.00	PASS
		5825	10.24	78.95	1.03	11.27	≤30.00	PASS
11N20SISO	Ant1	5745	9.92	77.27	1.12	11.04	≤30.00	PASS
		5785	10.52	77.27	1.12	11.64	≤30.00	PASS
		5825	10.33	78.26	1.06	11.39	≤30.00	PASS
11N40SISO	Ant1	5755	11.21	81.82	0.87	12.08	≤30.00	PASS
		5795	11.98	78.26	1.06	13.04	≤30.00	PASS
11AC20SISO	Ant1	5745	10.22	77.27	1.12	11.34	≤30.00	PASS
		5785	10.63	76.19	1.18	11.81	≤30.00	PASS
		5825	10.50	76.19	1.18	11.68	≤30.00	PASS
11AC40SISO	Ant1	5755	11.22	76.19	1.18	12.40	≤30.00	PASS
		5795	11.93	75.00	1.25	13.18	≤30.00	PASS
11AC80SISO	Ant1	5775	11.60	76.19	1.18	12.78	≤30.00	PASS
11AX20SISO	Ant1	5745	10.36	83.87	0.76	11.12	≤30.00	PASS
		5785	10.98	86.67	0.62	11.60	≤30.00	PASS
		5825	10.79	83.33	0.79	11.58	≤30.00	PASS
11AX40SISO	Ant1	5755	11.09	77.27	1.12	12.21	≤30.00	PASS
		5795	11.71	78.26	1.06	12.77	≤30.00	PASS
11AX80SISO	Ant1	5775	11.47	80.95	0.92	12.39	≤30.00	PASS

Note：The Duty Cycle Factor is compensated in the graph.

Appendix E.5: Maximum power spectral density

Test Result

TestMode	Antenna	Frequency[MHz]	Result [dBm/MHz]	Limit[dBm/MHz]	Verdict
11A	Ant1	5745	-2.79	≤30.00	PASS
		5785	-2.09	≤30.00	PASS
		5825	-2.68	≤30.00	PASS
11N20SISO	Ant1	5745	-2.9	≤30.00	PASS
		5785	-2.16	≤30.00	PASS
		5825	-2.52	≤30.00	PASS
11N40SISO	Ant1	5755	-4.71	≤30.00	PASS
		5795	-3.74	≤30.00	PASS
11AC20SISO	Ant1	5745	-2.63	≤30.00	PASS
		5785	-2.1	≤30.00	PASS
		5825	-2.28	≤30.00	PASS
11AC40SISO	Ant1	5755	-4.44	≤30.00	PASS
		5795	-3.65	≤30.00	PASS
11AC80SISO	Ant1	5775	-6.24	≤30.00	PASS
11AX20SISO	Ant1	5745	-3.41	≤30.00	PASS
		5785	-3.02	≤30.00	PASS
		5825	-2.92	≤30.00	PASS
11AX40SISO	Ant1	5755	-4.89	≤30.00	PASS
		5795	-4.29	≤30.00	PASS
11AX80SISO	Ant1	5775	-7.25	≤30.00	PASS

Note：1.The Result and Limit Unit is dBm/500 kHz in the band 5.725–5.85 GHz.
2.The Duty Cycle Factor and RBW Factor is compensated in the graph.

Test Graphs

11A_Ant1_5745

11A_Ant1_5785

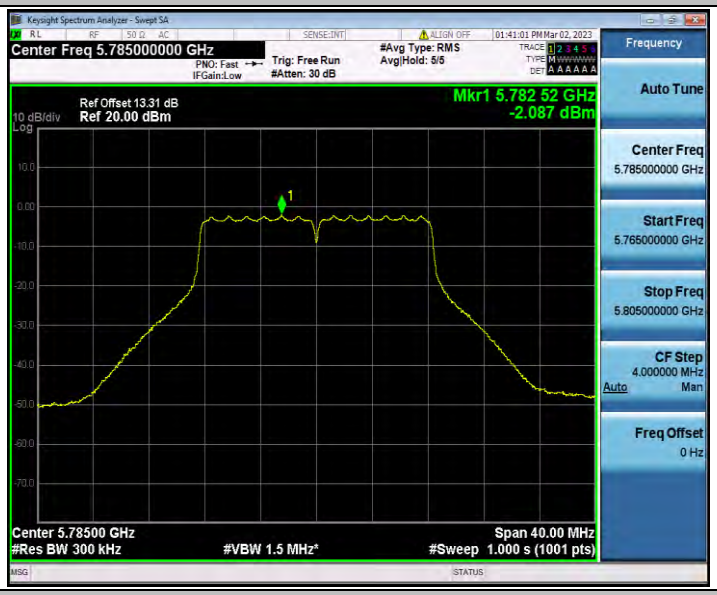

11A_Ant1_5825

11N20SISO_Ant1_5745

11N20SISO_Ant1_5785

11N20SISO_Ant1_5825

11N40SISO_Ant1_5755

11N40SISO_Ant1_5795

11AC20SISO_Ant1_5745

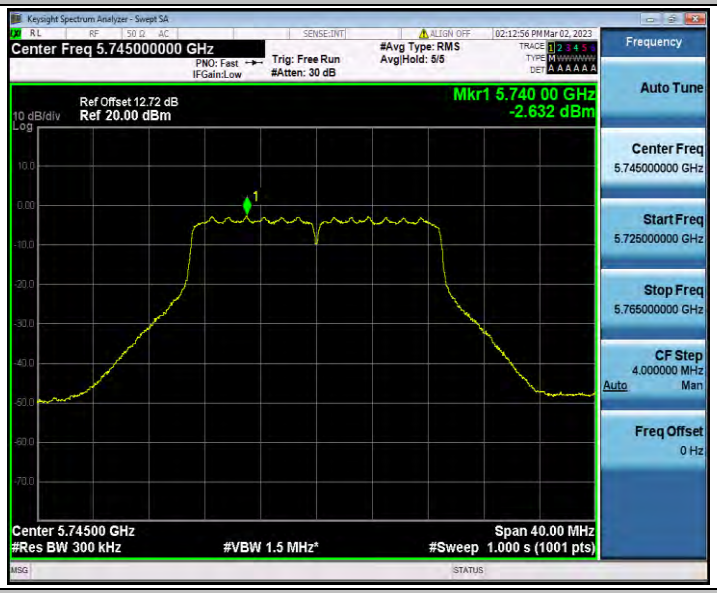

11AC20SISO_Ant1_5785

11AC20SISO_Ant1_5825

11AC40SISO_Ant1_5755

11AC40SISO_Ant1_5795

11AC80SISO_Ant1_5775

11AX20SISO_Ant1_5745

11AX20SISO_Ant1_5785

11AX20SISO_Ant1_5825

11AX40SISO_Ant1_5755

11AX40SISO_Ant1_5795

11AX80SISO_Ant1_5775

Appendix E.6: Band edge measurements

Test Result B4

TestMode	Antenna	ChName	Frequency[MHz]	FreqRange [MHz]	Result [dBm]	Limit [dBm]	Verdict
11A	Ant1	Low	5745	5650~5700	-39.37	≤8.36	PASS
				5700~5720	-39.24	≤11.25	PASS
				5720~5725	-37.03	≤23.94	PASS
				5760~5650	-40.39	≤-27	PASS
		High	5825	5850~5855	-36.97	≤23.80	PASS
				5855~5875	-38	≤10.70	PASS
				5875~5925	-38.51	≤-3.18	PASS
				5925~5935	-38.53	≤-27	PASS
11N20SISO	Ant1	Low	5745	5650~5700	-39.09	≤-2.79	PASS
				5700~5720	-39.16	≤11.41	PASS
				5720~5725	-36.89	≤24.99	PASS
				5760~5650	-40.62	≤-27	PASS
		High	5825	5850~5855	-35.54	≤15.79	PASS
				5855~5875	-38.31	≤13.58	PASS
				5875~5925	-38.47	≤-21.36	PASS
				5925~5935	-39.49	≤-27	PASS
11N40SISO	Ant1	Low	5755	5650~5700	-37.59	≤-1.93	PASS
				5700~5720	-35.97	≤15.58	PASS
				5720~5725	-35.95	≤24.66	PASS
				5780~5650	-39	≤-27	PASS
		High	5795	5850~5855	-37.39	≤16.03	PASS
				5855~5875	-37.63	≤13.97	PASS
				5875~5925	-38.18	≤-14.71	PASS
				5925~5935	-38.52	≤-27	PASS
11AC20SISO	Ant1	Low	5745	5650~5700	-39.1	≤1.13	PASS
				5700~5720	-38.37	≤15.56	PASS
				5720~5725	-38.06	≤23.16	PASS
				5760~5650	-40.11	≤-27	PASS
		High	5825	5850~5855	-37.08	≤18.56	PASS
				5855~5875	-38.14	≤10.48	PASS
				5875~5925	-38.16	≤-3.88	PASS
				5925~5935	-38.26	≤-27	PASS
11AC40SISO	Ant1	Low	5755	5650~5700	-37.2	≤9.56	PASS
				5700~5720	-35.89	≤15.47	PASS
				5720~5725	-34.71	≤17.58	PASS

				5780~5650	-39.43	≤-27	PASS
		High	5795	5850~5855	-36.95	≤26.94	PASS
				5855~5875	-37.02	≤11.01	PASS
				5875~5925	-38.4	≤-9.83	PASS
				5925~5935	-38.1	≤-27	PASS
11AC80SISO	Ant1	Low	5775	5650~5700	-34.91	≤4.97	PASS
				5700~5720	-34.25	≤15.30	PASS
				5720~5725	-30.63	≤23.42	PASS
				5800~5650	-38.54	≤-27	PASS
		High	5775	5850~5855	-33.94	≤22.12	PASS
				5855~5875	-34.76	≤10.07	PASS
				5875~5925	-36.33	≤-25.72	PASS
				5925~5935	-38.07	≤-27	PASS
11AX20SISO	Ant1	Low	5745	5650~5700	-39.24	≤-8.32	PASS
				5700~5720	-38.45	≤12.28	PASS
				5720~5725	-36.76	≤26.04	PASS
				5760~5650	-39.8	≤-27	PASS
		High	5825	5850~5855	-33.81	≤17.33	PASS
				5855~5875	-37.85	≤15.13	PASS
				5875~5925	-38.44	≤-24.46	PASS
				5925~5935	-38.12	≤-27	PASS
11AX40SISO	Ant1	Low	5755	5650~5700	-38.86	≤-10.22	PASS
				5700~5720	-36.04	≤15.47	PASS
				5720~5725	-36.27	≤19.74	PASS
				5780~5650	-40.43	≤-27	PASS
		High	5795	5850~5855	-38.12	≤23.93	PASS
				5855~5875	-37.11	≤11.10	PASS
				5875~5925	-38.15	≤-7.51	PASS
				5925~5935	-39.45	≤-27	PASS
11AX80SISO	Ant1	Low	5775	5650~5700	-35.67	≤4.40	PASS
				5700~5720	-36.68	≤14.95	PASS
				5720~5725	-32.15	≤25.54	PASS
				5800~5650	-39.69	≤-27	PASS
		High	5775	5850~5855	-33.35	≤24.65	PASS
				5855~5875	-36.83	≤10.02	PASS
				5875~5925	-37.79	≤-24.08	PASS
				5925~5935	-38.62	≤-27	PASS

Test Graphs B4

11A_Ant1_Low_5745

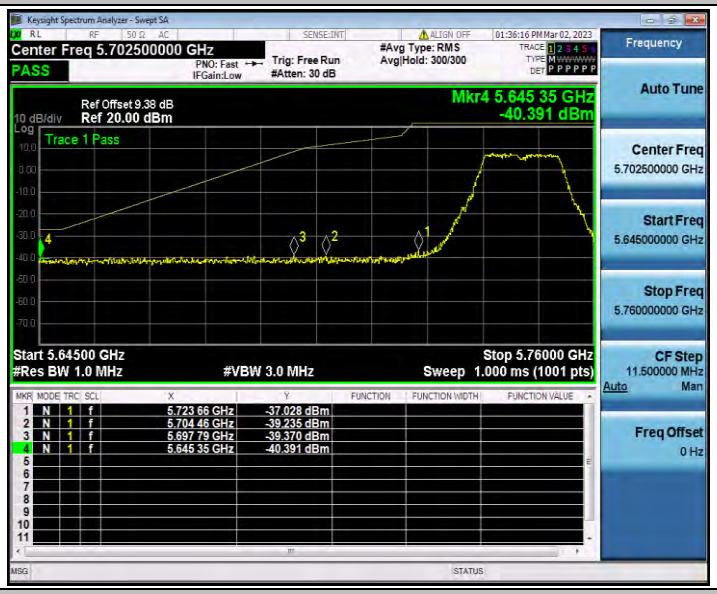

11A_Ant1_High_5825

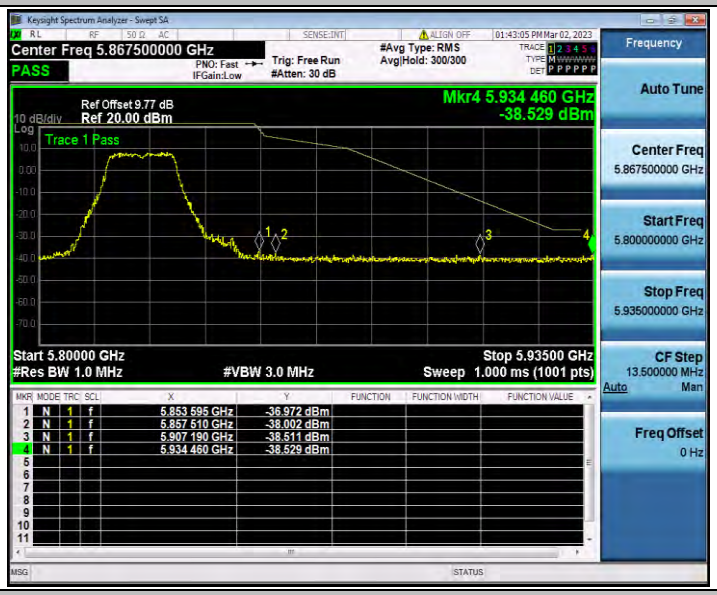

11N20SISO_Ant1_Low_5745

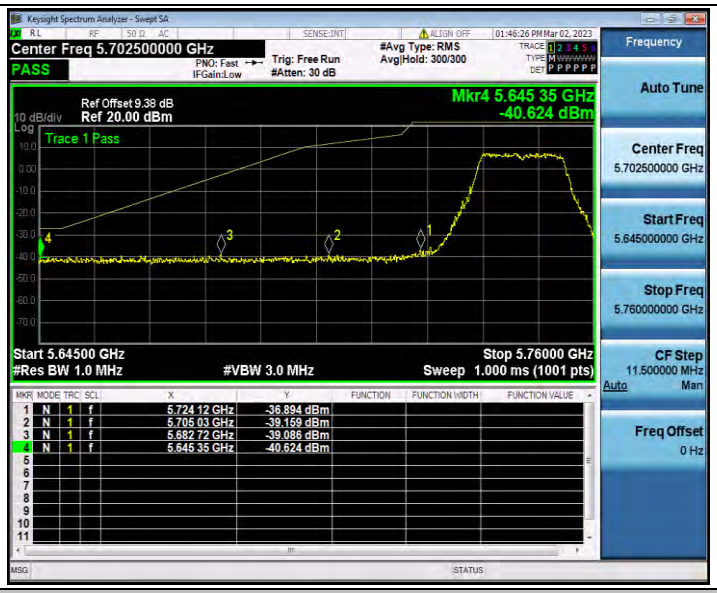

11N20SISO_Ant1_High_5825

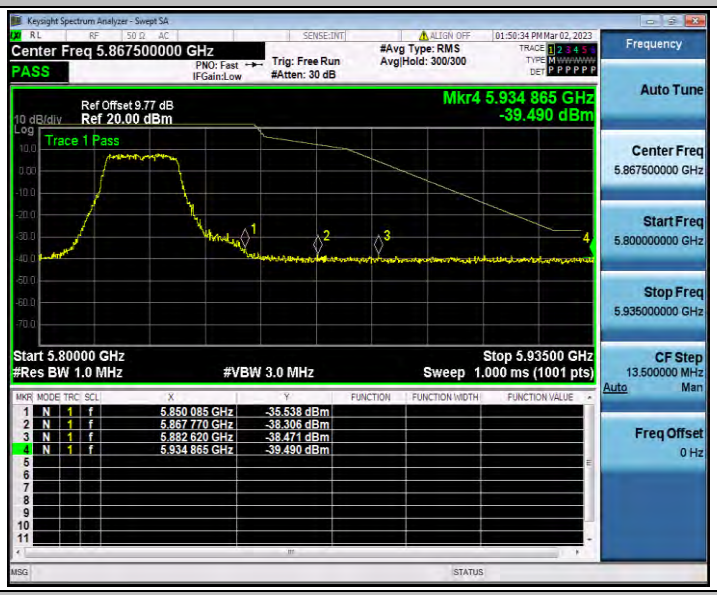

11N40SISO_Ant1_Low_5755

11N40SISO_Ant1_High_5795

11AC20SISO_Ant1_Low_5745

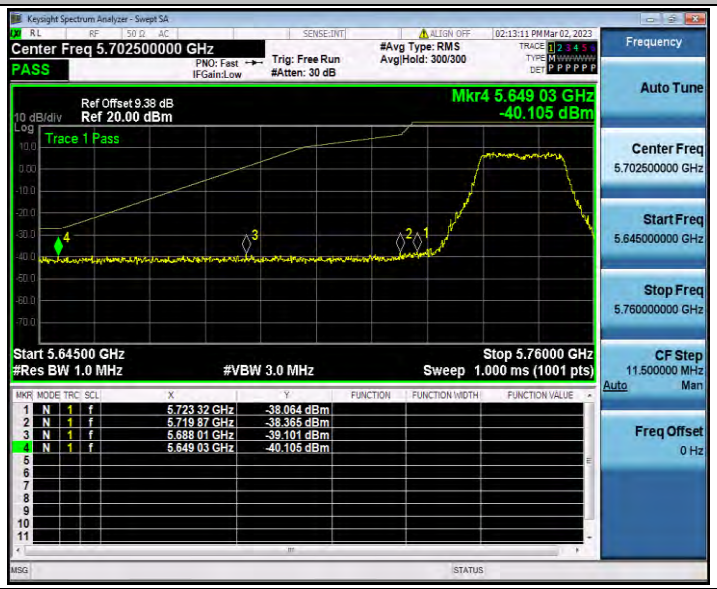

11AC20SISO_Ant1_High_5825

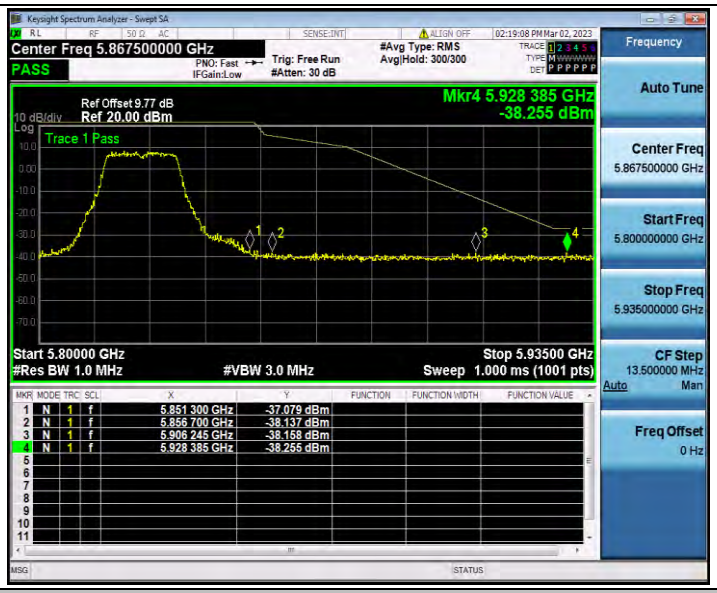

11AC40SISO_Ant1_Low_5755

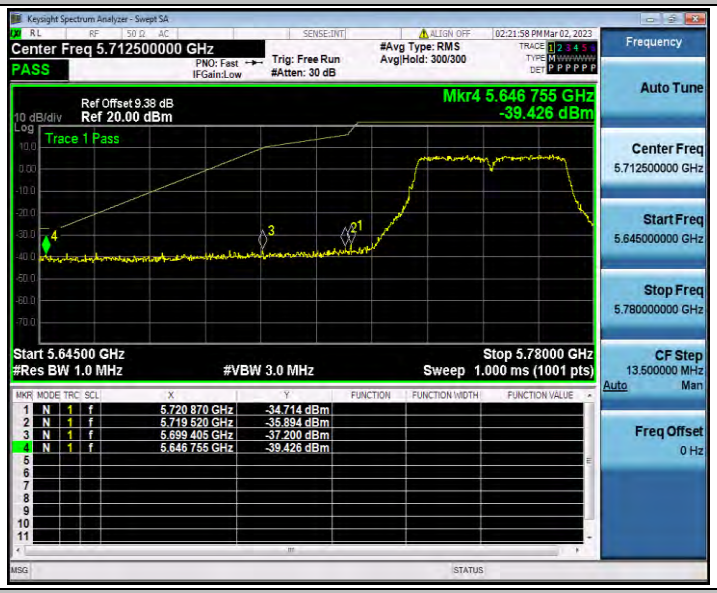

11AC40SISO_Ant1_High_5795

11AC80SISO_Ant1_Low_5775

11AC80SISO_Ant1_High_5775

11AX20SISO_Ant1_Low_5745

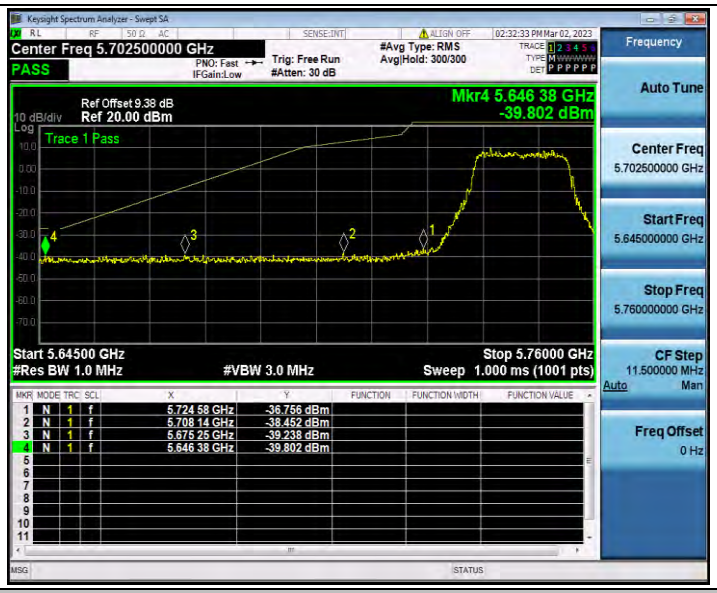

11AX20SISO_Ant1_High_5825

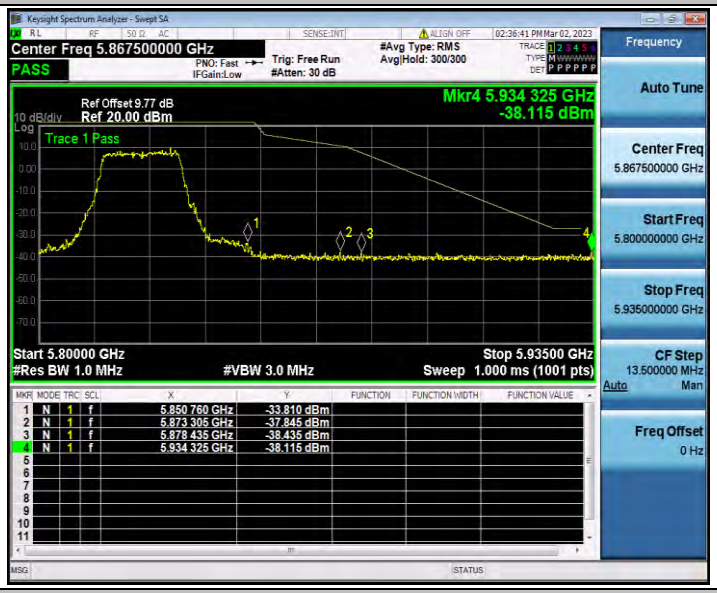

11AX40SISO_Ant1_Low_5755

11AX40SISO_Ant1_High_5795

11AX80SISO_Ant1_Low_5775

11AX80SISO_Ant1_High_5775

Keysight Spectrum Analyzer - Swept SA
Center Freq 5.842500000 GHz
PASS
PNO: Fast
IFGain:Low
Trig: Free Run
#Atten: 30 dB
#Avg Type: RMS
Avg|Hold: 300/300
02:55:56 PM Mar 02, 2023
Ref Offset 9.38 dB
10 dB/div
Ref 20.00 dBm
Log
Mkr4 5.935 000 GHz
-38.621 dBm
Trace 1 Pass
Start 5.75000 GHz
#Res BW 1.0 MHz
#VBW 3.0 MHz
Stop 5.93500 GHz
Sweep 1.000 ms (1001 pts)
1 N 1 f 5.853 970 GHz -33.347 dBm
2 N 1 f 5.855 080 GHz -36.826 dBm
3 N 1 f 5.878 945 GHz -37.785 dBm
4 N 1 f 5.935 000 GHz -38.621 dBm
Frequency
Auto Tune
Center Freq
5.842500000 GHz
Start Freq
5.750000000 GHz
Stop Freq
5.935000000 GHz
CF Step
18.500000 MHz
Auto
Man
Freq Offset
0 Hz

Appendix E.7: Conducted Spurious Emission

Test Result

TestMode	Antenna	Frequency[MHz]	FreqRange [MHz]	Max. Fre [MHz]	Max. Level [dBm]	Limit [dBm]	Verdict
11A	Ant1	5745	30~5650	5466.79	-40.67	≤-27	PASS
			5925~40000	25252.88	-32.58	≤-27	PASS
		5785	30~5650	3503.72	-40.51	≤-27	PASS
			5925~40000	25599.22	-31.65	≤-27	PASS
		5825	30~5650	2659.6	-40.27	≤-27	PASS
			5925~40000	26034.77	-32.12	≤-27	PASS
11N20SISO	Ant1	5745	30~5650	5425.2	-40.85	≤-27	PASS
			5925~40000	23501.55	-32.98	≤-27	PASS
		5785	30~5650	4931.39	-40.74	≤-27	PASS
			5925~40000	24261.66	-31.69	≤-27	PASS
		5825	30~5650	4935.32	-40.69	≤-27	PASS
			5925~40000	26932.56	-31.88	≤-27	PASS
11N40SISO	Ant1	5755	30~5650	5528.05	-40.79	≤-27	PASS
			5925~40000	24251.12	-32.69	≤-27	PASS
		5795	30~5650	5334.53	-40.59	≤-27	PASS
			5925~40000	23455.89	-32.76	≤-27	PASS
11AC20SISO	Ant1	5745	30~5650	5074.7	-40.39	≤-27	PASS
			5925~40000	26099.4	-32.45	≤-27	PASS
		5785	30~5650	5489.46	-40.16	≤-27	PASS
			5925~40000	26074.81	-31.87	≤-27	PASS
		5825	30~5650	5426.32	-40.61	≤-27	PASS
			5925~40000	26027.04	-31.77	≤-27	PASS
11AC40SISO	Ant1	5755	30~5650	2656.79	-40.39	≤-27	PASS
			5925~40000	25273.26	-32.63	≤-27	PASS
		5795	30~5650	2770.31	-40.39	≤-27	PASS
			5925~40000	26828.59	-32.13	≤-27	PASS
11AC80SISO	Ant1	5775	30~5650	5624.15	-40.64	≤-27	PASS
			5925~40000	26866.53	-32.68	≤-27	PASS
11AX20SISO	Ant1	5745	30~5650	5434.38	-40.52	≤-27	PASS
			5925~40000	24279.22	-32.86	≤-27	PASS
		5785	30~5650	5431.19	-39.07	≤-27	PASS
			5925~40000	25248.67	-32.54	≤-27	PASS
		5825	30~5650	5419.77	-39.92	≤-27	PASS
			5925~40000	25130.65	-32.58	≤-27	PASS
11AX40SISO	Ant1	5755	30~5650	4970.54	-40.77	≤-27	PASS
			5925~40000	23493.12	-32.94	≤-27	PASS

		5795	30~5650	5460.23	-40.64	≤-27	PASS
			5925~40000	24213.89	-31.28	≤-27	PASS
11AX80SISO	Ant1	5775	30~5650	5612.53	-39.65	≤-27	PASS
			5925~40000	24913.58	-32.4	≤-27	PASS

Test Graphs

11A_Ant1_5745_30~5650

11A_Ant1_5745_5925~40000

11A_Ant1_5785_30~5650

11A_Ant1_5785_5925~40000

11A_Ant1_5825_30~5650

11A_Ant1_5825_5925~40000

11N20SISO_Ant1_5745_30~5650

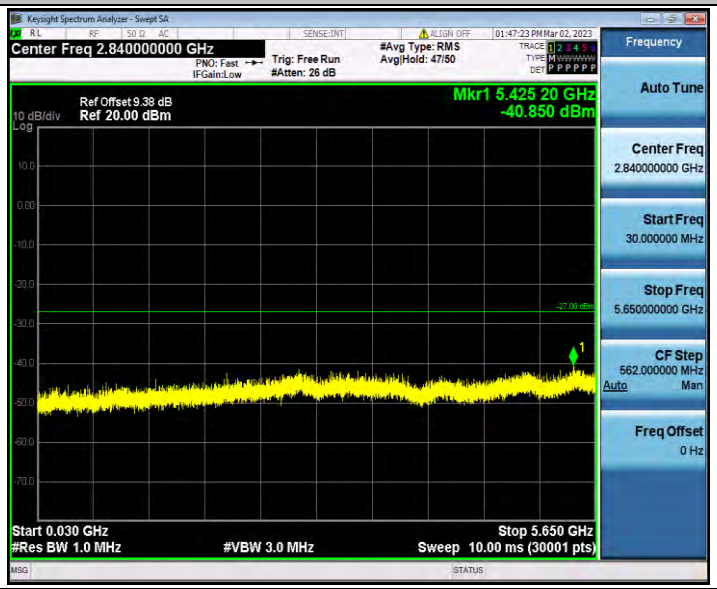

11N20SISO_Ant1_5745_5925~40000

11N20SISO_Ant1_5785_30~5650

11N20SISO_Ant1_5785_5925~40000

11N20SISO_Ant1_5825_30~5650

11N20SISO_Ant1_5825_5925~40000

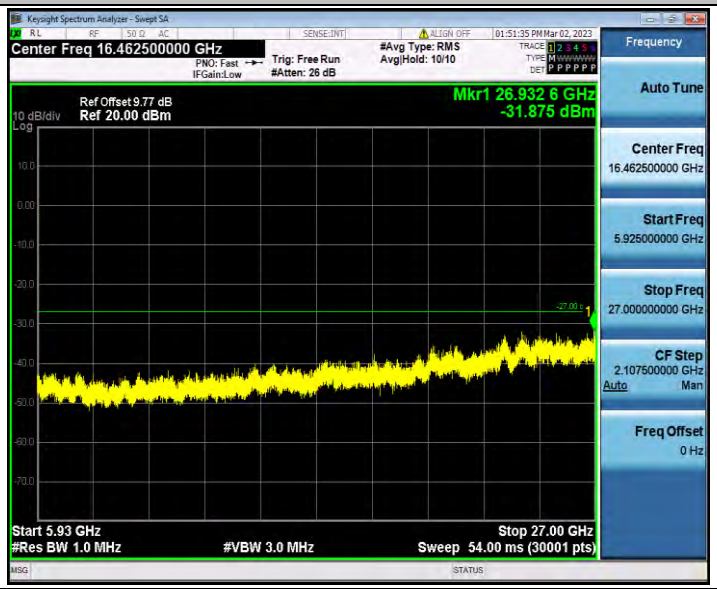

11N40SISO_Ant1_5755_30~5650

11N40SISO_Ant1_5755_5925~40000

11N40SISO_Ant1_5795_30~5650

11N40SISO_Ant1_5795_5925~40000

11AC20SISO_Ant1_5745_30~5650

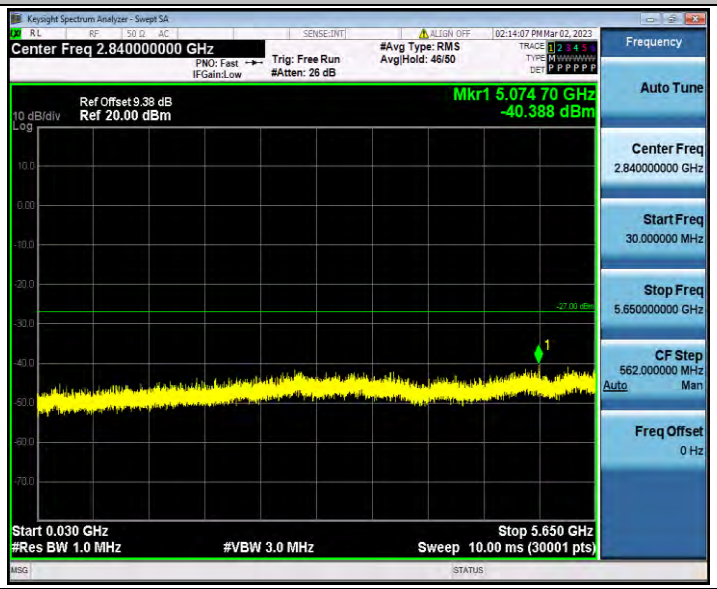

11AC20SISO_Ant1_5745_5925~40000

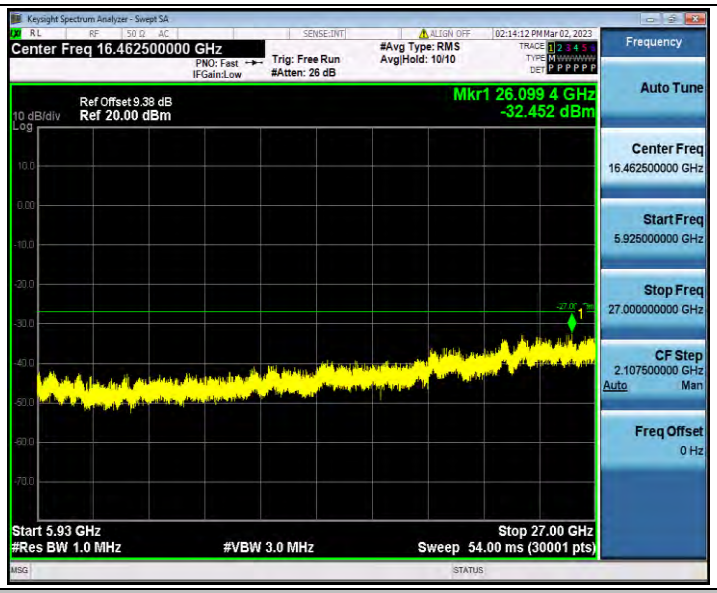

11AC20SISO_Ant1_5785_30~5650

11AC20SISO_Ant1_5785_5925~40000

11AC20SISO_Ant1_5825_30~5650

11AC20SISO_Ant1_5825_5925~40000

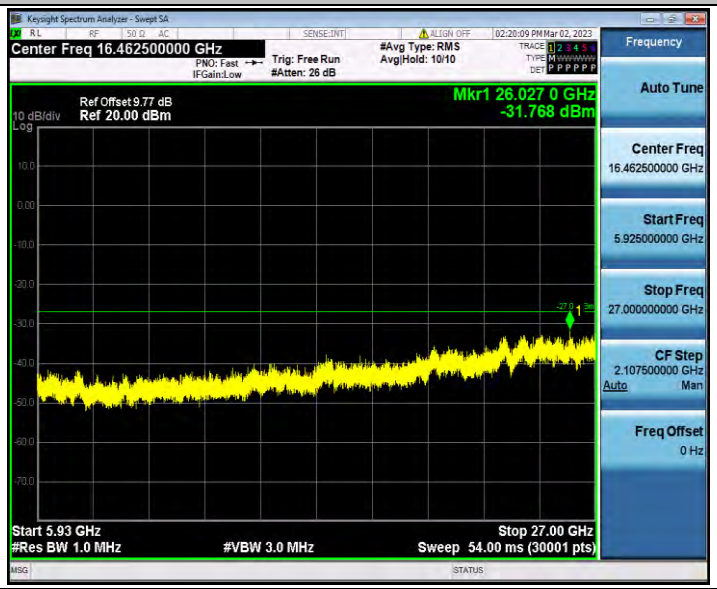

11AC40SISO_Ant1_5755_30~5650

11AC40SISO_Ant1_5755_5925~40000

11AC40SISO_Ant1_5795_30~5650

11AC40SISO_Ant1_5795_5925~40000

11AC80SISO_Ant1_5775_30~5650

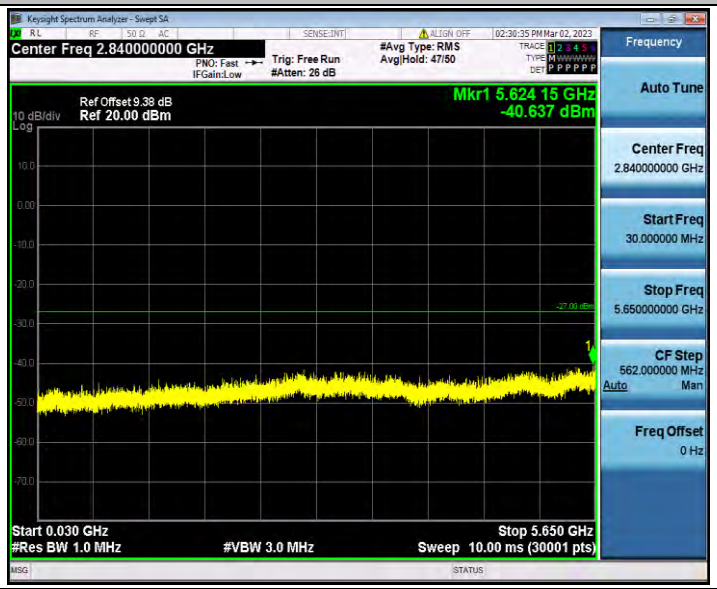

11AC80SISO_Ant1_5775_5925~40000

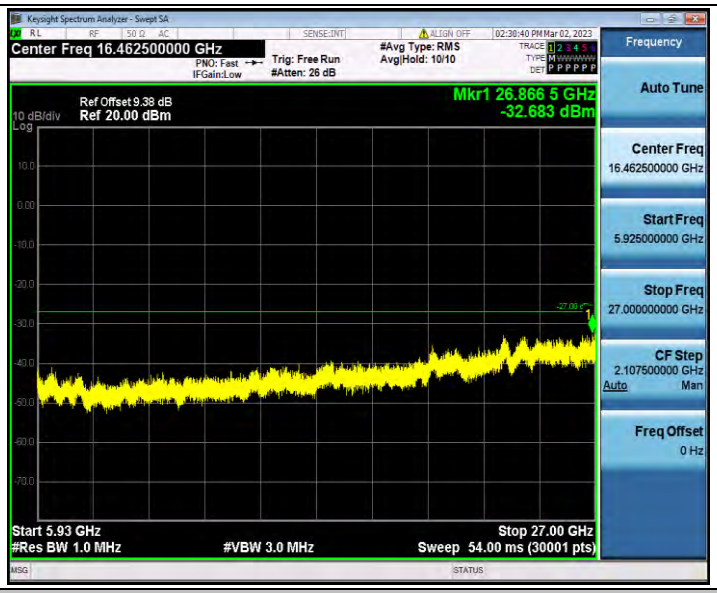

11AX20SISO_Ant1_5745_30~5650

11AX20SISO_Ant1_5745_5925~40000

11AX20SISO_Ant1_5785_30~5650

11AX20SISO_Ant1_5785_5925~40000

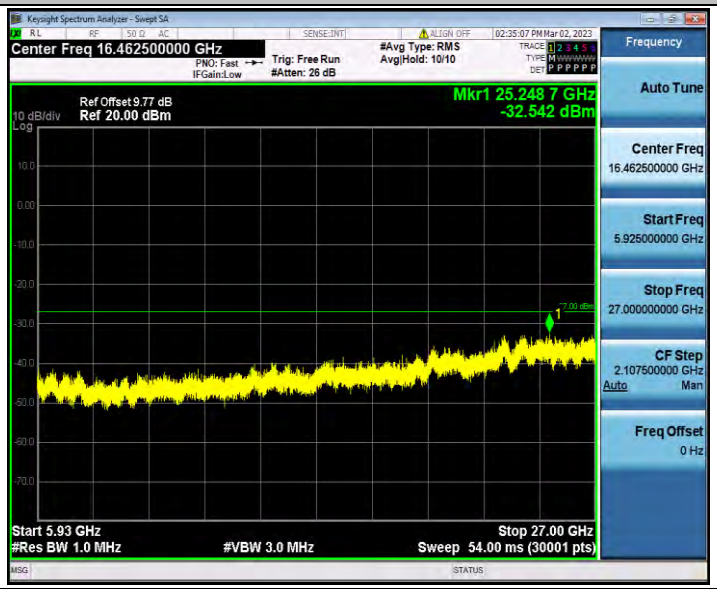

11AX20SISO_Ant1_5825_30~5650

11AX20SISO_Ant1_5825_5925~40000

11AX40SISO_Ant1_5755_30~5650

11AX40SISO_Ant1_5755_5925~40000

11AX40SISO_Ant1_5795_30~5650

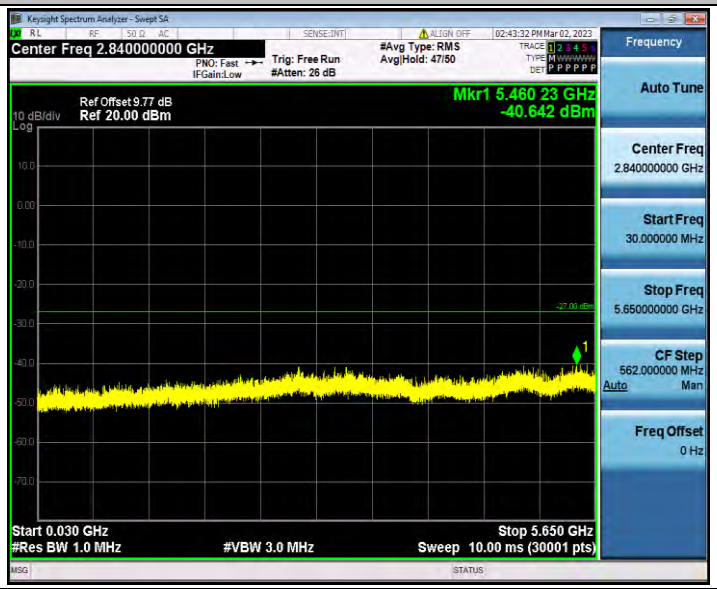

11AX40SISO_Ant1_5795_5925~40000

11AX80SISO_Ant1_5775_30~5650

11AX80SISO_Ant1_5775_5925~40000