Appendix E.4: Maximum conducted output power

Test Result Channel Power

Test Mode	Antenna	Frequency[MHz]	Channel Powert [dBm]	Duty Cycle [%]	DC Factor [dBm]	Result [dBm]	Limit [dBm]	Verdict
11A	Ant2	5745	9.43	78.95	1.03	10.46	≤30.00	PASS
		5785	10.42	73.68	1.33	11.75	≤30.00	PASS
		5825	11.15	78.95	1.03	12.18	≤30.00	PASS
11N20SISO	Ant2	5745	9.54	77.27	1.12	10.66	≤30.00	PASS
		5785	10.58	78.26	1.06	11.64	≤30.00	PASS
		5825	11.20	77.27	1.12	12.32	≤30.00	PASS
11N40SISO	Ant2	5755	11.21	78.26	1.06	12.27	≤30.00	PASS
		5795	12.46	81.82	0.87	13.33	≤30.00	PASS
11AC20SISO	Ant2	5745	10.59	98.75	0.05	10.64	≤30.00	PASS
		5785	11.39	98.75	0.05	11.44	≤30.00	PASS
		5825	12.44	98.75	0.05	12.49	≤30.00	PASS
11AC40SISO	Ant2	5755	12.14	98.75	0.05	12.19	≤30.00	PASS
		5795	13.44	99.00	0.04	13.48	≤30.00	PASS
11AC80SISO	Ant2	5775	11.79	99.00	0.04	11.83	≤30.00	PASS
11AX20SISO	Ant2	5745	10.24	98.75	0.05	10.29	≤30.00	PASS
		5785	11.26	98.75	0.05	11.31	≤30.00	PASS
		5825	12.16	98.75	0.05	12.21	≤30.00	PASS
11AX40SISO	Ant2	5755	10.82	98.75	0.05	10.87	≤30.00	PASS
		5795	11.99	98.75	0.05	12.04	≤30.00	PASS
11AX80SISO	Ant2	5775	11.45	99.00	0.04	11.49	≤30.00	PASS

Note：The Duty Cycle Factor is compensated in the graph.

Appendix E.5: Maximum power spectral density

Test Result

TestMode	Antenna	Frequency[MHz]	Result [dBm/MHz]	Limit[dBm/MHz]	Verdict
11A	Ant2	5745	-3.3	≤30.00	PASS
		5785	-2.03	≤30.00	PASS
		5825	-1.55	≤30.00	PASS
11N20SISO	Ant2	5745	-3.34	≤30.00	PASS
		5785	-2.27	≤30.00	PASS
		5825	-1.18	≤30.00	PASS
11N40SISO	Ant2	5755	-4.62	≤30.00	PASS
		5795	-3.43	≤30.00	PASS
11AC20SISO	Ant2	5745	-4.36	≤30.00	PASS
		5785	-3.3	≤30.00	PASS
		5825	-2.41	≤30.00	PASS
11AC40SISO	Ant2	5755	-5.57	≤30.00	PASS
		5795	-4.23	≤30.00	PASS
11AC80SISO	Ant2	5775	-8.37	≤30.00	PASS
11AX20SISO	Ant2	5745	-4.86	≤30.00	PASS
		5785	-3.95	≤30.00	PASS
		5825	-2.95	≤30.00	PASS
11AX40SISO	Ant2	5755	-7.25	≤30.00	PASS
		5795	-6.02	≤30.00	PASS
11AX80SISO	Ant2	5775	-8.93	≤30.00	PASS

Note：1.The Result and Limit Unit is dBm/500 kHz in the band 5.725–5.85 GHz.
2.The Duty Cycle Factor and RBW Factor is compensated in the graph.

Test Graphs

11A_Ant2_5745

11A_Ant2_5785

11A_Ant2_5825

11N20SISO_Ant2_5745

11N20SISO_Ant2_5785

11N20SISO_Ant2_5825

11N40SISO_Ant2_5755

11N40SISO_Ant2_5795

11AC20SISO_Ant2_5745

11AC20SISO_Ant2_5785

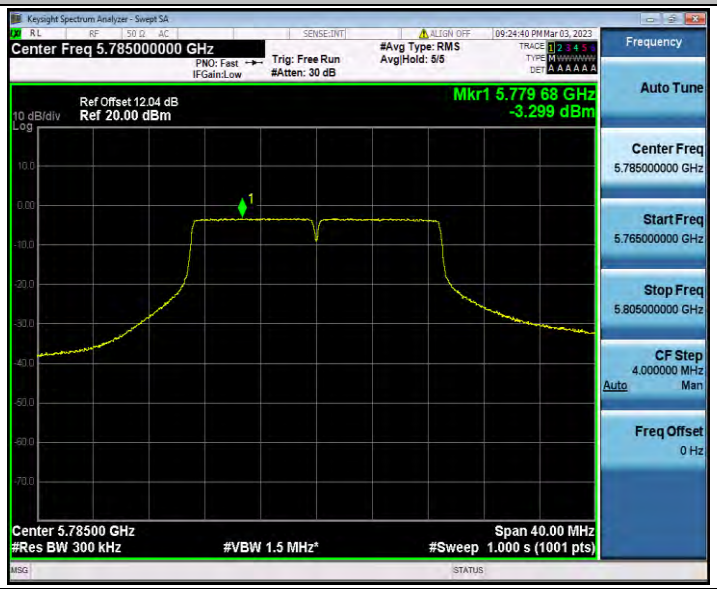

11AC20SISO_Ant2_5825

11AC40SISO_Ant2_5755

11AC40SISO_Ant2_5795

11AC80SISO_Ant2_5775

11AX20SISO_Ant2_5745

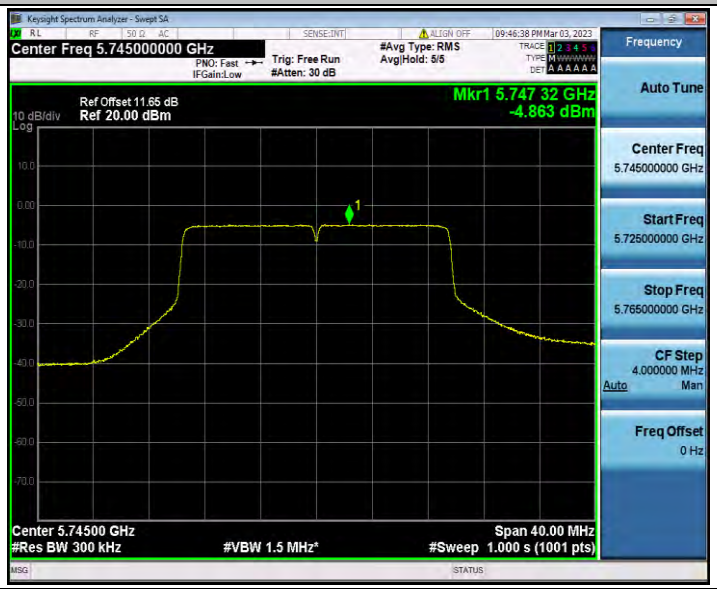

11AX20SISO_Ant2_5785

11AX20SISO_Ant2_5825

11AX40SISO_Ant2_5755

11AX40SISO_Ant2_5795

11AX80SISO_Ant2_5775

Appendix E.6: Band edge measurements

Test Result B4

TestMode	Antenna	ChName	Frequency[MHz]	FreqRange [MHz]	Result [dBm]	Limit [dBm]	Verdict
11A	Ant2	Low	5745	5650~5700	-35.05	≤9.30	PASS
				5700~5720	-25.72	≤15.05	PASS
				5720~5725	-25.8	≤22.37	PASS
				5760~5650	-39.83	≤-27	PASS
		High	5825	5850~5855	-27.34	≤16.10	PASS
				5855~5875	-28.04	≤10.44	PASS
				5875~5925	-33.84	≤-25.56	PASS
				5925~5935	-38.97	≤-27	PASS
11N20SISO	Ant2	Low	5745	5650~5700	-33.78	≤8.53	PASS
				5700~5720	-25.91	≤14.82	PASS
				5720~5725	-26.6	≤26.04	PASS
				5760~5650	-40.11	≤-27	PASS
		High	5825	5850~5855	-24.98	≤16.41	PASS
				5855~5875	-28.89	≤11.53	PASS
				5875~5925	-32.13	≤-26.76	PASS
				5925~5935	-38.79	≤-27	PASS
11N40SISO	Ant2	Low	5755	5650~5700	-25.15	≤7.46	PASS
				5700~5720	-13.88	≤15.39	PASS
				5720~5725	-13.65	≤25.89	PASS
				5780~5650	-29.55	≤-27	PASS
		High	5795	5850~5855	-23.05	≤22.43	PASS
				5855~5875	-24.72	≤10.78	PASS
				5875~5925	-28.32	≤-13.49	PASS
				5925~5935	-36.02	≤-27	PASS
11AC20SISO	Ant2	Low	5745	5650~5700	-33.65	≤9.64	PASS
				5700~5720	-25.27	≤14.95	PASS
				5720~5725	-27.02	≤16.34	PASS
				5760~5650	-39.62	≤-27	PASS
		High	5825	5850~5855	-26.63	≤17.33	PASS
				5855~5875	-27.64	≤11.16	PASS
				5875~5925	-33.04	≤-26.76	PASS
				5925~5935	-38.3	≤-27	PASS
11AC40SISO	Ant2	Low	5755	5650~5700	-25.16	≤8.96	PASS
				5700~5720	-13.39	≤15.24	PASS
				5720~5725	-13.37	≤17.58	PASS
				5780~5650	-28.54	≤-27	PASS

		High	5795	5850~5855	-23.34	≤21.68	PASS
				5855~5875	-24.06	≤10.46	PASS
				5875~5925	-29.31	≤-21.31	PASS
				5925~5935	-35.98	≤-27	PASS
11AC80SISO	Ant2	Low	5775	5650~5700	-22.89	≤5.32	PASS
				5700~5720	-17.91	≤13.39	PASS
				5720~5725	-18.68	≤16.00	PASS
				5800~5650	-29.97	≤-27	PASS
		High	5775	5850~5855	-23.33	≤18.32	PASS
				5855~5875	-23.93	≤10.70	PASS
				5875~5925	-28.8	≤-23.53	PASS
				5925~5935	-34.73	≤-27	PASS
11AX20SISO	Ant2	Low	5745	5650~5700	-34.68	≤4.53	PASS
				5700~5720	-26.46	≤13.18	PASS
				5720~5725	-25.89	≤20.27	PASS
				5760~5650	-40.48	≤-27	PASS
		High	5825	5850~5855	-26.4	≤16.72	PASS
				5855~5875	-28.64	≤10.10	PASS
				5875~5925	-31.92	≤-24.86	PASS
				5925~5935	-38.75	≤-27	PASS
11AX40SISO	Ant2	Low	5755	5650~5700	-27.75	≤8.76	PASS
				5700~5720	-21.49	≤15.31	PASS
				5720~5725	-23.3	≤24.97	PASS
				5780~5650	-32.96	≤-27	PASS
		High	5795	5850~5855	-26.91	≤16.41	PASS
				5855~5875	-27.62	≤10.13	PASS
				5875~5925	-29.59	≤-23.75	PASS
				5925~5935	-37.82	≤-27	PASS
11AX80SISO	Ant2	Low	5775	5650~5700	-24.97	≤9.90	PASS
				5700~5720	-24.19	≤14.43	PASS
				5720~5725	-22.43	≤22.71	PASS
				5800~5650	-29.89	≤-27	PASS
		High	5775	5850~5855	-23.73	≤17.48	PASS
				5855~5875	-25.26	≤10.23	PASS
				5875~5925	-28.2	≤-24.77	PASS
				5925~5935	-33.94	≤-27	PASS

Test Graphs B4

11A_Ant2_Low_5745

11A_Ant2_High_5825

11N20SISO_Ant2_Low_5745

11N20SISO_Ant2_High_5825

11N40SISO_Ant2_Low_5755

11N40SISO_Ant2_High_5795

11AC20SISO_Ant2_Low_5745

11AC20SISO_Ant2_High_5825

11AC40SISO_Ant2_Low_5755

11AC40SISO_Ant2_High_5795

11AC80SISO_Ant2_Low_5775

11AC80SISO_Ant2_High_5775

11AX20SISO_Ant2_Low_5745

11AX20SISO_Ant2_High_5825

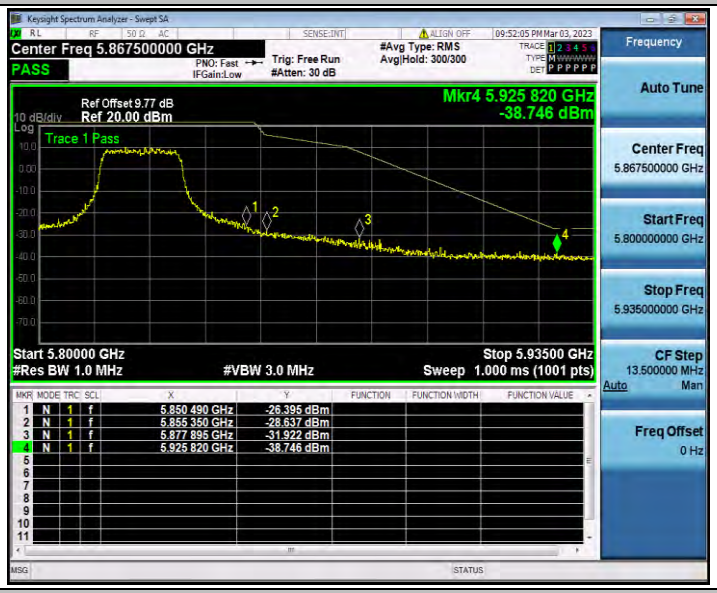

11AX40SISO_Ant2_Low_5755

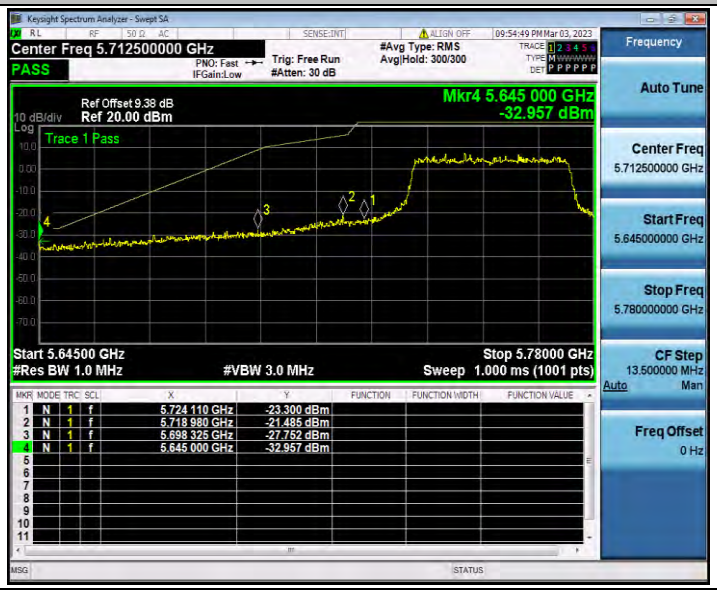

11AX40SISO_Ant2_High_5795

11AX80SISO_Ant2_Low_5775

11AX80SISO_Ant2_High_5775

Keysight Spectrum Analyzer - Swept SA
Center Freq 5.842500000 GHz
PASS
PNO: Fast
IFGain:Low
Trig: Free Run
#Atten: 30 dB
#Avg Type: RMS
Avg|Hold: 300/300
10:03:52 PM Mar 03, 2023
Ref Offset 9.38 dB
10 dB/div
Ref 20.00 dBm
Log
Mkr4 5.928 340 GHz
-33.938 dBm
Trace 1 Pass
Start 5.75000 GHz
#Res BW 1.0 MHz
#VBW 3.0 MHz
Stop 5.93500 GHz
Sweep 1.000 ms (1001 pts)
1 N 1 f 5.850 825 GHz -23.731 dBm
2 N 1 f 5.855 820 GHz -25.257 dBm
3 N 1 f 5.878 020 GHz -28.195 dBm
4 N 1 f 5.928 340 GHz -33.938 dBm
Frequency
Auto Tune
Center Freq
5.842500000 GHz
Start Freq
5.750000000 GHz
Stop Freq
5.935000000 GHz
CF Step
18.500000 MHz
Auto
Man
Freq Offset
0 Hz

Appendix E.7: Conducted Spurious Emission

Test Result

TestMode	Antenna	Frequency[MHz]	FreqRange [MHz]	Max. Fre [MHz]	Max. Level [dBm]	Limit [dBm]	Verdict
11A	Ant2	5745	30~5650	5473.91	-40.72	≤-27	PASS
			5925~40000	26040.39	-32.9	≤-27	PASS
		5785	30~5650	3208.11	-40.48	≤-27	PASS
			5925~40000	24239.88	-32.06	≤-27	PASS
		5825	30~5650	3159.78	-40.6	≤-27	PASS
			5925~40000	24261.66	-31.79	≤-27	PASS
11N20SISO	Ant2	5745	30~5650	5436.63	-40.09	≤-27	PASS
			5925~40000	24817.33	-32.81	≤-27	PASS
		5785	30~5650	5407.4	-40.77	≤-27	PASS
			5925~40000	23538.78	-32.22	≤-27	PASS
		5825	30~5650	2686.95	-40.17	≤-27	PASS
			5925~40000	24187.19	-32.05	≤-27	PASS
11N40SISO	Ant2	5755	30~5650	5644.01	-34.42	≤-27	PASS
			5925~40000	24921.3	-32.09	≤-27	PASS
		5795	30~5650	5647.56	-38.41	≤-27	PASS
			5925~40000	24795.56	-32.27	≤-27	PASS
11AC20SISO	Ant2	5745	30~5650	5461.92	-40.44	≤-27	PASS
			5925~40000	24256.04	-32.67	≤-27	PASS
		5785	30~5650	5512.5	-40.05	≤-27	PASS
			5925~40000	24772.37	-32.06	≤-27	PASS
		5825	30~5650	5502.76	-40.84	≤-27	PASS
			5925~40000	26998.6	-32.58	≤-27	PASS
11AC40SISO	Ant2	5755	30~5650	5650	-33.65	≤-27	PASS
			5925~40000	24744.98	-32.56	≤-27	PASS
		5795	30~5650	5641.2	-37.65	≤-27	PASS
			5925~40000	24369.14	-32.26	≤-27	PASS
11AC80SISO	Ant2	5775	30~5650	5645.69	-31.7	≤-27	PASS
			5925~40000	23538.08	-32.33	≤-27	PASS
11AX20SISO	Ant2	5745	30~5650	5401.78	-40.81	≤-27	PASS
			5925~40000	25586.57	-32.86	≤-27	PASS
		5785	30~5650	5466.23	-40.11	≤-27	PASS
			5925~40000	26506.14	-32.23	≤-27	PASS
		5825	30~5650	5508.94	-40.38	≤-27	PASS
			5925~40000	24272.9	-30.35	≤-27	PASS
11AX40SISO	Ant2	5755	30~5650	5645.32	-37.25	≤-27	PASS
			5925~40000	24754.11	-32.7	≤-27	PASS

		5795	30~5650	2639.74	-40.77	≤-27	PASS
			5925~40000	24365.63	-33.09	≤-27	PASS
11AX80SISO	Ant2	5775	30~5650	5649.63	-31.42	≤-27	PASS
			5925~40000	24327.69	-32.35	≤-27	PASS

Test Graphs

11A_Ant2_5745_30~5650

11A_Ant2_5745_5925~40000

11A_Ant2_5785_30~5650

11A_Ant2_5785_5925~40000

11A_Ant2_5825_30~5650

11A_Ant2_5825_5925~40000

11N20SISO_Ant2_5745_30~5650

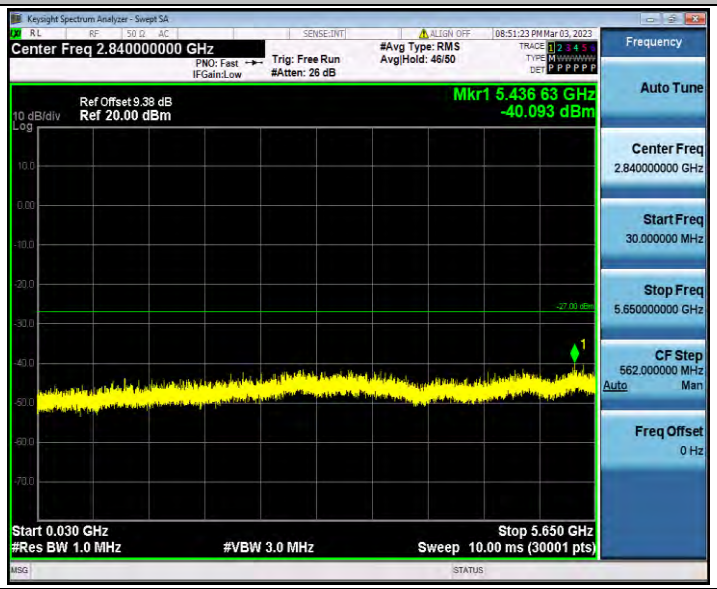

11N20SISO_Ant2_5745_5925~40000

11N20SISO_Ant2_5785_30~5650

11N20SISO_Ant2_5785_5925~40000

11N20SISO_Ant2_5825_30~5650

11N20SISO_Ant2_5825_5925~40000

11N40SISO_Ant2_5755_30~5650

11N40SISO_Ant2_5755_5925~40000

11N40SISO_Ant2_5795_30~5650

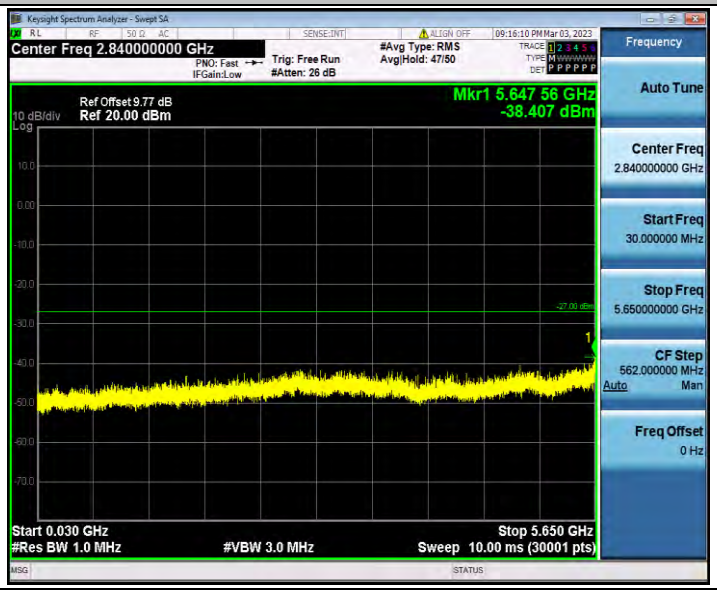

11N40SISO_Ant2_5795_5925~40000

11AC20SISO_Ant2_5745_30~5650

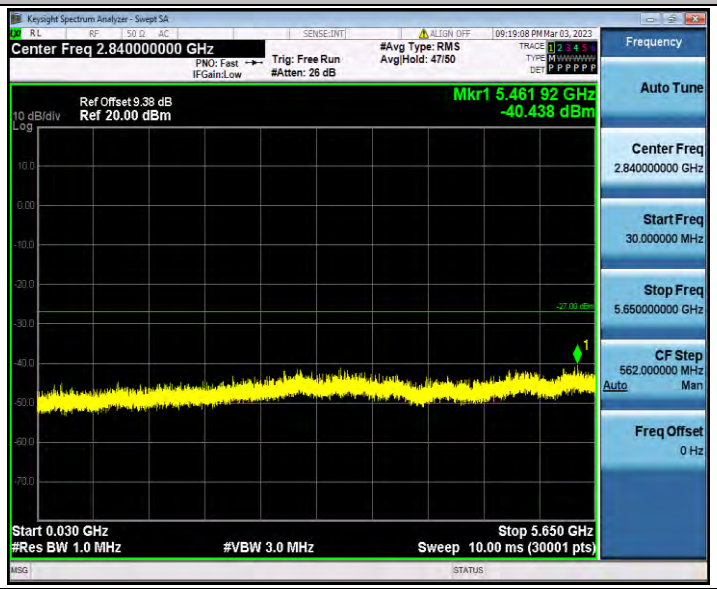

11AC20SISO_Ant2_5745_5925~40000

11AC20SISO_Ant2_5785_30~5650

11AC20SISO_Ant2_5785_5925~40000

11AC20SISO_Ant2_5825_30~5650

11AC20SISO_Ant2_5825_5925~40000

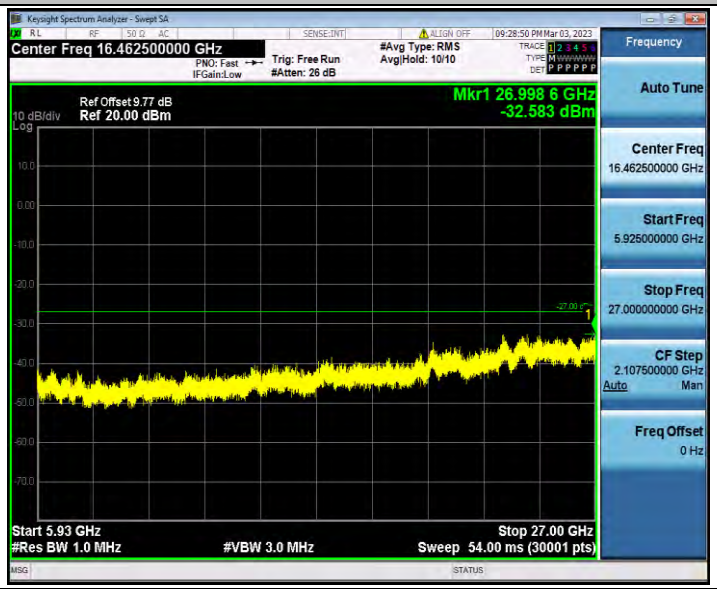

11AC40SISO_Ant2_5755_30~5650

11AC40SISO_Ant2_5755_5925~40000

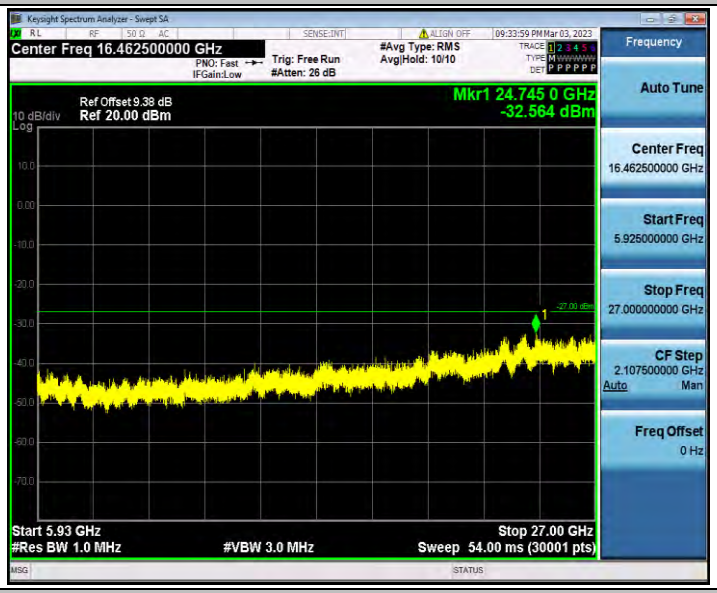

11AC40SISO_Ant2_5795_30~5650

11AC40SISO_Ant2_5795_5925~40000

11AC80SISO_Ant2_5775_30~5650

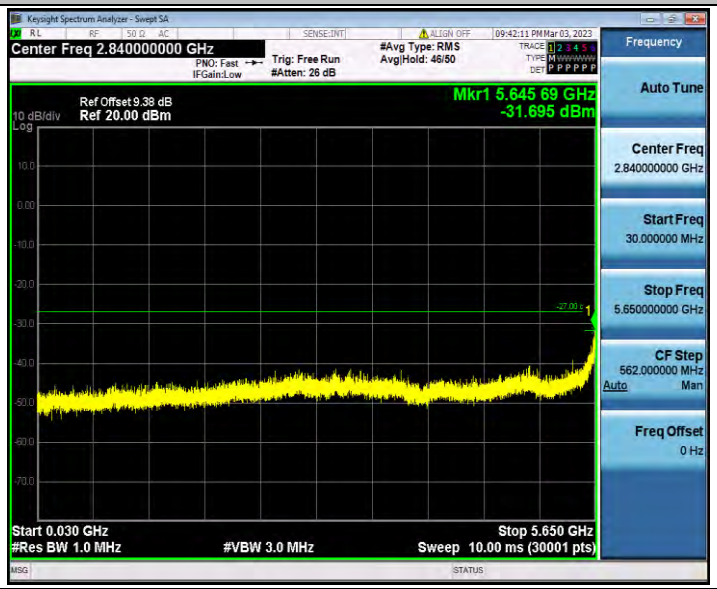

11AC80SISO_Ant2_5775_5925~40000

11AX20SISO_Ant2_5745_30~5650

11AX20SISO_Ant2_5745_5925~40000

11AX20SISO_Ant2_5785_30~5650

11AX20SISO_Ant2_5785_5925~40000

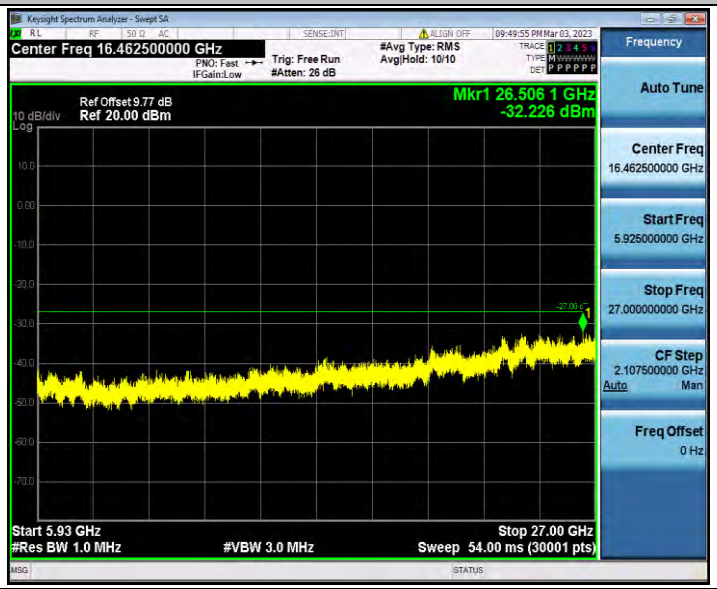

11AX20SISO_Ant2_5825_30~5650

11AX20SISO_Ant2_5825_5925~40000

11AX40SISO_Ant2_5755_30~5650

11AX40SISO_Ant2_5755_5925~40000

11AX40SISO_Ant2_5795_30~5650

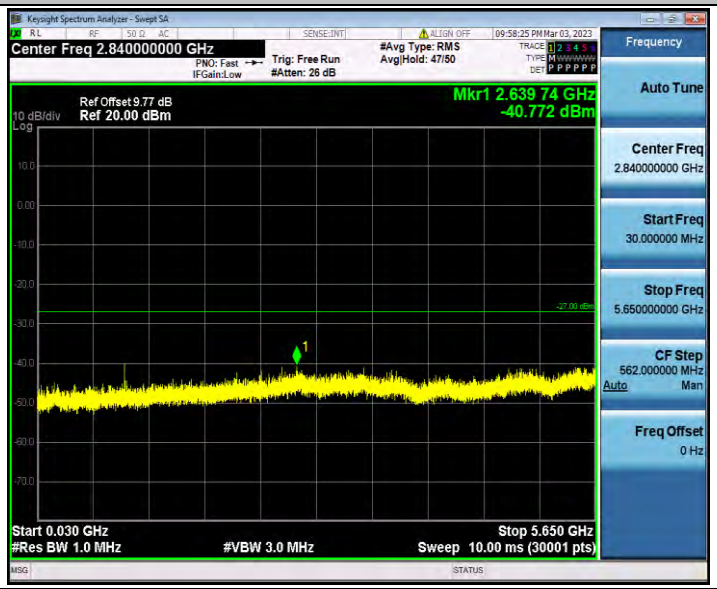

11AX40SISO_Ant2_5795_5925~40000

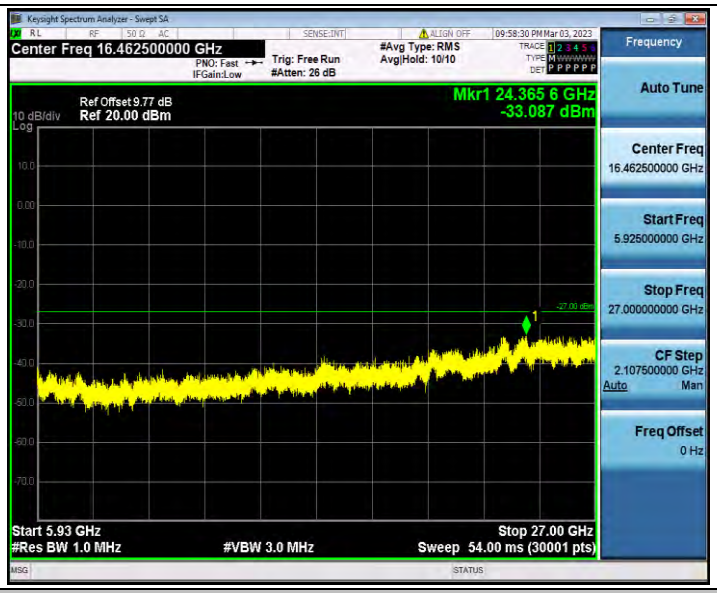

11AX80SISO_Ant2_5775_30~5650
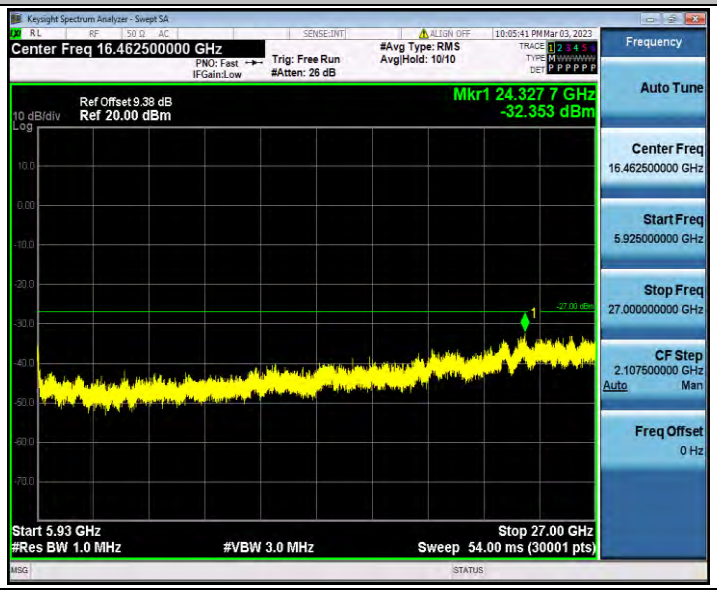
11AX80SISO_Ant2_5775_5925~40000