Testing Laboratory 3787

RADIO TEST REPORT

FCC ID	:	2BAKF-QN-I-270
Equipment	:	Dual Band Wifi 6 Indoor access point (802.11 ax 2X2)
Brand Name	:	Qunatum Networks
Model Name	:	QN-I-270
Applicant	:	Zen Exim Pvt. Ltd. 2nd Floor, Shakti 404, Opp. New Gurudwara, Bodakdev, Ahmedabad Gujarat 380054, India
Manufacturer	:	Zen Exim Pvt. Ltd. 2nd Floor, Shakti 404, Opp. New Gurudwara, Bodakdev, Ahmedabad Gujarat 380054, India
Standard	:	47 CFR FCC Part 15.247

The product was received on Nov. 10, 2020, and testing was started from Nov. 14, 2020 and completed on Mar. 18, 2021. We, Sporton International Inc. Hsinchu Laboratory, would like to declare that the tested sample has been evaluated in accordance with the procedures given in ANSI C63.10-2013 and shown compliance with the applicable technical standards.

The test results in this report apply exclusively to the tested model / sample. Without written approval of Sporton International Inc. Hsinchu Laboratory, the test report shall not be reproduced except in full.

Approved by: Sam Chen

Sporton International Inc. Hsinchu Laboratory
No.8, Ln. 724, Bo'ai St., Zhubei City, Hsinchu County 302010, Taiwan (R.O.C.)

Table of Contents

History of this test report **3**

Summary of Test Result **4**

1 General Description **5**

1.1 Information 5
1.2 Applicable Standards 7
1.3 Testing Location Information 8
1.4 Measurement Uncertainty 8

2 Test Configuration of EUT **10**

2.1 Test Channel Mode 10
2.2 The Worst Case Measurement Configuration 12
2.3 EUT Operation during Test 13
2.4 Accessories 14
2.5 Support Equipment 14
2.6 Test Setup Diagram 16

3 Transmitter Test Result **20**

3.1 AC Power-line Conducted Emissions 20
3.2 DTS Bandwidth 22
3.3 Maximum Conducted Output Power 23
3.4 Power Spectral Density 26
3.5 Emissions in Non-restricted Frequency Bands 28
3.6 Emissions in Restricted Frequency Bands 29

4 Test Equipment and Calibration Data **33**

Appendix A. Test Results of AC Power-line Conducted Emissions

Appendix B. Test Results of DTS Bandwidth

Appendix C. Test Results of Maximum Conducted Output Power

Appendix D. Test Results of Power Spectral Density

Appendix E. Test Results of Emissions in Non-restricted Frequency Bands

Appendix F. Test Results of Emissions in Restricted Frequency Bands

Appendix G. Test Results of Radiated Emission Co-location

Appendix H. Test Photos

Photographs of EUT v01

History of this test report

Report No.	Version	Description	Issued Date
FR0O2913-08AA	01	Initial issue of report	May 16, 2023

Summary of Test Result

Report Clause	Ref Std. Clause	Test Items	Result (PASS/FAIL)	Remark
1.1.2	15.203	Antenna Requirement	PASS	-
3.1	15.207	AC Power-line Conducted Emissions	PASS	-
3.2	15.247(a)	DTS Bandwidth	PASS	-
3.3	15.247(b)	Maximum Conducted Output Power	PASS	-
3.4	15.247(e)	Power Spectral Density	PASS	-
3.5	15.247(d)	Emissions in Non-restricted Frequency Bands	PASS	-
3.6	15.247(d)	Emissions in Restricted Frequency Bands	PASS	-
Reference to Sporton Project No.: 0O2913, 0O2913-02				

Conformity Assessment Condition:

1. The test results (PASS/FAIL) with all measurement uncertainty excluded are presented against the regulation limits or in accordance with the requirements stipulated by the applicant/manufacturer who shall bear all the risks of non-compliance that may potentially occur if measurement uncertainty is taken into account.
2. The measurement uncertainty please refer to each test result in the chapter "Measurement Uncertainty".

Disclaimer:

1. The product specifications of the EUT presented in the test report that may affect the test assessments are declared by the manufacturer who shall take full responsibility for the authenticity.
2. The test configuration, test mode and test software were written in this test report are declared by the manufacturer.

Reviewed by: Sam Chen
Report Producer: Viola Huang

1 General Description

1.1 Information

1.1.1 RF General Information

Frequency Range (MHz)	IEEE Std. 802.11	Ch. Frequency (MHz)	Channel Number
2400-2483.5	b, g, n (HT20), VHT20, ax (HEW20)	2412-2462	1-11 [11]
2400-2483.5	n (HT40), VHT40, ax (HEW40)	2422-2452	3-9 [7]

Band	Mode	BWch (MHz)	Nant
2.4-2.4835GHz	802.11b	20	2TX
2.4-2.4835GHz	802.11g	20	2TX
2.4-2.4835GHz	802.11n HT20	20	2TX
2.4-2.4835GHz	802.11n HT20-BF	20	2TX
2.4-2.4835GHz	VHT20	20	2TX
2.4-2.4835GHz	VHT20-BF	20	2TX
2.4-2.4835GHz	802.11ax HEW20	20	2TX
2.4-2.4835GHz	802.11ax HEW20-BF	20	2TX
2.4-2.4835GHz	802.11n HT40	40	2TX
2.4-2.4835GHz	802.11n HT40-BF	40	2TX
2.4-2.4835GHz	VHT40	40	2TX
2.4-2.4835GHz	VHT40-BF	40	2TX
2.4-2.4835GHz	802.11ax HEW40	40	2TX
2.4-2.4835GHz	802.11ax HEW40-BF	40	2TX

Note:
- 11b mode uses a combination of DSSS-DBPSK, DQPSK, CCK modulation.
- 11g, HT20 and HT40 use a combination of OFDM-BPSK, QPSK, 16QAM, 64QAM modulation.
- VHT20, VHT40 use a combination of OFDM-BPSK, QPSK, 16QAM, 64QAM, 256QAM, 1024QAM modulation.
- HEW20, HEW40 use a combination of OFDMA-BPSK, QPSK, 16QAM, 64QAM, 256QAM, 1024QAM modulation.
- BWch is the nominal channel bandwidth.

1.1.2 Antenna Information

Ant.	Port	Brand	P/N	Antenna Type	Connector	Gain (dBi)		
						2.4GHz	5GHz	Bluetooth
1	1	Angeei	SD2430S01-185G13U1S	PIFA	I-PEX	4.8	5.8	-
2	2	Angeei	SD2430R01-100G13U1S	PIFA	I-PEX	4.8	6.0	-
3	1	Angeei	P242003-T4-55G13U1S	PCB	I-PEX	-	-	4.6

Note1: The above information was declared by manufacturer.

For 2.4GHz Function:

For IEEE 802.11b/g/n/VHT/ax (2TX/2RX):

Port 1 and Port 2 can be used as transmitting/receiving antenna.

Port 1 and Port 2 could transmit/receive simultaneously.

For 5GHz Function:

For IEEE 802.11a/n/ac/ax (2TX/2RX):

Port 1 and Port 2 can be used as transmitting/receiving antenna.

Port 1 and Port 2 could transmit/receive simultaneously.

For Bluetooth Function (1TX/1RX):

Only Port 1 can be used as transmitting/receiving.

Note 2: Directional gain information

Type	Maximum Output Power	Power Spectral Density
Non-BF	Directional gain = Max.gain + array gain. For power measurements on IEEE 802.11 devices Array Gain = 0 dB (i.e., no array gain) for N ANT ≤ 4	$DirectionalGain = 10 \cdot \log\left[\frac{\sum_{j=1}^{N_{sp}}\left\{\sum_{k=1}^{N_{ant}} g_{j,k}\right\}^2}{N_{ANT}}\right]$
BF	$DirectionalGain = 10 \cdot \log\left[\frac{\sum_{j=1}^{N_{sp}}\left\{\sum_{k=1}^{N_{ant}} g_{j,k}\right\}^2}{N_{ANT}}\right]$	$DirectionalGain = 10 \cdot \log\left[\frac{\sum_{j=1}^{N_{sp}}\left\{\sum_{k=1}^{N_{ant}} g_{j,k}\right\}^2}{N_{ANT}}\right]$

Ex.

Directional Gain (NSS1) formula :

$$DirectionalGain = 10 \cdot \log\left[\frac{\sum_{j=1}^{N_{sp}}\left\{\sum_{k=1}^{N_{ant}} g_{j,k}\right\}^2}{N_{ANT}}\right]$$

NSS1(g1,1) = $10^{G1/20}$; NSS1(g1,2)= $10^{G2/20}$

gj,k =$(Nss1(g1,1) + Nss1(g1,2))^2$

DG = 10 log[$(Nss1(g1,1) + Nss1(g1,2))^2$ / N_{ANT}] => 10 log[$(10^{G1/20} + 10^{G2/20})^2$ / N_{ANT}]

Where ;

G1 = Ant 1 Gain ; G2 = Ant 2 Gain

2.4 GHz DG = 7.81 dBi

5 GHz U-NII-1 DG = 8.91 dBi

5 GHz U-NII-2A DG = 8.91 dBi

5 GHz U-NII-2C DG = 8.91 dBi

5 GHz U-NII-3 DG = 8.91 dBi

1.1.3 Mode Test Duty Cycle

Mode	DC	DCF(dB)	T(s)	VBW(Hz) ≥ 1/T
802.11b	0.633	1.99	666.25u	3k
802.11g	0.943	0.25	1.978m	1k
802.11ax HEW20	0.883	0.54	5.448m	300
802.11ax HEW40	0.921	0.36	5.448m	300
802.11ax HEW20-BF	0.92	0.36	1.765m	1k
802.11ax HEW40-BF	0.912	0.4	1.765m	1k

Note:
- DC is Duty Cycle.
- DCF is Duty Cycle Factor.

1.1.4 EUT Operational Condition

EUT Power Type	From Power Adapter or PoE			
Beamforming Function	☒	With beamforming	☐	Without beamforming
	For 802.11n/ax and VHT in 2.4GHz and 802.11n/ac/ax in 5GHz.			
Function	☒	Point-to-multipoint	☐	Point-to-point
Test Software Version	QRCT.exe Version 4.0.00134.0			

Note: The above information was declared by manufacturer.

1.2 Applicable Standards

According to the specifications of the manufacturer, the EUT must comply with the requirements of the following standards:
- 47 CFR FCC Part 15
- ANSI C63.10-2013

The following reference test guidance is not within the scope of accreditation of TAF.
- FCC KDB 558074 D01 v05r02
- FCC KDB 662911 D01 v02r01
- FCC KDB 414788 D01 v01r01

1.3 Testing Location Information

Testing Location Information	
Test Lab.：Sporton International Inc. Hsinchu Laboratory	
Hsinchu (TAF: 3787)	ADD: No.8, Ln. 724, Bo'ai St., Zhubei City, Hsinchu County 302010, Taiwan (R.O.C.) TEL: 886-3-656-9065 FAX: 886-3-656-9085 Test site Designation No. TW3787 with FCC. Conformity Assessment Body Identifier (CABID) TW3787 with ISED.

Test Condition	Test Site No.	Test Engineer	Test Environment (°C / %)	Test Date
RF Conducted	TH02-CB	Brian Sun	24.2-25.2 / 55-58	Nov. 18, 2020~Nov. 19, 2020
Radiated <For Below 1GHz>	03CH05-CB	Cola Fan	20.4~21.4 / 55~57	Mar. 17, 2021
Radiated <Non-beamforming mode>	03CH01-CB	Stim Sun	24.4-25.2 / 56-58	Nov. 14, 2020~Nov. 25, 2020
Radiated <beamforming mode>	03CH06-CB	Stim Sun	24.3-24.9 / 55-57	Nov. 14, 2020~Nov. 25, 2020
Radiated <For Co-location>	03CH05-CB	Stim Sun	24.4-25.2 / 56-58	Nov. 17, 2020
AC Conduction	CO01-CB	Wei Li	24~25 / 57~59	Mar. 18, 2021

1.4 Measurement Uncertainty

ISO/IEC 17025 requires that an estimate of the measurement uncertainties associated with the emissions test results be included in the report. The measurement uncertainties given below are based on a 95% confidence level (based on a coverage factor (k=2)

For RF conducted and radiated above 1GHz tests

Test Items	Uncertainty	Remark
Radiated Emission (1GHz ~ 18GHz)	4.9 dB	Confidence levels of 95%
Radiated Emission (18GHz ~ 40GHz)	4.6 dB	Confidence levels of 95%
Conducted Emission	2.8 dB	Confidence levels of 95%
Output Power Measurement	1.4 dB	Confidence levels of 95%
Power Density Measurement	2.8 dB	Confidence levels of 95%
Bandwidth Measurement	0.39%	Confidence levels of 95%

For others test

Test Items	Uncertainty	Remark
Conducted Emission (150kHz ~ 30MHz)	2.0 dB	Confidence levels of 95%
Radiated Emission (9kHz ~ 30MHz)	3.8 dB	Confidence levels of 95%
Radiated Emission (30MHz ~ 1,000MHz)	5.6 dB	Confidence levels of 95%

2 Test Configuration of EUT

2.1 Test Channel Mode

<Non-beamforming mode>

Mode	Power Setting
802.11b_Nss1,(1Mbps)_2TX	-
2412MHz	25.5
2437MHz	26.5
2462MHz	26
802.11g_Nss1,(6Mbps)_2TX	-
2412MHz	22.5
2417MHz	23.5
2437MHz	26.5
2457MHz	24
2462MHz	22
802.11ax HEW20_Nss1,(MCS0)_2TX	-
2412MHz	22.5
2417MHz	24.5
2437MHz	26.5
2457MHz	23.5
2462MHz	21
802.11ax HEW40_Nss1,(MCS0)_2TX	-
2422MHz	20.5
2437MHz	21
2452MHz	19.5

<beamforming mode>

Mode	Power Setting
802.11ax HEW20-BF_Nss1,(MCS0)_2TX	-
2412MHz	24
2437MHz	26
2457MHz	26
2462MHz	22
802.11ax HEW40-BF_Nss1,(MCS0)_2TX	-
2422MHz	22
2437MHz	24
2447MHz	21
2452MHz	21

Note:

- Evaluated HEW20/HEW40 mode only, due to similar modulation. The power setting of HT20/HT40/VHT20/VHT40 mode are the same or lower than HEW20/HEW40.
- There are two modes of EUT for 802.11n/VHT/ax in 2.4GHz and 802.11n/ac/ax in 5GHz. One is beamforming mode, and the other is non-beamforming mode, after evaluating, beamforming mode has been evaluated to be the worst case, so it was selected to test and record in this test report.

2.2 The Worst Case Measurement Configuration

The Worst Case Mode for Following Conformance Tests	
Tests Item	AC power-line conducted emissions
Condition	AC power-line conducted measurement for line and neutral
Operating Mode	Normal Link
1	AP Router: EUT + Adapter
2	AP Router: EUT + PoE
For operating mode 1 is the worst case and it was record in this test report.	

The Worst Case Mode for Following Conformance Tests	
Tests Item	DTS Bandwidth Maximum Conducted Output Power Power Spectral Density Emissions in Non-restricted Frequency Bands
Test Condition	Conducted measurement at transmit chains

The Worst Case Mode for Following Conformance Tests	
Tests Item	Emissions in Restricted Frequency Bands
Test Condition	Radiated measurement If EUT consist of multiple antenna assembly (multiple antenna are used in EUT regardless of spatial multiplexing MIMO configuration), the radiated test should be performed with highest antenna gain of each antenna type.
Operating Mode < 1GHz	Normal Link
1	AP Router: EUT in Y axis + Adapter
2	AP Router: EUT in Z axis + Adapter
Mode 1 has been evaluated to be the worst case among Mode 1~2, thus measurement for Mode 3 will follow this same test mode.	
3	AP Router: EUT in Y axis + PoE
For operating mode 1 is the worst case and it was record in this test report.	
Operating Mode > 1GHz	CTX
	The EUT was performed at Y axis and Z axis position. The worst case was found at Y axis, thus the measurement will follow this same test configuration.
1	EUT in Y axis

The Worst Case Mode for Following Conformance Tests	
Tests Item	Simultaneous Transmission Analysis - Radiated Emission Co-location
Test Condition	Radiated measurement
Operating Mode	Normal Link
	Y-axis generated the worst result for Emissions in Restricted Frequency Bands (Below 1GHz), thus the measurement will follow this same test configuration.
1	EUT in Y axis_WLAN 2.4GHz + WLAN 5GHz
Refer to Appendix G for Radiated Emission Co-location.	

The Worst Case Mode for Following Conformance Tests	
Tests Item	Simultaneous Transmission Analysis - Co-location RF Exposure Evaluation
Operating Mode	
1	WLAN 2.4GHz + WLAN 5GHz + Bluetooth
Refer to Sporton Test Report No.: FA0O2913-08 for Co-location RF Exposure Evaluation.	

Note1: The console port can not be used by end-user. It is generally used for updating FW by professional installer.

Note2: The PoE below is for measurement only, would not be marketed.
The PoE information as below:

Support Unit	Brand	Model Number
PoE	Cambium Networks	P060V04

2.3 EUT Operation during Test

For CTX Mode:

<Non-beamforming mode>

The EUT was programmed to be in continuously transmitting mode.

<beamforming mode>

During the test, the following programs under WIN 7 were executed.

The program was executed as follows:

1. During the test, the EUT operation to normal function.
2. Executed command fixed test channel under Telnet.
3. Executed "Lantest.exe" to link with the remote workstation to transmit and receive packet by RX Device and transmit duty cycle no less than 98%.

For Normal Link:
During the test, the EUT operation to normal function.

2.4 Accessories

Accessories			
Equipment Name	**Brand Name**	**Model Name**	**Rating**
Adapter	APD	WB-24J12R	Input: 100-240V~50-60Hz 0.7A Max. Output: 12.0V, 2.0A 24.0W
Others			
Plug*1			
Console cable*1: Non-Shieleded, 1.5m			
Wall-mounted*1			

2.5 Support Equipment

For AC Conduction:

Support Equipment				
No.	**Equipment**	**Brand Name**	**Model Name**	**FCC ID**
A	LAN NB	DELL	E6430	N/A
B	2.5G Uplink (POE) PC	DELL	T3400	N/A
C	2.4G NB	DELL	E6430	N/A
D	5G NB	DELL	E6430	N/A
E	Smart phone	Samsung	Galaxy J2	A3LSMJ200F
F	Flash disk3.0	Transcend	JetFlash-700	N/A

For Radiated (below 1GHz):

Support Equipment				
No.	**Equipment**	**Brand Name**	**Model Name**	**FCC ID**
A	2.4G NB	DELL	E4300	N/A
B	5G NB	DELL	E4300	N/A
C	Smart phone	SamSung	Galaxy J2	A3LSMJ200F
D	Flash disk3.0	Silicon Power	B06	N/A
E	Uplink (POE) NB	DELL	E4300	N/A
F	LAN NB	DELL	E4300	N/A

For Radiated (above 1GHz) and RF Conducted:

<Non-beamforming mode>

Support Equipment				
No.	**Equipment**	**Brand Name**	**Model Name**	**FCC ID**
A	NB	DELL	E4300	N/A

<beamforming mode>

Support Equipment				
No.	**Equipment**	**Brand Name**	**Model Name**	**FCC ID**
A	NB	DELL	E4300	N/A
B	NB	DELL	E4300	N/A
C	WLAN AP	Edgecore	EAP101	N/A

2.6 Test Setup Diagram

Test Setup Diagram – AC Line Conducted Emission Test

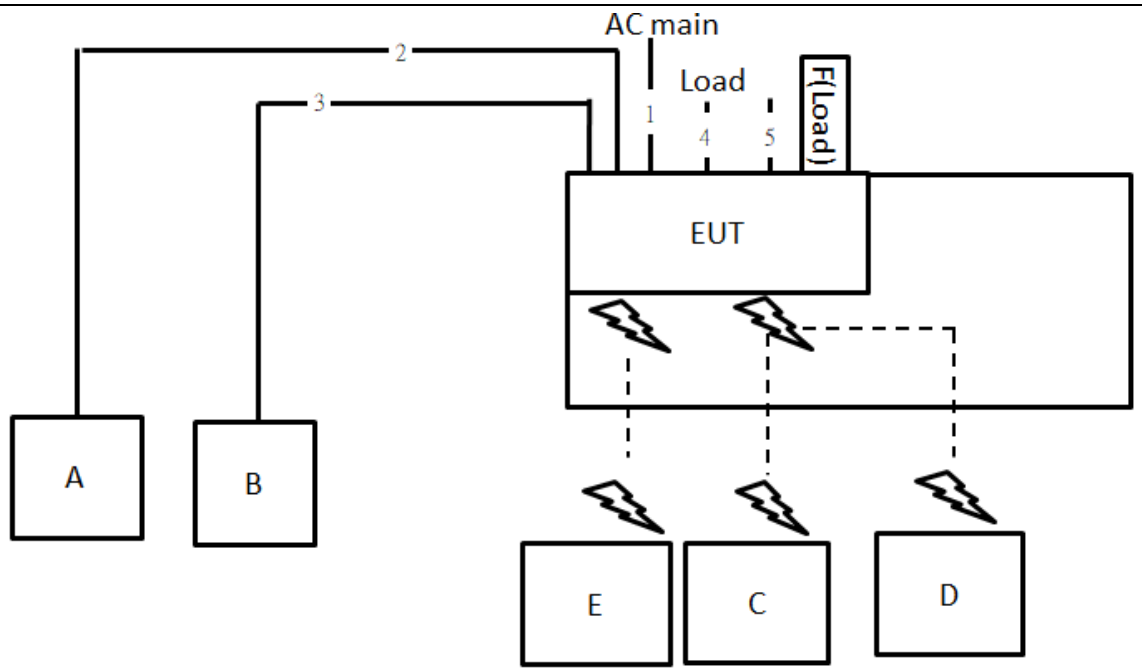

Item	Connection	Shielded	Length
1	Power cable	No	1.5m
2	RJ-45 cable	No	10m
3	RJ-45 cable	No	10m
4	RJ-45 cable	No	1.5m
5	Console cable	No	1.5m

Test Setup Diagram - Radiated Test < 1GHz

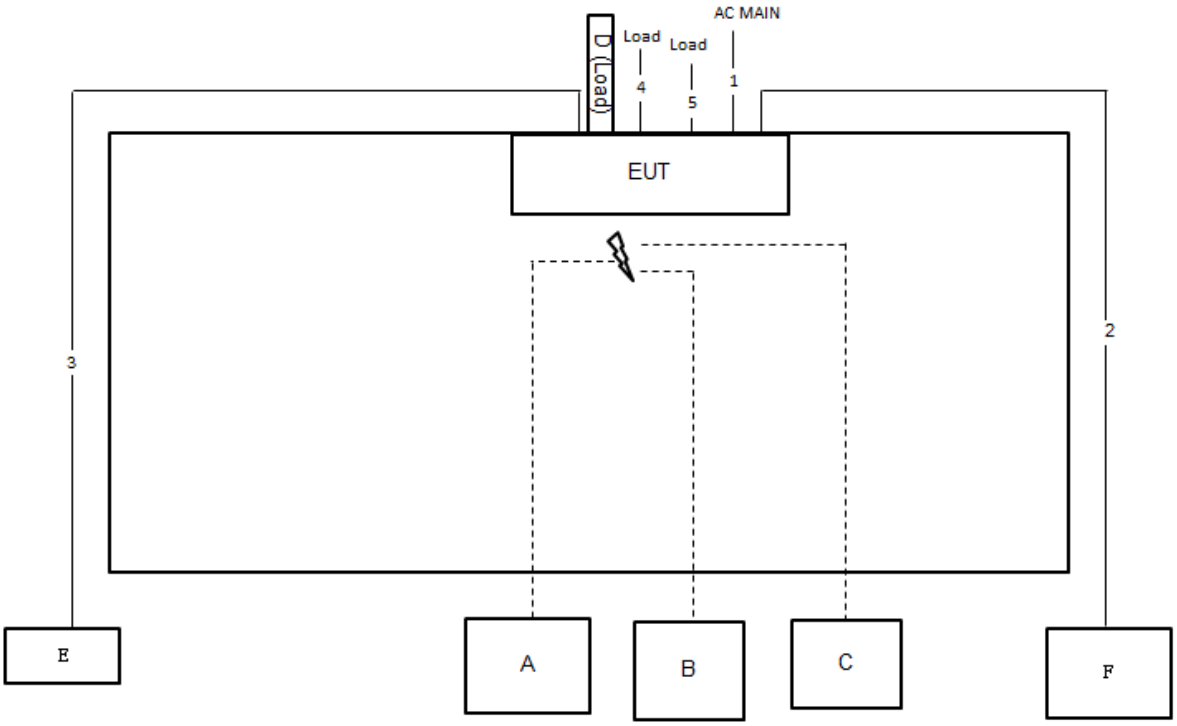

Item	Connection	Shielded	Length
1	Power cable	No	1.5m
2	RJ-45 cable	No	10m
3	RJ-45 cable	No	10m
4	RJ-45 cable	No	1.5m
5	Console cable	No	1.5m

Test Setup Diagram - Radiated Test > 1GHz

<Non-beamforming mode>

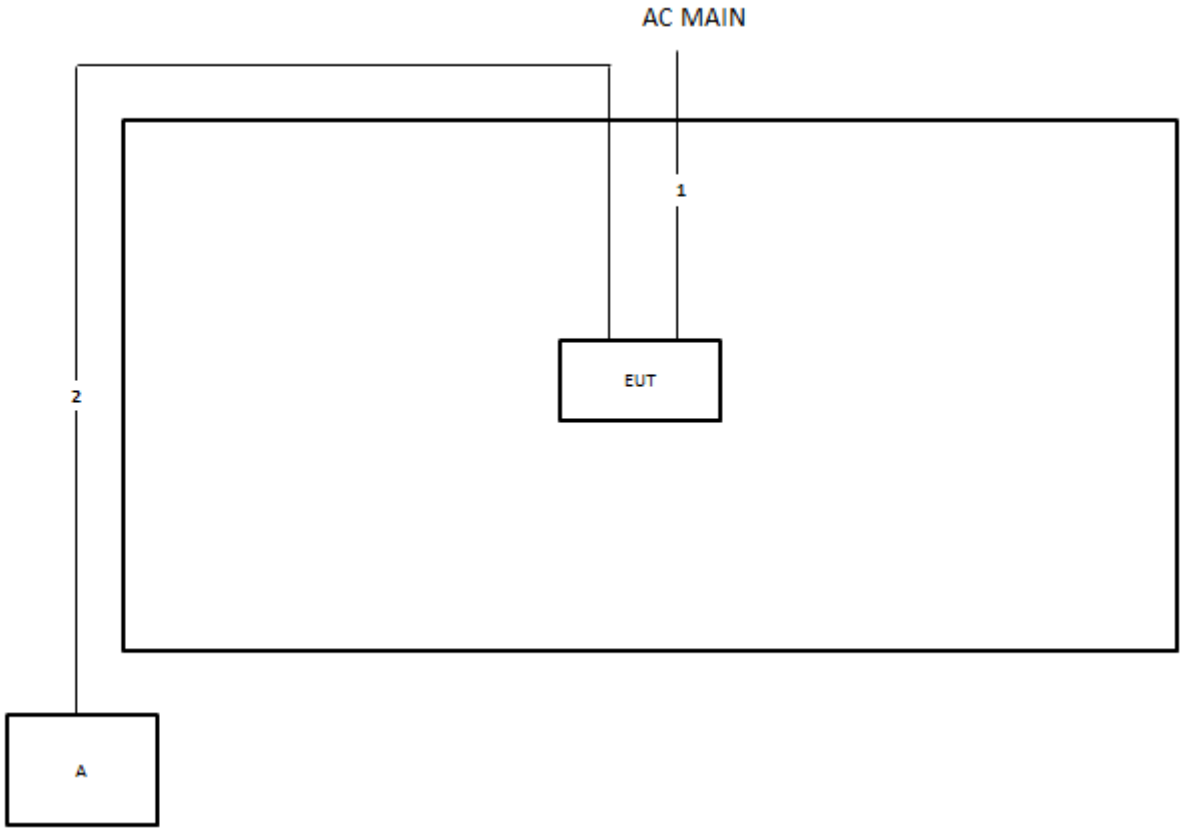

Item	Connection	Shielded	Length
1	Power cable	No	1.5m
2	RJ-45 cable	No	10m

Test Setup Diagram - Radiated Test > 1GHz

<beamforming mode>

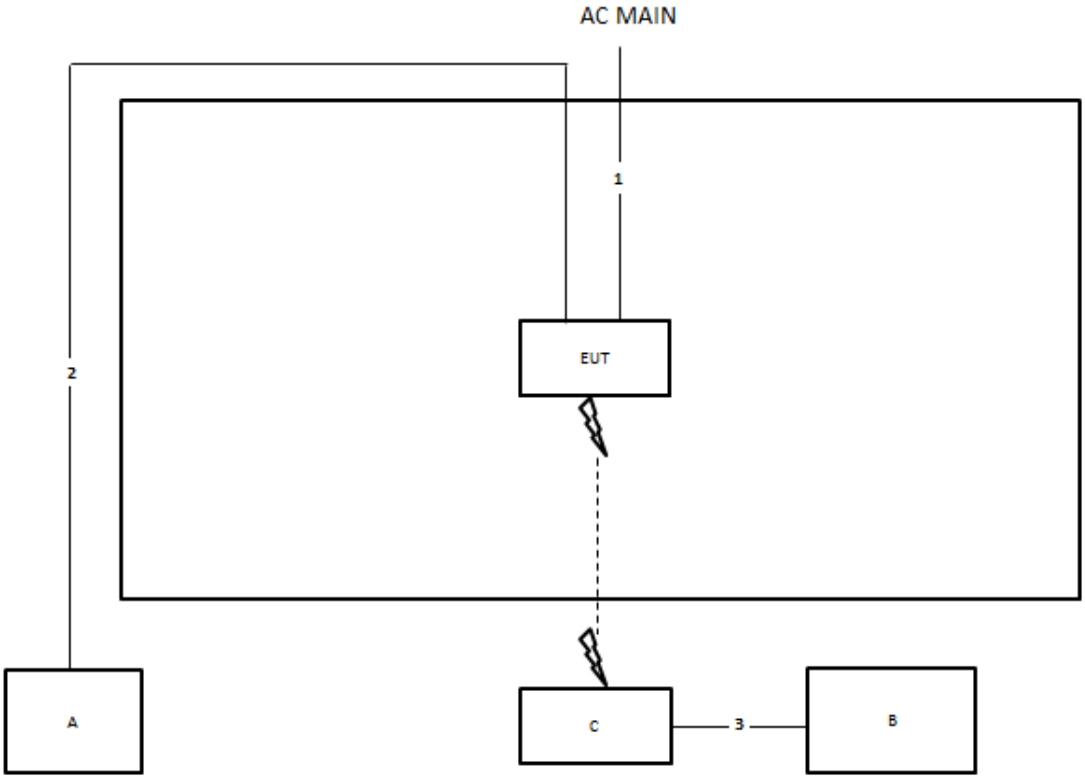

Item	Connection	Shielded	Length
1	Power cable	No	1.5m
2	RJ-45 cable	No	10m
3	RJ-45 cable	No	1.5m

3 Transmitter Test Result

3.1 AC Power-line Conducted Emissions

3.1.1 AC Power-line Conducted Emissions Limit

AC Power-line Conducted Emissions Limit		
Frequency Emission (MHz)	**Quasi-Peak**	**Average**
0.15-0.5	66 - 56 *	56 - 46 *
0.5-5	56	46
5-30	60	50
Note 1: * Decreases with the logarithm of the frequency.		

3.1.2 Measuring Instruments

Refer a test equipment and calibration data table in this test report.

3.1.3 Test Procedures

Test Method
☒ Refer as ANSI C63.10-2013, clause 6.2 for AC power-line conducted emissions.

3.1.4 Test Setup

AC Power-line Conducted Emissions

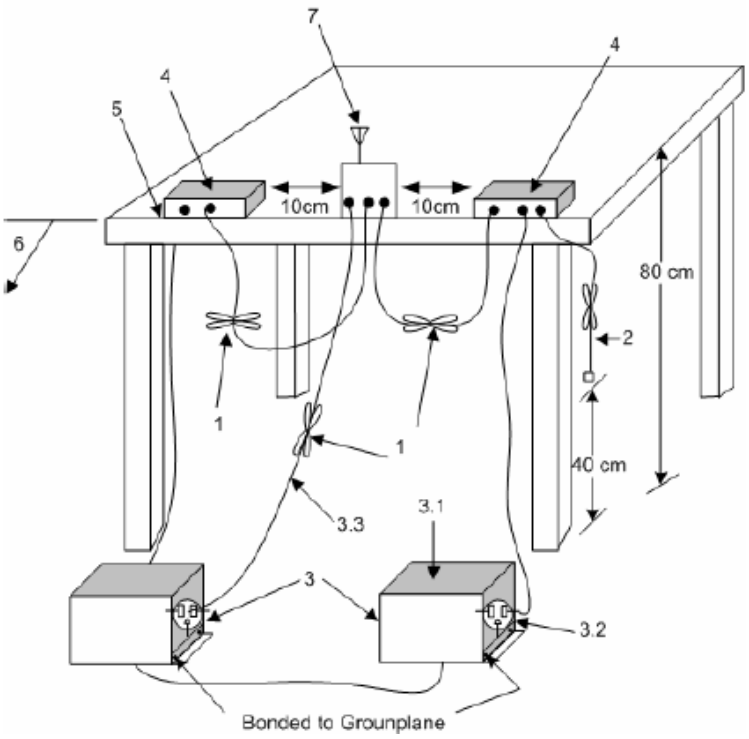

1—Interconnecting cables that hang closer than 40 cm to the ground plane shall be folded back and forth in the center forming a bundle 30 cm to 40 cm long.
2—The I/O cables that are not connected to an accessory shall be bundled in the center. The end of the cable may be terminated, if required, using the correct terminating impedance. The overall length shall not exceed 1 m.
3—EUT connected to one LISN. Unused LISN measuring port connectors shall be terminated in 50 Ω loads. LISN may be placed on top of, or immediately beneath, reference ground plane.
3.1—All other equipment powered from additional LISN(s).
3.2—A multiple-outlet strip may be used for multiple power cords of non-EUT equipment.
3.3—LISN at least 80 cm from nearest part of EUT chassis.
4—Non-EUT components of EUT system being tested.
5—Rear of EUT, including peripherals, shall all be aligned and flush with edge of tabletop.
6—Edge of tabletop shall be 40 cm removed from a vertical conducting plane that is bonded to the ground plane.
7—Antenna can be integral or detachable. If detachable, then the antenna shall be attached for this test.

3.1.5 Measurement Results Calculation

The measured Level is calculated using:

a. Corrected Reading: LISN Factor (LISN) + Attenuator (AT/AUX) + Cable Loss (CL) + Read Level (Raw) = Level

b. Margin = -Limit + Level

3.1.6 Test Result of AC Power-line Conducted Emissions

Refer as Appendix A

3.2 DTS Bandwidth

3.2.1 6dB Bandwidth Limit

6dB Bandwidth Limit
Systems using digital modulation techniques:
▪ 6 dB bandwidth ≥ 500 kHz.

3.2.2 Measuring Instruments

Refer a test equipment and calibration data table in this test report.

3.2.3 Test Procedures

Test Method	
▪ For the emission bandwidth shall be measured using one of the options below:	
	☒ Refer as FCC KDB 558074, clause 8.2 & C63.10 clause 11.8.1 Option 1 for 6 dB bandwidth measurement.
	☐ Refer as FCC KDB 558074, clause 8.2 & C63.10 clause 11.8.2 Option 2 for 6 dB bandwidth measurement.
	☐ Refer as ANSI C63.10, clause 6.9.1 for occupied bandwidth testing.

3.2.4 Test Setup

Emission Bandwidth
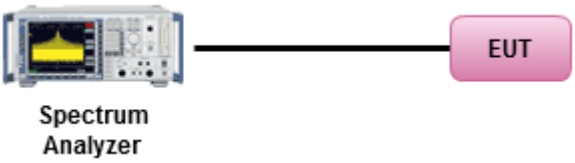

3.2.5 Test Result of Emission Bandwidth

Refer as Appendix B

3.3 Maximum Conducted Output Power

3.3.1 Maximum Conducted Output Power Limit

Maximum Conducted Output Power Limit		
	▪ If $G_{TX} \leq 6$ dBi, then $P_{Out} \leq 30$ dBm (1 W)	
	▪ Point-to-multipoint systems (P2M): If $G_{TX} > 6$ dBi, then $P_{Out} = 30 – (G_{TX} – 6)$ dBm	
	▪ Point-to-point systems (P2P): If $G_{TX} > 6$ dBi, then $P_{Out} = 30 – (G_{TX} – 6)/3$ dBm	
	▪ Smart antenna system (SAS):	
		- Single beam: If $G_{TX} > 6$ dBi, then $P_{Out} = 30 – (G_{TX} – 6)/3$ dBm
		- Overlap beam: If $G_{TX} > 6$ dBi, then $P_{Out} = 30 – (G_{TX} – 6)/3$ dBm
		- Aggregate power on all beams: If $G_{TX} > 6$ dBi, then $P_{Out} = 30 – (G_{TX} – 6)/3 + 8$dB dBm
P_{Out} = maximum peak conducted output power or maximum conducted output power in dBm, **G_{TX}** = the maximum transmitting antenna directional gain in dBi.		

3.3.2 Measuring Instruments

Refer a test equipment and calibration data table in this test report.

3.3.3 Test Procedures

Test Method	
▪ Maximum Peak Conducted Output Power	
	☐ Refer as FCC KDB 558074, clause 8.3.1.1 & C63.10 clause 11.9.1.1 (RBW ≥ EBW method).
	☐ Refer as FCC KDB 558074, clause 8.3.1.3 & C63.10 clause 11.9.1.3 (peak power meter).
▪ Maximum Conducted Output Power	
	[duty cycle ≥ 98% or external video / power trigger]
	☐ Refer as FCC KDB 558074, clause 8.3.2.2 & C63.10 clause 11.9.2.2.2 Method AVGSA-1.
	☐ Refer as FCC KDB 558074, clause 8.3.2.2 & C63.10 clause 11.9.2.2.3 Method AVGSA-1A. (alternative)
	duty cycle < 98% and average over on/off periods with duty factor
	☐ Refer as FCC KDB 558074, clause 8.3.2.2 & C63.10 clause 11.9.2.2.4 Method AVGSA-2.
	☐ Refer as FCC KDB 558074, clause 8.3.2.2 & C63.10 clause 11.9.2.2.5 Method AVGSA-2A (alternative)
	☐ Refer as FCC KDB 558074, clause 8.3.2.2 & C63.10 clause 11.9.2.2.6 Method AVGSA-3
	☐ Refer as FCC KDB 558074, clause 8.3.2.2 & C63.10 clause 11.9.2.2.7 Method AVGSA-3A (alternative)
	Measurement using a power meter (PM)
	☐ Refer as FCC KDB 558074, clause 8.3.2.3 & C63.10 clause 11.9.2.3.1 Method AVGPM (using an RF average power meter).
	☒ Refer as FCC KDB 558074, clause 8.3.2.3 & C63.10 clause 11.9.2.3.2 Method AVGPM-G (using an gate RF average power meter).
▪ For conducted measurement.	
	▪ If the EUT supports multiple transmit chains using options given below: Refer as FCC KDB 662911, In-band power measurements. Using the measure-and-sum approach, measured all transmit ports individually. Sum the power (in linear power units e.g., mW) of all ports for each individual sample and save them.
	▪ If multiple transmit chains, EIRP calculation could be following as methods: $P_{total} = P_1 + P_2 + \ldots + P_n$ (calculated in linear unit [mW] and transfer to log unit [dBm]) $EIRP_{total} = P_{total} + DG$

3.3.4 Test Setup

Maximum Conducted Output Power (Power Meter)

3.3.5 Test Result of Maximum Conducted Output Power

Refer as Appendix C

3.4 Power Spectral Density

3.4.1 Power Spectral Density Limit

Power Spectral Density Limit
▪ Power Spectral Density (PSD) ≤ 8 dBm/3kHz

3.4.2 Measuring Instruments

Refer a test equipment and calibration data table in this test report.

3.4.3 Test Procedures

Test Method		
▪ Peak power spectral density procedures that the same method as used to determine the conducted output power. If maximum peak conducted output power was measured to demonstrate compliance to the output power limit, then the peak PSD procedure below (Method PKPSD) shall be used. If maximum conducted output power was measured to demonstrate compliance to the output power limit, then one of the average PSD procedures shall be used, as applicable based on the following criteria (the peak PSD procedure is also an acceptable option).		
	☒ Refer as FCC KDB 558074, clause 8.4 & C63.10 clause 11.10 Method Max. PSD.	
▪ For conducted measurement.		
	▪ If The EUT supports multiple transmit chains using options given below:	
		☒ Option 1: Measure and sum the spectra across the outputs. Refer as FCC KDB 662911, In-band power spectral density (PSD). Sample all transmit ports simultaneously using a spectrum analyzer for each transmit port. Where the trace bin-by-bin of each transmit port summing can be performed. (i.e., in the first spectral bin of output 1 is summed with that in the first spectral bin of output 2 and that from the first spectral bin of output 3, and so on up to the NTX output to obtain the value for the first frequency bin of the summed spectrum.). Add up the amplitude (power) values for the different transmit chains and use this as the new data trace.
		☐ Option 2: Measure and sum spectral maxima across the outputs. With this technique, spectra are measured at each output of the device at the required resolution bandwidth. The maximum value (peak) of each spectrum is determined. These maximum values are then summed mathematically in linear power units across the outputs. These operations shall be performed separately over frequency spans that have different out-of-band or spurious emission limits,
		☐ Option 3: Measure and add 10 log(N) dB, where N is the number of transmit chains. Refer as FCC KDB 662911, In-band power spectral density (PSD). Performed at each transmit chains and each transmit chains shall be compared with the limit have been reduced with 10 log(N). Or each transmit chains shall be add 10 log(N) to compared with the limit.

3.4.4 Test Setup

Power Spectral Density

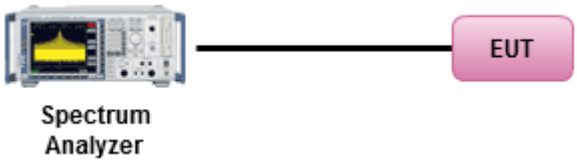

3.4.5 Test Result of Power Spectral Density

Refer as Appendix D

3.5 Emissions in Non-restricted Frequency Bands

3.5.1 Emissions in Non-restricted Frequency Bands Limit

Un-restricted Band Emissions Limit	
RF output power procedure	**Limit (dBc)**
Peak output power procedure	20
Average output power procedure	30

Note 1: If the peak output power procedure is used to measure the fundamental emission power to demonstrate compliance to requirements, then the peak conducted output power measured within any 100 kHz outside the authorized frequency band shall be attenuated by at least 20 dB relative to the maximum measured in-band peak PSD level.

Note 2: If the average output power procedure is used to measure the fundamental emission power to demonstrate compliance to requirements, then the power in any 100 kHz outside of the authorized frequency band shall be attenuated by at least 30 dB relative to the maximum measured in-band average PSD level.

3.5.2 Measuring Instruments

Refer a test equipment and calibration data table in this test report.

3.5.3 Test Procedures

Test Method
▪ Refer as FCC KDB 558074, clause 8.5 for unwanted emissions into non-restricted bands.

3.5.4 Test Setup

Emissions in Non-restricted Frequency Bands



3.5.5 Test Result of Emissions in Non-restricted Frequency Bands

Refer as Appendix E

3.6 Emissions in Restricted Frequency Bands

3.6.1 Emissions in Restricted Frequency Bands Limit

Restricted Band Emissions Limit			
Frequency Range (MHz)	**Field Strength (uV/m)**	**Field Strength (dBuV/m)**	**Measure Distance (m)**
0.009~0.490	2400/F(kHz)	48.5 - 13.8	300
0.490~1.705	24000/F(kHz)	33.8 - 23	30
1.705~30.0	30	29	30
30~88	100	40	3
88~216	150	43.5	3
216~960	200	46	3
Above 960	500	54	3

Note 1: Test distance for frequencies at or above 30 MHz, measurements may be performed at a distance other than the limit distance provided they are not performed in the near field and the emissions to be measured can be detected by the measurement equipment. When performing measurements at a distance other than that specified, the results shall be extrapolated to the specified distance using an extrapolation factor of 20 dB/decade (inverse of linear distance for field-strength measurements, inverse of linear distance-squared for power-density measurements).

Note 2: Test distance for frequencies at below 30 MHz, measurements may be performed at a distance closer than the EUT limit distance; however, an attempt should be made to avoid making measurements in the near field. When performing measurements below 30 MHz at a closer distance than the limit distance, the results shall be extrapolated to the specified distance by either making measurements at a minimum of two or more distances on at least one radial to determine the proper extrapolation factor or by using the square of an inverse linear distance extrapolation factor (40 dB/decade). The test report shall specify the extrapolation method used to determine compliance of the EUT.

Note 3: Using the distance of 1m during the test for above 18 GHz, and the test value to correct for the distance factor at 3m.

3.6.2 Measuring Instruments

Refer a test equipment and calibration data table in this test report.

3.6.3 Test Procedures

Test Method			
▪ The average emission levels shall be measured in [duty cycle ≥ 98 or duty factor].			
▪ Refer as ANSI C63.10, clause 6.10.3 band-edge testing shall be performed at the lowest frequency channel and highest frequency channel within the allowed operating band.			
▪ For the transmitter unwanted emissions shall be measured using following options below:			
	▪ Refer as FCC KDB 558074, clause 8.6 for unwanted emissions into restricted bands.		
		☐	Refer as FCC KDB 558074, clause 8.6 & C63.10 clause 11.12.2.5.1(trace averaging for duty cycle ≥98%).
		☐	Refer as FCC KDB 558074, clause 8.6 & C63.10 clause 11.12.2.5.2(trace averaging + duty factor).
		☒	Refer as FCC KDB 558074, clause 8.6 & C63.10 clause 11.12.2.5.3(Reduced VBW≥1/T).
		☐	Refer as ANSI C63.10, clause 11.12.2.5.3 (Reduced VBW). VBW ≥ 1/T, where T is pulse time.
		☐	Refer as ANSI C63.10, clause 7.5 average value of pulsed emissions.
		☒	Refer as FCC KDB 558074, clause 8.6 & C63.10 clause 11.12.2.4 measurement procedure peak limit.
▪ For the transmitter band-edge emissions shall be measured using following options below:			
	▪ Refer as FCC KDB 558074 clause 8.7 & C63.10 clause 11.13.1, When the performing peak or average radiated measurements, emissions within 2 MHz of the authorized band edge may be measured using the marker-delta method described below.		
	▪ Refer as FCC KDB 558074, clause 8.7 (ANSI C63.10, clause 6.10.6) for marker-delta method for band-edge measurements.		
	▪ Refer as FCC KDB 558074, clause 8.7 for narrower resolution bandwidth (100kHz) using the band power and summing the spectral levels (i.e., 1 MHz).		
	▪ For conducted unwanted emissions into restricted bands (absolute emission limits). Devices with multiple transmit chains using options given below: (1) Measure and sum the spectra across the outputs or (2) Measure and add 10 log(N) dB		
	▪ For FCC KDB 662911 The methodology described here may overestimate array gain, thereby resulting in apparent failures to satisfy the out-of-band limits even if the device is actually compliant. In such cases, compliance may be demonstrated by performing radiated tests around the frequencies at which the apparent failures occurred.		

3.6.4 Test Setup

Radiated - Emissions in Restricted Frequency Bands
9kHz ~30MHz
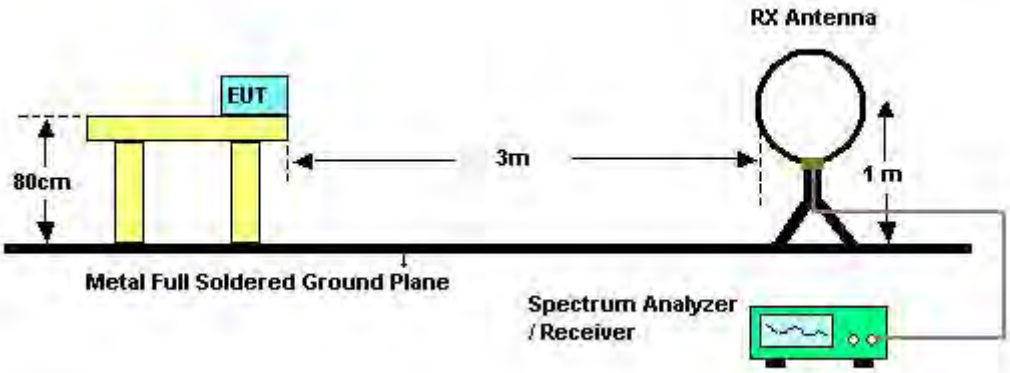
30MHz~1GHz
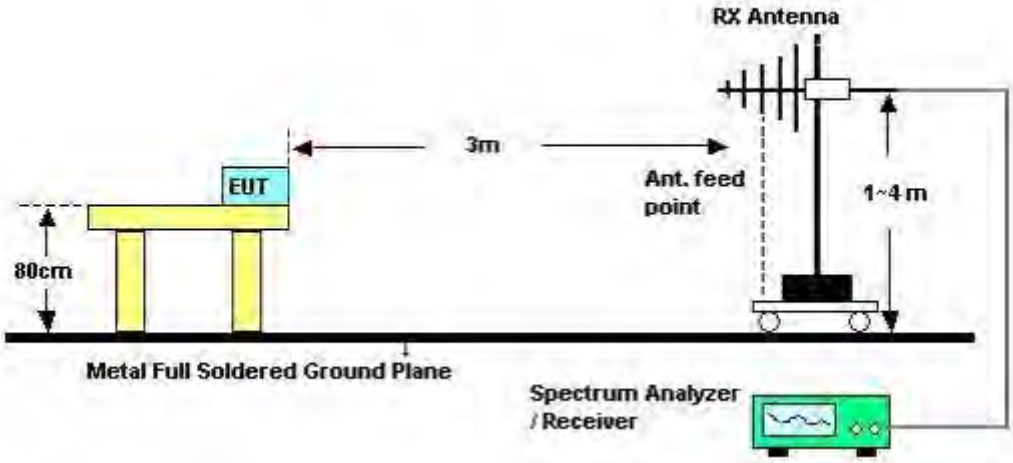

Above 1GHz

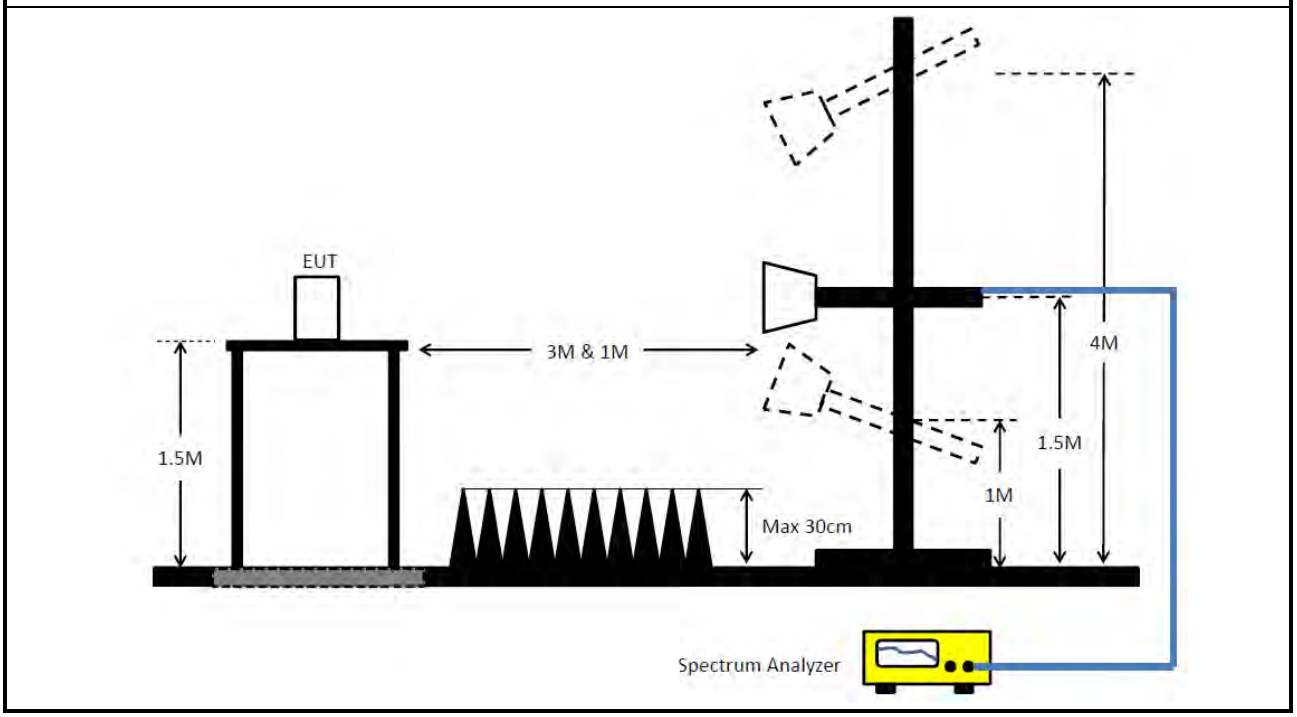

3.6.5 Measurement Results Calculation

The measured Level is calculated using:
Corrected Reading: Antenna factor (AF) + Cable loss (CL) + Read level (Raw) - Preamp factor (PA)(if applicable) = Level.

3.6.6 Emissions in Restricted Frequency Bands (Below 30MHz)

There is a comparison data of both open-field test site and alternative test site - semi-Anechoic chamber according to KDB414788 Radiated Test Site, and the result came out very similar.
All amplitude of spurious emissions that are attenuated by more than 20 dB below the permissible value has no need to be reported.
The radiated emissions were investigated from 9 kHz or the lowest frequency generated within the device, up to the 10th harmonic or 40 GHz, whichever is appropriate.

3.6.7 Test Result of Emissions in Restricted Frequency Bands

Refer as Appendix F

4 Test Equipment and Calibration Data

Instrument	Brand	Model No.	Serial No.	Characteristics	Calibration Date	Calibration Due Date	Remark
EMI Receiver	Agilent	N9038A	My52260123	9kHz ~ 8.4GHz	Mar. 03, 2021	Mar. 02, 2022	Conduction (CO01-CB)
LISN	F.C.C.	FCC-LISN-50-1 6-2	04083	150kHz~100MHz	Jan. 06, 2021	Jan. 05, 2022	Conduction (CO01-CB)
LISN	Schwarzbeck	NSLK 8127	8127478	9kHz ~ 30MHz	Nov. 20, 2020	Nov. 19, 2021	Conduction (CO01-CB)
Pulse Limiter	Rohde& Schwarz	ESH3-Z2	100430	9kHz ~ 30MHz	Jan. 30, 2021	Jan. 29, 2022	Conduction (CO01-CB)
COND Cable	Woken	Cable	Low cable-CO01	9kHz ~ 30MHz	May 20, 2020	May 19, 2021	Conduction (CO01-CB)
Software	SPORTON	SENSE	V5.10	-	N.C.R.	N.C.R.	Conduction (CO01-CB)
Loop Antenna	Teseq	HLA 6120	24155	9kHz - 30 MHz	Apr. 13, 2020	Apr. 12, 2021	Radiation (03CH05-CB)
3m Semi Anechoic Chamber NSA	TDK	SAC-3M	03CH05-CB	30 MHz ~ 1 GHz	Aug. 10, 2020	Aug. 09, 2021	Radiation (03CH05-CB)
3m Semi Anechoic Chamber VSWR	TDK	SAC-3M	03CH05-CB	1GHz ~18GHz 3m	Nov. 08, 2020	Nov. 07, 2021	Radiation (03CH05-CB)
Bilog Antenna with 6dB Attenuator	TESEQ & EMCI	CBL 6112D & N-6-06	35236 & AT-N0610	30MHz ~ 2GHz	Mar. 27, 2020	Mar. 26, 2021	Radiation (03CH05-CB)
Horn Antenna	SCHWARZBECK	BBHA9120D	BBHA 9120 D-1291	1GHz~18GHz	Sep. 05, 2020	Sep. 04, 2021	Radiation (03CH05-CB)
Horn Antenna	Schwarzbeck	BBHA 9170	BBHA9170252	15GHz ~ 40GHz	Jul. 21, 2020	Jul. 20, 2021	Radiation (03CH05-CB)
Pre-Amplifier	EMCI	EMC330N	980331	20MHz ~ 3GHz	Apr. 28, 2020	Apr. 27, 2021	Radiation (03CH05-CB)
Pre-Amplifier	EMCI	EMC12630SE	980287	1GHz – 26.5GHz	Jul. 03, 2020	Jul. 02, 2021	Radiation (03CH05-CB)
Pre-Amplifier	MITEQ	TTA1840-35-HG	1864479	18GHz ~ 40GHz	Jul. 08, 2020	Jul. 07, 2021	Radiation (03CH05-CB)
Signal Analyzer	R&S	FSV40	101904	9kHz ~ 40GHz	May 12, 2020	May 11, 2021	Radiation (03CH05-CB)
Spectrum Analyzer	R&S	FSP40	100304	9kHz ~ 40GHz	Nov. 10, 2020	Nov. 09, 2021	Radiation (03CH05-CB)
EMI Test Receiver	R&S	ESCS	826547/017	9kHz ~ 2.75GHz	May 13, 2020	May 12, 2021	Radiation (03CH05-CB)
RF Cable-low	Woken	RG402	Low Cable-04+23	30MHz~1GHz	Oct. 05, 2020	Oct. 04, 2021	Radiation (03CH05-CB)
RF Cable-high	Woken	RG402	High Cable-28	1GHz~18GHz	Oct. 05, 2020	Oct. 04, 2021	Radiation (03CH05-CB)
RF Cable-high	Woken	RG402	High Cable-04+28	1GHz~18GHz	Oct. 05, 2020	Oct. 04, 2021	Radiation (03CH05-CB)

Instrument	Brand	Model No.	Serial No.	Characteristics	Calibration Date	Calibration Due Date	Remark
RF Cable-high	Woken	RG402	High Cable-40G#1	18GHz ~ 40 GHz	Jul. 16, 2020	Jul. 15, 2021	Radiation (03CH05-CB)
RF Cable-high	Woken	RG402	High Cable-40G#2	18GHz ~ 40 GHz	Jul. 16, 2020	Jul. 15, 2021	Radiation (03CH05-CB)
Test Software	SPORTON	SENSE	V5.10	-	N.C.R.	N.C.R.	Radiation (03CH05-CB)
3m Semi Anechoic Chamber VSWR	TDK	SAC-3M	03CH01-CB	1GHz ~18GHz 3m	May 29, 2020	May 28, 2021	Radiation (03CH01-CB)
Horn Antenna	SCHWARZBECK	BBHA 9120 D	BBHA 9120 D 1370	1GHz~18GHz	Sep. 21, 2020	Sep. 20, 2021	Radiation (03CH01-CB)
Horn Antenna	Schwarzbeck	BBHA 9170	BBHA9170252	15GHz ~ 40GHz	Jul. 21, 2020	Jul. 20, 2021	Radiation (03CH01-CB)
Pre-Amplifier	Agilent	8449B	3008A02310	1GHz ~ 26.5GHz	Jan. 08, 2020	Jan. 07, 2021	Radiation (03CH01-CB)
Pre-Amplifier	MITEQ	TTA1840-35-HG	1864479	18GHz ~ 40GHz	Jul. 08, 2020	Jul. 07, 2021	Radiation (03CH01-CB)
Spectrum Analyzer	R&S	FSP40	100056	9kHz ~ 40GHz	Apr. 16, 2020	Apr. 15, 2021	Radiation (03CH01-CB)
RF Cable-high	Woken	RG402	High Cable-16	1 GHz ~ 18 GHz	Oct. 05, 2020	Oct. 04, 2021	Radiation (03CH01-CB)
RF Cable-high	Woken	RG402	High Cable-16+17	1 GHz ~ 18 GHz	Oct. 05, 2020	Oct. 04, 2021	Radiation (03CH01-CB)
RF Cable-high	Woken	RG402	High Cable-40G#1	18GHz ~ 40 GHz	Jul. 16, 2020	Jul. 15, 2021	Radiation (03CH01-CB)
RF Cable-high	Woken	RG402	High Cable-40G#2	18GHz ~ 40 GHz	Jul. 16, 2020	Jul. 15, 2021	Radiation (03CH01-CB)
Test Software	SPORTON	SENSE	V5.10	-	N.C.R.	N.C.R.	Radiation (03CH01-CB)
3m Semi Anechoic Chamber VSWR	TDK	SAC-3M	03CH06-CB	1GHz ~18GHz 3m	Oct. 02, 2020	Oct. 01, 2021	Radiation (03CH06-CB)
Horn Antenna	SCHWARZBECK	BBHA9120D	BBHA 9120D-1292	1GHz~18GHz	Jul. 22, 2020	Jul. 21, 2021	Radiation (03CH06-CB)
Horn Antenna	Schwarzbeck	BBHA 9170	BBHA9170252	15GHz ~ 40GHz	Jul. 21, 2020	Jul. 20, 2021	Radiation (03CH06-CB)
Pre-Amplifier	Agilent	83017A	MY53270064	0.5GHz ~ 26.5GHz	May 07, 2020	May 06, 2021	Radiation (03CH06-CB)
Pre-Amplifier	MITEQ	TTA1840-35-HG	1864479	18GHz ~ 40GHz	Jul. 08, 2020	Jul. 07, 2021	Radiation (03CH06-CB)
Signal Analyzer	R&S	FSV40	101904	9kHz ~ 40GHz	May 12, 2020	May 11, 2021	Radiation (03CH06-CB)
RF Cable-high	Woken	RG402	High Cable-05	1GHz~18GHz	Oct. 05, 2020	Oct. 04, 2021	Radiation (03CH06-CB)
RF Cable-high	Woken	RG402	High Cable-05+24	1GHz~18GHz	Oct. 05, 2020	Oct. 04, 2021	Radiation (03CH06-CB)
RF Cable-high	Woken	RG402	High Cable-40G#1	18GHz ~ 40 GHz	Jul. 16, 2020	Jul. 15, 2021	Radiation (03CH06-CB)
RF Cable-high	Woken	RG402	High Cable-40G#2	18GHz ~ 40 GHz	Jul. 16, 2020	Jul. 15, 2021	Radiation (03CH06-CB)

Instrument	Brand	Model No.	Serial No.	Characteristics	Calibration Date	Calibration Due Date	Remark
Test Software	SPORTON	SENSE	V5.10	-	N.C.R.	N.C.R.	Radiation (03CH06-CB)
Spectrum analyzer	R&S	FSV40	101027	9kHz~40GHz	Jul. 27, 2020	Jul. 26, 2021	Conducted (TH02-CB)
Power Sensor	Anritsu	MA2411B	1126203	300MHz~40GHz	Sep. 17, 2020	Sep. 16, 2021	Conducted (TH02-CB)
Power Meter	Anritsu	ML2495A	1210004	300MHz~40GHz	Sep. 17, 2020	Sep. 16, 2021	Conducted (TH02-CB)
RF Cable-high	Woken	RG402	High Cable-01	1 GHz – 26.5 GHz	Oct. 05, 2020	Oct. 04, 2021	Conducted (TH02-CB)
RF Cable-high	Woken	RG402	High Cable-02	1 GHz – 26.5 GHz	Oct. 05, 2020	Oct. 04, 2021	Conducted (TH02-CB)
RF Cable-high	Woken	RG402	High Cable-03	1 GHz – 26.5 GHz	Oct. 05, 2020	Oct. 04, 2021	Conducted (TH02-CB)
RF Cable-high	Woken	RG402	High Cable-04	1 GHz – 26.5 GHz	Oct. 05, 2020	Oct. 04, 2021	Conducted (TH02-CB)
RF Cable-high	Woken	RG402	High Cable-05	1 GHz – 26.5 GHz	Oct. 05, 2020	Oct. 04, 2021	Conducted (TH02-CB)
Test Software	SPORTON	SENSE	V5.10	-	N.C.R.	N.C.R.	Conducted (TH02-CB)

Note: Calibration Interval of instruments listed above is one year.

N.C.R. means Non-Calibration required.

Summary

Mode	Result	Type	Freq (Hz)	Level (dBuV)	Limit (dBuV)	Margin (dB)	Condition
Mode 1	Pass	QP	150k	57.34	66.00	-8.66	Neutral

Mode 1

18/03/2021

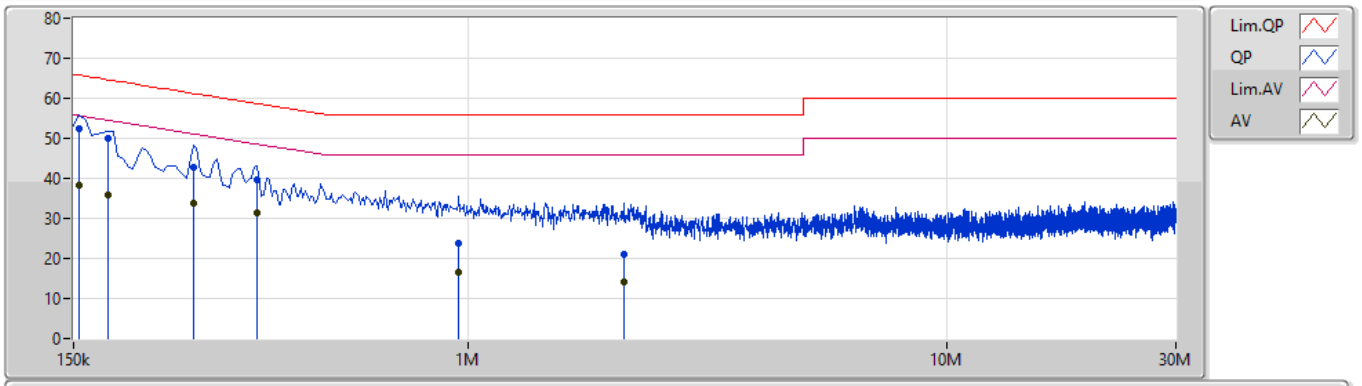

Type	Freq	Level	Limit	Margin	Factor	Condition	Comment	Raw	LISN	CL	AT
	(Hz)	(dBuV)	(dBuV)	(dB)	(dB)			(dBuV)	(dB)	(dB)	(dB)
QP	154.5k	52.27	65.75	-13.48	9.88	Line	"Worst"	42.39	0.04	0.03	9.81
AV	154.5k	38.21	55.75	-17.54	9.88	Line	-	28.33	0.04	0.03	9.81
QP	177k	49.97	64.62	-14.65	9.88	Line	-	40.09	0.04	0.03	9.81
AV	177k	35.95	54.62	-18.67	9.88	Line	-	26.07	0.04	0.03	9.81
QP	267k	42.88	61.20	-18.32	9.88	Line	-	33.00	0.04	0.03	9.81
AV	267k	33.82	51.20	-17.38	9.88	Line	-	23.94	0.04	0.03	9.81
QP	361.5k	39.71	58.70	-18.99	9.89	Line	-	29.82	0.04	0.03	9.82
AV	361.5k	31.46	48.70	-17.24	9.89	Line	-	21.57	0.04	0.03	9.82
QP	955.5k	23.70	56.00	-32.30	9.93	Line	-	13.77	0.06	0.04	9.83
AV	955.5k	16.70	46.00	-29.30	9.93	Line	-	6.77	0.06	0.04	9.83
QP	2.117M	20.97	56.00	-35.03	9.98	Line	-	10.99	0.09	0.07	9.82
AV	2.117M	14.24	46.00	-31.76	9.98	Line	-	4.26	0.09	0.07	9.82

Mode 1

18/03/2021

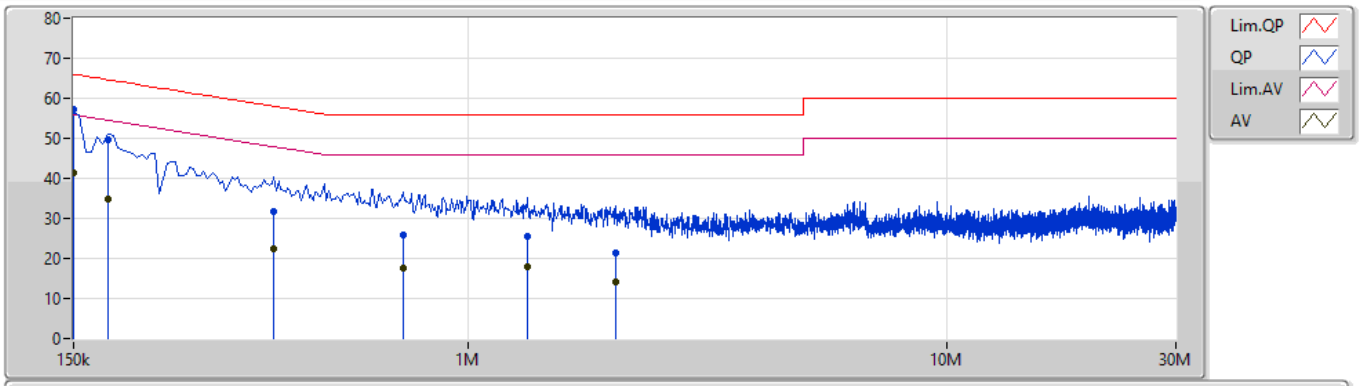

Type	Freq	Level	Limit	Margin	Factor	Condition	Comment	Raw	LISN	CL	AT
	(Hz)	(dBuV)	(dBuV)	(dB)	(dB)			(dBuV)	(dB)	(dB)	(dB)
QP	150k	57.34	66.00	-8.66	9.87	Neutral	"Worst"	47.47	0.03	0.03	9.81
AV	150k	41.37	56.00	-14.63	9.87	Neutral	-	31.50	0.03	0.03	9.81
QP	177k	49.80	64.62	-14.82	9.87	Neutral	-	39.93	0.03	0.03	9.81
AV	177k	34.92	54.62	-19.70	9.87	Neutral	-	25.05	0.03	0.03	9.81
QP	393k	31.80	58.01	-26.21	9.88	Neutral	-	21.92	0.03	0.03	9.82
AV	393k	22.45	48.01	-25.56	9.88	Neutral	-	12.57	0.03	0.03	9.82
QP	730.5k	25.81	56.00	-30.19	9.91	Neutral	-	15.90	0.04	0.04	9.83
AV	730.5k	17.68	46.00	-28.32	9.91	Neutral	-	7.77	0.04	0.04	9.83
QP	1.329M	25.62	56.00	-30.38	9.94	Neutral	-	15.68	0.06	0.05	9.83
AV	1.329M	17.95	46.00	-28.05	9.94	Neutral	-	8.01	0.06	0.05	9.83
QP	2.027M	21.21	56.00	-34.79	9.96	Neutral	-	11.25	0.07	0.07	9.82
AV	2.027M	14.14	46.00	-31.86	9.96	Neutral	-	4.18	0.07	0.07	9.82

Summary

Mode	Max-N dB (Hz)	Max-OBW (Hz)	ITU-Code	Min-N dB (Hz)	Min-OBW (Hz)
2.4-2.4835GHz	-	-	-	-	-
802.11b_Nss1,(1Mbps)_2TX	8.525M	14.543M	14M5G1D	7.05M	13.168M
802.11g_Nss1,(6Mbps)_2TX	16.275M	24.363M	24M4D1D	15.625M	16.392M
802.11ax HEW20_Nss1,(MCS0)_2TX	18.775M	21.889M	21M9D1D	17.775M	18.916M
802.11ax HEW40_Nss1,(MCS0)_2TX	37.85M	37.781M	37M8D1D	35.75M	37.681M

Max-N dB = Maximum 6dB down bandwidth; **Max-OBW** = Maximum 99% occupied bandwidth;
Min-N dB = Minimum 6dB down bandwidth; **Min-OBW** = Minimum 99% occupied bandwidth;

Result

Mode	Result	Limit (Hz)	Port 1-N dB (Hz)	Port 1-OBW (Hz)	Port 2-N dB (Hz)	Port 2-OBW (Hz)
802.11b_Nss1,(1Mbps)_2TX	-	-	-	-	-	-
2412MHz	Pass	500k	7.525M	13.293M	7.05M	13.168M
2437MHz	Pass	500k	8.525M	14.543M	8M	13.993M
2462MHz	Pass	500k	8.05M	13.943M	8.025M	13.843M
802.11g_Nss1,(6Mbps)_2TX	-	-	-	-	-	-
2412MHz	Pass	500k	15.65M	16.392M	15.65M	16.417M
2437MHz	Pass	500k	16.275M	24.363M	15.725M	20.215M
2462MHz	Pass	500k	15.925M	16.392M	15.625M	16.417M
802.11ax HEW20_Nss1,(MCS0)_2TX	-	-	-	-	-	-
2412MHz	Pass	500k	17.775M	18.916M	18.15M	18.941M
2437MHz	Pass	500k	18.775M	21.889M	18.425M	19.365M
2462MHz	Pass	500k	18.325M	18.941M	18.5M	18.916M
802.11ax HEW40_Nss1,(MCS0)_2TX	-	-	-	-	-	-
2422MHz	Pass	500k	37.55M	37.681M	37.85M	37.731M
2437MHz	Pass	500k	37.7M	37.781M	35.75M	37.731M
2452MHz	Pass	500k	36.6M	37.731M	37.15M	37.681M

Port X-N dB = Port **X** 6dB down bandwidth; **Port X-OBW** = Port **X** 99% occupied bandwidth;

802.11b_Nss1,(1Mbps)_2TX EBW

2412MHz

18/11/2020

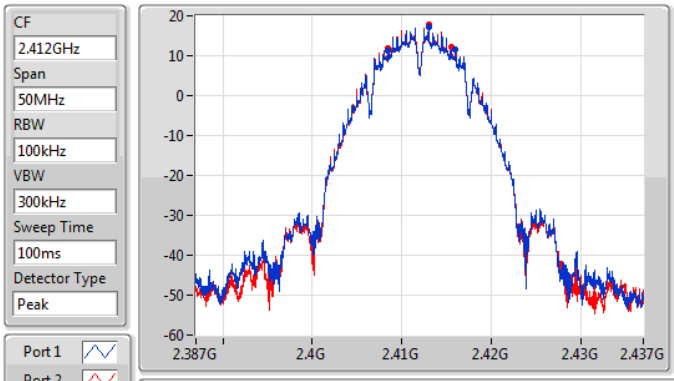

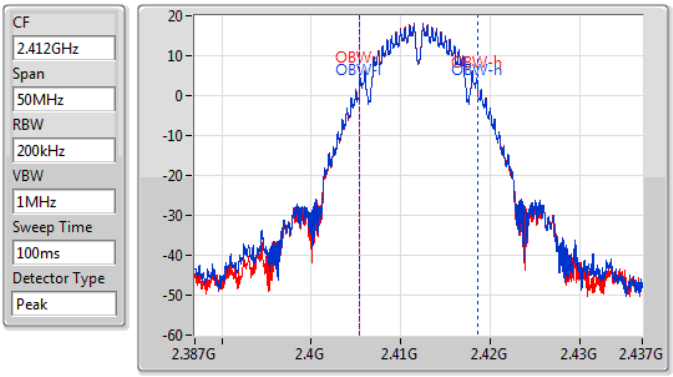

6dB(Hz)	Fl-6dB(Hz)	Fh-6dB(Hz)	OBW(Hz)	Fl-OBW(Hz)	Fh-OBW(Hz)	Limit(Hz)	Port
7.525M	2.40845G	2.415975G	13.293M	2.405353G	2.418647G	500k	1
7.05M	2.408475G	2.415525G	13.168M	2.405428G	2.418597G	500k	2

802.11b_Nss1,(1Mbps)_2TX EBW

2437MHz

18/11/2020

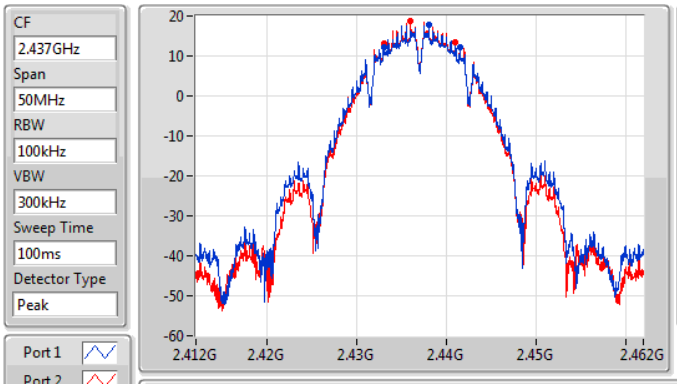

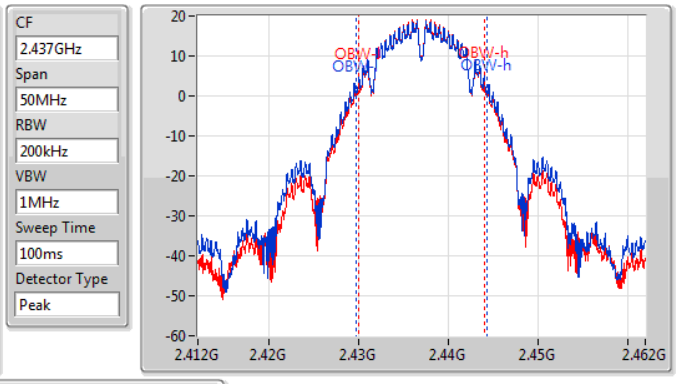

6dB(Hz)	Fl-6dB(Hz)	Fh-6dB(Hz)	OBW(Hz)	Fl-OBW(Hz)	Fh-OBW(Hz)	Limit(Hz)	Port
8.525M	2.432975G	2.4415G	14.543M	2.429704G	2.444246G	500k	1
8M	2.433G	2.441G	13.993M	2.430003G	2.443997G	500k	2

802.11b_Nss1,(1Mbps)_2TX EBW

2462MHz

18/11/2020

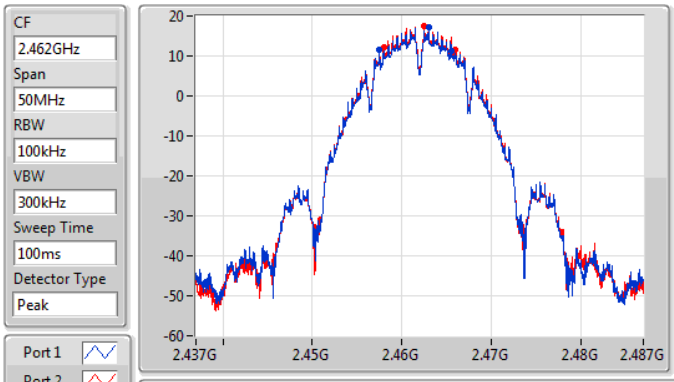

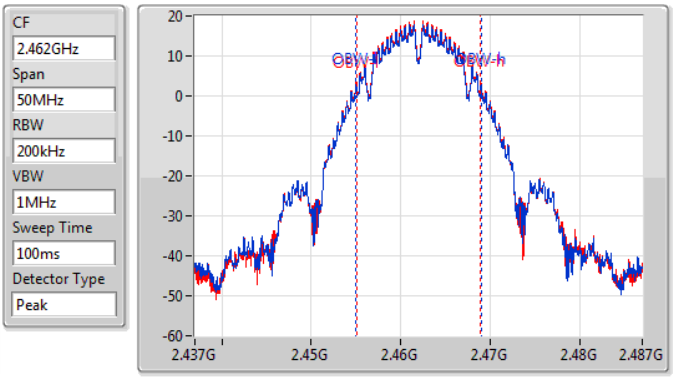

6dB(Hz)	Fl-6dB(Hz)	Fh-6dB(Hz)	OBW(Hz)	Fl-OBW(Hz)	Fh-OBW(Hz)	Limit(Hz)	Port
8.05M	2.4575G	2.46555G	13.943M	2.455028G	2.468972G	500k	1
8.025M	2.457975G	2.466G	13.843M	2.455078G	2.468922G	500k	2

802.11g_Nss1,(6Mbps)_2TX EBW

2412MHz

18/11/2020

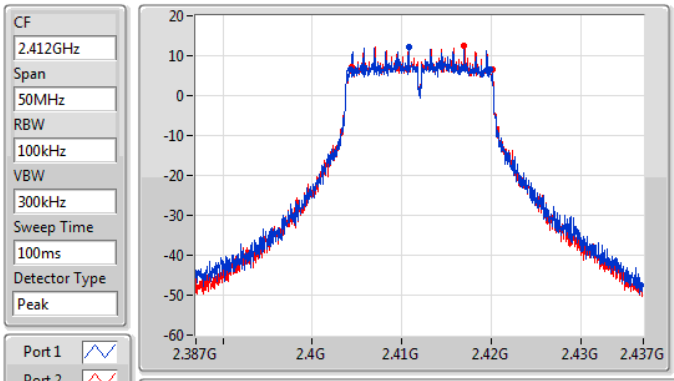

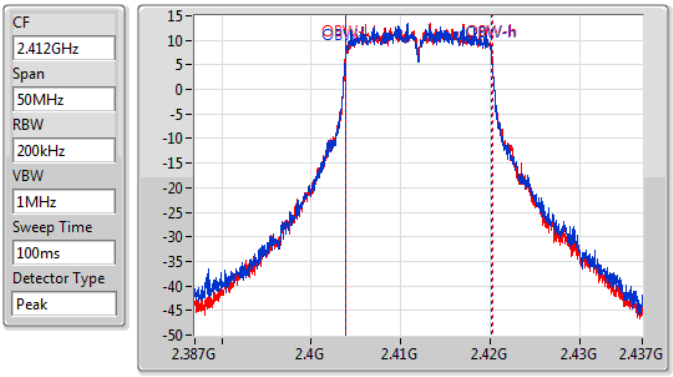

6dB(Hz)	Fl-6dB(Hz)	Fh-6dB(Hz)	OBW(Hz)	Fl-OBW(Hz)	Fh-OBW(Hz)	Limit(Hz)	Port
15.65M	2.404225G	2.419875G	16.392M	2.403804G	2.420196G	500k	1
15.65M	2.404475G	2.420125G	16.417M	2.403804G	2.420221G	500k	2

802.11g_Nss1,(6Mbps)_2TX EBW

2437MHz

18/11/2020

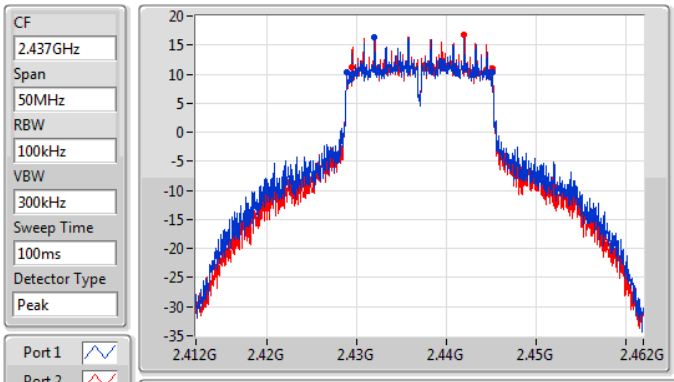

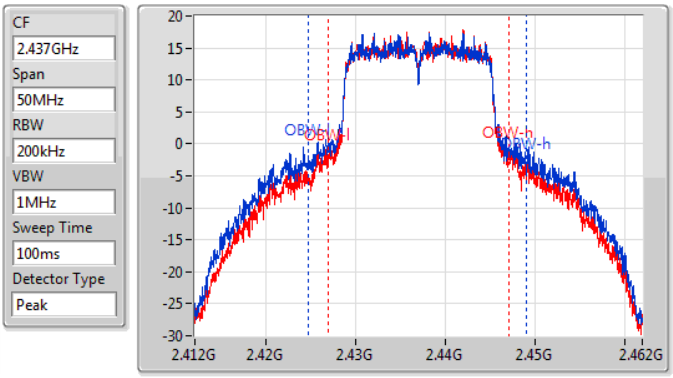

6dB(Hz)	Fl-6dB(Hz)	Fh-6dB(Hz)	OBW(Hz)	Fl-OBW(Hz)	Fh-OBW(Hz)	Limit(Hz)	Port
16.275M	2.42885G	2.445125G	24.363M	2.424706G	2.449069G	500k	1
15.725M	2.429425G	2.44515G	20.215M	2.42693G	2.447145G	500k	2

802.11g_Nss1,(6Mbps)_2TX EBW

2462MHz

18/11/2020

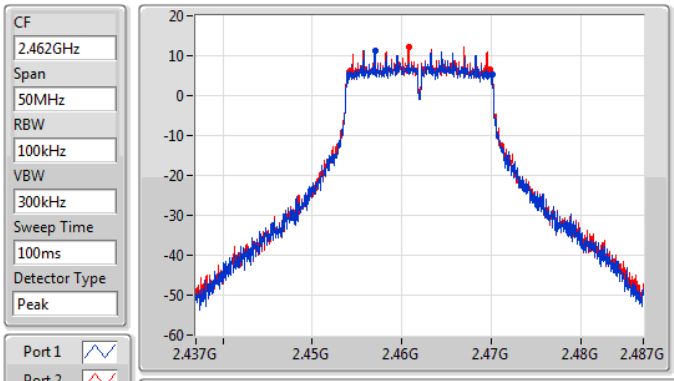

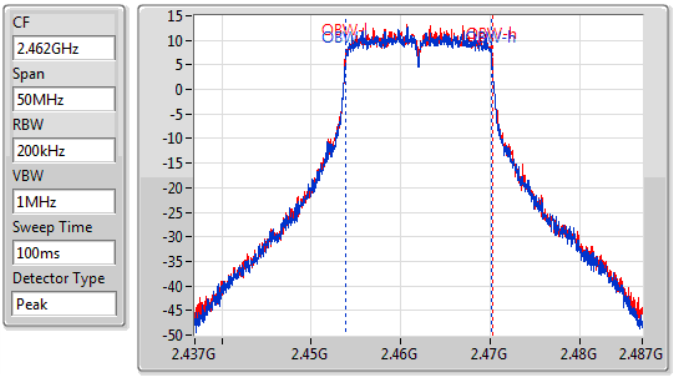

6dB(Hz)	Fl-6dB(Hz)	Fh-6dB(Hz)	OBW(Hz)	Fl-OBW(Hz)	Fh-OBW(Hz)	Limit(Hz)	Port
15.925M	2.4542G	2.470125G	16.392M	2.453804G	2.470196G	500k	1
15.625M	2.45425G	2.469875G	16.417M	2.453804G	2.470221G	500k	2

802.11ax HEW20_Nss1,(MCS0)_2TX EBW

2412MHz

18/11/2020

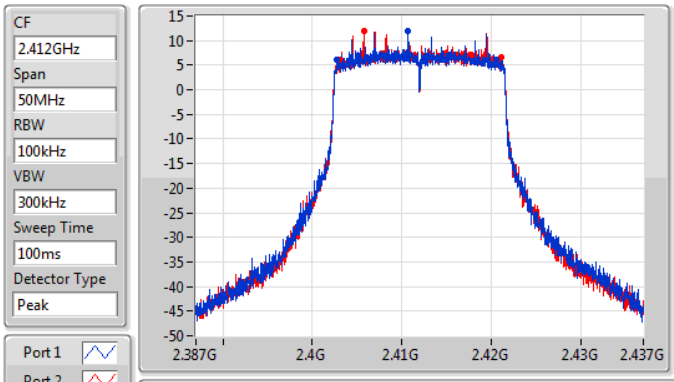

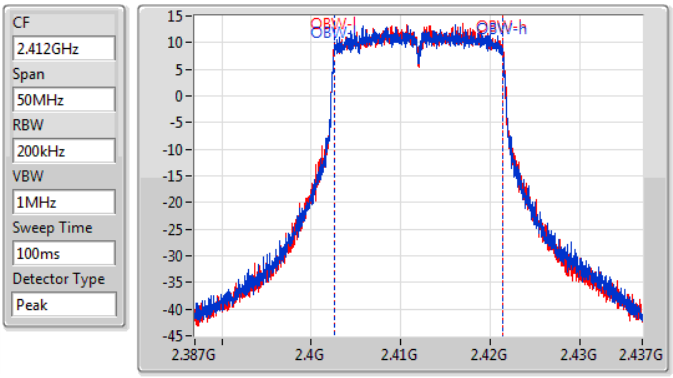

6dB(Hz)	Fl-6dB(Hz)	Fh-6dB(Hz)	OBW(Hz)	Fl-OBW(Hz)	Fh-OBW(Hz)	Limit(Hz)	Port
17.775M	2.4028G	2.420575G	18.916M	2.40253G	2.421445G	500k	1
18.15M	2.403G	2.42115G	18.941M	2.40253G	2.42147G	500k	2

802.11ax HEW20_Nss1,(MCS0)_2TX EBW

2437MHz

18/11/2020

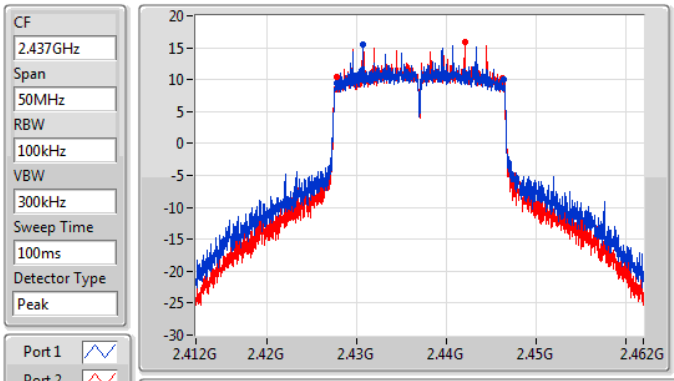

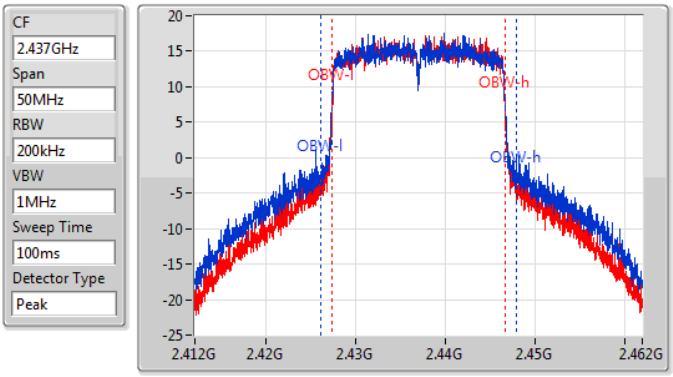

6dB(Hz)	Fl-6dB(Hz)	Fh-6dB(Hz)	OBW(Hz)	Fl-OBW(Hz)	Fh-OBW(Hz)	Limit(Hz)	Port
18.775M	2.427675G	2.44645G	21.889M	2.42603G	2.44792G	500k	1
18.425M	2.427775G	2.4462G	19.365M	2.427305G	2.44667G	500k	2

802.11ax HEW20_Nss1,(MCS0)_2TX EBW

2462MHz

18/11/2020

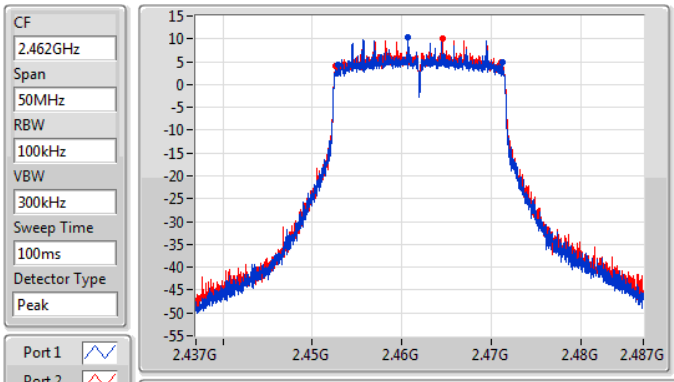

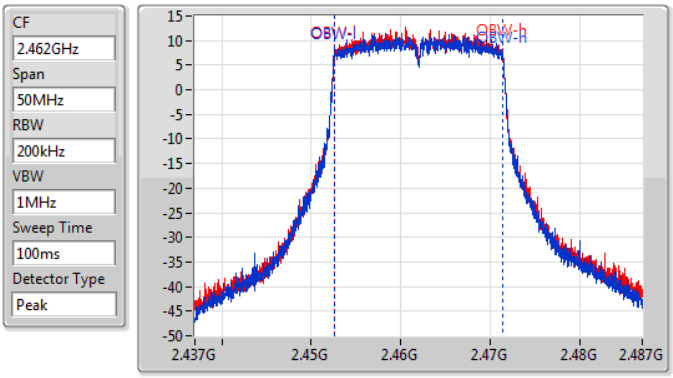

6dB(Hz)	Fl-6dB(Hz)	Fh-6dB(Hz)	OBW(Hz)	Fl-OBW(Hz)	Fh-OBW(Hz)	Limit(Hz)	Port
18.325M	2.452875G	2.4712G	18.941M	2.45253G	2.47147G	500k	1
18.5M	2.4526G	2.4711G	18.916M	2.45253G	2.471445G	500k	2

802.11ax HEW40_Nss1,(MCS0)_2TX EBW

2422MHz

18/11/2020

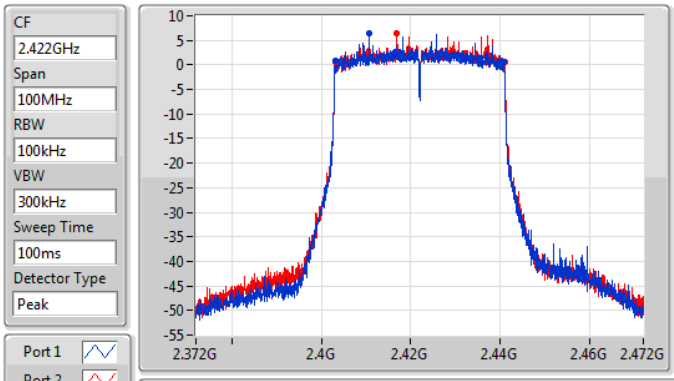

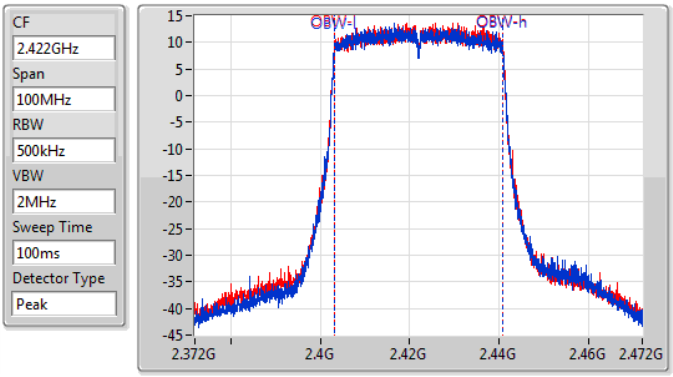

6dB(Hz)	Fl-6dB(Hz)	Fh-6dB(Hz)	OBW(Hz)	Fl-OBW(Hz)	Fh-OBW(Hz)	Limit(Hz)	Port
37.55M	2.4033G	2.44085G	37.681M	2.403159G	2.440841G	500k	1
37.85M	2.40315G	2.441G	37.731M	2.403159G	2.440891G	500k	2

802.11ax HEW40_Nss1,(MCS0)_2TX EBW

2437MHz

18/11/2020

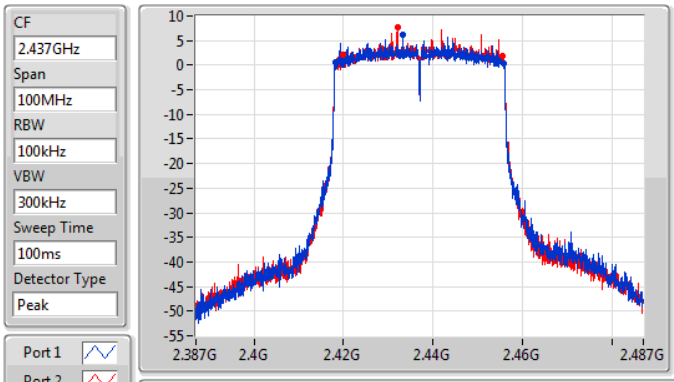

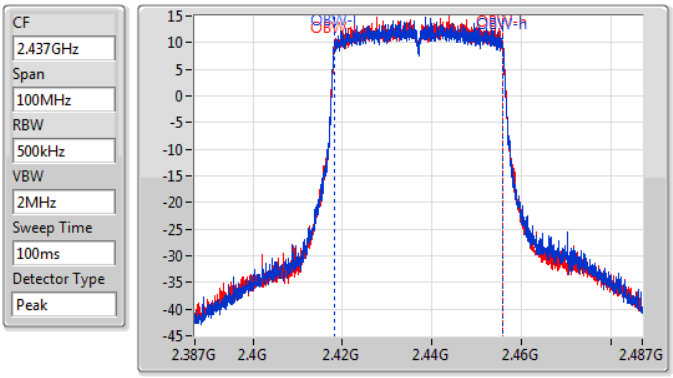

6dB(Hz)	Fl-6dB(Hz)	Fh-6dB(Hz)	OBW(Hz)	Fl-OBW(Hz)	Fh-OBW(Hz)	Limit(Hz)	Port
37.7M	2.4182G	2.4559G	37.781M	2.418109G	2.455891G	500k	1
35.75M	2.4198G	2.45555G	37.731M	2.418159G	2.455891G	500k	2

802.11ax HEW40_Nss1,(MCS0)_2TX EBW

2452MHz

18/11/2020

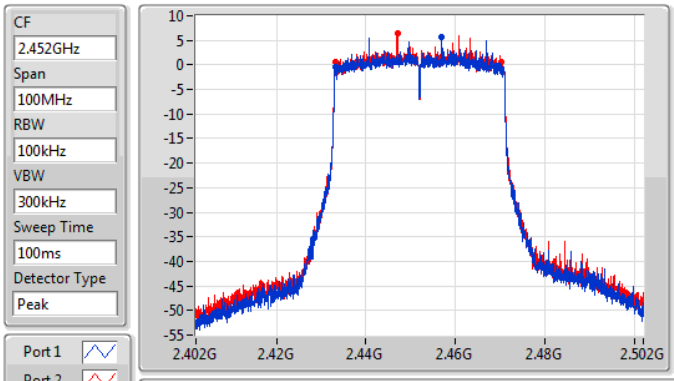

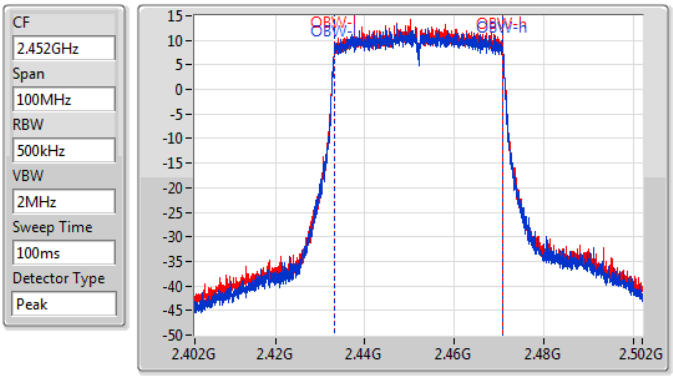

6dB(Hz)	Fl-6dB(Hz)	Fh-6dB(Hz)	OBW(Hz)	Fl-OBW(Hz)	Fh-OBW(Hz)	Limit(Hz)	Port
36.6M	2.4332G	2.4698G	37.731M	2.433159G	2.470891G	500k	1
37.15M	2.43315G	2.4703G	37.681M	2.433159G	2.470841G	500k	2

Summary

Mode	Max-N dB (Hz)	Max-OBW (Hz)	ITU-Code	Min-N dB (Hz)	Min-OBW (Hz)
2.4-2.4835GHz	-	-	-	-	-
802.11ax HEW20-BF_Nss1,(MCS0)_2TX	18.7M	18.916M	18M9D1D	13.9M	18.841M
802.11ax HEW40-BF_Nss1,(MCS0)_2TX	37.9M	37.831M	37M8D1D	6.25M	37.681M

Max-N dB = Maximum 6dB down bandwidth; **Max-OBW** = Maximum 99% occupied bandwidth;
Min-N dB = Minimum 6dB down bandwidth; **Min-OBW** = Minimum 99% occupied bandwidth;

Result

Mode	Result	Limit (Hz)	Port 1-N dB (Hz)	Port 1-OBW (Hz)	Port 2-N dB (Hz)	Port 2-OBW (Hz)
802.11ax HEW20-BF_Nss1,(MCS0)_2TX	-	-	-	-	-	-
2412MHz	Pass	500k	18.7M	18.916M	18.025M	18.866M
2437MHz	Pass	500k	17.425M	18.916M	17.6M	18.841M
2462MHz	Pass	500k	13.9M	18.891M	17.625M	18.866M
802.11ax HEW40-BF_Nss1,(MCS0)_2TX	-	-	-	-	-	-
2422MHz	Pass	500k	37.9M	37.731M	33.7M	37.731M
2437MHz	Pass	500k	6.25M	37.731M	7.05M	37.731M
2452MHz	Pass	500k	20.35M	37.831M	32.5M	37.681M

Port X-N dB = Port **X** 6dB down bandwidth; **Port X-OBW** = Port **X** 99% occupied bandwidth;

802.11ax HEW20-BF_Nss1,(MCS0)_2TX EBW

2412MHz

19/11/2020

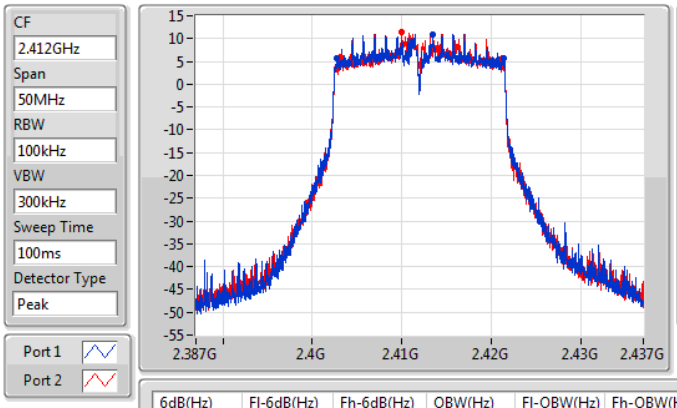

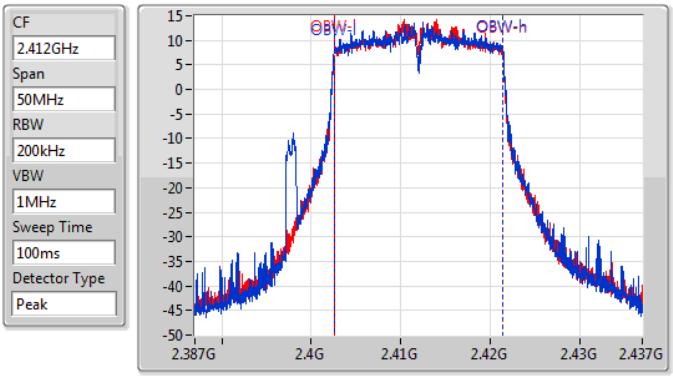

6dB(Hz)	Fl-6dB(Hz)	Fh-6dB(Hz)	OBW(Hz)	Fl-OBW(Hz)	Fh-OBW(Hz)	Limit(Hz)	Port
18.7M	2.40275G	2.42145G	18.916M	2.40253G	2.421445G	500k	1
18.025M	2.4032G	2.421225G	18.866M	2.402555G	2.42142G	500k	2

802.11ax HEW20-BF_Nss1,(MCS0)_2TX EBW

2437MHz

19/11/2020

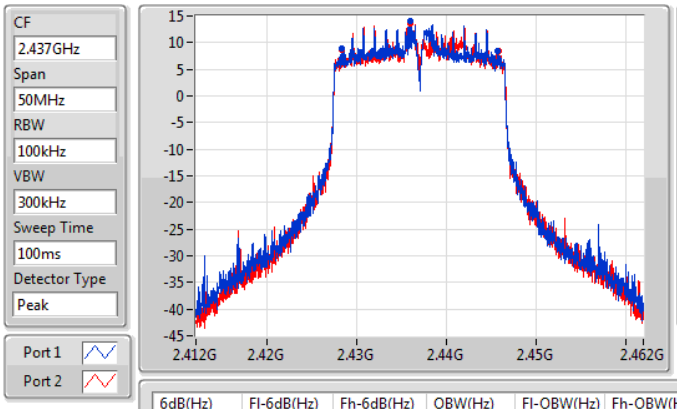

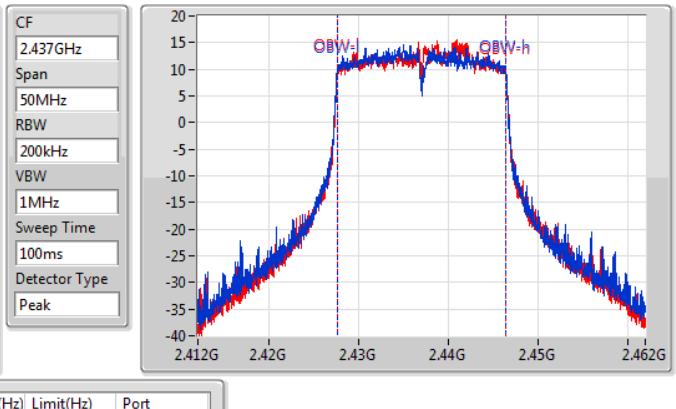

6dB(Hz)	Fl-6dB(Hz)	Fh-6dB(Hz)	OBW(Hz)	Fl-OBW(Hz)	Fh-OBW(Hz)	Limit(Hz)	Port
17.425M	2.42825G	2.445675G	18.916M	2.42753G	2.446445G	500k	1
17.6M	2.42825G	2.44585G	18.841M	2.42758G	2.44642G	500k	2

802.11ax HEW20-BF_Nss1,(MCS0)_2TX EBW

2462MHz

19/11/2020

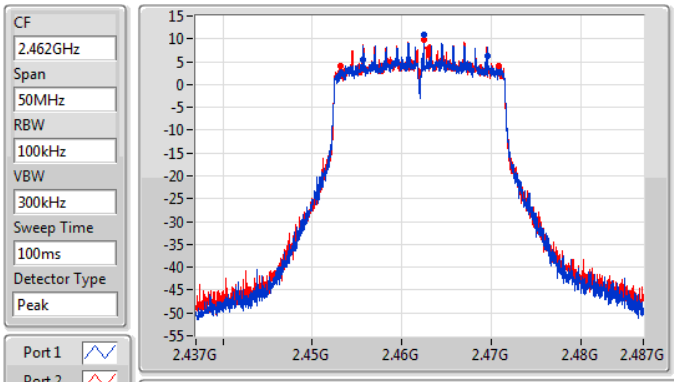

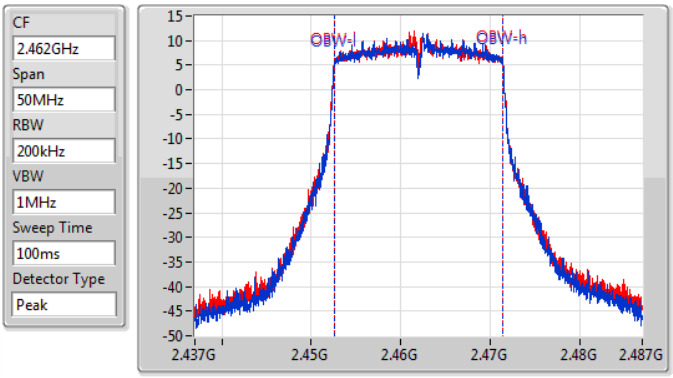

6dB(Hz)	Fl-6dB(Hz)	Fh-6dB(Hz)	OBW(Hz)	Fl-OBW(Hz)	Fh-OBW(Hz)	Limit(Hz)	Port
13.9M	2.455675G	2.469575G	18.891M	2.452555G	2.471445G	500k	1
17.625M	2.4532G	2.470825G	18.866M	2.452555G	2.47142G	500k	2

802.11ax HEW40-BF_Nss1,(MCS0)_2TX EBW

2422MHz

19/11/2020

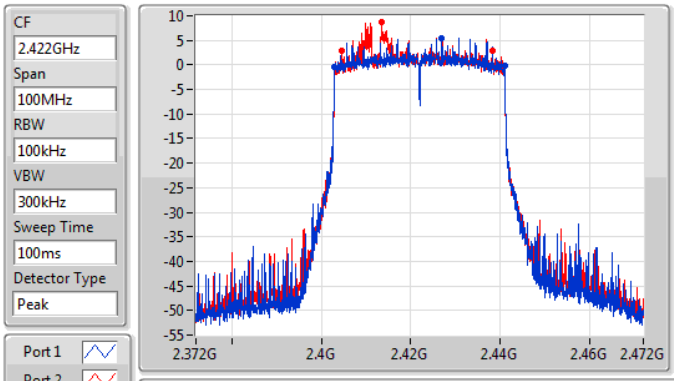

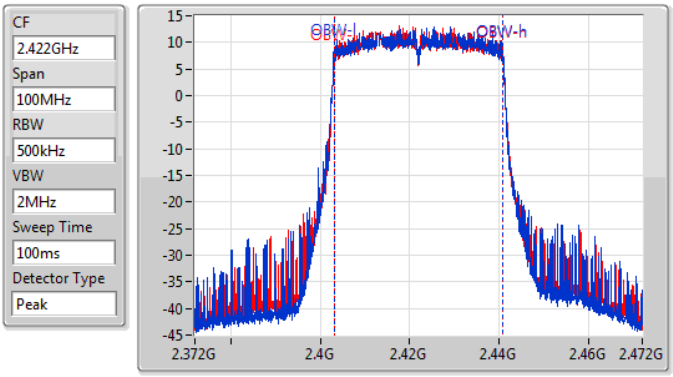

6dB(Hz)	Fl-6dB(Hz)	Fh-6dB(Hz)	OBW(Hz)	Fl-OBW(Hz)	Fh-OBW(Hz)	Limit(Hz)	Port
37.9M	2.40305G	2.44095G	37.731M	2.403109G	2.440841G	500k	1
33.7M	2.4045G	2.4382G	37.731M	2.403159G	2.440891G	500k	2

802.11ax HEW40-BF_Nss1,(MCS0)_2TX EBW

2437MHz

19/11/2020

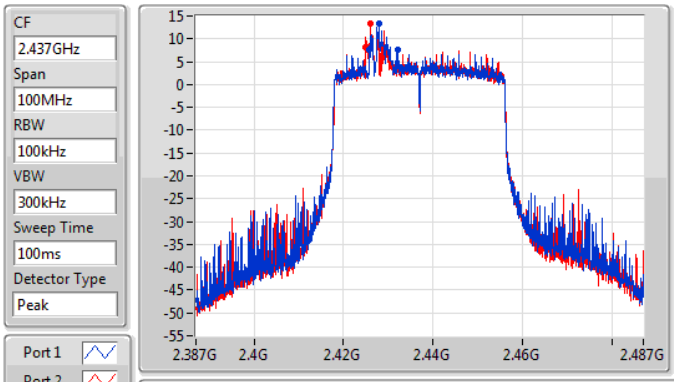

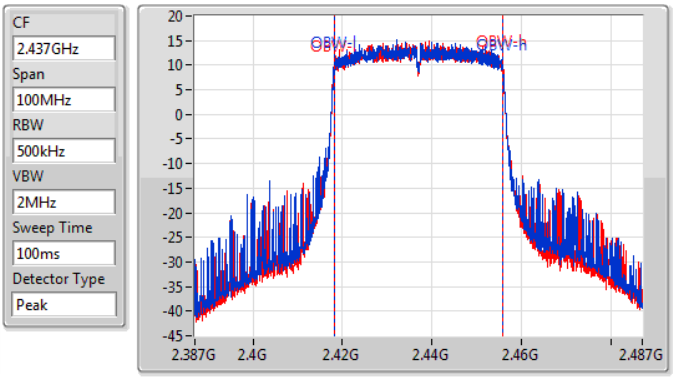

6dB(Hz)	Fl-6dB(Hz)	Fh-6dB(Hz)	OBW(Hz)	Fl-OBW(Hz)	Fh-OBW(Hz)	Limit(Hz)	Port
6.25M	2.42575G	2.432G	37.731M	2.418109G	2.455841G	500k	1
7.05M	2.42495G	2.432G	37.731M	2.418109G	2.455841G	500k	2

802.11ax HEW40-BF_Nss1,(MCS0)_2TX EBW

2452MHz

19/11/2020

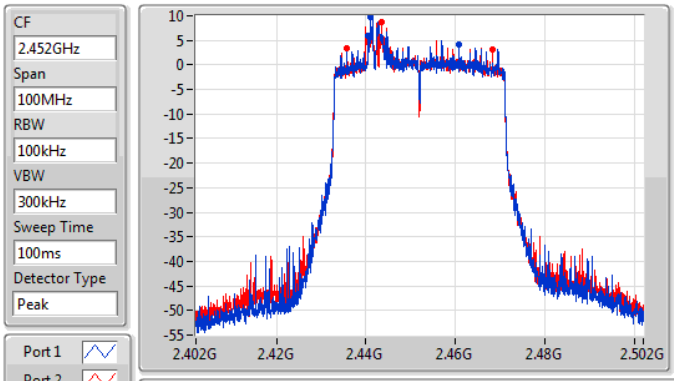

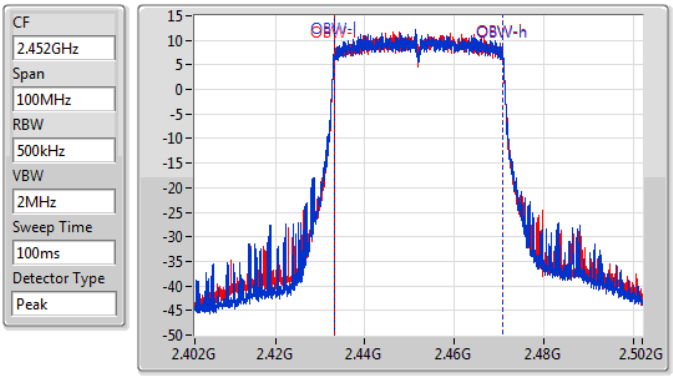

6dB(Hz)	Fl-6dB(Hz)	Fh-6dB(Hz)	OBW(Hz)	Fl-OBW(Hz)	Fh-OBW(Hz)	Limit(Hz)	Port
20.35M	2.4404G	2.46075G	37.831M	2.433059G	2.470891G	500k	1
32.5M	2.43575G	2.46825G	37.681M	2.433159G	2.470841G	500k	2

Summary

Mode	Total Power (dBm)	Total Power (W)
2.4-2.4835GHz	-	-
802.11b_Nss1,(1Mbps)_2TX	29.80	0.95499
802.11g_Nss1,(6Mbps)_2TX	29.62	0.91622
802.11ax HEW20_Nss1,(MCS0)_2TX	29.34	0.85901
802.11ax HEW40_Nss1,(MCS0)_2TX	24.05	0.25410

Result

Mode	Result	DG (dBi)	Port 1 (dBm)	Port 2 (dBm)	Total Power (dBm)	Power Limit (dBm)
802.11b_Nss1,(1Mbps)_2TX	-	-	-	-	-	-
2412MHz	Pass	4.80	25.70	25.69	28.71	30.00
2437MHz	Pass	4.80	26.66	26.91	29.80	30.00
2462MHz	Pass	4.80	25.67	26.37	29.04	30.00
802.11g_Nss1,(6Mbps)_2TX	-	-	-	-	-	-
2412MHz	Pass	4.80	22.48	22.80	25.65	30.00
2417MHz	Pass	4.80	23.45	23.71	26.59	30.00
2437MHz	Pass	4.80	26.47	26.74	29.62	30.00
2457MHz	Pass	4.80	23.69	24.43	27.09	30.00
2462MHz	Pass	4.80	21.78	22.51	25.17	30.00
802.11ax HEW20_Nss1,(MCS0)_2TX	-	-	-	-	-	-
2412MHz	Pass	4.80	22.05	22.27	25.17	30.00
2417MHz	Pass	4.80	23.94	24.27	27.12	30.00
2437MHz	Pass	4.80	26.27	26.38	29.34	30.00
2457MHz	Pass	4.80	22.76	23.28	26.04	30.00
2462MHz	Pass	4.80	20.40	20.91	23.67	30.00
802.11ax HEW40_Nss1,(MCS0)_2TX	-	-	-	-	-	-
2422MHz	Pass	4.80	20.36	20.67	23.53	30.00
2437MHz	Pass	4.80	20.87	21.21	24.05	30.00
2452MHz	Pass	4.80	19.40	19.72	22.57	30.00

DG = Directional Gain; **Port X** = Port X output power

Summary

Mode	Total Power (dBm)	Total Power (W)
2.4-2.4835GHz	-	-
802.11ax HEW20-BF_Nss1,(MCS0)_2TX	26.18	0.41495
802.11ax HEW40-BF_Nss1,(MCS0)_2TX	24.18	0.26182

Result

Mode	Result	DG (dBi)	Port 1 (dBm)	Port 2 (dBm)	Total Power (dBm)	Power Limit (dBm)
802.11ax HEW20-BF_Nss1,(MCS0)_2TX	-	-	-	-	-	-
2412MHz	Pass	7.81	21.14	21.21	24.19	28.19
2437MHz	Pass	7.81	23.13	22.87	26.01	28.19
2457MHz	Pass	7.81	22.70	23.59	26.18	28.19
2462MHz	Pass	7.81	19.27	19.21	22.25	28.19
802.11ax HEW40-BF_Nss1,(MCS0)_2TX	-	-	-	-	-	-
2422MHz	Pass	7.81	19.19	19.56	22.39	28.19
2437MHz	Pass	7.81	21.66	20.62	24.18	28.19
2447MHz	Pass	7.81	18.56	18.22	21.40	28.19
2452MHz	Pass	7.81	18.19	18.73	21.48	28.19

DG = Directional Gain; **Port X** = Port X output power

Summary

Mode	PD (dBm/RBW)
2.4-2.4835GHz	-
802.11b_Nss1,(1Mbps)_2TX	4.89
802.11g_Nss1,(6Mbps)_2TX	1.66
802.11ax HEW20_Nss1,(MCS0)_2TX	1.95
802.11ax HEW40_Nss1,(MCS0)_2TX	-5.20

RBW = 500 kHz for 5.725-5.85GHz band / 1MHz for other band;

Result

Mode	Result	DG (dBi)	Port 1 (dBm/RBW)	Port 2 (dBm/RBW)	PD (dBm/RBW)	PD Limit (dBm/RBW)
802.11b_Nss1,(1Mbps)_2TX	-	-	-	-	-	-
2412MHz	Pass	7.81	2.48	1.72	4.66	6.19
2437MHz	Pass	7.81	2.60	2.33	4.89	6.19
2462MHz	Pass	7.81	1.54	3.61	4.27	6.19
802.11g_Nss1,(6Mbps)_2TX	-	-	-	-	-	-
2412MHz	Pass	7.81	-5.42	-4.44	-3.05	6.19
2437MHz	Pass	7.81	0.04	0.53	1.66	6.19
2462MHz	Pass	7.81	-5.71	-5.18	-3.51	6.19
802.11ax HEW20_Nss1,(MCS0)_2TX	-	-	-	-	-	-
2412MHz	Pass	7.81	-4.66	-4.17	-1.70	6.19
2437MHz	Pass	7.81	0.29	-0.47	1.95	6.19
2462MHz	Pass	7.81	-5.18	-5.01	-3.82	6.19
802.11ax HEW40_Nss1,(MCS0)_2TX	-	-	-	-	-	-
2422MHz	Pass	7.81	-8.23	-7.98	-7.06	6.19
2437MHz	Pass	7.81	-8.08	-7.48	-5.20	6.19
2452MHz	Pass	7.81	-9.89	-8.43	-6.71	6.19

DG = Directional Gain; **RBW** = 500 kHz for 5.725-5.85GHz band / 1MHz for other band;
PD = trace bin-by-bin of each transmits port summing can be performed maximum power density; **Port X** = Port X power density;

802.11b_Nss1,(1Mbps)_2TX PSD

2412MHz

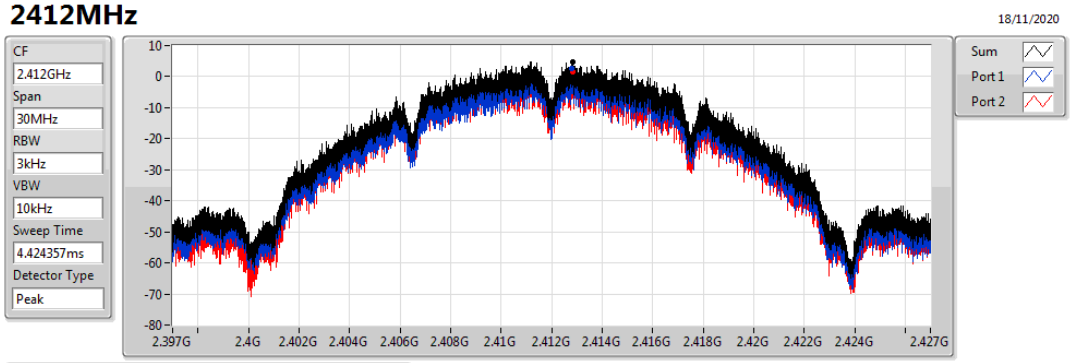

Sum	PD	Port 1	Port 2
(dBm/RBW)	(dBm/RBW)	(dBm/RBW)	(dBm/RBW)
4.66	4.66	2.48	1.72

802.11b_Nss1,(1Mbps)_2TX PSD

2437MHz

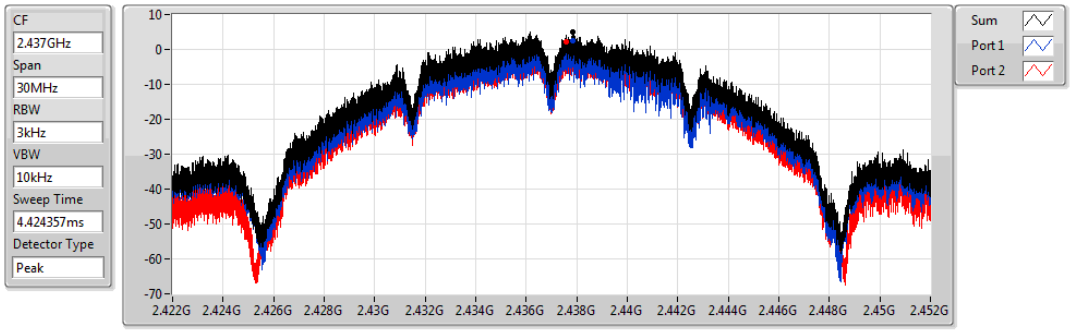

Sum	PD	Port 1	Port 2
(dBm/RBW)	(dBm/RBW)	(dBm/RBW)	(dBm/RBW)
4.89	4.89	2.60	2.33

802.11b_Nss1,(1Mbps)_2TX PSD

2462MHz

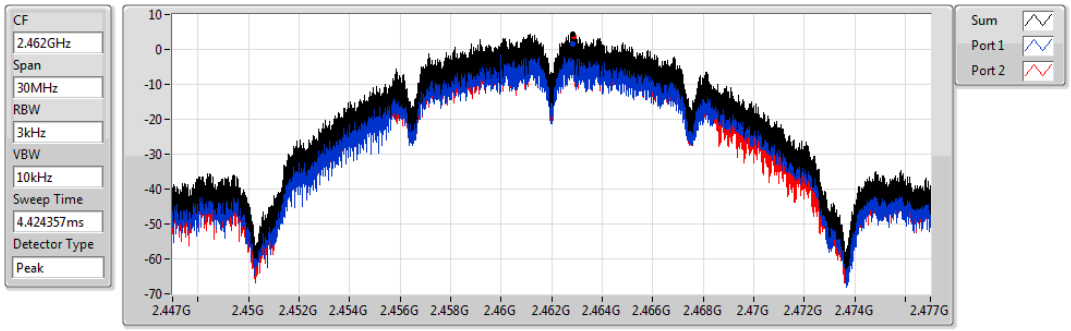

Sum	PD	Port 1	Port 2
(dBm/RBW)	(dBm/RBW)	(dBm/RBW)	(dBm/RBW)
4.27	4.27	1.54	3.61

802.11g_Nss1,(6Mbps)_2TX PSD

2412MHz

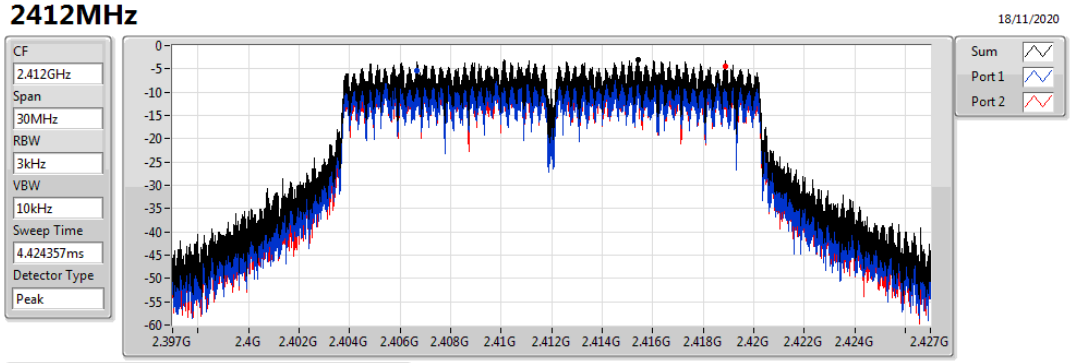

Sum	PD	Port 1	Port 2
(dBm/RBW)	(dBm/RBW)	(dBm/RBW)	(dBm/RBW)
-3.05	-3.05	-5.42	-4.44

802.11g_Nss1,(6Mbps)_2TX PSD

2437MHz

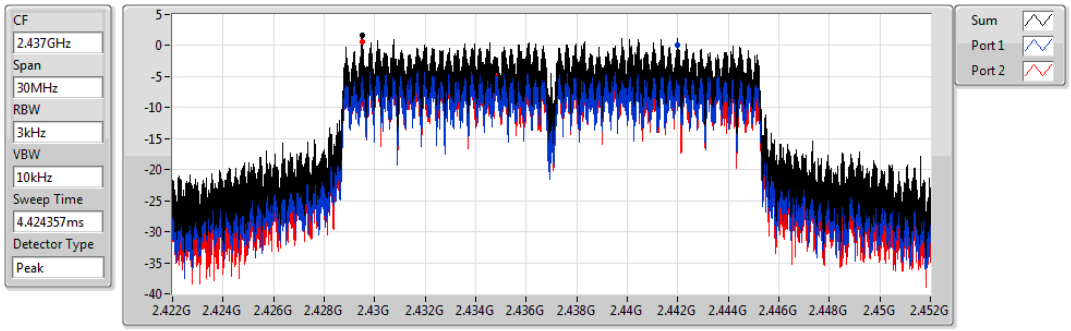

Sum	PD	Port 1	Port 2
(dBm/RBW)	(dBm/RBW)	(dBm/RBW)	(dBm/RBW)
1.66	1.66	0.04	0.53

802.11g_Nss1,(6Mbps)_2TX PSD

2462MHz

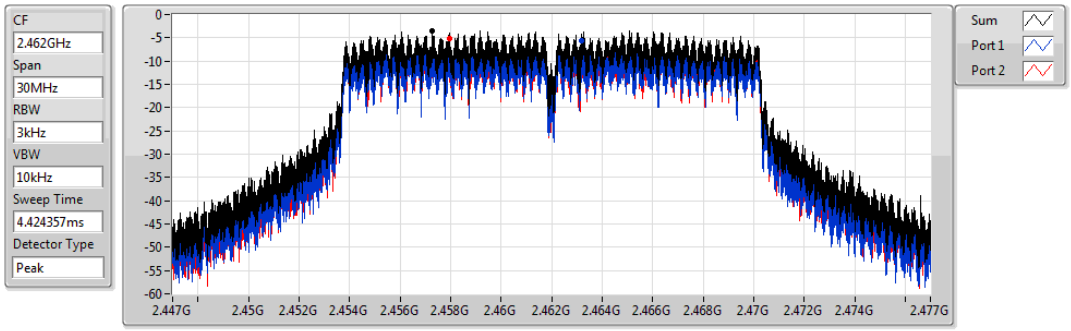

Sum	PD	Port 1	Port 2
(dBm/RBW)	(dBm/RBW)	(dBm/RBW)	(dBm/RBW)
-3.51	-3.51	-5.71	-5.18

802.11ax HEW20_Nss1,(MCS0)_2TX PSD

2412MHz

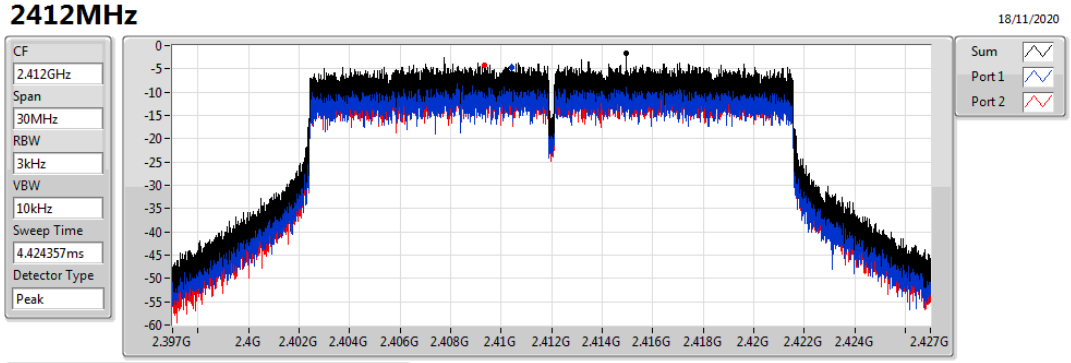

Sum	PD	Port 1	Port 2
(dBm/RBW)	(dBm/RBW)	(dBm/RBW)	(dBm/RBW)
-1.70	-1.70	-4.66	-4.17

802.11ax HEW20_Nss1,(MCS0)_2TX PSD

2437MHz

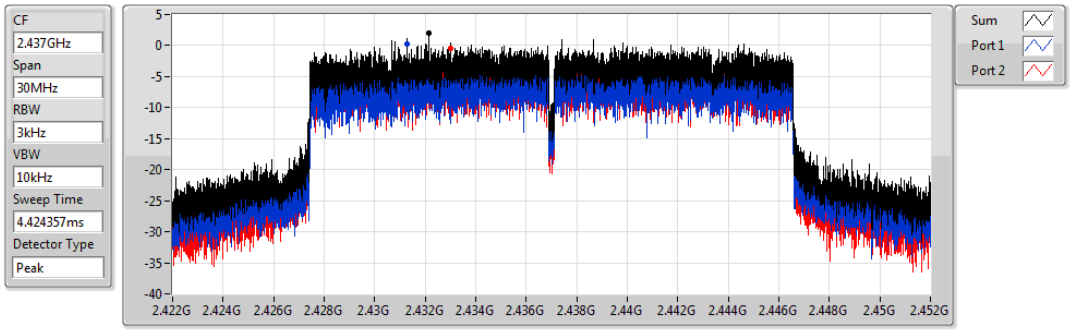

Sum	PD	Port 1	Port 2
(dBm/RBW)	(dBm/RBW)	(dBm/RBW)	(dBm/RBW)
1.95	1.95	0.29	-0.47

802.11ax HEW20_Nss1,(MCS0)_2TX PSD

2462MHz

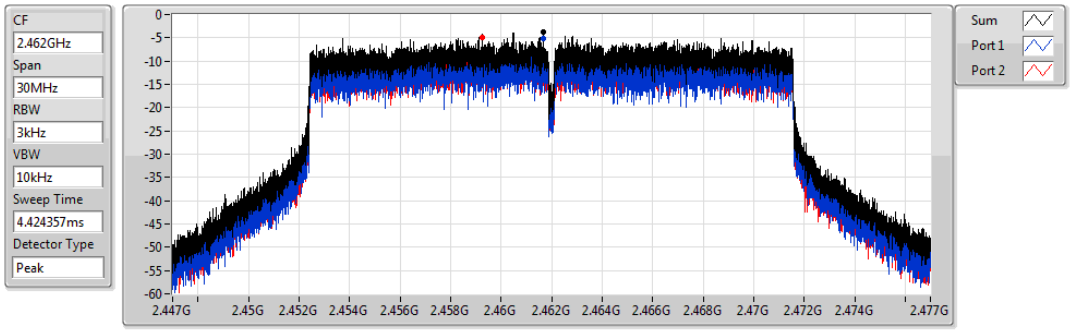

Sum	PD	Port 1	Port 2
(dBm/RBW)	(dBm/RBW)	(dBm/RBW)	(dBm/RBW)
-3.82	-3.82	-5.18	-5.01

802.11ax HEW40_Nss1,(MCS0)_2TX PSD

2422MHz

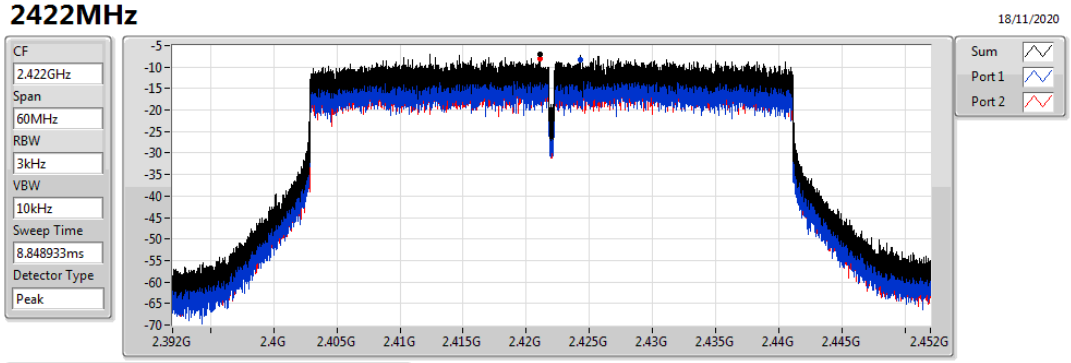

Sum	PD	Port 1	Port 2
(dBm/RBW)	(dBm/RBW)	(dBm/RBW)	(dBm/RBW)
-7.06	-7.06	-8.23	-7.98

802.11ax HEW40_Nss1,(MCS0)_2TX PSD

2437MHz

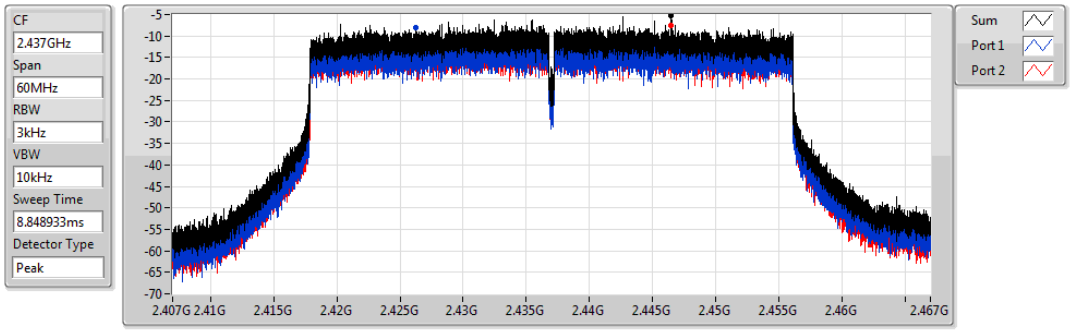

Sum	PD	Port 1	Port 2
(dBm/RBW)	(dBm/RBW)	(dBm/RBW)	(dBm/RBW)
-5.20	-5.20	-8.08	-7.48

802.11ax HEW40_Nss1,(MCS0)_2TX PSD

2452MHz

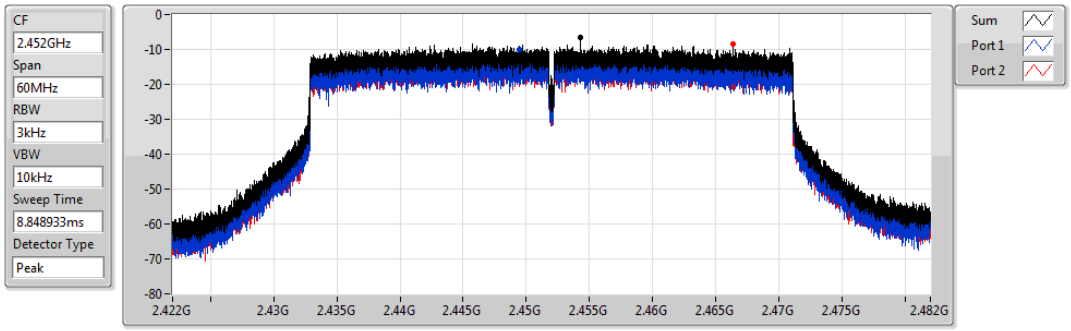

Sum	PD	Port 1	Port 2
(dBm/RBW)	(dBm/RBW)	(dBm/RBW)	(dBm/RBW)
-6.71	-6.71	-9.89	-8.43

Summary

Mode	PD (dBm/RBW)
2.4-2.4835GHz	-
802.11ax HEW20-BF_Nss1,(MCS0)_2TX	-0.25
802.11ax HEW40-BF_Nss1,(MCS0)_2TX	-2.88

RBW = 500 kHz for 5.725-5.85GHz band / 1MHz for other band;

Result

Mode	Result	DG (dBi)	Port 1 (dBm/RBW)	Port 2 (dBm/RBW)	PD (dBm/RBW)	PD Limit (dBm/RBW)
802.11ax HEW20-BF_Nss1,(MCS0)_2TX	-	-	-	-	-	-
2412MHz	Pass	7.81	-2.80	-2.97	-1.89	6.19
2437MHz	Pass	7.81	-1.17	-1.20	-0.25	6.19
2462MHz	Pass	7.81	-7.76	-6.02	-4.54	6.19
802.11ax HEW40-BF_Nss1,(MCS0)_2TX	-	-	-	-	-	-
2422MHz	Pass	7.81	-7.53	-4.31	-2.88	6.19
2437MHz	Pass	7.81	-4.36	-5.38	-3.62	6.19
2452MHz	Pass	7.81	-7.26	-10.32	-6.89	6.19

DG = Directional Gain; **RBW** = 500 kHz for 5.725-5.85GHz band / 1MHz for other band;
PD = trace bin-by-bin of each transmits port summing can be performed maximum power density; **Port X** = Port X power density;

802.11ax HEW20-BF_Nss1,(MCS0)_2TX PSD

2412MHz

19/11/2020

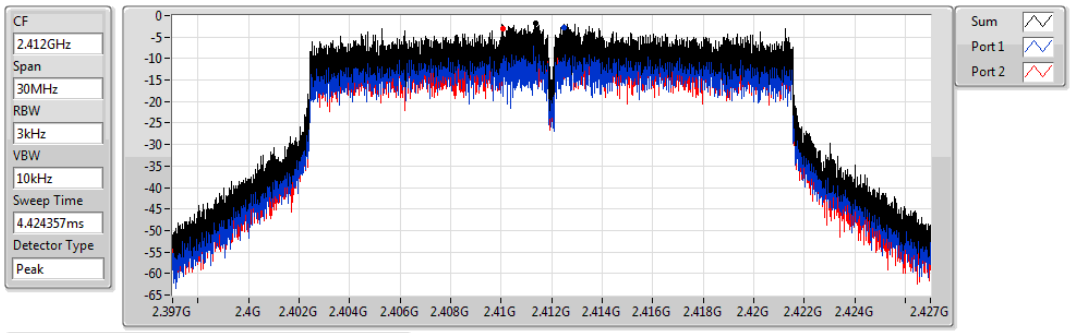

Sum	PD	Port 1	Port 2
(dBm/RBW)	(dBm/RBW)	(dBm/RBW)	(dBm/RBW)
-1.89	-1.89	-2.80	-2.97

802.11ax HEW20-BF_Nss1,(MCS0)_2TX PSD

2437MHz

19/11/2020

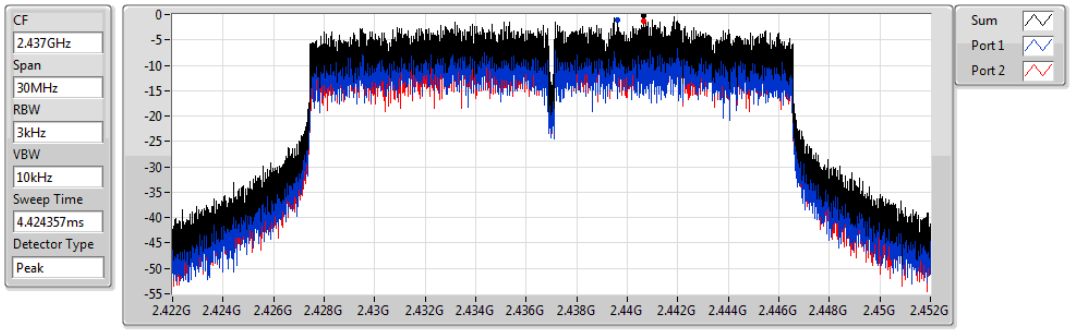

Sum	PD	Port 1	Port 2
(dBm/RBW)	(dBm/RBW)	(dBm/RBW)	(dBm/RBW)
-0.25	-0.25	-1.17	-1.20

802.11ax HEW20-BF_Nss1,(MCS0)_2TX PSD

2462MHz

19/11/2020

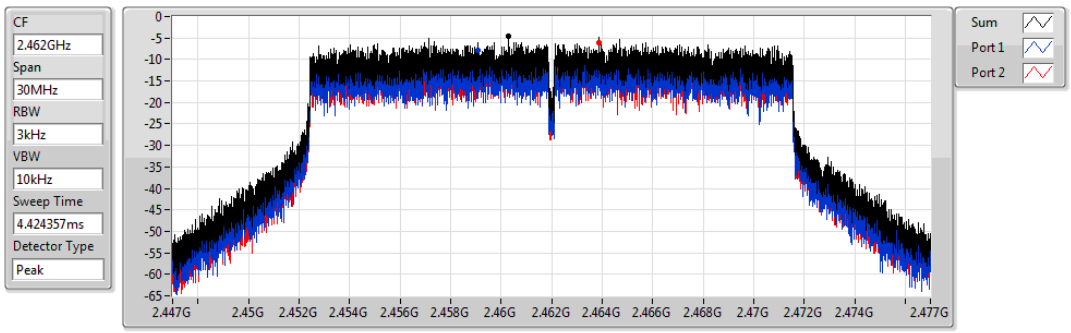

Sum	PD	Port 1	Port 2
(dBm/RBW)	(dBm/RBW)	(dBm/RBW)	(dBm/RBW)
-4.54	-4.54	-7.76	-6.02

802.11ax HEW40-BF_Nss1,(MCS0)_2TX PSD

2422MHz

19/11/2020

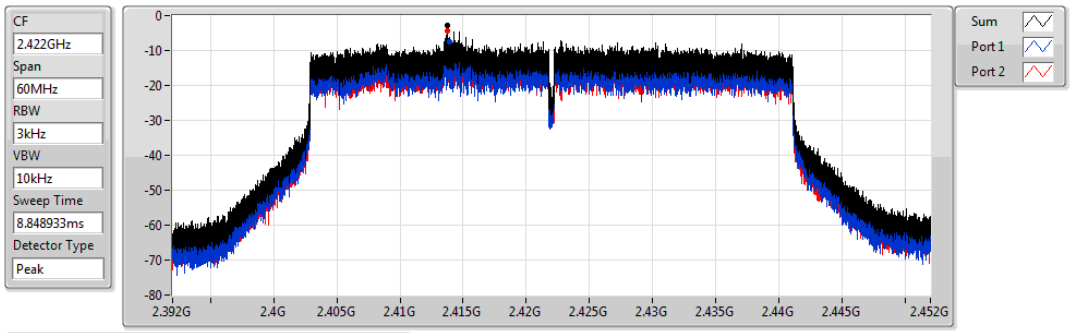

Sum	PD	Port 1	Port 2
(dBm/RBW)	(dBm/RBW)	(dBm/RBW)	(dBm/RBW)
-2.88	-2.88	-7.53	-4.31

802.11ax HEW40-BF_Nss1,(MCS0)_2TX PSD

2437MHz

19/11/2020

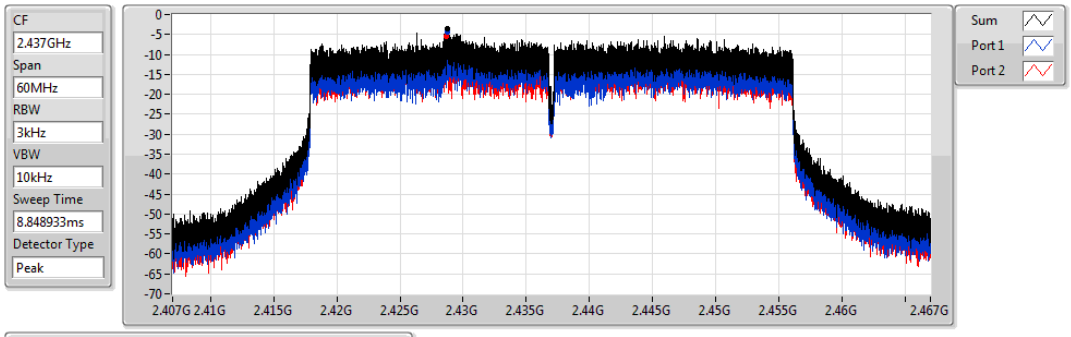

Sum	PD	Port 1	Port 2
(dBm/RBW)	(dBm/RBW)	(dBm/RBW)	(dBm/RBW)
-3.62	-3.62	-4.36	-5.38

802.11ax HEW40-BF_Nss1,(MCS0)_2TX PSD

2452MHz

19/11/2020

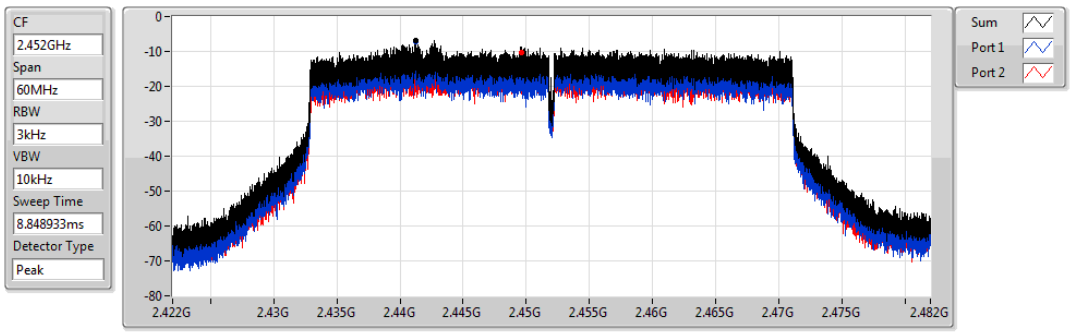

Sum	PD	Port 1	Port 2
(dBm/RBW)	(dBm/RBW)	(dBm/RBW)	(dBm/RBW)
-6.89	-6.89	-7.26	-10.32

Summary

Mode	Result	Ref (Hz)	Ref (dBm)	Limit (dBm)	Freq (Hz)	Level (dBm)	Freq (Hz)	Level (dBm)	Freq (Hz)	Level (dBm)	Freq (Hz)	Level (dBm)	Freq (Hz)	Level (dBm)	Port
2.4-2.4835GHz	-	-	-	-	-	-	-	-	-	-	-	-	-	-	-
802.11b_Nss1,(1Mbps)_2TX	Pass	2.43653G	17.91	-12.09	938.41M	-52.98	2.39852G	-27.58	2.4G	-33.48	2.51522G	-50.62	23.39293G	-43.12	1
802.11g_Nss1,(6Mbps)_2TX	Pass	2.43574G	16.28	-13.72	2.30961G	-51.85	2.3999G	-22.59	2.4G	-22.98	2.51858G	-49.35	16.55726G	-43.04	1
802.11ax HEW20_Nss1,(MCS0)_2TX	Pass	2.43073G	16.01	-13.99	951.52M	-52.28	2.39994G	-20.49	2.4G	-21.35	2.4973G	-49.74	24.85109G	-43.37	2
802.11ax HEW40_Nss1,(MCS0)_2TX	Pass	2.42572G	7.09	-22.91	799.44M	-51.53	2.39988G	-29.08	2.4G	-28.12	2.52962G	-50.12	16.61436G	-43.81	2

Result

Mode	Result	Ref (Hz)	Ref (dBm)	Limit (dBm)	Freq (Hz)	Level (dBm)	Freq (Hz)	Level (dBm)	Freq (Hz)	Level (dBm)	Freq (Hz)	Level (dBm)	Freq (Hz)	Level (dBm)	Port
802.11b_Nss1,(1Mbps)_2TX	-	-	-	-	-	-	-	-	-	-	-	-	-	-	-
2412MHz	Pass	2.43653G	17.91	-12.09	938.41M	-52.98	2.39852G	-27.58	2.4G	-33.48	2.51522G	-50.62	23.39293G	-43.12	1
2412MHz	Pass	2.43653G	17.91	-12.09	159.9M	-51.69	2.3985G	-29.53	2.4G	-42.20	2.50552G	-50.38	24.99438G	-43.32	2
2437MHz	Pass	2.43653G	17.91	-12.09	756.09M	-52.99	2.39748G	-43.23	2.4835G	-51.35	2.48492G	-48.82	24.61228G	-42.52	1
2437MHz	Pass	2.43653G	17.91	-12.09	238.83M	-53.00	2.3975G	-44.32	2.4G	-46.97	2.48474G	-48.78	23.33112G	-43.19	2
2462MHz	Pass	2.43653G	17.91	-12.09	2.30408G	-52.99	2.39876G	-50.23	2.4835G	-43.36	2.4835G	-42.80	17.64737G	-43.21	1
2462MHz	Pass	2.43653G	17.91	-12.09	1.98079G	-53.47	2.39288G	-50.47	2.4835G	-44.74	2.49204G	-43.00	24.64319G	-42.99	2
802.11g_Nss1,(6Mbps)_2TX	-	-	-	-	-	-	-	-	-	-	-	-	-	-	-
2412MHz	Pass	2.43574G	16.28	-13.72	2.30961G	-51.85	2.3999G	-22.59	2.4G	-22.98	2.51858G	-49.35	16.55726G	-43.04	1
2412MHz	Pass	2.43574G	16.28	-13.72	2.09555G	-53.19	2.39988G	-23.49	2.4G	-23.36	2.48502G	-49.51	17.68671G	-43.05	2
2437MHz	Pass	2.43574G	16.28	-13.72	901.13M	-52.20	2.3995G	-33.12	2.4G	-36.76	2.48448G	-42.71	24.61509G	-42.66	1
2437MHz	Pass	2.43574G	16.28	-13.72	2.30408G	-52.47	2.3995G	-37.39	2.4G	-38.33	2.48358G	-44.24	24.93819G	-42.74	2
2462MHz	Pass	2.43574G	16.28	-13.72	159.9M	-51.65	2.39476G	-51.54	2.4835G	-42.18	2.48408G	-40.71	16.83822G	-43.03	1
2462MHz	Pass	2.43574G	16.28	-13.72	159.9M	-51.78	2.39024G	-52.15	2.4835G	-41.94	2.4837G	-39.93	24.5898G	-44.01	2
802.11ax HEW20_Nss1,(MCS0)_2TX	-	-	-	-	-	-	-	-	-	-	-	-	-	-	-
2412MHz	Pass	2.43073G	16.01	-13.99	2.16282G	-52.52	2.39992G	-20.54	2.4G	-22.94	2.50166G	-49.80	15.25925G	-43.84	1
2412MHz	Pass	2.43073G	16.01	-13.99	951.52M	-52.28	2.39994G	-20.49	2.4G	-21.35	2.4973G	-49.74	24.85109G	-43.37	2
2437MHz	Pass	2.43073G	16.01	-13.99	2.16108G	-52.31	2.39852G	-31.84	2.4G	-35.84	2.48386G	-41.75	24.59542G	-43.65	1
2437MHz	Pass	2.43073G	16.01	-13.99	2.30641G	-52.69	2.39924G	-34.72	2.4G	-36.27	2.48352G	-44.29	24.89886G	-43.10	2
2462MHz	Pass	2.43073G	16.01	-13.99	159.9M	-51.40	2.3963G	-51.90	2.4835G	-41.74	2.4835G	-37.31	23.5896G	-43.03	1
2462MHz	Pass	2.43073G	16.01	-13.99	2.11156G	-53.57	2.39438G	-51.35	2.4835G	-41.03	2.484G	-39.36	24.68814G	-44.03	2
802.11ax HEW40_Nss1,(MCS0)_2TX	-	-	-	-	-	-	-	-	-	-	-	-	-	-	-
2422MHz	Pass	2.42572G	7.09	-22.91	2.07612G	-53.21	2.4G	-29.75	2.4G	-28.47	2.48498G	-49.91	24.56249G	-43.00	1
2422MHz	Pass	2.42572G	7.09	-22.91	799.44M	-51.53	2.39988G	-29.08	2.4G	-28.12	2.52962G	-50.12	16.61436G	-43.81	2
2437MHz	Pass	2.42572G	7.09	-22.91	2.10818G	-52.95	2.39756G	-42.13	2.4G	-43.15	2.48366G	-43.36	24.58212G	-43.46	1
2437MHz	Pass	2.42572G	7.09	-22.91	2.30741G	-53.15	2.39908G	-42.12	2.4G	-41.87	2.48414G	-42.53	16.28062G	-43.57	2
2452MHz	Pass	2.42572G	7.09	-22.91	921.1M	-52.98	2.39996G	-49.53	2.4835G	-40.87	2.4845G	-36.87	24.62699G	-43.28	1
2452MHz	Pass	2.42572G	7.09	-22.91	2.30597G	-52.44	2.39752G	-49.45	2.4835G	-42.29	2.48574G	-36.27	16.61997G	-43.07	2

802.11b_Nss1,(1Mbps)_2TX **CSE NdB**

2412MHz

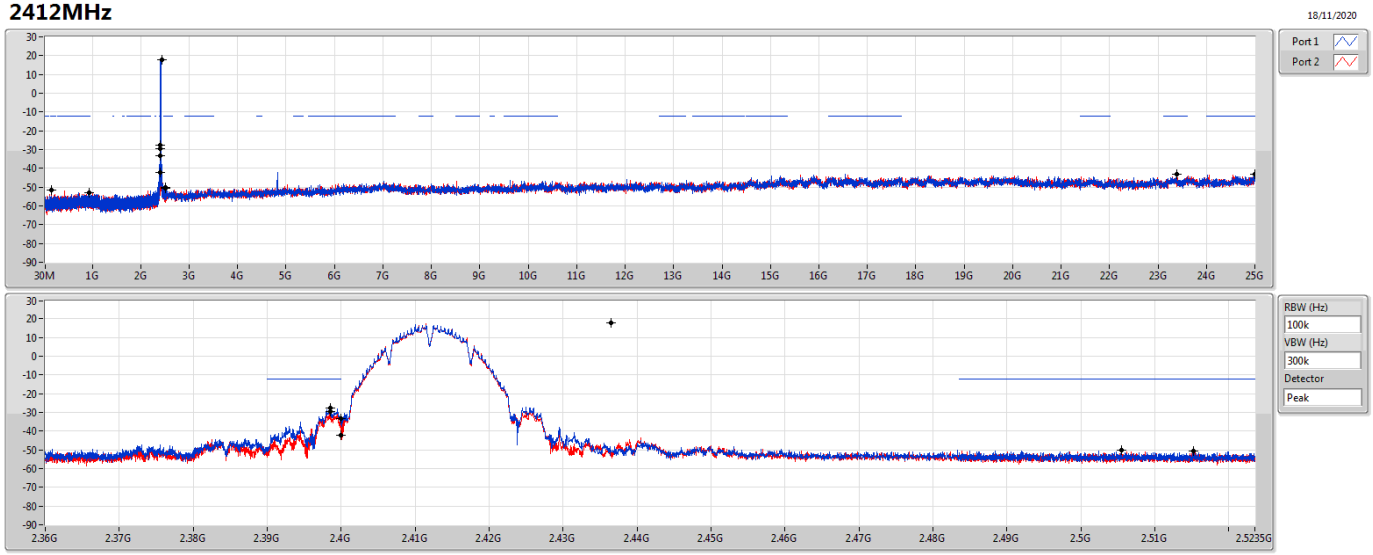

Ref(Hz)	Ref(dBm)	Limit(dBm)	Freq(Hz)	Level(dBm)	Freq(Hz)	Level(dBm)	Freq(Hz)	Level(dBm)	Freq(Hz)	Level(dBm)	Freq(Hz)	Level(dBm)	Port
2.43653G	17.91	-12.09	938.41M	-52.98	2.39852G	-27.58	2.4G	-33.48	2.51522G	-50.62	23.39293G	-43.12	1
2.43653G	17.91	-12.09	159.9M	-51.69	2.3985G	-29.53	2.4G	-42.20	2.50552G	-50.38	24.99438G	-43.32	2

802.11b_Nss1,(1Mbps)_2TX **CSE NdB**

2437MHz

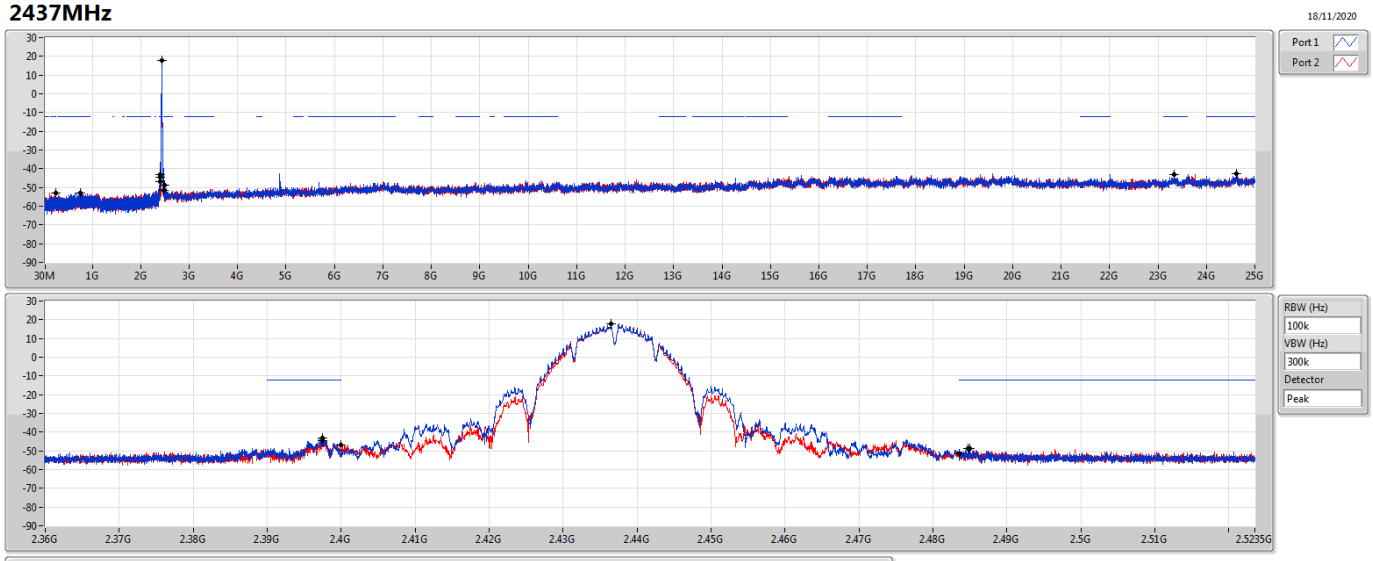

Ref(Hz)	Ref(dBm)	Limit(dBm)	Freq(Hz)	Level(dBm)	Freq(Hz)	Level(dBm)	Freq(Hz)	Level(dBm)	Freq(Hz)	Level(dBm)	Freq(Hz)	Level(dBm)	Port
2.43653G	17.91	-12.09	756.09M	-52.99	2.39748G	-43.23	2.4835G	-51.35	2.48492G	-48.82	24.61228G	-42.52	1
2.43653G	17.91	-12.09	238.83M	-53.00	2.3975G	-44.32	2.4G	-46.97	2.48474G	-48.78	23.33112G	-43.19	2

802.11b_Nss1,(1Mbps)_2TX **CSE NdB**

2462MHz

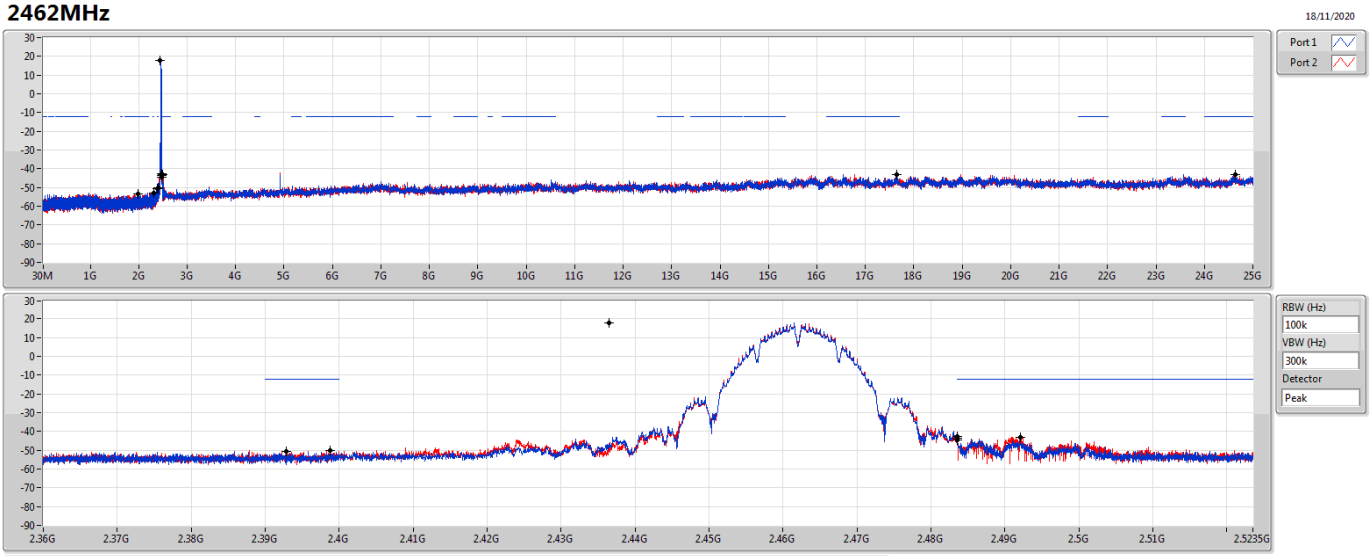

Ref(Hz)	Ref(dBm)	Limit(dBm)	Freq(Hz)	Level(dBm)	Freq(Hz)	Level(dBm)	Freq(Hz)	Level(dBm)	Freq(Hz)	Level(dBm)	Freq(Hz)	Level(dBm)	Port
2.43653G	17.91	-12.09	2.30408G	-52.99	2.39876G	-50.23	2.4835G	-43.36	2.4835G	-42.80	17.64737G	-43.21	1
2.43653G	17.91	-12.09	1.98079G	-53.47	2.39288G	-50.47	2.4835G	-44.74	2.49204G	-43.00	24.64319G	-42.99	2

802.11g_Nss1,(6Mbps)_2TX **CSE NdB**

2412MHz

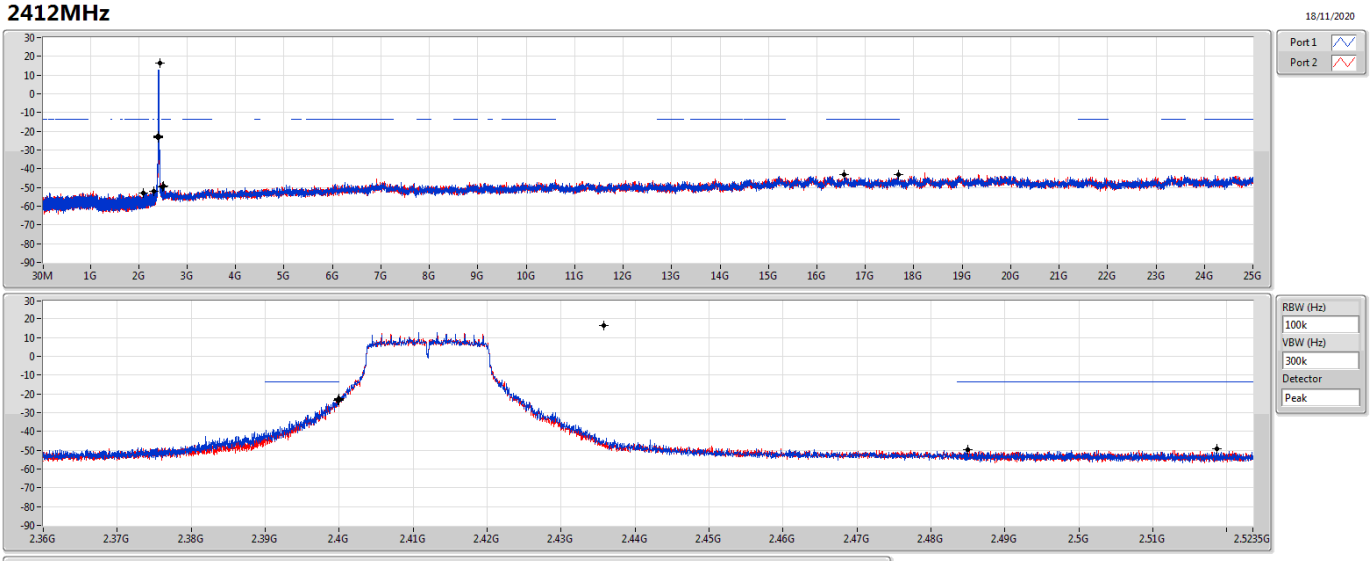

Ref(Hz)	Ref(dBm)	Limit(dBm)	Freq(Hz)	Level(dBm)	Freq(Hz)	Level(dBm)	Freq(Hz)	Level(dBm)	Freq(Hz)	Level(dBm)	Freq(Hz)	Level(dBm)	Port
2.43574G	16.28	-13.72	2.30961G	-51.85	2.3999G	-22.59	2.4G	-22.98	2.51858G	-49.35	16.55726G	-43.04	1
2.43574G	16.28	-13.72	2.09555G	-53.19	2.39988G	-23.49	2.4G	-23.36	2.48502G	-49.51	17.68671G	-43.05	2

802.11g_Nss1,(6Mbps)_2TX **CSE NdB**

2437MHz

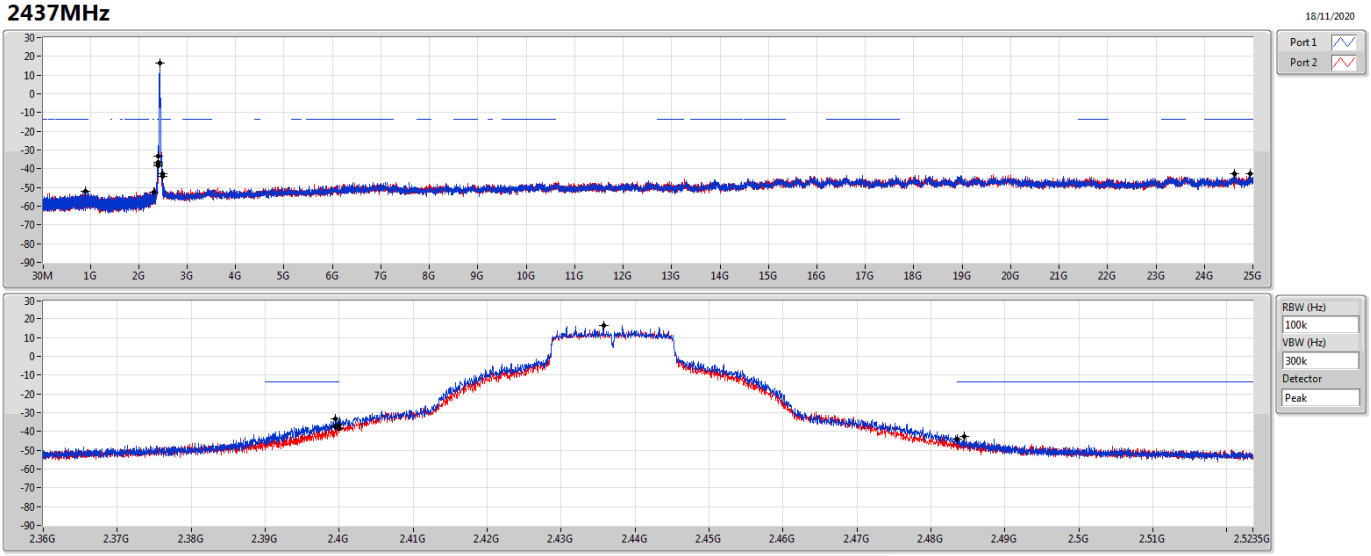

Ref(Hz)	Ref(dBm)	Limit(dBm)	Freq(Hz)	Level(dBm)	Freq(Hz)	Level(dBm)	Freq(Hz)	Level(dBm)	Freq(Hz)	Level(dBm)	Freq(Hz)	Level(dBm)	Port
2.43574G	16.28	-13.72	901.13M	-52.20	2.3995G	-33.12	2.4G	-36.76	2.48448G	-42.71	24.61509G	-42.66	1
2.43574G	16.28	-13.72	2.30408G	-52.47	2.3995G	-37.39	2.4G	-38.33	2.48358G	-44.24	24.93819G	-42.74	2

802.11g_Nss1,(6Mbps)_2TX **CSE NdB**

2462MHz

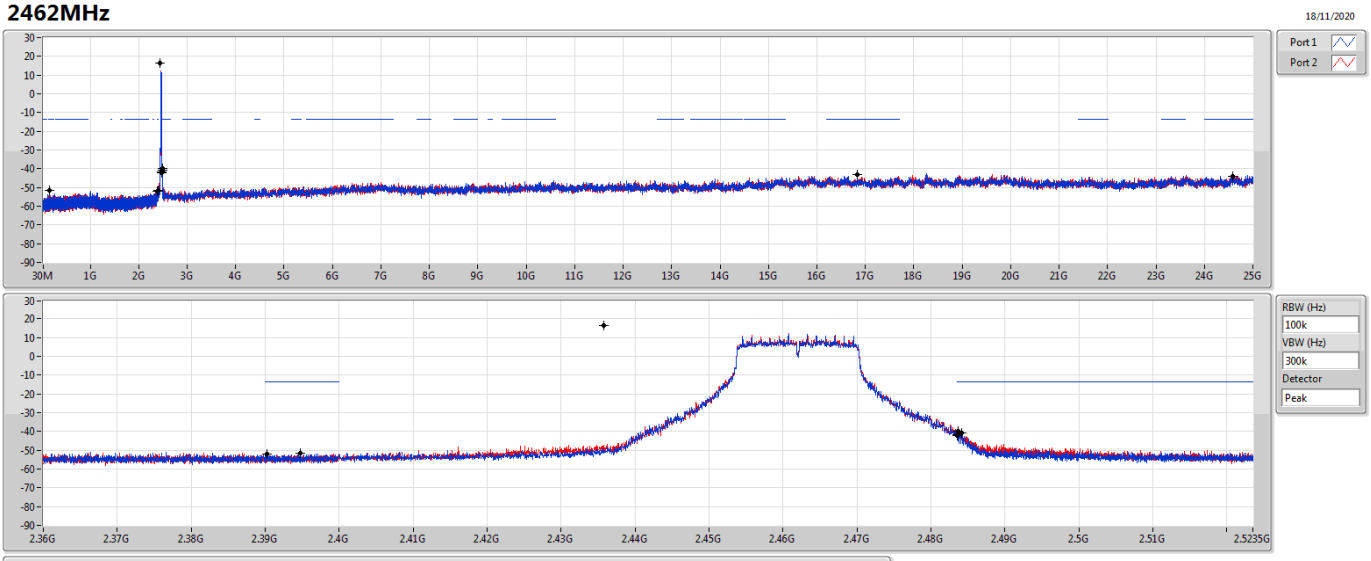

Ref(Hz)	Ref(dBm)	Limit(dBm)	Freq(Hz)	Level(dBm)	Freq(Hz)	Level(dBm)	Freq(Hz)	Level(dBm)	Freq(Hz)	Level(dBm)	Freq(Hz)	Level(dBm)	Port
2.43574G	16.28	-13.72	159.9M	-51.65	2.39476G	-51.54	2.4835G	-42.18	2.48408G	-40.71	16.83822G	-43.03	1
2.43574G	16.28	-13.72	159.9M	-51.78	2.39024G	-52.15	2.4835G	-41.94	2.4837G	-39.93	24.5898G	-44.01	2

802.11ax HEW20_Nss1,(MCS0)_2TX **CSE NdB**

2412MHz

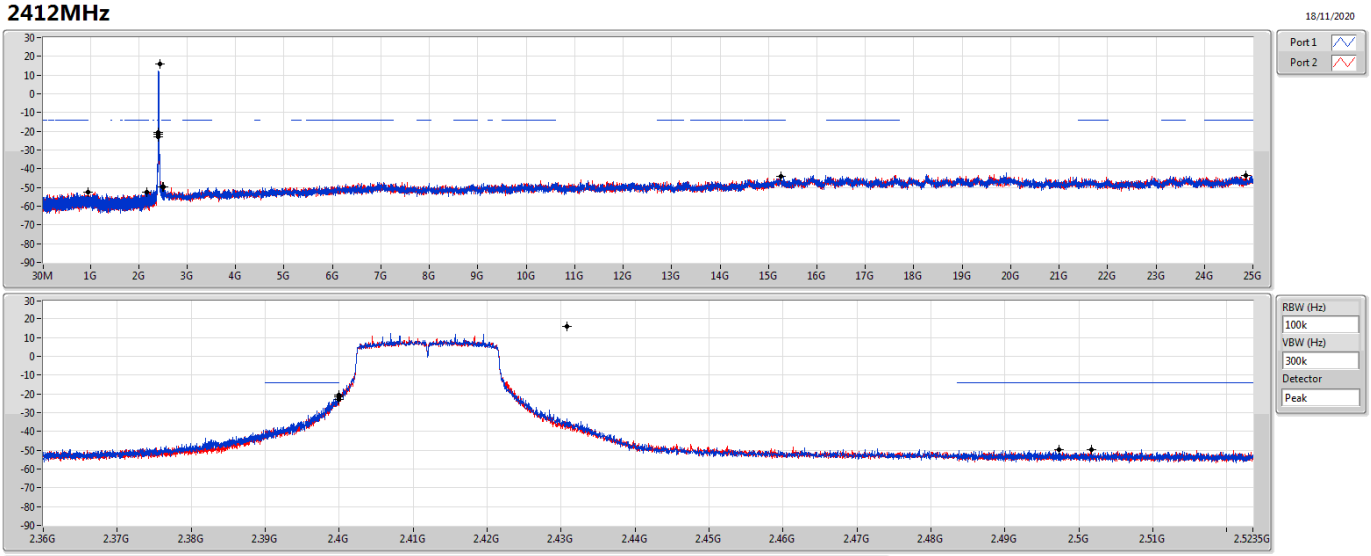

Ref(Hz)	Ref(dBm)	Limit(dBm)	Freq(Hz)	Level(dBm)	Freq(Hz)	Level(dBm)	Freq(Hz)	Level(dBm)	Freq(Hz)	Level(dBm)	Freq(Hz)	Level(dBm)	Port
2.43073G	16.01	-13.99	2.16282G	-52.52	2.39992G	-20.54	2.4G	-22.94	2.50166G	-49.80	15.25925G	-43.84	1
2.43073G	16.01	-13.99	951.52M	-52.28	2.39994G	-20.49	2.4G	-21.35	2.4973G	-49.74	24.85109G	-43.37	2

802.11ax HEW20_Nss1,(MCS0)_2TX **CSE NdB**

2437MHz

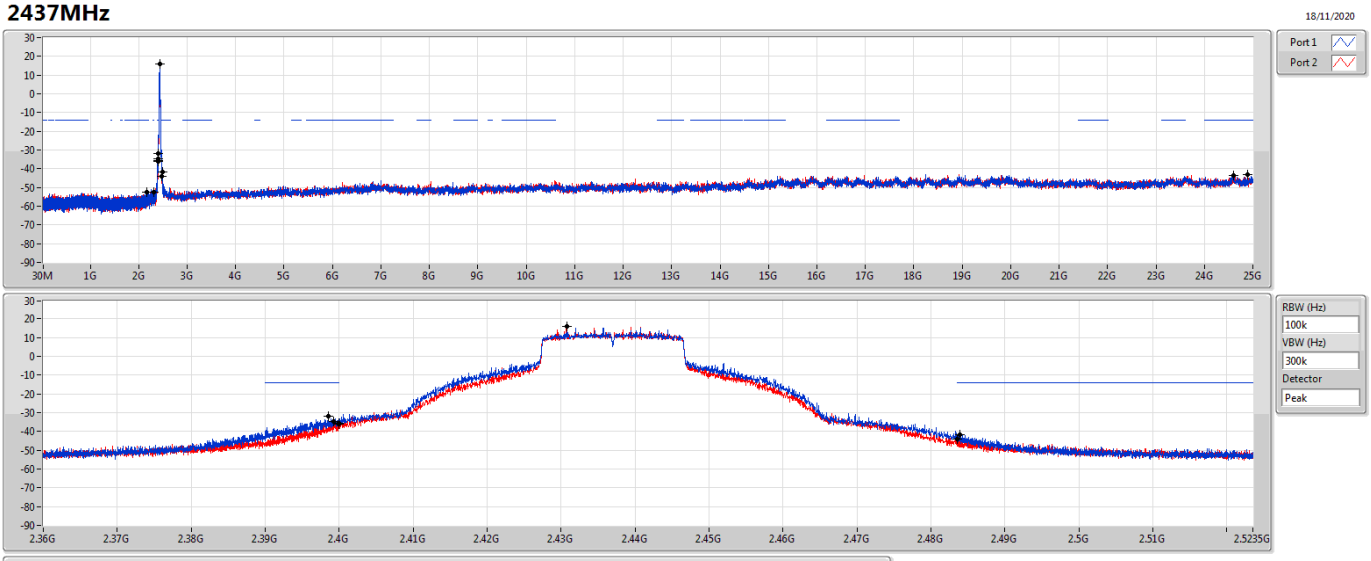

Ref(Hz)	Ref(dBm)	Limit(dBm)	Freq(Hz)	Level(dBm)	Freq(Hz)	Level(dBm)	Freq(Hz)	Level(dBm)	Freq(Hz)	Level(dBm)	Freq(Hz)	Level(dBm)	Port
2.43073G	16.01	-13.99	2.16108G	-52.31	2.39852G	-31.84	2.4G	-35.84	2.48386G	-41.75	24.59542G	-43.65	1
2.43073G	16.01	-13.99	2.30641G	-52.69	2.39924G	-34.72	2.4G	-36.27	2.48352G	-44.29	24.89886G	-43.10	2

802.11ax HEW20_Nss1,(MCS0)_2TX **CSE NdB**

2462MHz

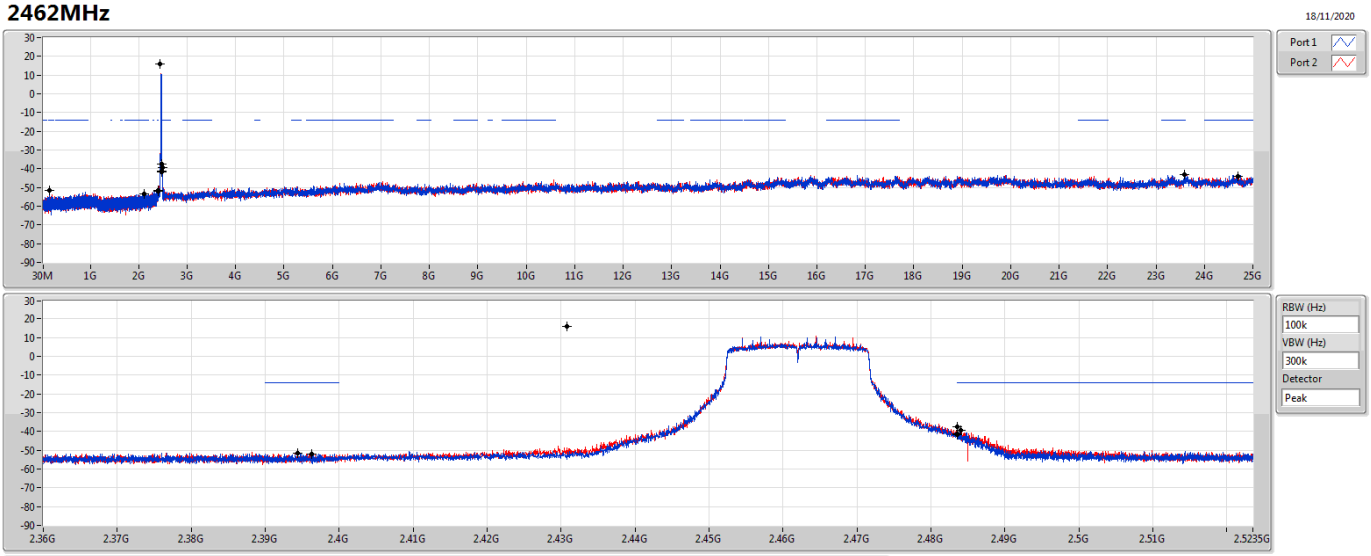

Ref(Hz)	Ref(dBm)	Limit(dBm)	Freq(Hz)	Level(dBm)	Freq(Hz)	Level(dBm)	Freq(Hz)	Level(dBm)	Freq(Hz)	Level(dBm)	Freq(Hz)	Level(dBm)	Port
2.43073G	16.01	-13.99	159.9M	-51.40	2.3963G	-51.90	2.4835G	-41.74	2.4835G	-37.31	23.5896G	-43.03	1
2.43073G	16.01	-13.99	2.11156G	-53.57	2.39438G	-51.35	2.4835G	-41.03	2.484G	-39.36	24.68814G	-44.03	2

802.11ax HEW40_Nss1,(MCS0)_2TX **CSE NdB**

2422MHz

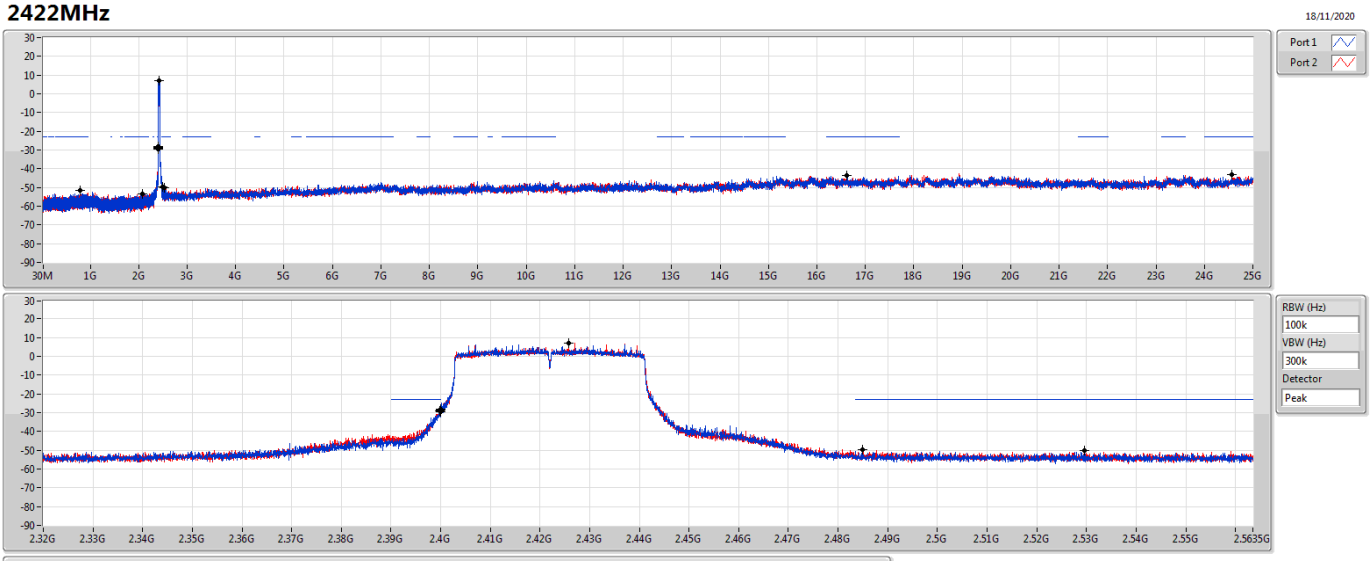

Ref(Hz)	Ref(dBm)	Limit(dBm)	Freq(Hz)	Level(dBm)	Freq(Hz)	Level(dBm)	Freq(Hz)	Level(dBm)	Freq(Hz)	Level(dBm)	Freq(Hz)	Level(dBm)	Port
2.42572G	7.09	-22.91	2.07612G	-53.21	2.4G	-29.75	2.4G	-28.47	2.48498G	-49.91	24.56249G	-43.00	1
2.42572G	7.09	-22.91	799.44M	-51.53	2.39988G	-29.08	2.4G	-28.12	2.52962G	-50.12	16.61436G	-43.81	2

802.11ax HEW40_Nss1,(MCS0)_2TX **CSE NdB**

2437MHz

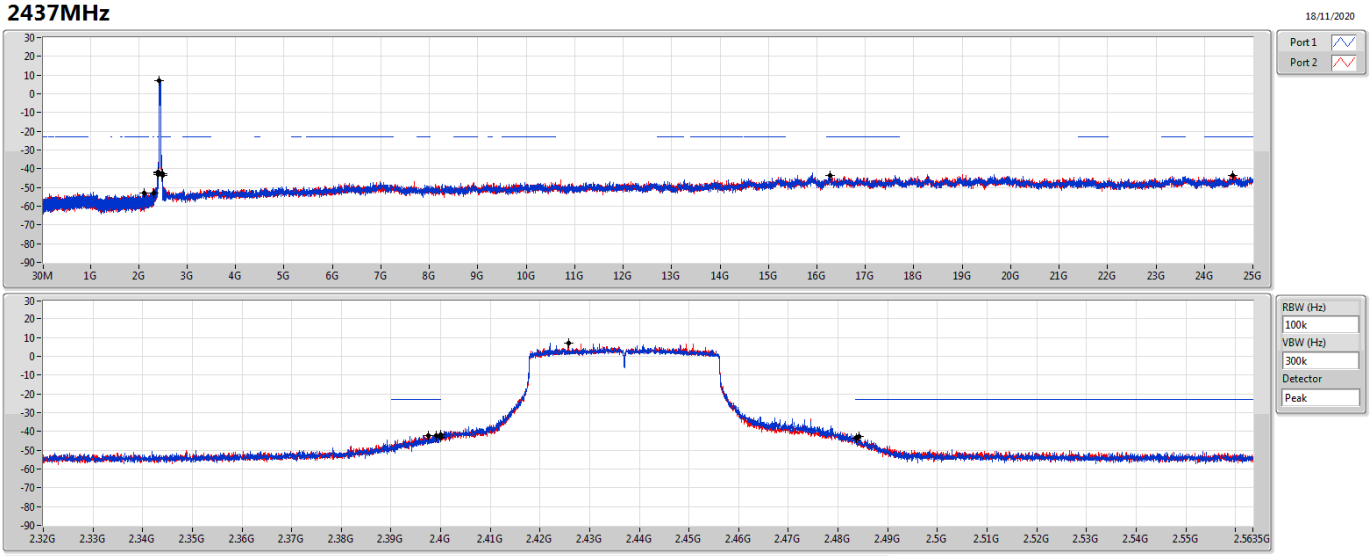

Ref(Hz)	Ref(dBm)	Limit(dBm)	Freq(Hz)	Level(dBm)	Freq(Hz)	Level(dBm)	Freq(Hz)	Level(dBm)	Freq(Hz)	Level(dBm)	Freq(Hz)	Level(dBm)	Port
2.42572G	7.09	-22.91	2.10818G	-52.95	2.39756G	-42.13	2.4G	-43.15	2.48366G	-43.36	24.58212G	-43.46	1
2.42572G	7.09	-22.91	2.30741G	-53.15	2.39908G	-42.12	2.4G	-41.87	2.48414G	-42.53	16.28062G	-43.57	2

802.11ax HEW40_Nss1,(MCS0)_2TX **CSE NdB**

2452MHz

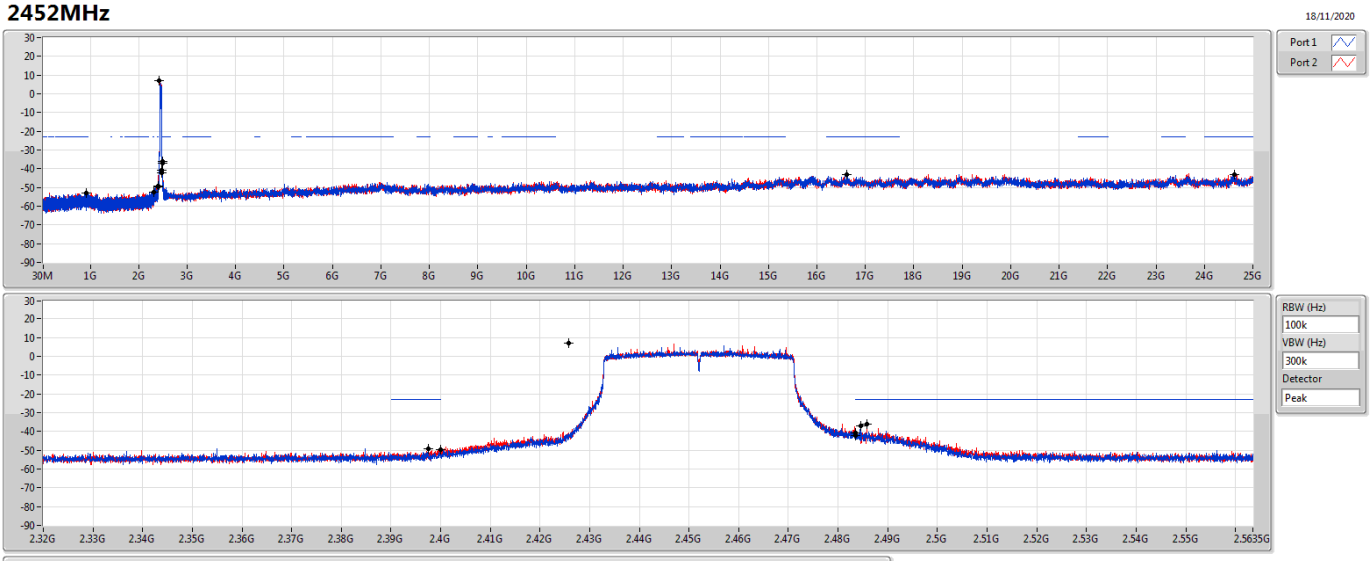

Ref(Hz)	Ref(dBm)	Limit(dBm)	Freq(Hz)	Level(dBm)	Freq(Hz)	Level(dBm)	Freq(Hz)	Level(dBm)	Freq(Hz)	Level(dBm)	Freq(Hz)	Level(dBm)	Port
2.42572G	7.09	-22.91	921.1M	-52.98	2.39996G	-49.53	2.4835G	-40.87	2.4845G	-36.87	24.62699G	-43.28	1
2.42572G	7.09	-22.91	2.30597G	-52.44	2.39752G	-49.45	2.4835G	-42.29	2.48574G	-36.27	16.61997G	-43.07	2

Summary

Mode	Result	Ref (Hz)	Ref (dBm)	Limit (dBm)	Freq (Hz)	Level (dBm)	Freq (Hz)	Level (dBm)	Freq (Hz)	Level (dBm)	Freq (Hz)	Level (dBm)	Freq (Hz)	Level (dBm)	Port
2.4-2.4835GHz	-	-	-	-	-	-	-	-	-	-	-	-	-	-	-
802.11ax HEW20-BF_Nss1,(MCS0)_2TX	Pass	2.43649G	14.59	-15.41	823.66M	-47.93	2.39948G	-22.19	2.4G	-21.98	2.48522G	-46.14	24.91571G	-38.07	1
802.11ax HEW40-BF_Nss1,(MCS0)_2TX	Pass	2.42897G	11.30	-18.70	159.96M	-47.43	2.39856G	-27.44	2.4G	-41.80	2.48774G	-39.65	24.98878G	-37.62	2

Result

Mode	Result	Ref (Hz)	Ref (dBm)	Limit (dBm)	Freq (Hz)	Level (dBm)	Freq (Hz)	Level (dBm)	Freq (Hz)	Level (dBm)	Freq (Hz)	Level (dBm)	Freq (Hz)	Level (dBm)	Port
802.11ax HEW20-BF_Nss1,(MCS0)_2TX	-	-	-	-	-	-	-	-	-	-	-	-	-	-	-
2412MHz	Pass	2.43649G	14.59	-15.41	823.66M	-47.93	2.39948G	-22.19	2.4G	-21.98	2.48522G	-46.14	24.91571G	-38.07	1
2412MHz	Pass	2.43649G	14.59	-15.41	823.95M	-49.16	2.3998G	-22.27	2.4G	-24.20	2.5029G	-46.48	24.64038G	-38.73	2
2437MHz	Pass	2.43649G	14.59	-15.41	1.74925G	-47.89	2.39874G	-44.67	2.4G	-46.45	2.51934G	-46.70	24.93538G	-38.56	1
2437MHz	Pass	2.43649G	14.59	-15.41	619.49M	-48.78	2.39972G	-46.36	2.4G	-48.10	2.494G	-46.17	17.65861G	-39.38	2
2462MHz	Pass	2.43649G	14.59	-15.41	759.87M	-47.81	2.3976G	-47.96	2.4835G	-45.12	2.48426G	-42.90	23.25807G	-38.41	1
2462MHz	Pass	2.43649G	14.59	-15.41	2.11244G	-47.60	2.39692G	-47.64	2.4835G	-40.96	2.48468G	-42.44	17.63895G	-38.76	2
802.11ax HEW40-BF_Nss1,(MCS0)_2TX	-	-	-	-	-	-	-	-	-	-	-	-	-	-	-
2422MHz	Pass	2.42897G	11.30	-18.70	1.93814G	-48.07	2.39928G	-29.28	2.4G	-31.59	2.5475G	-46.85	16.21611G	-38.36	1
2422MHz	Pass	2.42897G	11.30	-18.70	159.96M	-47.75	2.39976G	-29.41	2.4G	-29.71	2.54666G	-46.69	24.93269G	-39.31	2
2437MHz	Pass	2.42897G	11.30	-18.70	2.12879G	-48.11	2.39976G	-27.86	2.4G	-40.87	2.48594G	-38.56	17.69411G	-38.92	1
2437MHz	Pass	2.42897G	11.30	-18.70	159.96M	-47.43	2.39856G	-27.44	2.4G	-41.80	2.48774G	-39.65	24.98878G	-37.62	2
2452MHz	Pass	2.42897G	11.30	-18.70	159.96M	-48.52	2.3972G	-48.03	2.4835G	-44.47	2.48822G	-36.44	16.25257G	-38.19	1
2452MHz	Pass	2.42897G	11.30	-18.70	1.94587G	-49.17	2.4G	-47.06	2.4835G	-41.69	2.48638G	-36.39	24.15583G	-39.02	2

802.11ax HEW20-BF_Nss1,(MCS0)_2TX **CSE NdB**

2412MHz

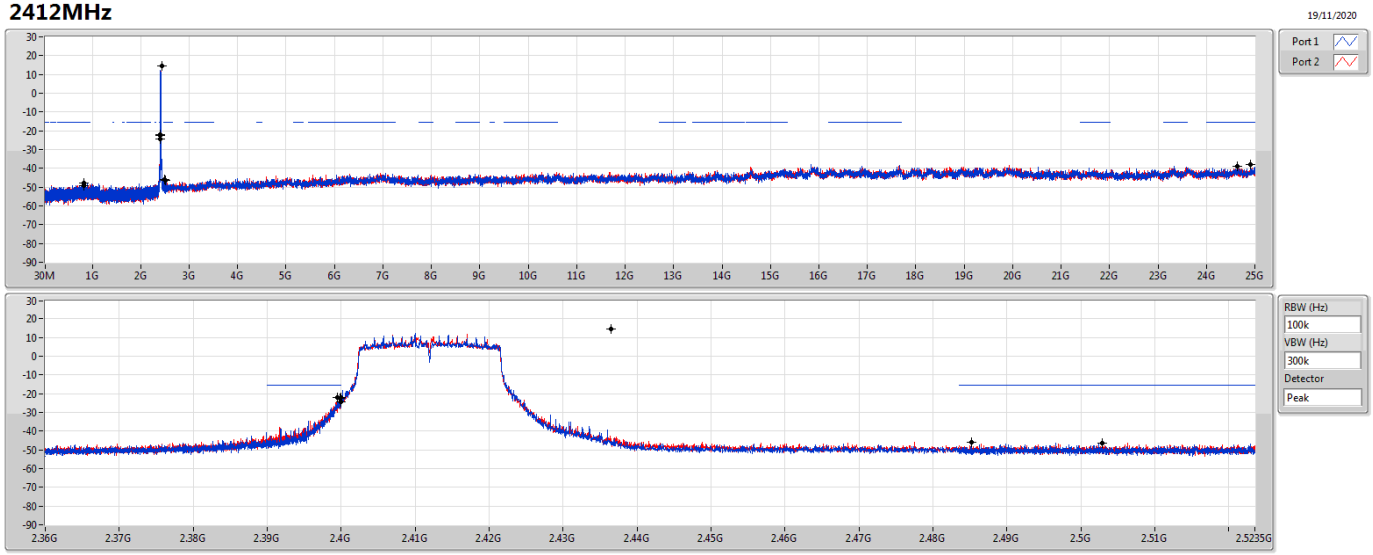

Ref(Hz)	Ref(dBm)	Limit(dBm)	Freq(Hz)	Level(dBm)	Freq(Hz)	Level(dBm)	Freq(Hz)	Level(dBm)	Freq(Hz)	Level(dBm)	Freq(Hz)	Level(dBm)	Port
2.43649G	14.59	-15.41	823.66M	-47.93	2.39948G	-22.19	2.4G	-21.98	2.48522G	-46.14	24.91571G	-38.07	1
2.43649G	14.59	-15.41	823.95M	-49.16	2.3998G	-22.27	2.4G	-24.20	2.5029G	-46.48	24.64038G	-38.73	2

802.11ax HEW20-BF_Nss1,(MCS0)_2TX **CSE NdB**

2437MHz

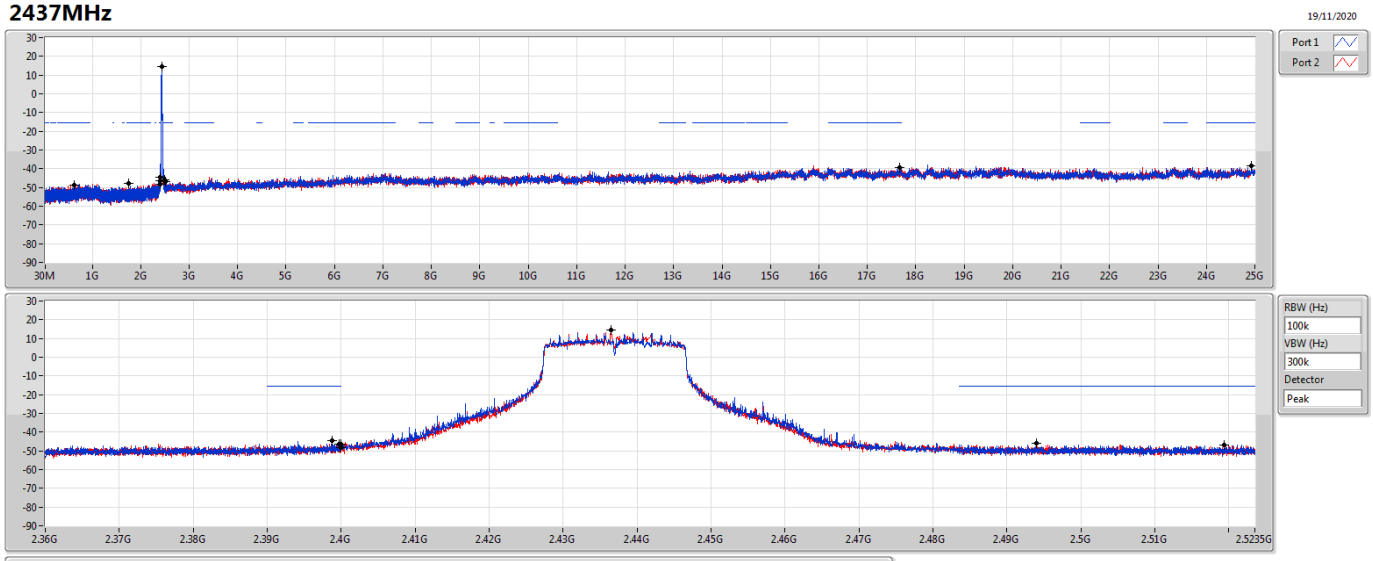

Ref(Hz)	Ref(dBm)	Limit(dBm)	Freq(Hz)	Level(dBm)	Freq(Hz)	Level(dBm)	Freq(Hz)	Level(dBm)	Freq(Hz)	Level(dBm)	Freq(Hz)	Level(dBm)	Port
2.43649G	14.59	-15.41	1.74925G	-47.89	2.39874G	-44.67	2.4G	-46.45	2.51934G	-46.70	24.93538G	-38.56	1
2.43649G	14.59	-15.41	619.49M	-48.78	2.39972G	-46.36	2.4G	-48.10	2.494G	-46.17	17.65861G	-39.38	2

802.11ax HEW20-BF_Nss1,(MCS0)_2TX **CSE NdB**

2462MHz

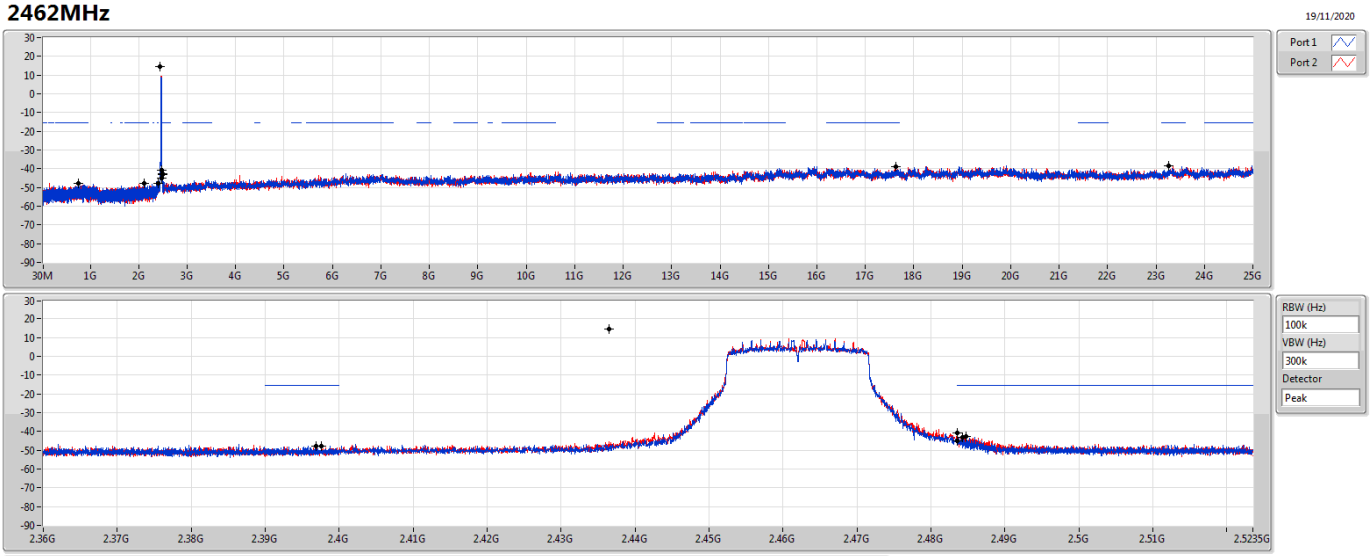

Ref(Hz)	Ref(dBm)	Limit(dBm)	Freq(Hz)	Level(dBm)	Freq(Hz)	Level(dBm)	Freq(Hz)	Level(dBm)	Freq(Hz)	Level(dBm)	Freq(Hz)	Level(dBm)	Port
2.43649G	14.59	-15.41	759.87M	-47.81	2.3976G	-47.96	2.4835G	-45.12	2.48426G	-42.90	23.25807G	-38.41	1
2.43649G	14.59	-15.41	2.11244G	-47.60	2.39692G	-47.64	2.4835G	-40.96	2.48468G	-42.44	17.63895G	-38.76	2

802.11ax HEW40-BF_Nss1,(MCS0)_2TX **CSE NdB**

2422MHz

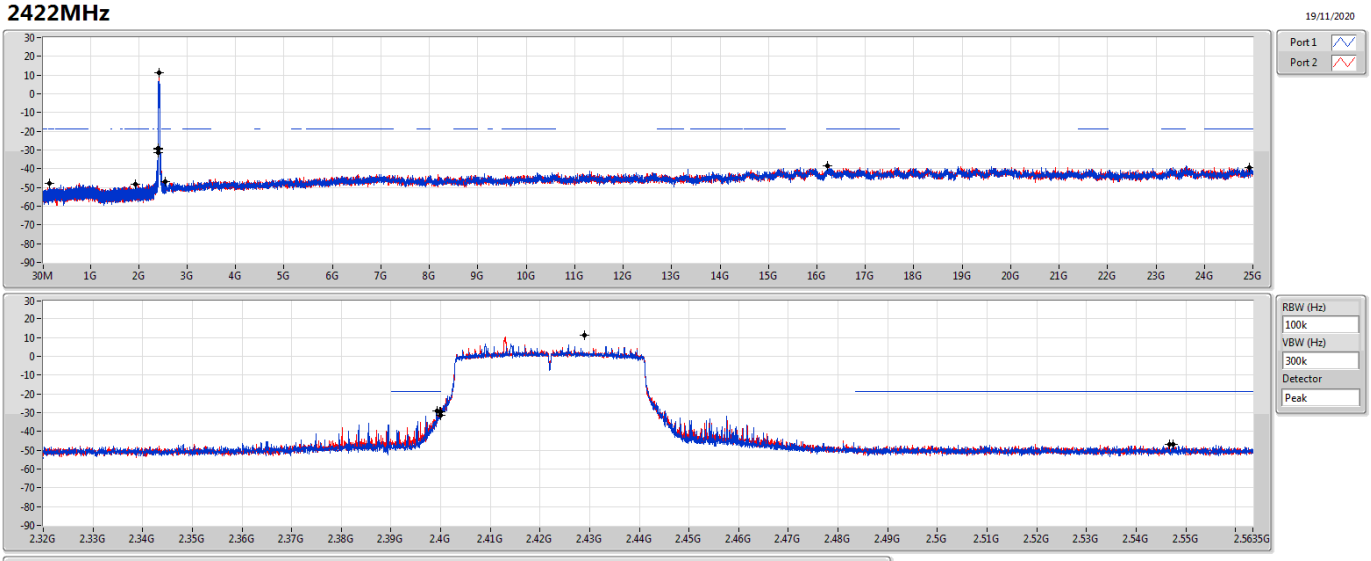

Ref(Hz)	Ref(dBm)	Limit(dBm)	Freq(Hz)	Level(dBm)	Freq(Hz)	Level(dBm)	Freq(Hz)	Level(dBm)	Freq(Hz)	Level(dBm)	Freq(Hz)	Level(dBm)	Port
2.42897G	11.30	-18.70	1.93814G	-48.07	2.39928G	-29.28	2.4G	-31.59	2.5475G	-46.85	16.21611G	-38.36	1
2.42897G	11.30	-18.70	159.96M	-47.75	2.39976G	-29.41	2.4G	-29.71	2.54666G	-46.69	24.93269G	-39.31	2

802.11ax HEW40-BF_Nss1,(MCS0)_2TX **CSE NdB**

2437MHz

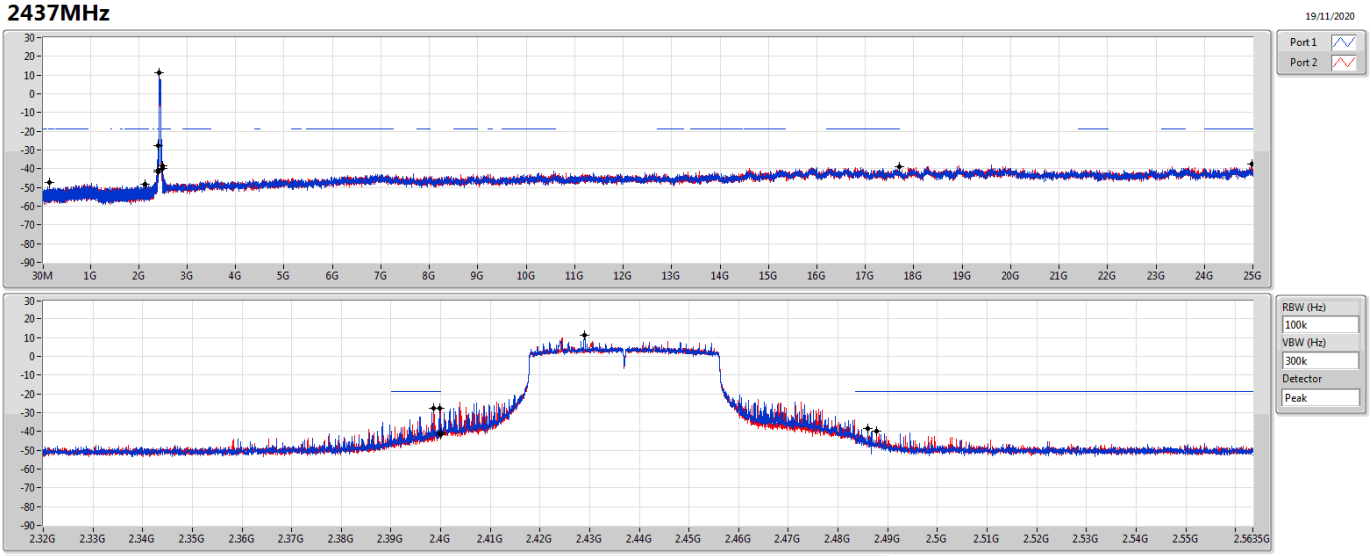

Ref(Hz)	Ref(dBm)	Limit(dBm)	Freq(Hz)	Level(dBm)	Freq(Hz)	Level(dBm)	Freq(Hz)	Level(dBm)	Freq(Hz)	Level(dBm)	Freq(Hz)	Level(dBm)	Port
2.42897G	11.30	-18.70	2.12879G	-48.11	2.39976G	-27.86	2.4G	-40.87	2.48594G	-38.56	17.69411G	-38.92	1
2.42897G	11.30	-18.70	159.96M	-47.43	2.39856G	-27.44	2.4G	-41.80	2.48774G	-39.65	24.98878G	-37.62	2

802.11ax HEW40-BF_Nss1,(MCS0)_2TX **CSE NdB**

2452MHz

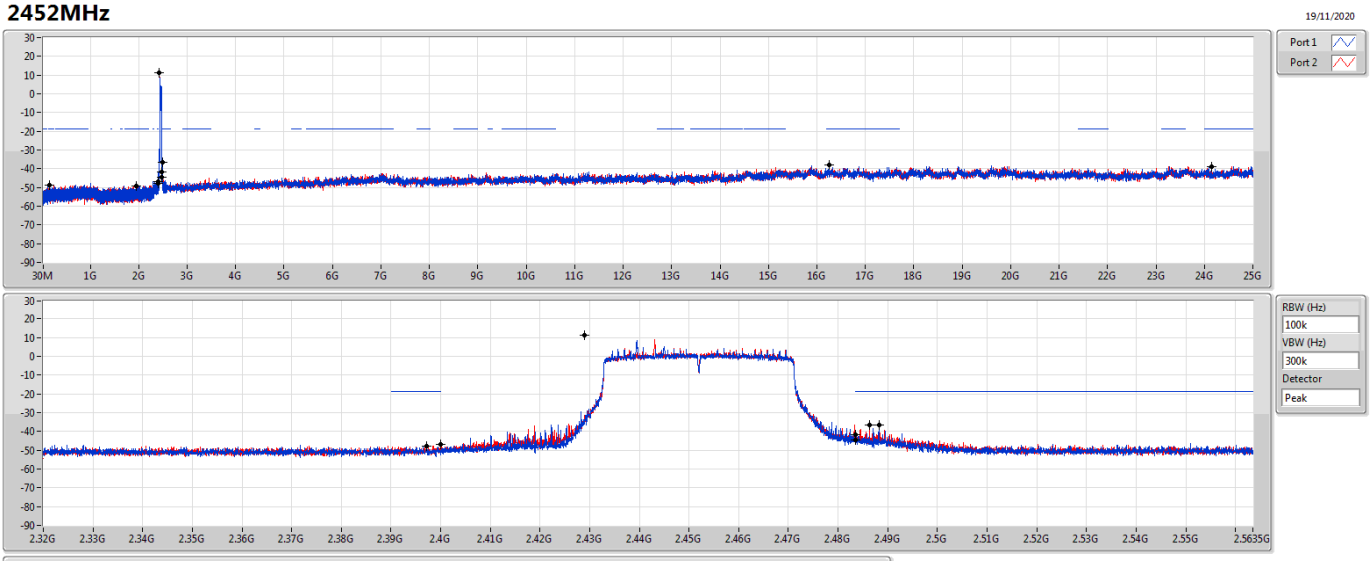

Ref(Hz)	Ref(dBm)	Limit(dBm)	Freq(Hz)	Level(dBm)	Freq(Hz)	Level(dBm)	Freq(Hz)	Level(dBm)	Freq(Hz)	Level(dBm)	Freq(Hz)	Level(dBm)	Port
2.42897G	11.30	-18.70	159.96M	-48.52	2.3972G	-48.03	2.4835G	-44.47	2.48822G	-36.44	16.25257G	-38.19	1
2.42897G	11.30	-18.70	1.94587G	-49.17	2.4G	-47.06	2.4835G	-41.69	2.48638G	-36.39	24.15583G	-39.02	2

Summary

Mode	Result	Type	Freq (Hz)	Level (dBuV/m)	Limit (dBuV/m)	Margin (dB)	Condition
Mode 1	Pass	QP	43.58M	36.94	40.00	-3.06	Vertical

Mode 1

17/03/2021

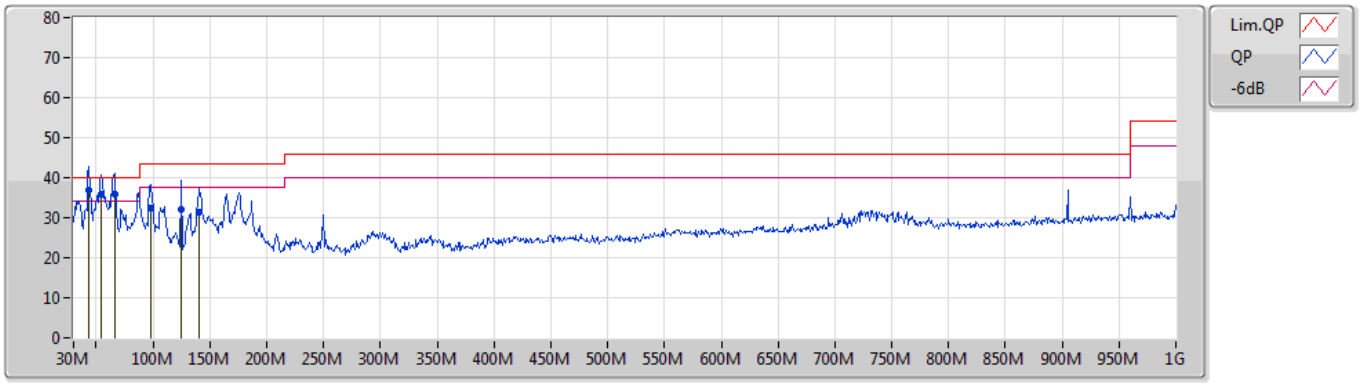

Type	Freq	Level	Limit	Margin	Factor	Dist	Condition	Azimuth	Height	Comment	Raw	AF	CL	PA
	(Hz)	(dBuV/m)	(dBuV/m)	(dB)	(dB)	(m)		(°)	(m)		(dBuV/m)	(dB/m)	(dB)	(dB)
QP	43.58M	36.94	40.00	-3.06	-13.67	3	Vertical	165	1.00	"Worst"	50.61	17.19	0.60	31.46
QP	54.25M	35.77	40.00	-4.23	-17.77	3	Vertical	260	1.00	-	53.54	13.28	0.68	31.73
QP	65.89M	36.02	40.00	-3.98	-18.49	3	Vertical	200	1.00	-	54.51	12.52	0.80	31.81
QP	97.9M	32.33	43.50	-11.17	-14.40	3	Vertical	165	1.50	-	46.73	16.39	1.10	31.89
QP	125.06M	32.17	43.50	-11.33	-12.41	3	Vertical	183	1.00	-	44.58	18.06	1.30	31.77
QP	140.58M	31.44	43.50	-12.06	-13.64	3	Vertical	209	1.00	-	45.08	17.07	1.30	32.01

Mode 1

17/03/2021

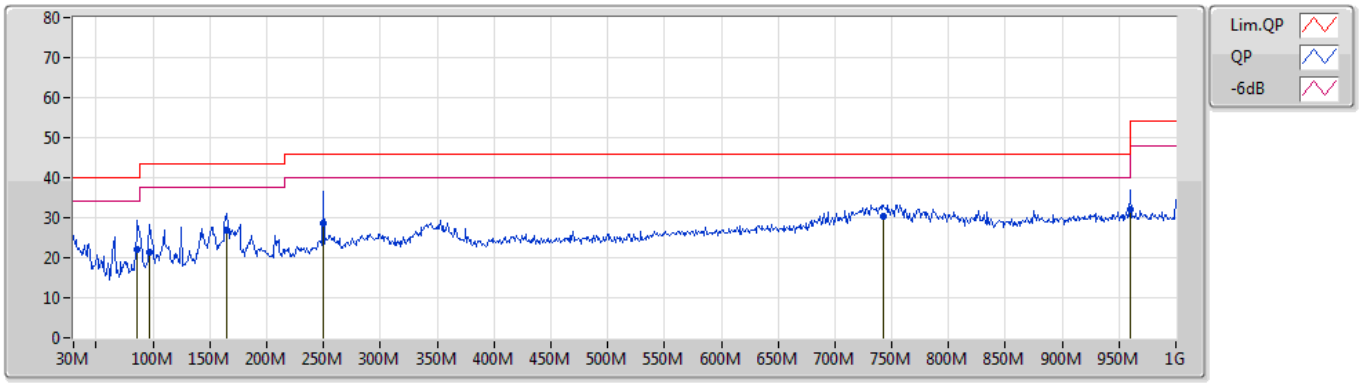

Type	Freq	Level	Limit	Margin	Factor	Dist	Condition	Azimuth	Height	Comment	Raw	AF	CL	PA
	(Hz)	(dBuV/m)	(dBuV/m)	(dB)	(dB)	(m)		(°)	(m)		(dBuV/m)	(dB/m)	(dB)	(dB)
QP	86.26M	22.21	40.00	-17.79	-16.89	3	Horizontal	150	2.00	-	39.10	13.91	1.00	31.80
QP	96.93M	21.27	43.50	-22.23	-14.59	3	Horizontal	176	2.00	-	35.86	16.20	1.10	31.89
QP	164.83M	26.93	43.50	-16.57	-14.61	3	Horizontal	62	1.50	-	41.54	15.72	1.42	31.75
QP	250.19M	28.69	46.00	-17.31	-12.28	3	Horizontal	246	1.50	-	40.97	17.77	1.90	31.95
QP	742.95M	30.20	46.00	-15.80	-3.73	3	Horizontal	57	1.50	"Worst"	33.93	24.99	3.59	32.31
QP	960M	32.00	54.00	-22.00	-1.43	3	Horizontal	260	1.00	-	33.43	26.36	4.32	32.11

Summary

Mode	Result	Type	Freq (Hz)	Level (dBuV/m)	Limit (dBuV/m)	Margin (dB)	Dist (m)	Condition	Azimuth (°)	Height (m)	Comments
2.4-2.4835GHz	-	-	-	-	-	-	-	-	-	-	-
802.11ax HEW20_Nss1,(MCS0)_2TX	Pass	AV	2.4836G	53.99	54.00	-0.01	3	Vertical	0	2.91	-

802.11b_Nss1,(1Mbps)_2TX

2412MHz_TX

14/11/2020

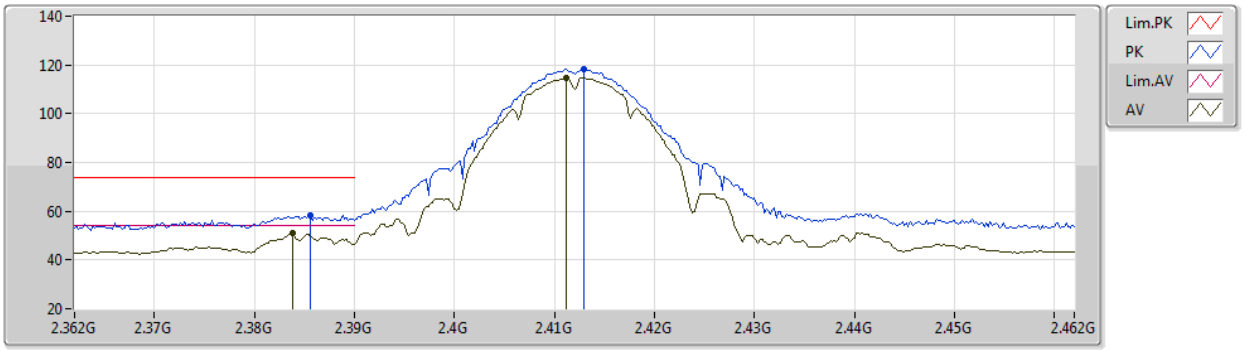

EUT Y_2TX
Setting 25.5
01-A-G-2

Type	Freq	Level	Limit	Margin	Raw	Dist	Condition	Azimuth	Height	Comment	AF	CL	PA
	(Hz)	(dBuV/m)	(dBuV/m)	(dB)	(dBuV)	(m)		(°)	(m)		(dB)	(dB)	(dB)
PK	2.3856G	58.05	74.00	-15.95	28.20	3	Vertical	0	2.94	-	27.66	2.19	-
AV	2.3838G	50.81	54.00	-3.19	20.97	3	Vertical	0	2.94	-	27.66	2.18	-
PK	2.413G	118.38	Inf	-Inf	88.60	3	Vertical	0	2.94	-	27.57	2.21	-
AV	2.4112G	114.71	Inf	-Inf	84.92	3	Vertical	0	2.94	-	27.58	2.21	-

802.11b_Nss1,(1Mbps)_2TX

2412MHz_TX

14/11/2020

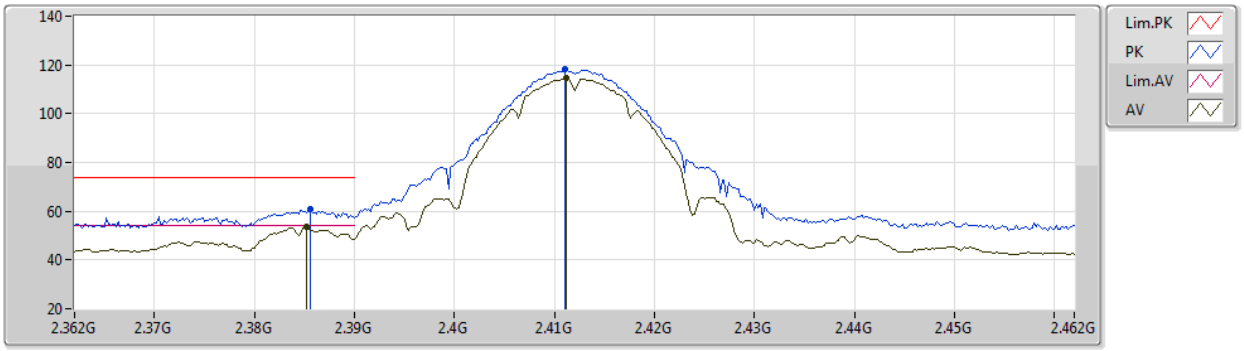

EUT Y_2TX
Setting 25.5
01-A-G-2

Type	Freq	Level	Limit	Margin	Raw	Dist	Condition	Azimuth	Height	Comment	AF	CL	PA
	(Hz)	(dBuV/m)	(dBuV/m)	(dB)	(dBuV)	(m)		(°)	(m)		(dB)	(dB)	(dB)
PK	2.3856G	60.74	74.00	-13.26	30.89	3	Horizontal	310	2.31	-	27.66	2.19	-
AV	2.3852G	53.62	54.00	-0.38	23.77	3	Horizontal	310	2.31	-	27.66	2.19	-
PK	2.411G	118.07	Inf	-Inf	88.28	3	Horizontal	310	2.31	-	27.58	2.21	-
AV	2.4112G	114.45	Inf	-Inf	84.66	3	Horizontal	310	2.31	-	27.58	2.21	-

802.11b_Nss1,(1Mbps)_2TX

2412MHz_TX

14/11/2020

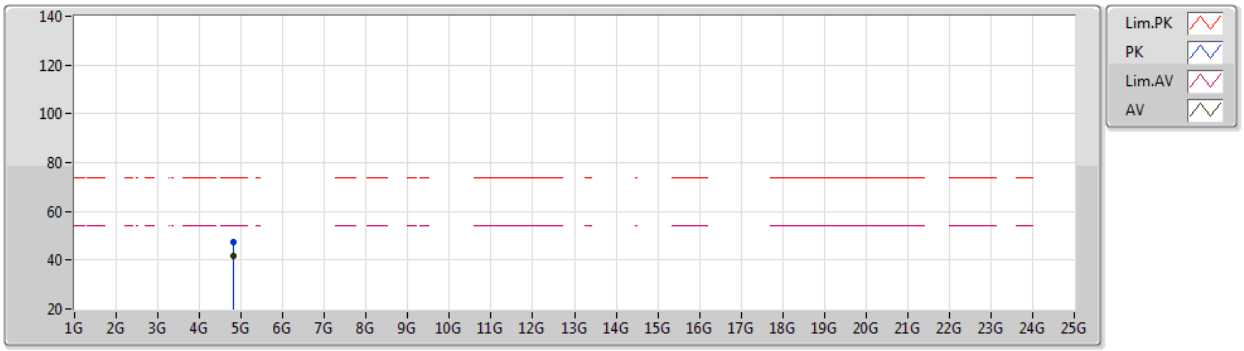

EUT Y_2TX
Setting 25.5
01-A-G-2

Type	Freq	Level	Limit	Margin	Raw	Dist	Condition	Azimuth	Height	Comment	AF	CL	PA
	(Hz)	(dBuV/m)	(dBuV/m)	(dB)	(dBuV)	(m)		(°)	(m)		(dB)	(dB)	(dB)
PK	4.82403G	47.22	74.00	-26.78	45.78	3	Vertical	23	1.63	-	31.15	5.01	34.72
AV	4.82404G	41.54	54.00	-12.46	40.10	3	Vertical	23	1.63	-	31.15	5.01	34.72

802.11b_Nss1,(1Mbps)_2TX

2412MHz_TX

14/11/2020

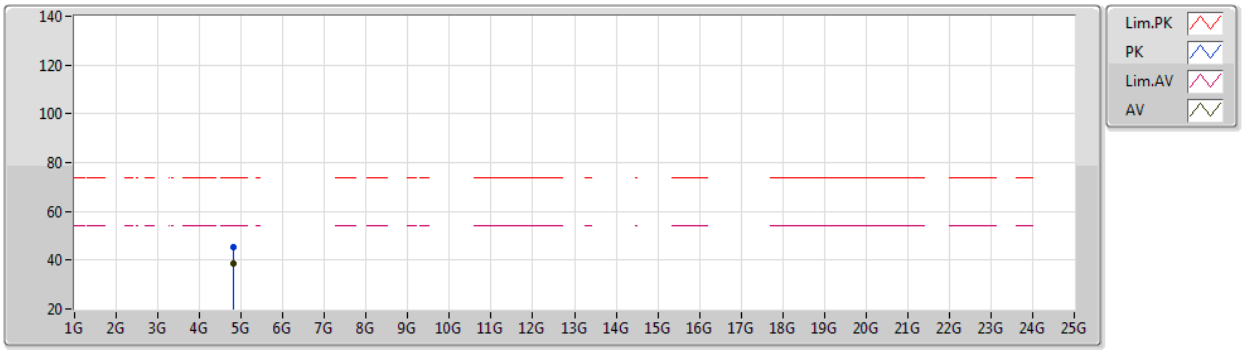

EUT Y_2TX
Setting 25.5
01-A-G-2

Type	Freq	Level	Limit	Margin	Raw	Dist	Condition	Azimuth	Height	Comment	AF	CL	PA
	(Hz)	(dBuV/m)	(dBuV/m)	(dB)	(dBuV)	(m)		(°)	(m)		(dB)	(dB)	(dB)
PK	4.82408G	45.25	74.00	-28.75	43.81	3	Horizontal	253	1.74	-	31.15	5.01	34.72
AV	4.824G	38.71	54.00	-15.29	37.27	3	Horizontal	253	1.74	-	31.15	5.01	34.72

802.11b_Nss1,(1Mbps)_2TX

2437MHz_TX

14/11/2020

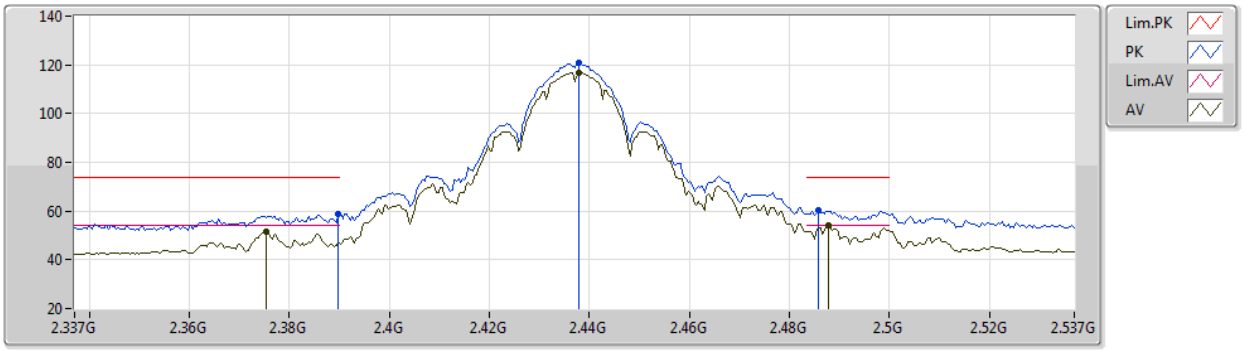

EUT Y_2TX
Setting 28
01-A-G-2

Type	Freq	Level	Limit	Margin	Raw	Dist	Condition	Azimuth	Height	Comment	AF	CL	PA
	(Hz)	(dBuV/m)	(dBuV/m)	(dB)	(dBuV)	(m)		(°)	(m)		(dB)	(dB)	(dB)
PK	2.3898G	58.94	74.00	-15.06	29.11	3	Vertical	354	2.79	-	27.64	2.19	-
AV	2.3754G	51.72	54.00	-2.28	21.84	3	Vertical	354	2.79	-	27.70	2.18	-
PK	2.4378G	120.68	Inf	-Inf	90.92	3	Vertical	354	2.79	-	27.52	2.24	-
AV	2.4378G	116.84	Inf	-Inf	87.08	3	Vertical	354	2.79	-	27.52	2.24	-
PK	2.4858G	60.09	74.00	-13.91	30.37	3	Vertical	354	2.79	-	27.43	2.29	-
AV	2.4878G	53.98	54.00	-0.02	24.27	3	Vertical	354	2.79	-	27.42	2.29	-

802.11b_Nss1,(1Mbps)_2TX

2437MHz_TX

14/11/2020

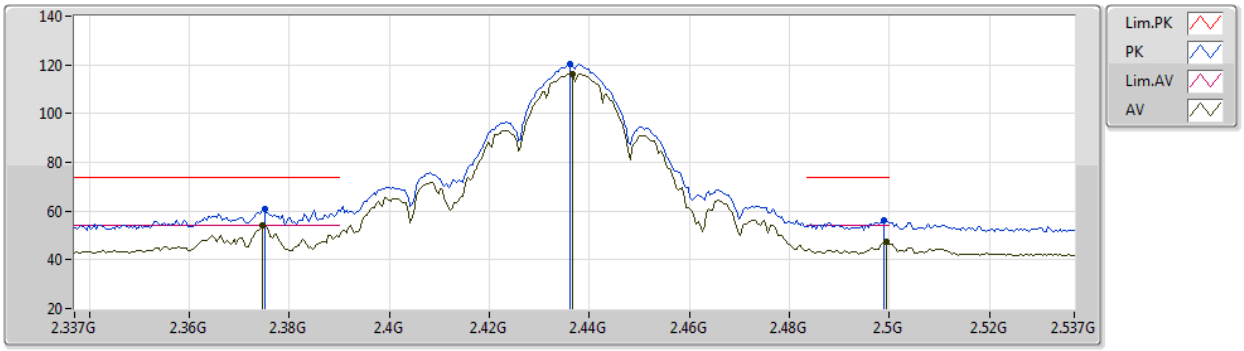

EUT Y_2TX
Setting 28
01-A-G-2

Type	Freq	Level	Limit	Margin	Raw	Dist	Condition	Azimuth	Height	Comment	AF	CL	PA
	(Hz)	(dBuV/m)	(dBuV/m)	(dB)	(dBuV)	(m)		(°)	(m)		(dB)	(dB)	(dB)
PK	2.375G	60.63	74.00	-13.37	30.75	3	Horizontal	311	2.58	-	27.70	2.18	-
AV	2.3746G	53.93	54.00	-0.07	24.06	3	Horizontal	311	2.58	-	27.70	2.17	-
PK	2.4362G	120.11	Inf	-Inf	90.34	3	Horizontal	311	2.58	-	27.53	2.24	-
AV	2.4366G	116.41	Inf	-Inf	86.64	3	Horizontal	311	2.58	-	27.53	2.24	-
PK	2.499G	56.38	74.00	-17.62	26.68	3	Horizontal	311	2.58	-	27.40	2.30	-
AV	2.4994G	47.32	54.00	-6.68	17.62	3	Horizontal	311	2.58	-	27.40	2.30	-

802.11b_Nss1,(1Mbps)_2TX

2437MHz_TX

14/11/2020

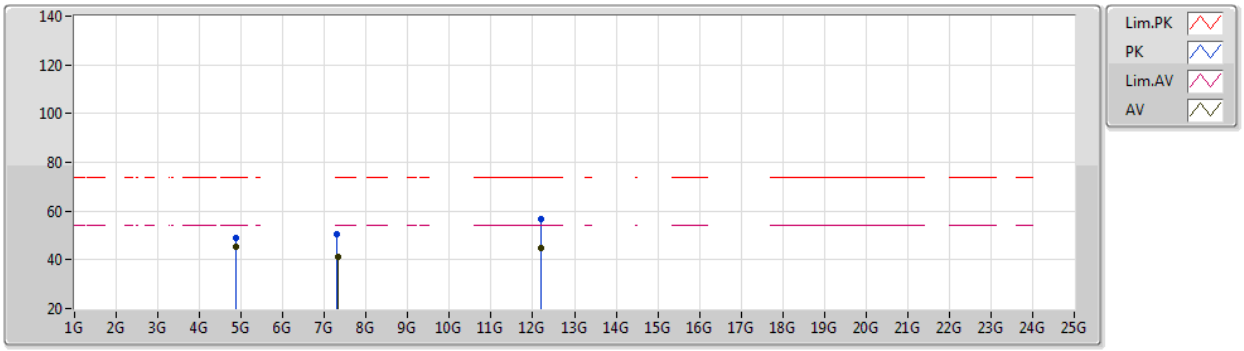

EUT Y_2TX
Setting 28
01-A-G-2

Type	Freq	Level	Limit	Margin	Raw	Dist	Condition	Azimuth	Height	Comment	AF	CL	PA
	(Hz)	(dBuV/m)	(dBuV/m)	(dB)	(dBuV)	(m)		(°)	(m)		(dB)	(dB)	(dB)
PK	4.87394G	49.04	74.00	-24.96	47.43	3	Vertical	358	2.10	-	31.25	5.04	34.68
AV	4.87398G	45.10	54.00	-8.90	43.49	3	Vertical	358	2.10	-	31.25	5.04	34.68
PK	7.31012G	50.43	74.00	-23.57	42.50	3	Vertical	360	1.50	-	36.50	6.31	34.88
AV	7.31178G	41.31	54.00	-12.69	33.38	3	Vertical	360	1.50	-	36.50	6.31	34.88
PK	12.18556G	56.84	74.00	-17.16	44.98	3	Vertical	24	2.11	-	38.73	8.08	34.95
AV	12.1858G	44.82	54.00	-9.18	32.96	3	Vertical	24	2.11	-	38.73	8.08	34.95

802.11b_Nss1,(1Mbps)_2TX

2437MHz_TX

14/11/2020

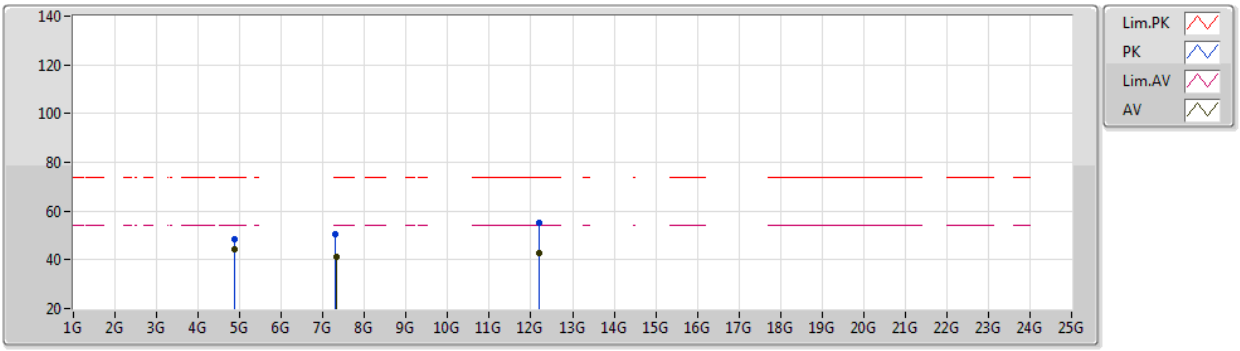

EUT Y_2TX
Setting 28
01-A-G-2

Type	Freq	Level	Limit	Margin	Raw	Dist	Condition	Azimuth	Height	Comment	AF	CL	PA
	(Hz)	(dBuV/m)	(dBuV/m)	(dB)	(dBuV)	(m)		(°)	(m)		(dB)	(dB)	(dB)
PK	4.87399G	48.55	74.00	-25.45	46.94	3	Horizontal	185	1.54	-	31.25	5.04	34.68
AV	4.87396G	44.16	54.00	-9.84	42.55	3	Horizontal	185	1.54	-	31.25	5.04	34.68
PK	7.3101G	50.49	74.00	-23.51	42.56	3	Horizontal	150	2.62	-	36.50	6.31	34.88
AV	7.31024G	41.06	54.00	-12.94	33.13	3	Horizontal	150	2.62	-	36.50	6.31	34.88
PK	12.18612G	55.04	74.00	-18.96	43.18	3	Horizontal	164	1.19	-	38.73	8.08	34.95
AV	12.18562G	42.65	54.00	-11.35	30.79	3	Horizontal	164	1.19	-	38.73	8.08	34.95

802.11b_Nss1,(1Mbps)_2TX

2462MHz_TX

14/11/2020

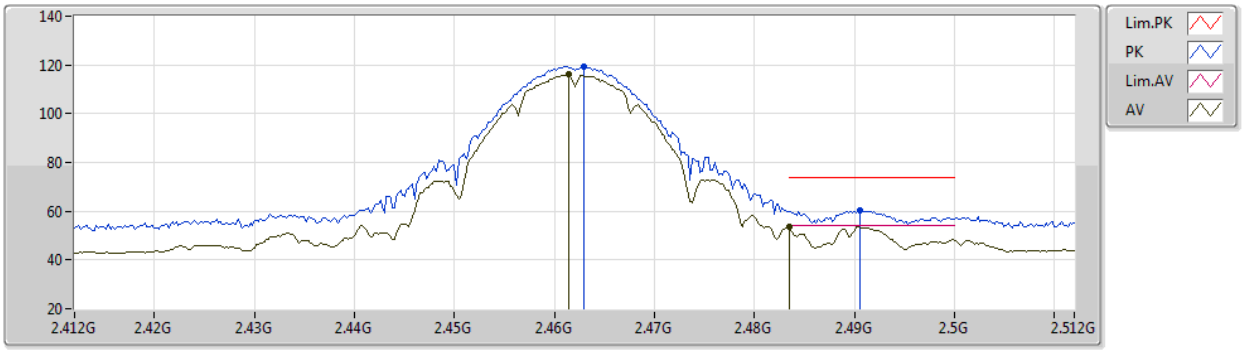

EUT Y_2TX
Setting 26
01-A-G-2

Type	Freq	Level	Limit	Margin	Raw	Dist	Condition	Azimuth	Height	Comment	AF	CL	PA
	(Hz)	(dBuV/m)	(dBuV/m)	(dB)	(dBuV)	(m)		(°)	(m)		(dB)	(dB)	(dB)
PK	2.463G	119.53	Inf	-Inf	89.80	3	Vertical	354	2.60	-	27.47	2.26	-
AV	2.4614G	116.10	Inf	-Inf	86.36	3	Vertical	354	2.60	-	27.48	2.26	-
PK	2.4906G	60.58	74.00	-13.42	30.87	3	Vertical	354	2.60	-	27.42	2.29	-
AV	2.4835G	53.68	54.00	-0.32	23.97	3	Vertical	354	2.60	-	27.43	2.28	-

802.11b_Nss1,(1Mbps)_2TX

2462MHz_TX

14/11/2020

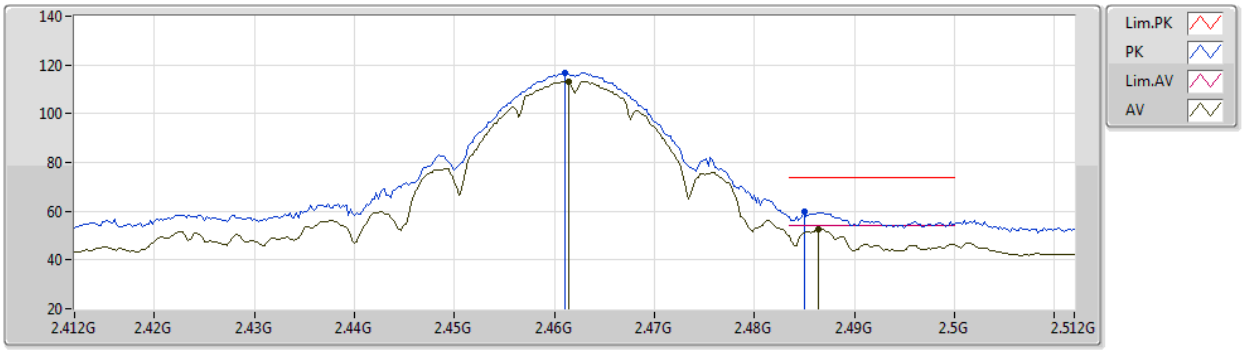

EUT Y_2TX
Setting 26
01-A-G-2

Type	Freq	Level	Limit	Margin	Raw	Dist	Condition	Azimuth	Height	Comment	AF	CL	PA
	(Hz)	(dBuV/m)	(dBuV/m)	(dB)	(dBuV)	(m)		(°)	(m)		(dB)	(dB)	(dB)
PK	2.461G	116.86	Inf	-Inf	87.12	3	Horizontal	320	2.04	-	27.48	2.26	-
AV	2.4614G	113.30	Inf	-Inf	83.56	3	Horizontal	320	2.04	-	27.48	2.26	-
PK	2.485G	59.69	74.00	-14.31	29.97	3	Horizontal	320	2.04	-	27.43	2.29	-
AV	2.4864G	52.58	54.00	-1.42	22.86	3	Horizontal	320	2.04	-	27.43	2.29	-

802.11b_Nss1,(1Mbps)_2TX

2462MHz_TX

14/11/2020

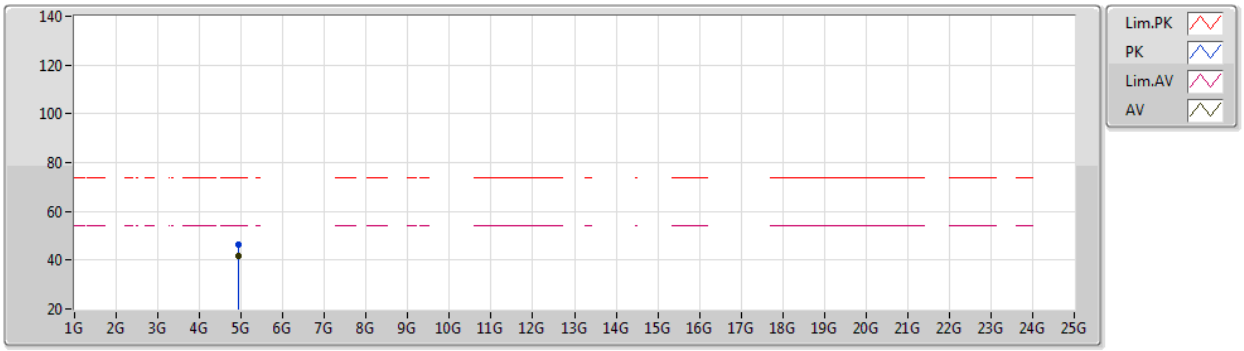

EUT Y_2TX
Setting 26
01-A-G-2

Type	Freq	Level	Limit	Margin	Raw	Dist	Condition	Azimuth	Height	Comment	AF	CL	PA
	(Hz)	(dBuV/m)	(dBuV/m)	(dB)	(dBuV)	(m)		(°)	(m)		(dB)	(dB)	(dB)
PK	4.92391G	46.58	74.00	-27.42	44.81	3	Vertical	353	1.69	-	31.35	5.06	34.64
AV	4.924G	41.54	54.00	-12.46	39.77	3	Vertical	353	1.69	-	31.35	5.06	34.64

802.11b_Nss1,(1Mbps)_2TX

2462MHz_TX

14/11/2020

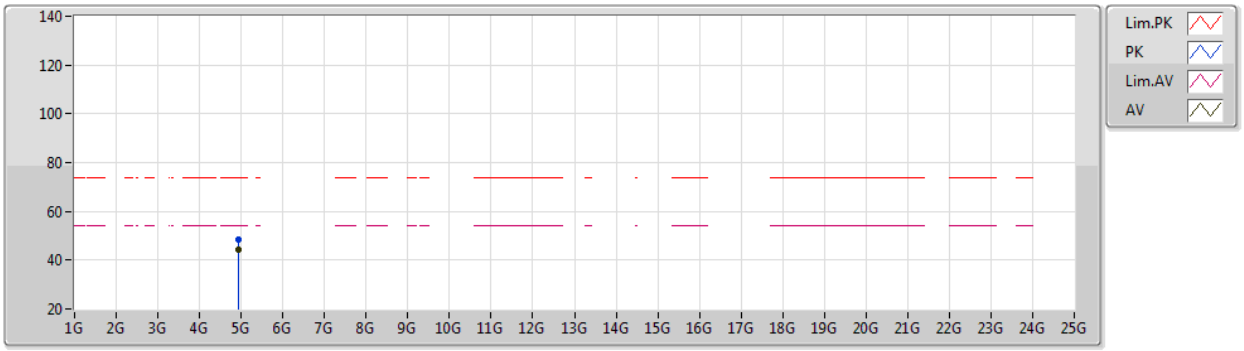

EUT Y_2TX
Setting 26
01-A-G-2

Type	Freq	Level	Limit	Margin	Raw	Dist	Condition	Azimuth	Height	Comment	AF	CL	PA
	(Hz)	(dBuV/m)	(dBuV/m)	(dB)	(dBuV)	(m)		(°)	(m)		(dB)	(dB)	(dB)
PK	4.92392G	48.62	74.00	-25.38	46.85	3	Horizontal	181	1.49	-	31.35	5.06	34.64
AV	4.92393G	44.37	54.00	-9.63	42.60	3	Horizontal	181	1.49	-	31.35	5.06	34.64

802.11g_Nss1,(6Mbps)_2TX

2412MHz_TX

14/11/2020

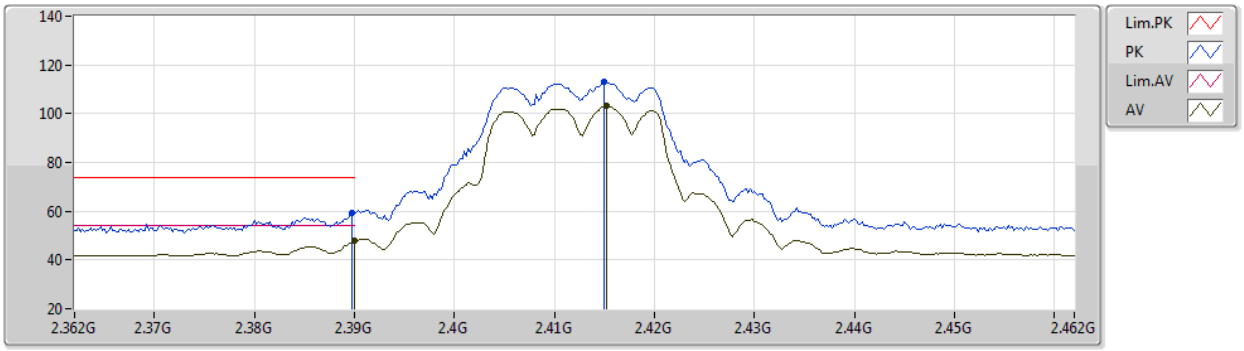

EUT Y_2TX
Setting 22.5
01-A-G-2

Type	Freq	Level	Limit	Margin	Raw	Dist	Condition	Azimuth	Height	Comment	AF	CL	PA
	(Hz)	(dBuV/m)	(dBuV/m)	(dB)	(dBuV)	(m)		(°)	(m)		(dB)	(dB)	(dB)
PK	2.3898G	59.18	74.00	-14.82	29.35	3	Vertical	85	1.83	-	27.64	2.19	-
AV	2.39G	47.80	54.00	-6.20	17.97	3	Vertical	85	1.83	-	27.64	2.19	-
PK	2.415G	113.27	Inf	-Inf	83.49	3	Vertical	85	1.83	-	27.57	2.21	-
AV	2.4152G	103.06	Inf	-Inf	73.27	3	Vertical	85	1.83	-	27.57	2.22	-

802.11g_Nss1,(6Mbps)_2TX

2412MHz_TX

14/11/2020

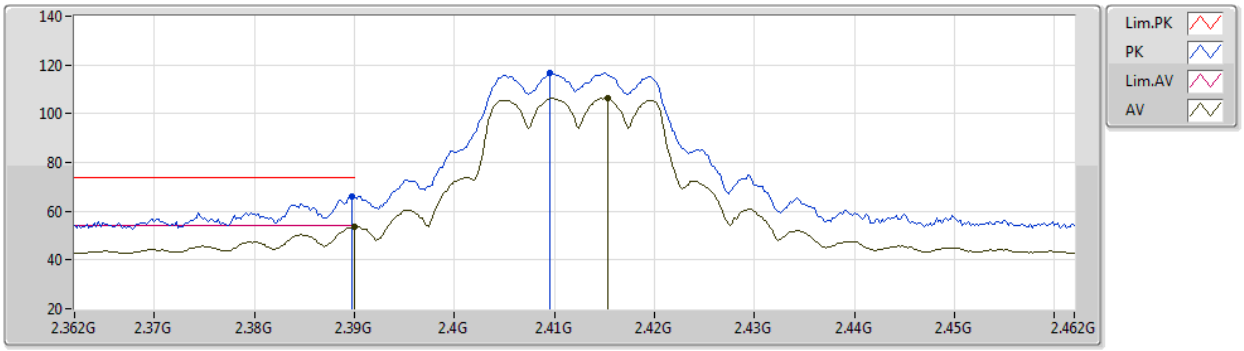

EUT Y_2TX
Setting 22.5
01-A-G-2

Type	Freq	Level	Limit	Margin	Raw	Dist	Condition	Azimuth	Height	Comment	AF	CL	PA
	(Hz)	(dBuV/m)	(dBuV/m)	(dB)	(dBuV)	(m)		(°)	(m)		(dB)	(dB)	(dB)
PK	2.3898G	66.04	74.00	-7.96	36.21	3	Horizontal	57	2.21	-	27.64	2.19	-
AV	2.39G	53.67	54.00	-0.33	23.84	3	Horizontal	57	2.21	-	27.64	2.19	-
PK	2.4096G	116.75	Inf	-Inf	86.96	3	Horizontal	57	2.21	-	27.58	2.21	-
AV	2.4154G	106.38	Inf	-Inf	76.59	3	Horizontal	57	2.21	-	27.57	2.22	-

802.11g_Nss1,(6Mbps)_2TX

2412MHz_TX

14/11/2020

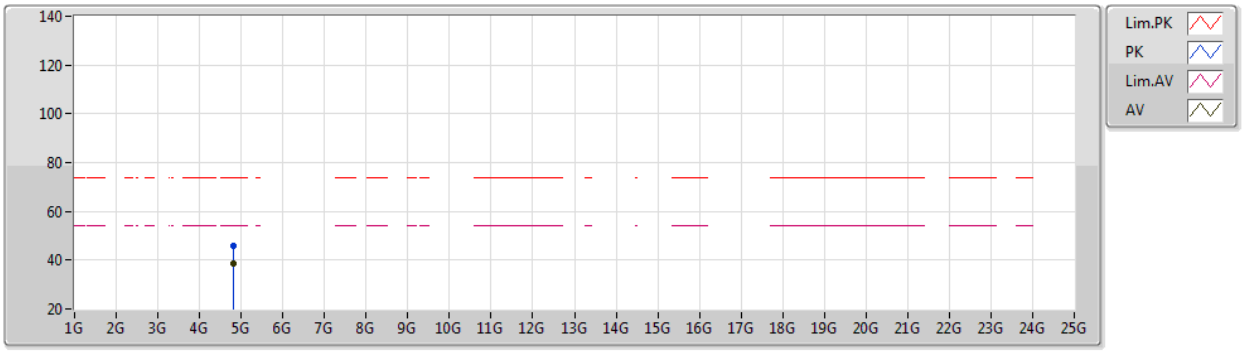

EUT Y_2TX
Setting 22.5
01-A-G-2

Type	Freq	Level	Limit	Margin	Raw	Dist	Condition	Azimuth	Height	Comment	AF	CL	PA
	(Hz)	(dBuV/m)	(dBuV/m)	(dB)	(dBuV)	(m)		(°)	(m)		(dB)	(dB)	(dB)
PK	4.82404G	45.91	74.00	-28.09	44.47	3	Vertical	89	1.29	-	31.15	5.01	34.72
AV	4.82403G	38.72	54.00	-15.28	37.28	3	Vertical	89	1.29	-	31.15	5.01	34.72

802.11g_Nss1,(6Mbps)_2TX

2412MHz_TX

14/11/2020

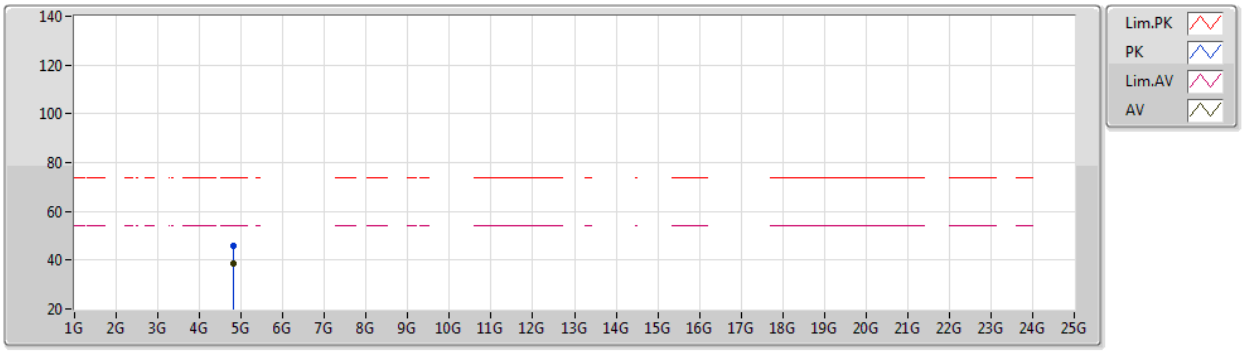

EUT Y_2TX
Setting 22.5
01-A-G-2

Type	Freq	Level	Limit	Margin	Raw	Dist	Condition	Azimuth	Height	Comment	AF	CL	PA
	(Hz)	(dBuV/m)	(dBuV/m)	(dB)	(dBuV)	(m)		(°)	(m)		(dB)	(dB)	(dB)
PK	4.82395G	45.82	74.00	-28.18	44.38	3	Horizontal	252	1.75	-	31.15	5.01	34.72
AV	4.824G	38.84	54.00	-15.16	37.40	3	Horizontal	252	1.75	-	31.15	5.01	34.72

802.11g_Nss1,(6Mbps)_2TX

2417MHz_TX

14/11/2020

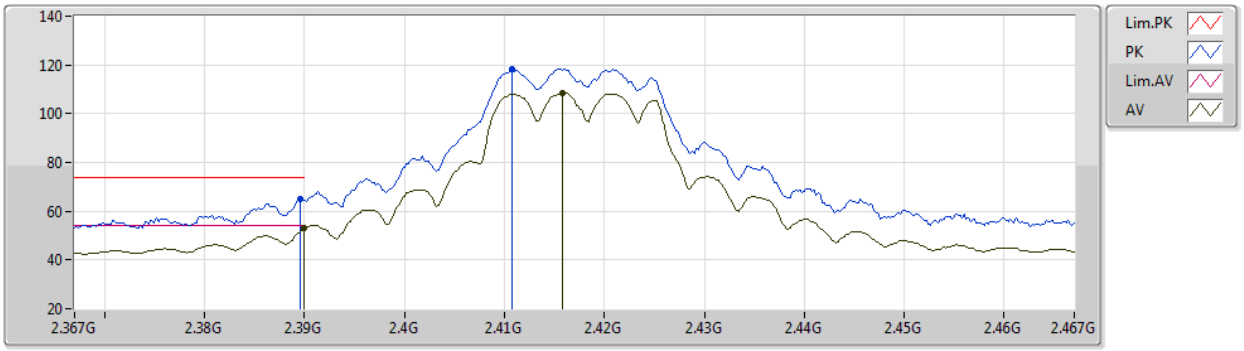

EUT Y_2TX
Setting 23.5
01-A-G-2

Type	Freq	Level	Limit	Margin	Raw	Dist	Condition	Azimuth	Height	Comment	AF	CL	PA
	(Hz)	(dBuV/m)	(dBuV/m)	(dB)	(dBuV)	(m)		(°)	(m)		(dB)	(dB)	(dB)
PK	2.3896G	64.80	74.00	-9.20	34.97	3	Vertical	12	3.00	-	27.64	2.19	-
AV	2.39G	52.97	54.00	-1.03	23.14	3	Vertical	12	3.00	-	27.64	2.19	-
PK	2.4108G	118.47	Inf	-Inf	88.68	3	Vertical	12	3.00	-	27.58	2.21	-
AV	2.4158G	108.45	Inf	-Inf	78.66	3	Vertical	12	3.00	-	27.57	2.22	-

802.11g_Nss1,(6Mbps)_2TX

2417MHz_TX

14/11/2020

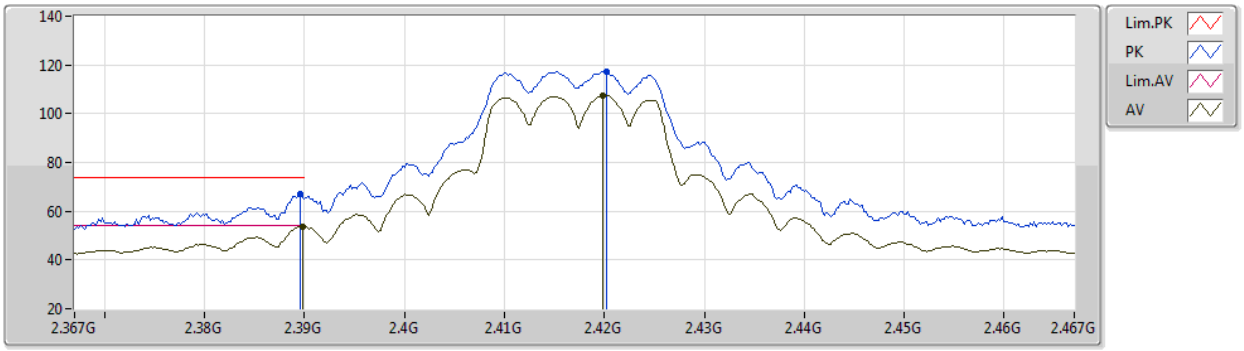

EUT Y_2TX
Setting 23.5
01-A-G-2

Type	Freq	Level	Limit	Margin	Raw	Dist	Condition	Azimuth	Height	Comment	AF	CL	PA
	(Hz)	(dBuV/m)	(dBuV/m)	(dB)	(dBuV)	(m)		(°)	(m)		(dB)	(dB)	(dB)
PK	2.3896G	67.08	74.00	-6.92	37.25	3	Horizontal	56	2.22	-	27.64	2.19	-
AV	2.3898G	53.82	54.00	-0.18	23.99	3	Horizontal	56	2.22	-	27.64	2.19	-
PK	2.4202G	117.35	Inf	-Inf	87.57	3	Horizontal	56	2.22	-	27.56	2.22	-
AV	2.4198G	107.35	Inf	-Inf	77.57	3	Horizontal	56	2.22	-	27.56	2.22	-

802.11g_Nss1,(6Mbps)_2TX

2437MHz_TX

14/11/2020

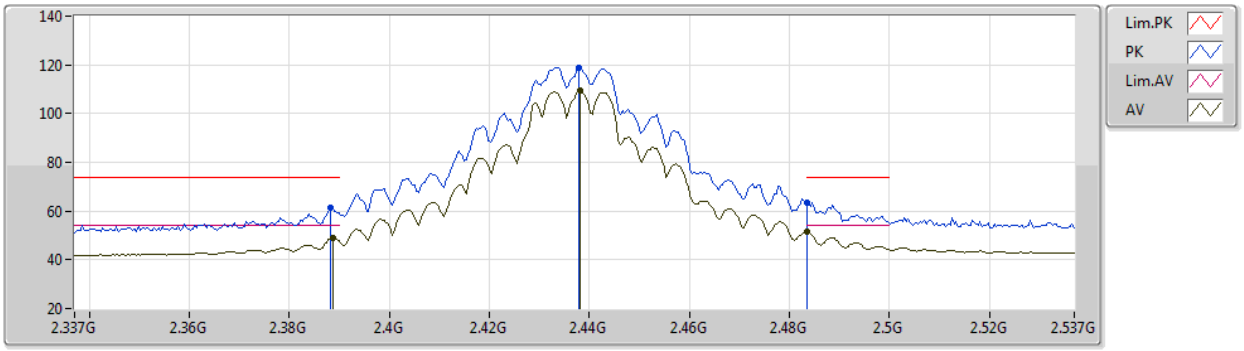

EUT Y_2TX
Setting 26.5
01-A-G-2

Type	Freq	Level	Limit	Margin	Raw	Dist	Condition	Azimuth	Height	Comment	AF	CL	PA
	(Hz)	(dBuV/m)	(dBuV/m)	(dB)	(dBuV)	(m)		(°)	(m)		(dB)	(dB)	(dB)
PK	2.3882G	61.57	74.00	-12.43	31.73	3	Vertical	340	2.82	-	27.65	2.19	-
AV	2.3886G	48.82	54.00	-5.18	18.98	3	Vertical	340	2.82	-	27.65	2.19	-
PK	2.4378G	118.99	Inf	-Inf	89.23	3	Vertical	340	2.82	-	27.52	2.24	-
AV	2.4382G	109.48	Inf	-Inf	79.72	3	Vertical	340	2.82	-	27.52	2.24	-
PK	2.4835G	63.48	74.00	-10.52	33.77	3	Vertical	340	2.82	-	27.43	2.28	-
AV	2.4835G	51.56	54.00	-2.44	21.85	3	Vertical	340	2.82	-	27.43	2.28	-

802.11g_Nss1,(6Mbps)_2TX

2437MHz_TX

14/11/2020

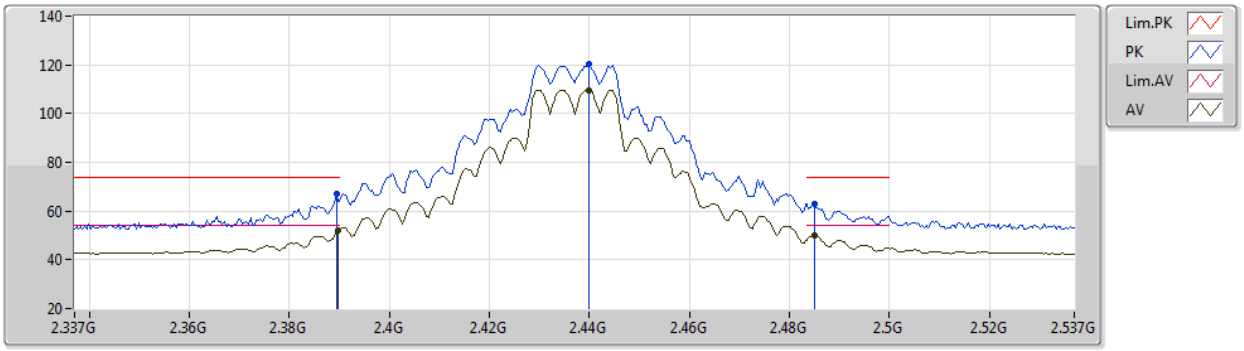

EUT Y_2TX
Setting 26.5
01-A-G-2

Type	Freq	Level	Limit	Margin	Raw	Dist	Condition	Azimuth	Height	Comment	AF	CL	PA
	(Hz)	(dBuV/m)	(dBuV/m)	(dB)	(dBuV)	(m)		(°)	(m)		(dB)	(dB)	(dB)
PK	2.3894G	67.08	74.00	-6.92	37.25	3	Horizontal	63	2.38	-	27.64	2.19	-
AV	2.3898G	52.24	54.00	-1.76	22.41	3	Horizontal	63	2.38	-	27.64	2.19	-
PK	2.4398G	120.10	Inf	-Inf	90.34	3	Horizontal	63	2.38	-	27.52	2.24	-
AV	2.4398G	109.73	Inf	-Inf	79.97	3	Horizontal	63	2.38	-	27.52	2.24	-
PK	2.485G	63.17	74.00	-10.83	33.45	3	Horizontal	63	2.38	-	27.43	2.29	-
AV	2.485G	50.14	54.00	-3.86	20.42	3	Horizontal	63	2.38	-	27.43	2.29	-

802.11g_Nss1,(6Mbps)_2TX

2437MHz_TX

14/11/2020

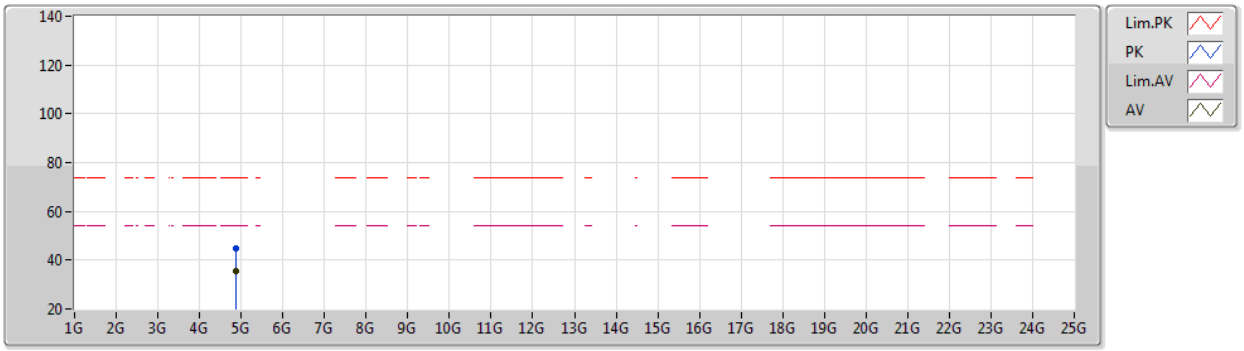

EUT Y_2TX
Setting 26.5
01-A-G-2

Type	Freq	Level	Limit	Margin	Raw	Dist	Condition	Azimuth	Height	Comment	AF	CL	PA
	(Hz)	(dBuV/m)	(dBuV/m)	(dB)	(dBuV)	(m)		(°)	(m)		(dB)	(dB)	(dB)
PK	4.87406G	44.99	74.00	-29.01	43.38	3	Vertical	295	2.03	-	31.25	5.04	34.68
AV	4.87401G	35.75	54.00	-18.25	34.14	3	Vertical	295	2.03	-	31.25	5.04	34.68

802.11g_Nss1,(6Mbps)_2TX

2437MHz_TX

14/11/2020

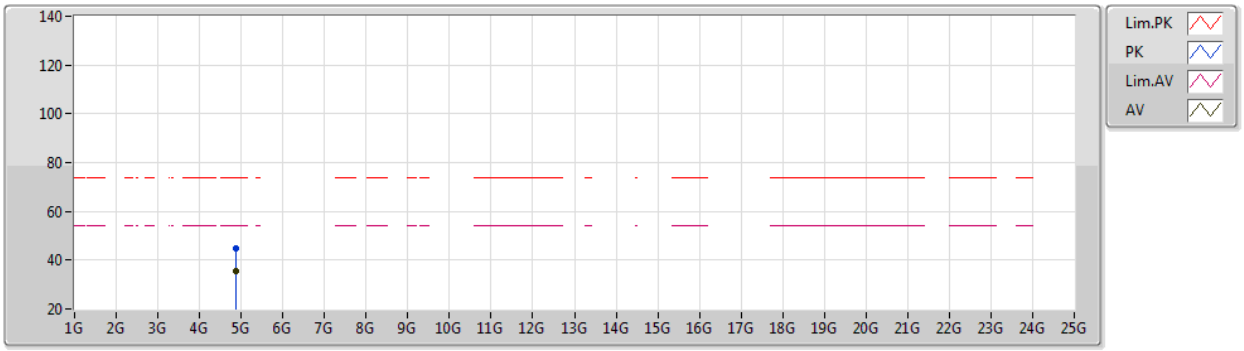

EUT Y_2TX
Setting 26.5
01-A-G-2

Type	Freq	Level	Limit	Margin	Raw	Dist	Condition	Azimuth	Height	Comment	AF	CL	PA
	(Hz)	(dBuV/m)	(dBuV/m)	(dB)	(dBuV)	(m)		(°)	(m)		(dB)	(dB)	(dB)
PK	4.87391G	44.57	74.00	-29.43	42.96	3	Horizontal	255	2.02	-	31.25	5.04	34.68
AV	4.87405G	35.65	54.00	-18.35	34.04	3	Horizontal	255	2.02	-	31.25	5.04	34.68

802.11g_Nss1,(6Mbps)_2TX

2457MHz_TX

14/11/2020

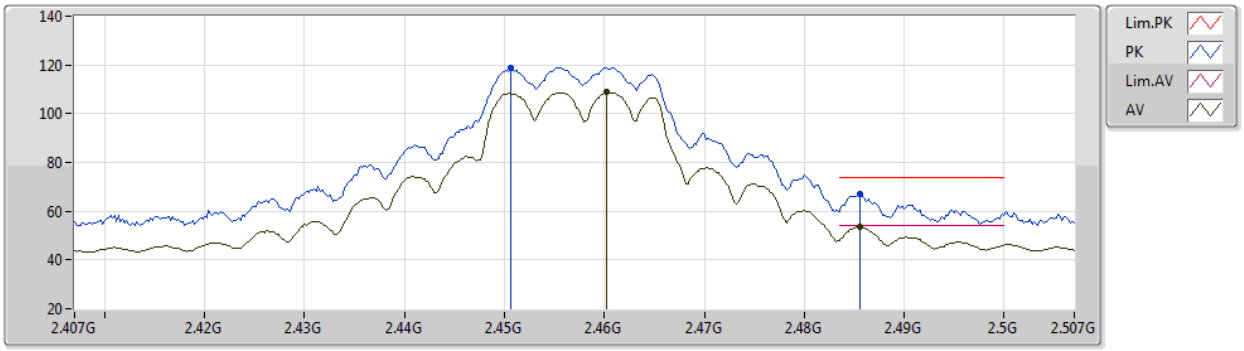

EUT Y_2TX
Setting 24
01-A-G-2

Type	Freq	Level	Limit	Margin	Raw	Dist	Condition	Azimuth	Height	Comment	AF	CL	PA
	(Hz)	(dBuV/m)	(dBuV/m)	(dB)	(dBuV)	(m)		(°)	(m)		(dB)	(dB)	(dB)
PK	2.4506G	118.95	Inf	-Inf	89.20	3	Vertical	11	2.92	-	27.50	2.25	-
AV	2.4602G	109.04	Inf	-Inf	79.30	3	Vertical	11	2.92	-	27.48	2.26	-
PK	2.4856G	66.85	74.00	-7.15	37.13	3	Vertical	11	2.92	-	27.43	2.29	-
AV	2.4856G	53.72	54.00	-0.28	24.00	3	Vertical	11	2.92	-	27.43	2.29	-

802.11g_Nss1,(6Mbps)_2TX

2457MHz_TX

14/11/2020

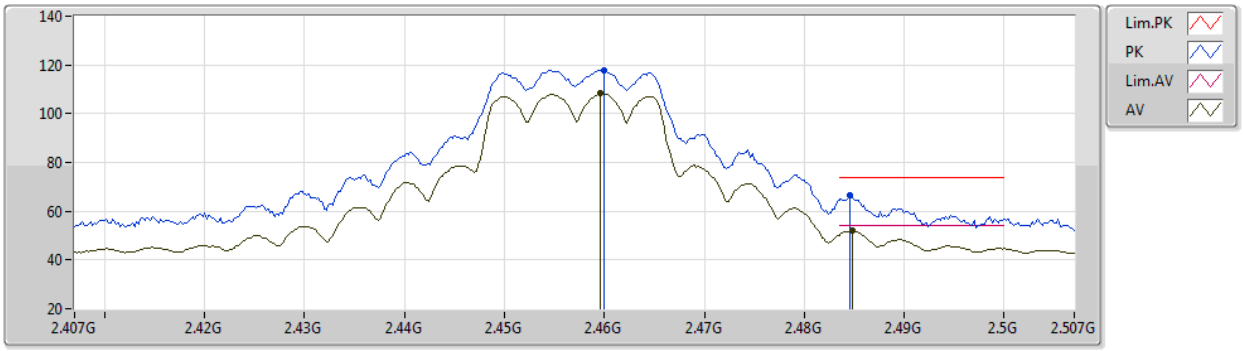

EUT Y_2TX
Setting 24
01-A-G-2

Type	Freq	Level	Limit	Margin	Raw	Dist	Condition	Azimuth	Height	Comment	AF	CL	PA
	(Hz)	(dBuV/m)	(dBuV/m)	(dB)	(dBuV)	(m)		(°)	(m)		(dB)	(dB)	(dB)
PK	2.46G	117.97	Inf	-Inf	88.23	3	Horizontal	56	2.33	-	27.48	2.26	-
AV	2.4596G	108.26	Inf	-Inf	78.52	3	Horizontal	56	2.33	-	27.48	2.26	-
PK	2.4846G	66.56	74.00	-7.44	36.85	3	Horizontal	56	2.33	-	27.43	2.28	-
AV	2.4848G	52.04	54.00	-1.96	22.33	3	Horizontal	56	2.33	-	27.43	2.28	-

802.11g_Nss1,(6Mbps)_2TX

2462MHz_TX

14/11/2020

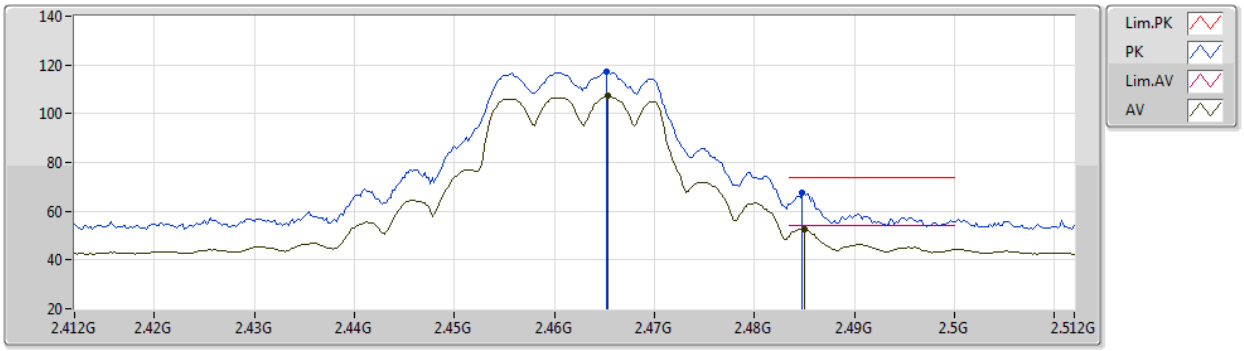

EUT Y_2TX
Setting 22
01-A-G-2

Type	Freq	Level	Limit	Margin	Raw	Dist	Condition	Azimuth	Height	Comment	AF	CL	PA
	(Hz)	(dBuV/m)	(dBuV/m)	(dB)	(dBuV)	(m)		(°)	(m)		(dB)	(dB)	(dB)
PK	2.4652G	117.19	Inf	-Inf	87.45	3	Vertical	13	2.95	-	27.47	2.27	-
AV	2.4654G	107.40	Inf	-Inf	77.66	3	Vertical	13	2.95	-	27.47	2.27	-
PK	2.4848G	67.65	74.00	-6.35	37.94	3	Vertical	13	2.95	-	27.43	2.28	-
AV	2.485G	52.55	54.00	-1.45	22.83	3	Vertical	13	2.95	-	27.43	2.29	-

802.11g_Nss1,(6Mbps)_2TX

2462MHz_TX

14/11/2020

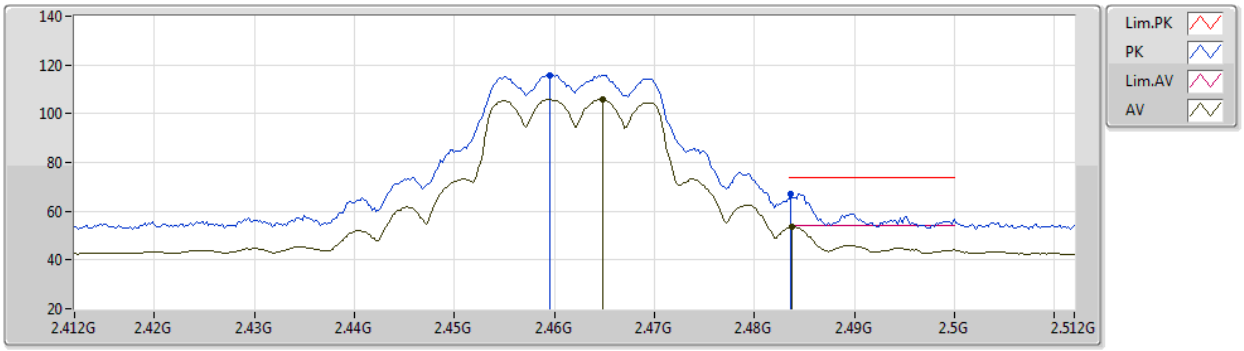

EUT Y_2TX
Setting 22
01-A-G-2

Type	Freq	Level	Limit	Margin	Raw	Dist	Condition	Azimuth	Height	Comment	AF	CL	PA
	(Hz)	(dBuV/m)	(dBuV/m)	(dB)	(dBuV)	(m)		(°)	(m)		(dB)	(dB)	(dB)
PK	2.4596G	115.93	Inf	-Inf	86.19	3	Horizontal	58	2.33	-	27.48	2.26	-
AV	2.4648G	105.76	Inf	-Inf	76.03	3	Horizontal	58	2.33	-	27.47	2.26	-
PK	2.4836G	67.13	74.00	-6.87	37.42	3	Horizontal	58	2.33	-	27.43	2.28	-
AV	2.4838G	53.63	54.00	-0.37	23.92	3	Horizontal	58	2.33	-	27.43	2.28	-

802.11g_Nss1,(6Mbps)_2TX

2462MHz_TX

14/11/2020

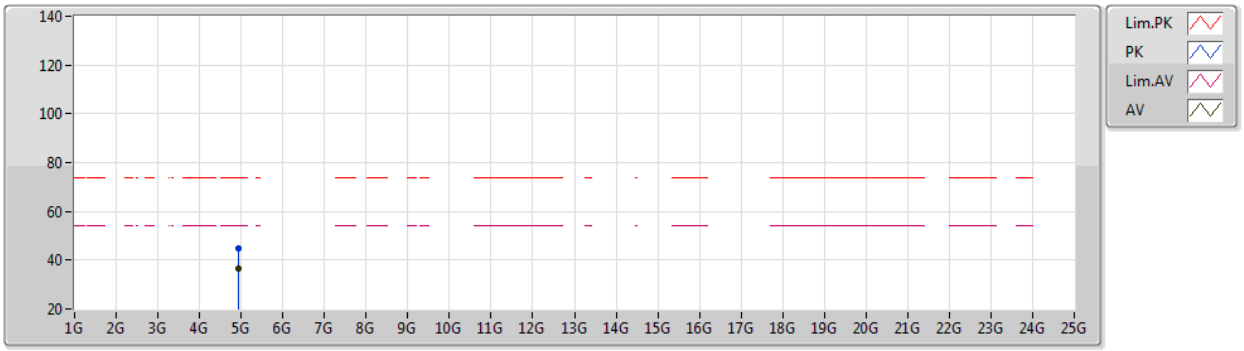

EUT Y_2TX
Setting 22
01-A-G-2

Type	Freq	Level	Limit	Margin	Raw	Dist	Condition	Azimuth	Height	Comment	AF	CL	PA
	(Hz)	(dBuV/m)	(dBuV/m)	(dB)	(dBuV)	(m)		(°)	(m)		(dB)	(dB)	(dB)
PK	4.92402G	44.61	74.00	-29.39	42.84	3	Vertical	62	2.11	-	31.35	5.06	34.64
AV	4.92399G	36.55	54.00	-17.45	34.78	3	Vertical	62	2.11	-	31.35	5.06	34.64

802.11g_Nss1,(6Mbps)_2TX

2462MHz_TX

14/11/2020

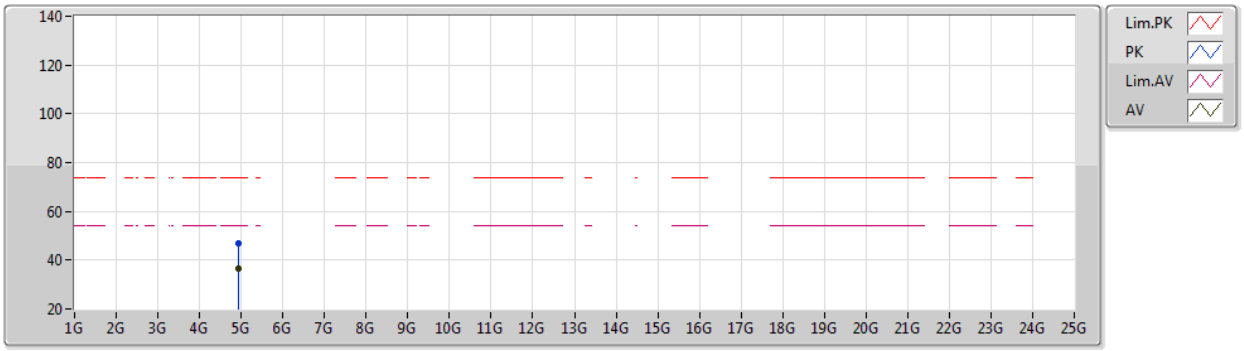

EUT Y_2TX
Setting 22
01-A-G-2

Type	Freq	Level	Limit	Margin	Raw	Dist	Condition	Azimuth	Height	Comment	AF	CL	PA
	(Hz)	(dBuV/m)	(dBuV/m)	(dB)	(dBuV)	(m)		(°)	(m)		(dB)	(dB)	(dB)
PK	4.92412G	47.14	74.00	-26.86	45.37	3	Horizontal	246	1.79	-	31.35	5.06	34.64
AV	4.92397G	36.62	54.00	-17.38	34.85	3	Horizontal	246	1.79	-	31.35	5.06	34.64

802.11ax HEW20_Nss1,(MCS0)_2TX

2412MHz_TX

14/11/2020

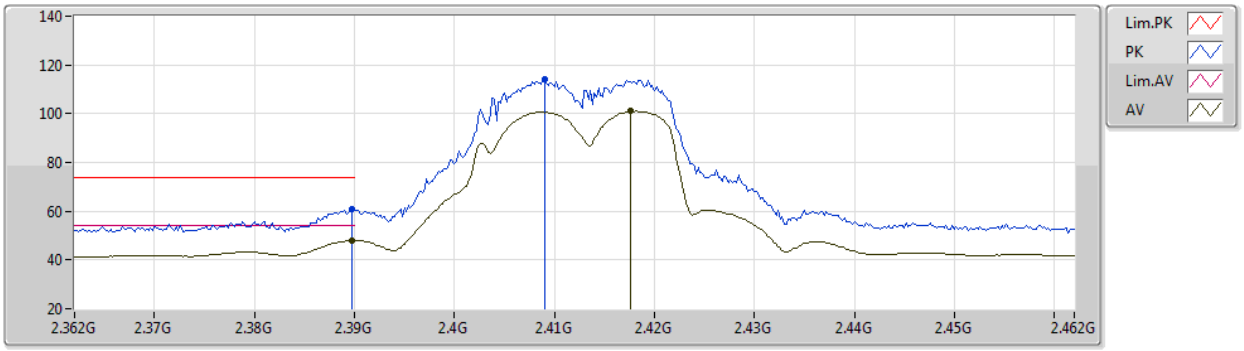

EUT Y_2TX
Setting 22.5
01-A-G-2

Type	Freq	Level	Limit	Margin	Raw	Dist	Condition	Azimuth	Height	Comment	AF	CL	PA
	(Hz)	(dBuV/m)	(dBuV/m)	(dB)	(dBuV)	(m)		(°)	(m)		(dB)	(dB)	(dB)
PK	2.3898G	61.06	74.00	-12.94	31.23	3	Vertical	84	1.83	-	27.64	2.19	-
AV	2.3898G	47.98	54.00	-6.02	18.15	3	Vertical	84	1.83	-	27.64	2.19	-
PK	2.409G	114.15	Inf	-Inf	84.36	3	Vertical	84	1.83	-	27.58	2.21	-
AV	2.4176G	101.08	Inf	-Inf	71.30	3	Vertical	84	1.83	-	27.56	2.22	-

802.11ax HEW20_Nss1,(MCS0)_2TX

2412MHz_TX

14/11/2020

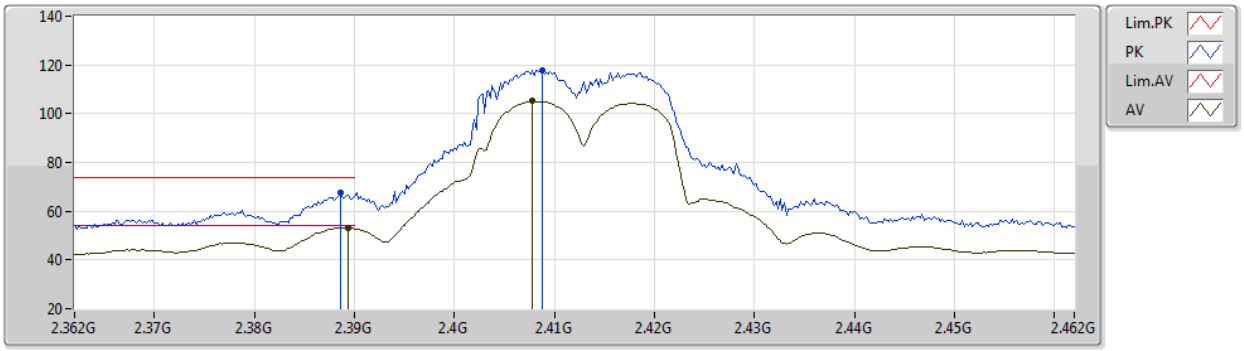

EUT Y_2TX
Setting 22.5
01-A-G-2

Type	Freq	Level	Limit	Margin	Raw	Dist	Condition	Azimuth	Height	Comment	AF	CL	PA
	(Hz)	(dBuV/m)	(dBuV/m)	(dB)	(dBuV)	(m)		(°)	(m)		(dB)	(dB)	(dB)
PK	2.3886G	67.36	74.00	-6.64	37.52	3	Horizontal	55	2.31	-	27.65	2.19	-
AV	2.3894G	53.30	54.00	-0.70	23.47	3	Horizontal	55	2.31	-	27.64	2.19	-
PK	2.4088G	117.88	Inf	-Inf	88.09	3	Horizontal	55	2.31	-	27.58	2.21	-
AV	2.4078G	105.14	Inf	-Inf	75.35	3	Horizontal	55	2.31	-	27.58	2.21	-

802.11ax HEW20_Nss1,(MCS0)_2TX

2412MHz_TX

14/11/2020

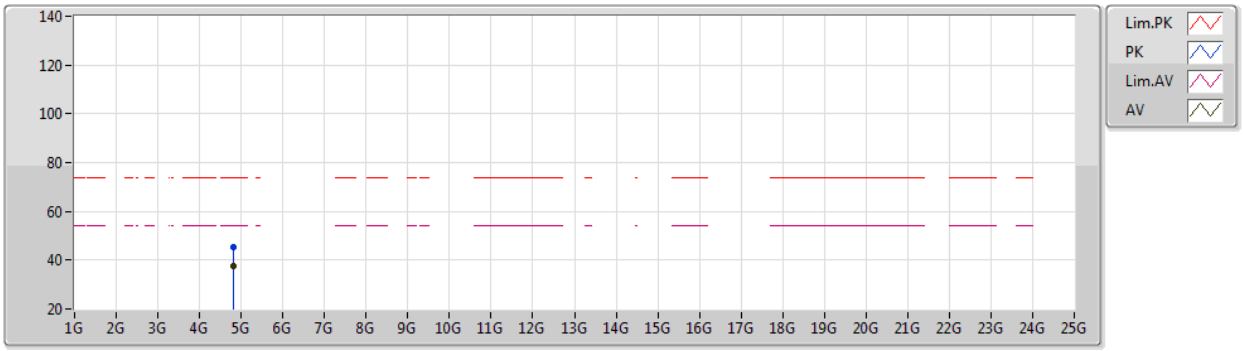

EUT Y_2TX
Setting 22.5
01-A-G-2

Type	Freq	Level	Limit	Margin	Raw	Dist	Condition	Azimuth	Height	Comment	AF	CL	PA
	(Hz)	(dBuV/m)	(dBuV/m)	(dB)	(dBuV)	(m)		(°)	(m)		(dB)	(dB)	(dB)
PK	4.82382G	45.58	74.00	-28.42	44.14	3	Vertical	356	1.11	-	31.15	5.01	34.72
AV	4.82402G	37.75	54.00	-16.25	36.31	3	Vertical	356	1.11	-	31.15	5.01	34.72

802.11ax HEW20_Nss1,(MCS0)_2TX

2412MHz_TX

14/11/2020

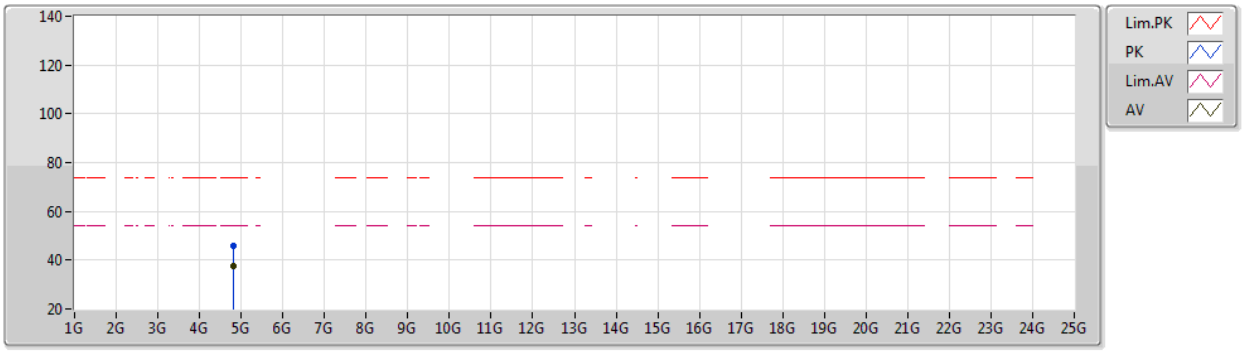

EUT Y_2TX
Setting 22.5
01-A-G-2

Type	Freq	Level	Limit	Margin	Raw	Dist	Condition	Azimuth	Height	Comment	AF	CL	PA
	(Hz)	(dBuV/m)	(dBuV/m)	(dB)	(dBuV)	(m)		(°)	(m)		(dB)	(dB)	(dB)
PK	4.8241G	45.72	74.00	-28.28	44.28	3	Horizontal	256	1.27	-	31.15	5.01	34.72
AV	4.82402G	37.63	54.00	-16.37	36.19	3	Horizontal	256	1.27	-	31.15	5.01	34.72

802.11ax HEW20_Nss1,(MCS0)_2TX

2417MHz_TX

14/11/2020

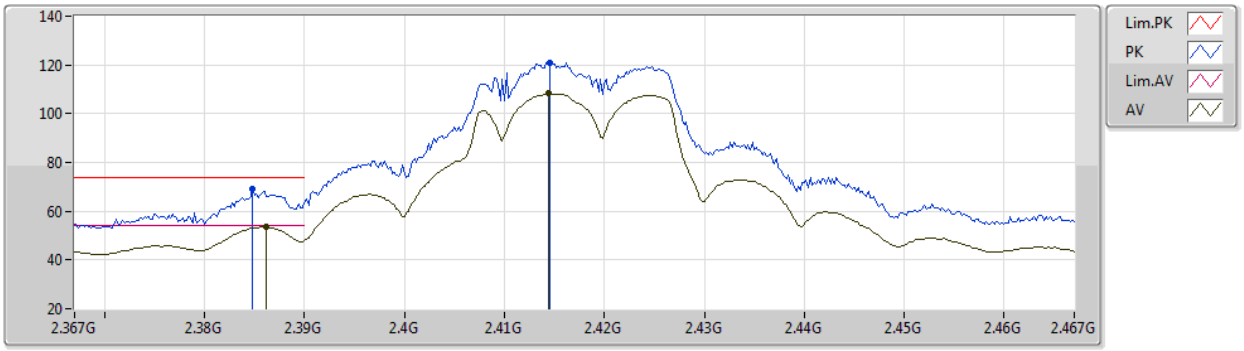

EUT Y_2TX
Setting 24.5
01-A-G-2

Type	Freq	Level	Limit	Margin	Raw	Dist	Condition	Azimuth	Height	Comment	AF	CL	PA
	(Hz)	(dBuV/m)	(dBuV/m)	(dB)	(dBuV)	(m)		(°)	(m)		(dB)	(dB)	(dB)
PK	2.3848G	68.89	74.00	-5.11	39.05	3	Vertical	10	2.99	-	27.66	2.18	-
AV	2.3862G	53.55	54.00	-0.45	23.70	3	Vertical	10	2.99	-	27.66	2.19	-
PK	2.4146G	120.88	Inf	-Inf	91.10	3	Vertical	10	2.99	-	27.57	2.21	-
AV	2.4144G	108.21	Inf	-Inf	78.43	3	Vertical	10	2.99	-	27.57	2.21	-

802.11ax HEW20_Nss1,(MCS0)_2TX

2417MHz_TX

14/11/2020

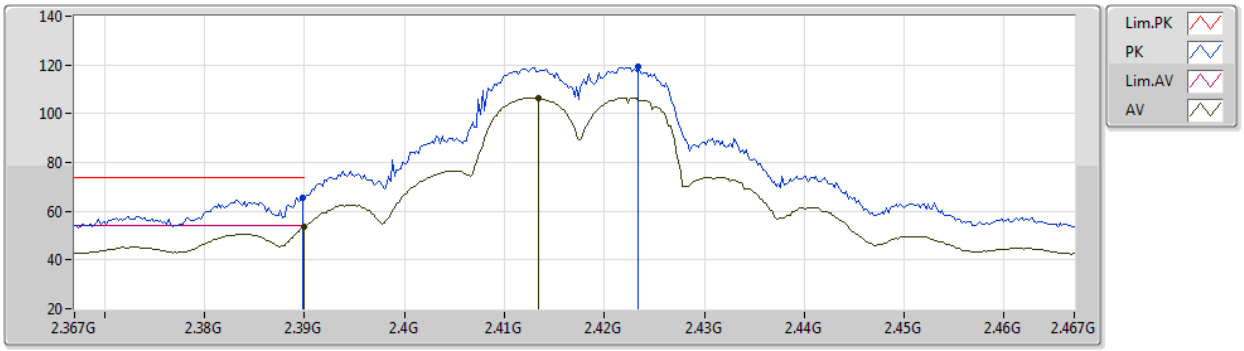

EUT Y_2TX
Setting 24.5
01-A-G-2

Type	Freq	Level	Limit	Margin	Raw	Dist	Condition	Azimuth	Height	Comment	AF	CL	PA
	(Hz)	(dBuV/m)	(dBuV/m)	(dB)	(dBuV)	(m)		(°)	(m)		(dB)	(dB)	(dB)
PK	2.3898G	65.66	74.00	-8.34	35.83	3	Horizontal	57	2.59	-	27.64	2.19	-
AV	2.39G	53.71	54.00	-0.29	23.88	3	Horizontal	57	2.59	-	27.64	2.19	-
PK	2.4234G	119.10	Inf	-Inf	89.33	3	Horizontal	57	2.59	-	27.55	2.22	-
AV	2.4134G	106.63	Inf	-Inf	76.85	3	Horizontal	57	2.59	-	27.57	2.21	-

802.11ax HEW20_Nss1,(MCS0)_2TX

2437MHz_TX

14/11/2020

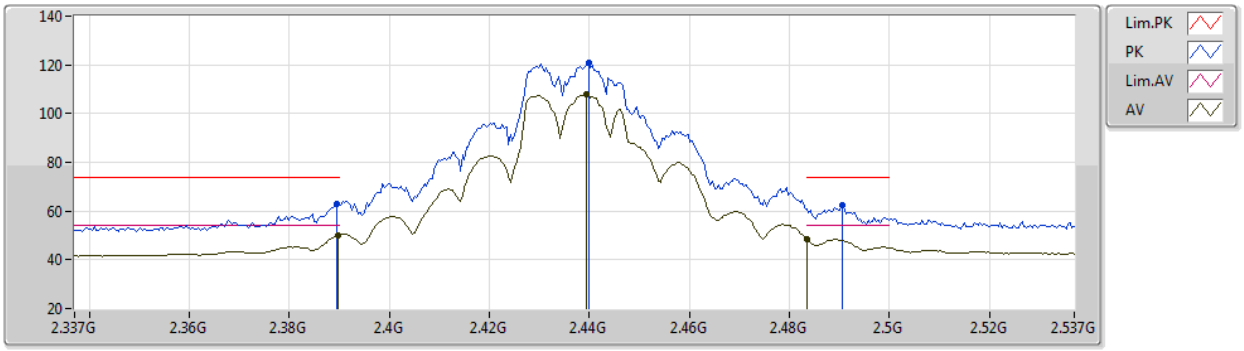

EUT Y_2TX
Setting 26.5
01-A-G-2

Type	Freq	Level	Limit	Margin	Raw	Dist	Condition	Azimuth	Height	Comment	AF	CL	PA
	(Hz)	(dBuV/m)	(dBuV/m)	(dB)	(dBuV)	(m)		(°)	(m)		(dB)	(dB)	(dB)
PK	2.3894G	63.14	74.00	-10.86	33.31	3	Vertical	337	2.82	-	27.64	2.19	-
AV	2.3898G	50.07	54.00	-3.93	20.24	3	Vertical	337	2.82	-	27.64	2.19	-
PK	2.4398G	120.85	Inf	-Inf	91.09	3	Vertical	337	2.82	-	27.52	2.24	-
AV	2.4394G	107.90	Inf	-Inf	78.14	3	Vertical	337	2.82	-	27.52	2.24	-
PK	2.4906G	62.16	74.00	-11.84	32.45	3	Vertical	337	2.82	-	27.42	2.29	-
AV	2.4835G	48.68	54.00	-5.32	18.97	3	Vertical	337	2.82	-	27.43	2.28	-

802.11ax HEW20_Nss1,(MCS0)_2TX

2437MHz_TX

14/11/2020

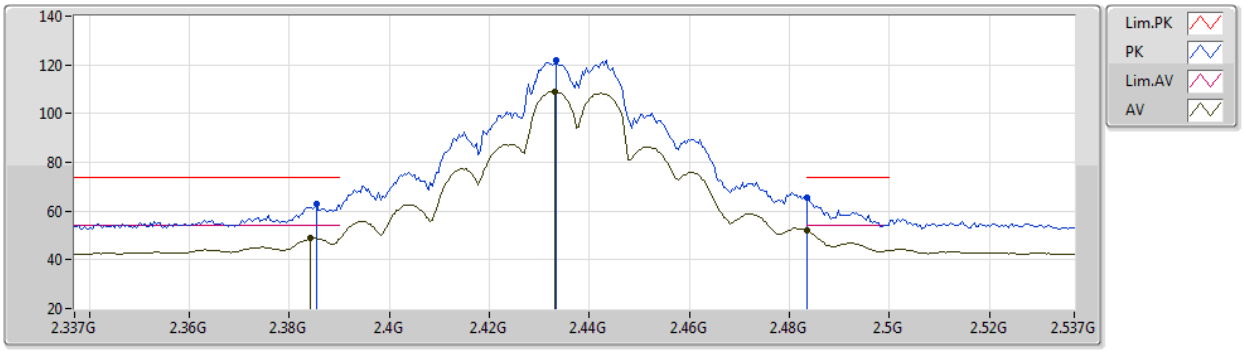

EUT Y_2TX
Setting 26.5
01-A-G-2

Type	Freq	Level	Limit	Margin	Raw	Dist	Condition	Azimuth	Height	Comment	AF	CL	PA
	(Hz)	(dBuV/m)	(dBuV/m)	(dB)	(dBuV)	(m)		(°)	(m)		(dB)	(dB)	(dB)
PK	2.3854G	63.07	74.00	-10.93	33.22	3	Horizontal	54	2.50	-	27.66	2.19	-
AV	2.3842G	48.80	54.00	-5.20	18.96	3	Horizontal	54	2.50	-	27.66	2.18	-
PK	2.4334G	121.88	Inf	-Inf	92.12	3	Horizontal	54	2.50	-	27.53	2.23	-
AV	2.433G	109.15	Inf	-Inf	79.39	3	Horizontal	54	2.50	-	27.53	2.23	-
PK	2.4835G	65.27	74.00	-8.73	35.56	3	Horizontal	54	2.50	-	27.43	2.28	-
AV	2.4835G	52.27	54.00	-1.73	22.56	3	Horizontal	54	2.50	-	27.43	2.28	-

802.11ax HEW20_Nss1,(MCS0)_2TX

2437MHz_TX

14/11/2020

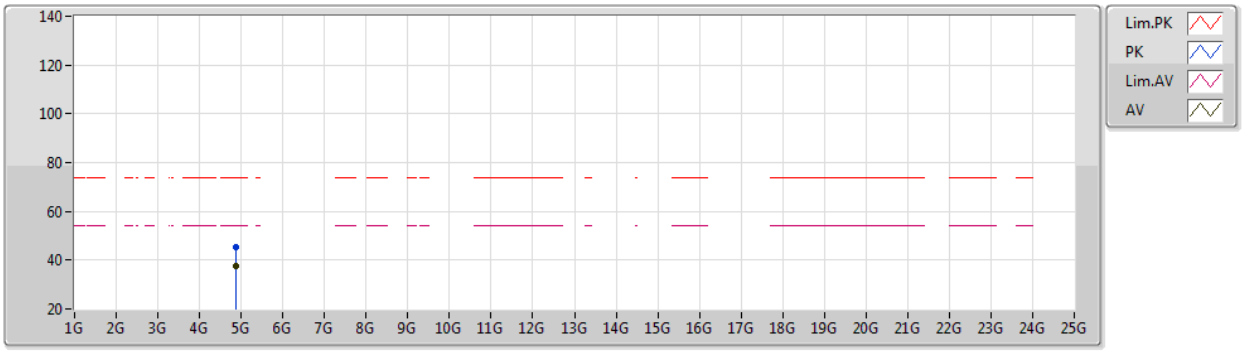

EUT Y_2TX
Setting 26.5
01-A-G-2

Type	Freq	Level	Limit	Margin	Raw	Dist	Condition	Azimuth	Height	Comment	AF	CL	PA
	(Hz)	(dBuV/m)	(dBuV/m)	(dB)	(dBuV)	(m)		(°)	(m)		(dB)	(dB)	(dB)
PK	4.8742G	45.09	74.00	-28.91	43.48	3	Vertical	226	1.51	-	31.25	5.04	34.68
AV	4.87404G	37.56	54.00	-16.44	35.95	3	Vertical	226	1.51	-	31.25	5.04	34.68

802.11ax HEW20_Nss1,(MCS0)_2TX

2437MHz_TX

14/11/2020

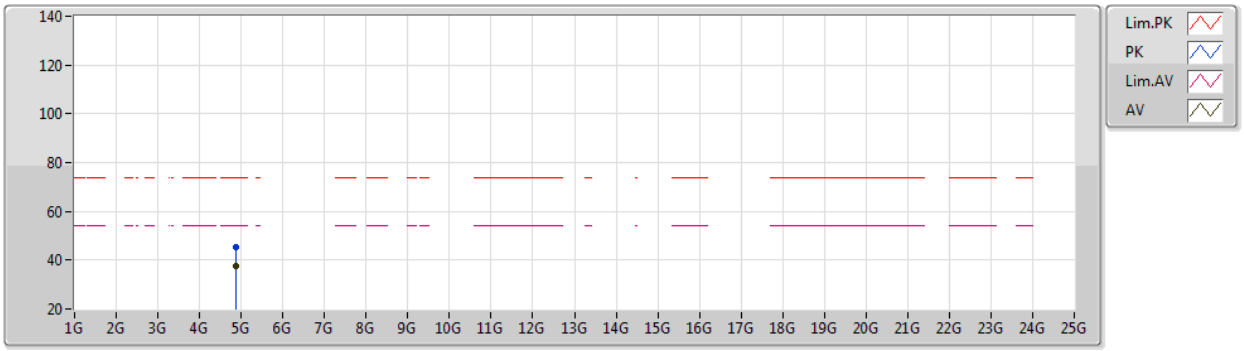

EUT Y_2TX
Setting 26.5
01-A-G-2

Type	Freq	Level	Limit	Margin	Raw	Dist	Condition	Azimuth	Height	Comment	AF	CL	PA
	(Hz)	(dBuV/m)	(dBuV/m)	(dB)	(dBuV)	(m)		(°)	(m)		(dB)	(dB)	(dB)
PK	4.87402G	45.15	74.00	-28.85	43.54	3	Horizontal	249	1.78	-	31.25	5.04	34.68
AV	4.87397G	37.63	54.00	-16.37	36.02	3	Horizontal	249	1.78	-	31.25	5.04	34.68

802.11ax HEW20_Nss1,(MCS0)_2TX

2457MHz_TX

14/11/2020

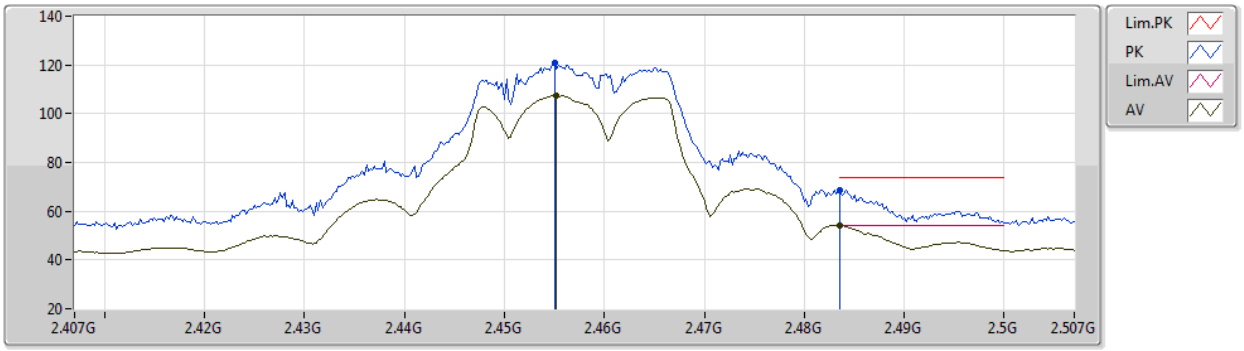

EUT Y_2TX
Setting 23.5
01-A-G-2

Type	Freq	Level	Limit	Margin	Raw	Dist	Condition	Azimuth	Height	Comment	AF	CL	PA
	(Hz)	(dBuV/m)	(dBuV/m)	(dB)	(dBuV)	(m)		(°)	(m)		(dB)	(dB)	(dB)
PK	2.455G	120.83	Inf	-Inf	91.08	3	Vertical	0	2.91	-	27.49	2.26	-
AV	2.4552G	107.28	Inf	-Inf	77.53	3	Vertical	0	2.91	-	27.49	2.26	-
PK	2.4835G	68.78	74.00	-5.22	39.07	3	Vertical	0	2.91	-	27.43	2.28	-
AV	2.4836G	53.99	54.00	-0.01	24.28	3	Vertical	0	2.91	-	27.43	2.28	-

802.11ax HEW20_Nss1,(MCS0)_2TX

2457MHz_TX

14/11/2020

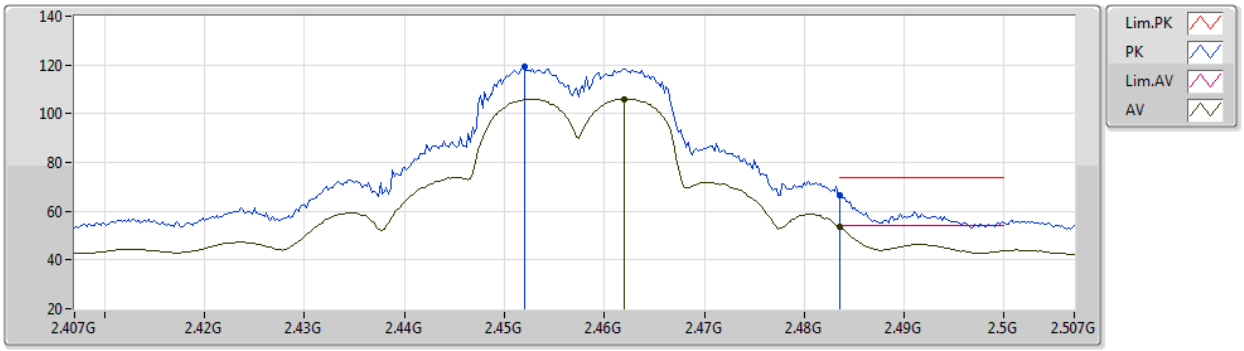

EUT Y_2TX
Setting 23.5
01-A-G-2

Type	Freq	Level	Limit	Margin	Raw	Dist	Condition	Azimuth	Height	Comment	AF	CL	PA
	(Hz)	(dBuV/m)	(dBuV/m)	(dB)	(dBuV)	(m)		(°)	(m)		(dB)	(dB)	(dB)
PK	2.452G	119.34	Inf	-Inf	89.59	3	Horizontal	56	2.32	-	27.50	2.25	-
AV	2.462G	106.09	Inf	-Inf	76.35	3	Horizontal	56	2.32	-	27.48	2.26	-
PK	2.4835G	66.70	74.00	-7.30	36.99	3	Horizontal	56	2.32	-	27.43	2.28	-
AV	2.4835G	53.80	54.00	-0.20	24.09	3	Horizontal	56	2.32	-	27.43	2.28	-

802.11ax HEW20_Nss1,(MCS0)_2TX

2462MHz_TX

14/11/2020

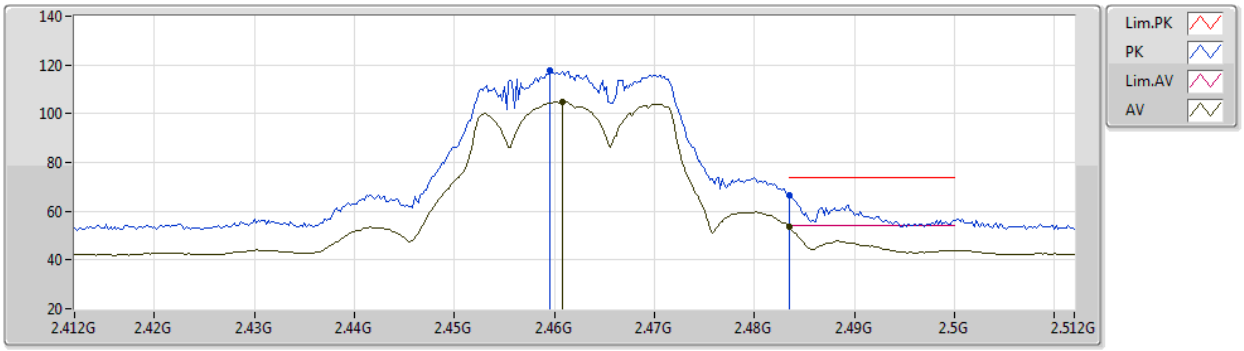

EUT Y_2TX
Setting 21
01-A-G-2

Type	Freq	Level	Limit	Margin	Raw	Dist	Condition	Azimuth	Height	Comment	AF	CL	PA
	(Hz)	(dBuV/m)	(dBuV/m)	(dB)	(dBuV)	(m)		(°)	(m)		(dB)	(dB)	(dB)
PK	2.4596G	117.74	Inf	-Inf	88.00	3	Vertical	359	2.92	-	27.48	2.26	-
AV	2.4608G	104.67	Inf	-Inf	74.93	3	Vertical	359	2.92	-	27.48	2.26	-
PK	2.4835G	66.68	74.00	-7.32	36.97	3	Vertical	359	2.92	-	27.43	2.28	-
AV	2.4835G	53.70	54.00	-0.30	23.99	3	Vertical	359	2.92	-	27.43	2.28	-

802.11ax HEW20_Nss1,(MCS0)_2TX

2462MHz_TX

14/11/2020

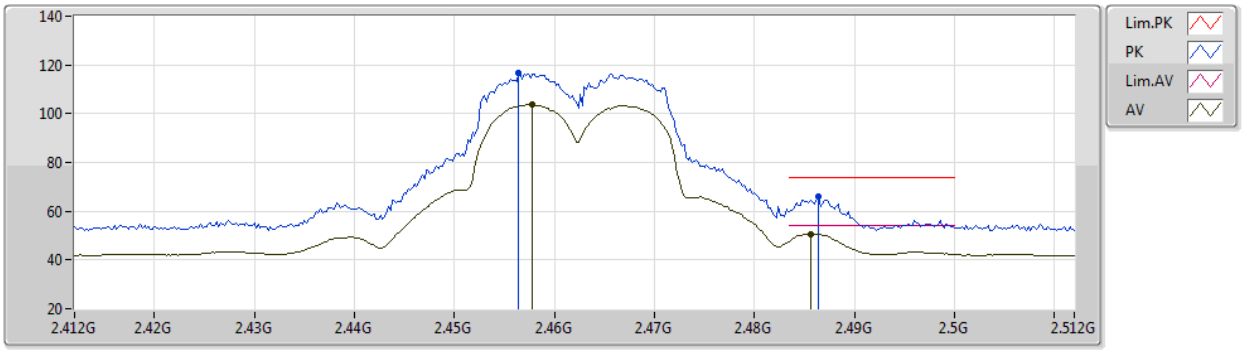

EUT Y_2TX
Setting 21
01-A-G-2

Type	Freq	Level	Limit	Margin	Raw	Dist	Condition	Azimuth	Height	Comment	AF	CL	PA
	(Hz)	(dBuV/m)	(dBuV/m)	(dB)	(dBuV)	(m)		(°)	(m)		(dB)	(dB)	(dB)
PK	2.4564G	116.83	Inf	-Inf	87.08	3	Horizontal	56	2.33	-	27.49	2.26	-
AV	2.4578G	103.83	Inf	-Inf	74.09	3	Horizontal	56	2.33	-	27.48	2.26	-
PK	2.4864G	65.88	74.00	-8.12	36.16	3	Horizontal	56	2.33	-	27.43	2.29	-
AV	2.4856G	50.77	54.00	-3.23	21.05	3	Horizontal	56	2.33	-	27.43	2.29	-

802.11ax HEW20_Nss1,(MCS0)_2TX

2462MHz_TX

14/11/2020

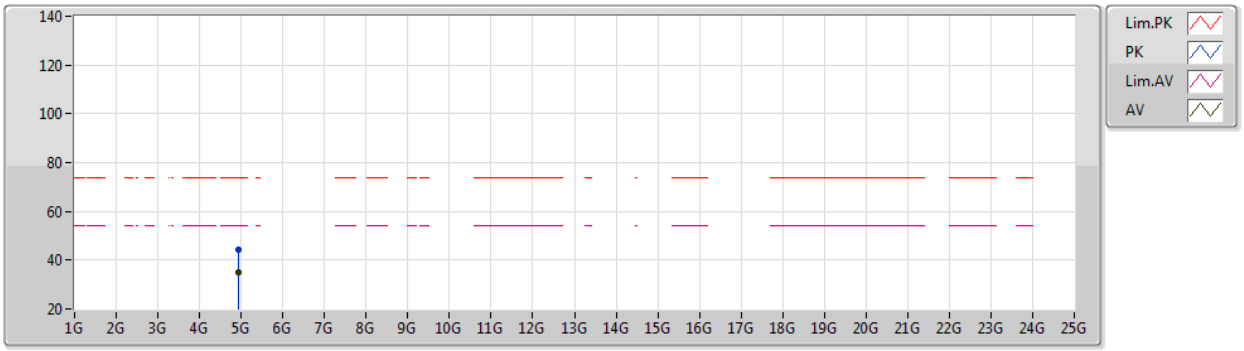

EUT Y_2TX
Setting 21
01-A-G-2

Type	Freq	Level	Limit	Margin	Raw	Dist	Condition	Azimuth	Height	Comment	AF	CL	PA
	(Hz)	(dBuV/m)	(dBuV/m)	(dB)	(dBuV)	(m)		(°)	(m)		(dB)	(dB)	(dB)
PK	4.92396G	44.15	74.00	-29.85	42.38	3	Vertical	116	1.99	-	31.35	5.06	34.64
AV	4.92398G	35.13	54.00	-18.87	33.36	3	Vertical	116	1.99	-	31.35	5.06	34.64

802.11ax HEW20_Nss1,(MCS0)_2TX

2462MHz_TX

14/11/2020

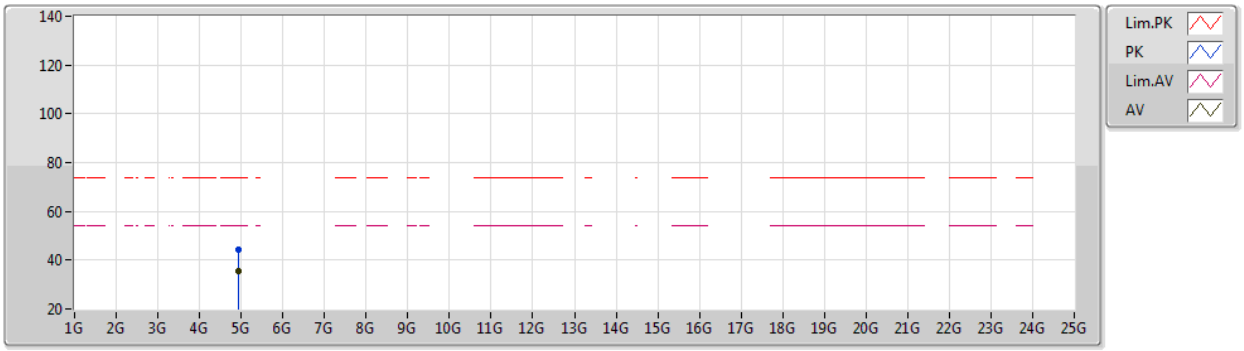

EUT Y_2TX
Setting 21
01-A-G-2

Type	Freq	Level	Limit	Margin	Raw	Dist	Condition	Azimuth	Height	Comment	AF	CL	PA
	(Hz)	(dBuV/m)	(dBuV/m)	(dB)	(dBuV)	(m)		(°)	(m)		(dB)	(dB)	(dB)
PK	4.92414G	44.17	74.00	-29.83	42.40	3	Horizontal	325	1.29	-	31.35	5.06	34.64
AV	4.92397G	35.34	54.00	-18.66	33.57	3	Horizontal	325	1.29	-	31.35	5.06	34.64

802.11ax HEW40_Nss1,(MCS0)_2TX

2422MHz_TX

14/11/2020

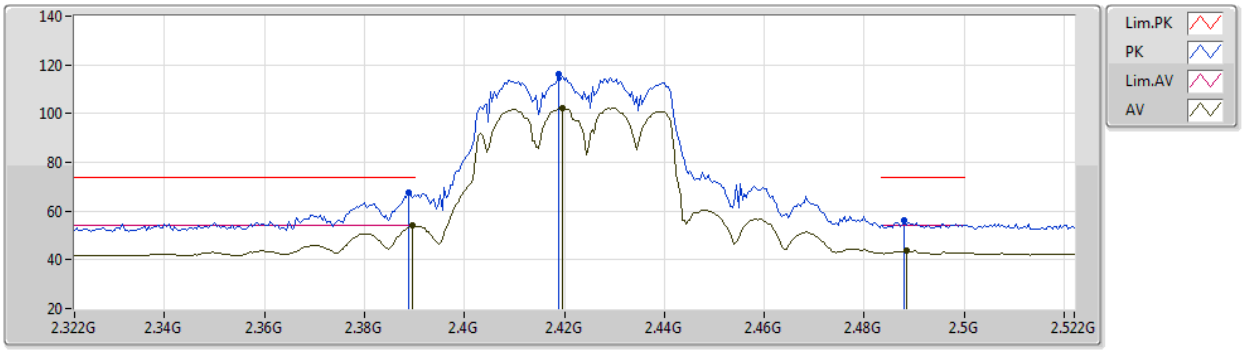

EUT Y_2TX
Setting 20.5
01-A-G-2

Type	Freq	Level	Limit	Margin	Raw	Dist	Condition	Azimuth	Height	Comment	AF	CL	PA
	(Hz)	(dBuV/m)	(dBuV/m)	(dB)	(dBuV)	(m)		(°)	(m)		(dB)	(dB)	(dB)
PK	2.3888G	67.63	74.00	-6.37	37.80	3	Vertical	12	3.00	-	27.64	2.19	-
AV	2.3896G	53.88	54.00	-0.12	24.05	3	Vertical	12	3.00	-	27.64	2.19	-
PK	2.4188G	116.23	Inf	-Inf	86.45	3	Vertical	12	3.00	-	27.56	2.22	-
AV	2.4196G	102.25	Inf	-Inf	72.47	3	Vertical	12	3.00	-	27.56	2.22	-
PK	2.488G	56.17	74.00	-17.83	26.46	3	Vertical	12	3.00	-	27.42	2.29	-
AV	2.4884G	43.56	54.00	-10.44	13.85	3	Vertical	12	3.00	-	27.42	2.29	-

802.11ax HEW40_Nss1,(MCS0)_2TX

2422MHz_TX

14/11/2020

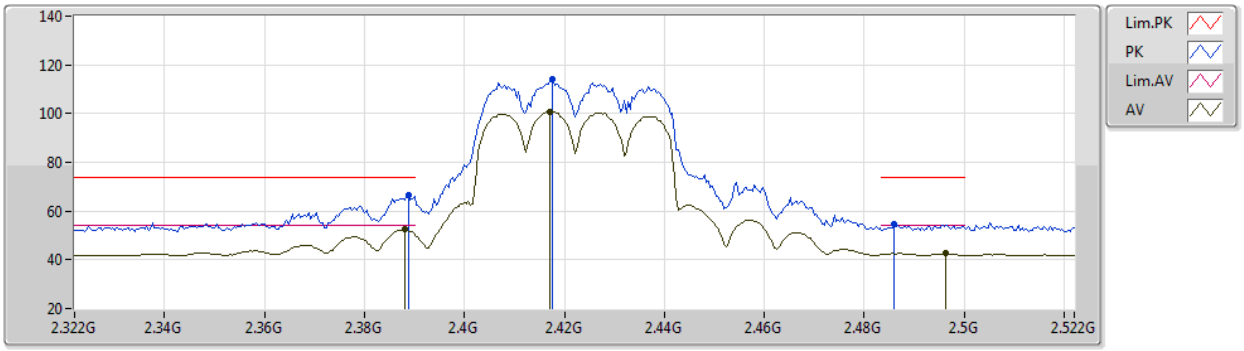

EUT Y_2TX
Setting 20.5
01-A-G-2

Type	Freq	Level	Limit	Margin	Raw	Dist	Condition	Azimuth	Height	Comment	AF	CL	PA
	(Hz)	(dBuV/m)	(dBuV/m)	(dB)	(dBuV)	(m)		(°)	(m)		(dB)	(dB)	(dB)
PK	2.3888G	66.81	74.00	-7.19	36.98	3	Horizontal	55	2.70	-	27.64	2.19	-
AV	2.388G	52.42	54.00	-1.58	22.58	3	Horizontal	55	2.70	-	27.65	2.19	-
PK	2.4176G	114.05	Inf	-Inf	84.27	3	Horizontal	55	2.70	-	27.56	2.22	-
AV	2.4172G	100.91	Inf	-Inf	71.12	3	Horizontal	55	2.70	-	27.57	2.22	-
PK	2.486G	54.43	74.00	-19.57	24.71	3	Horizontal	55	2.70	-	27.43	2.29	-
AV	2.4964G	42.59	54.00	-11.41	12.88	3	Horizontal	55	2.70	-	27.41	2.30	-

802.11ax HEW40_Nss1,(MCS0)_2TX

2422MHz_TX

14/11/2020

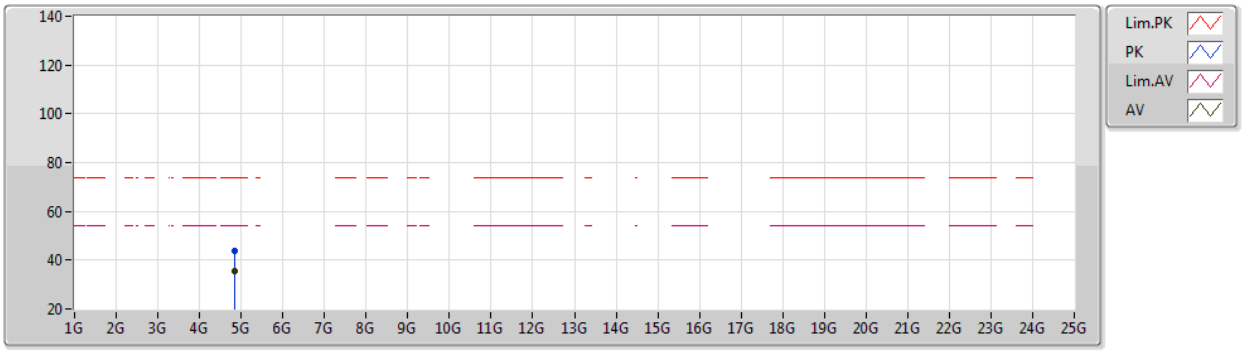

EUT Y_2TX
Setting 20.5
01-A-G-2

Type	Freq	Level	Limit	Margin	Raw	Dist	Condition	Azimuth	Height	Comment	AF	CL	PA
	(Hz)	(dBuV/m)	(dBuV/m)	(dB)	(dBuV)	(m)		(°)	(m)		(dB)	(dB)	(dB)
PK	4.84415G	43.69	74.00	-30.31	42.19	3	Vertical	194	2.35	-	31.19	5.02	34.71
AV	4.84395G	35.53	54.00	-18.47	34.03	3	Vertical	194	2.35	-	31.19	5.02	34.71

802.11ax HEW40_Nss1,(MCS0)_2TX

2422MHz_TX

14/11/2020

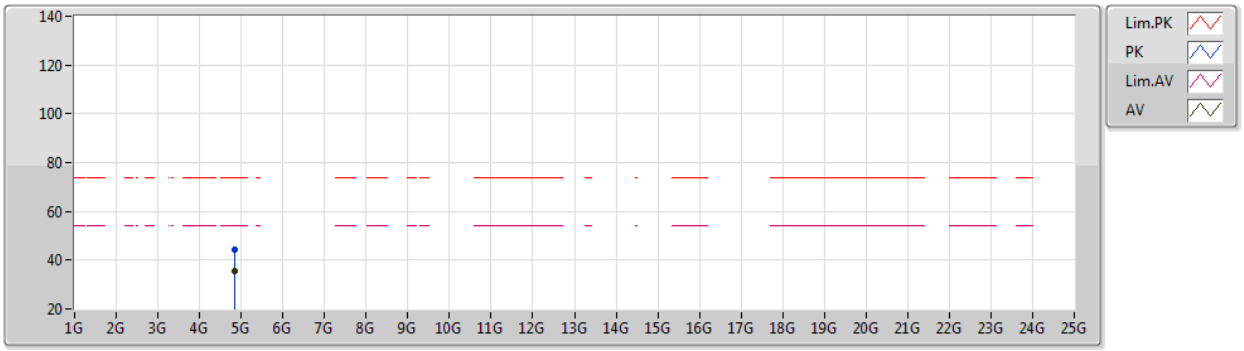

EUT Y_2TX
Setting 20.5
01-A-G-2

Type	Freq	Level	Limit	Margin	Raw	Dist	Condition	Azimuth	Height	Comment	AF	CL	PA
	(Hz)	(dBuV/m)	(dBuV/m)	(dB)	(dBuV)	(m)		(°)	(m)		(dB)	(dB)	(dB)
PK	4.8438G	44.13	74.00	-29.87	42.63	3	Horizontal	66	2.67	-	31.19	5.02	34.71
AV	4.844G	35.56	54.00	-18.44	34.06	3	Horizontal	66	2.67	-	31.19	5.02	34.71

802.11ax HEW40_Nss1,(MCS0)_2TX

2437MHz_TX

14/11/2020

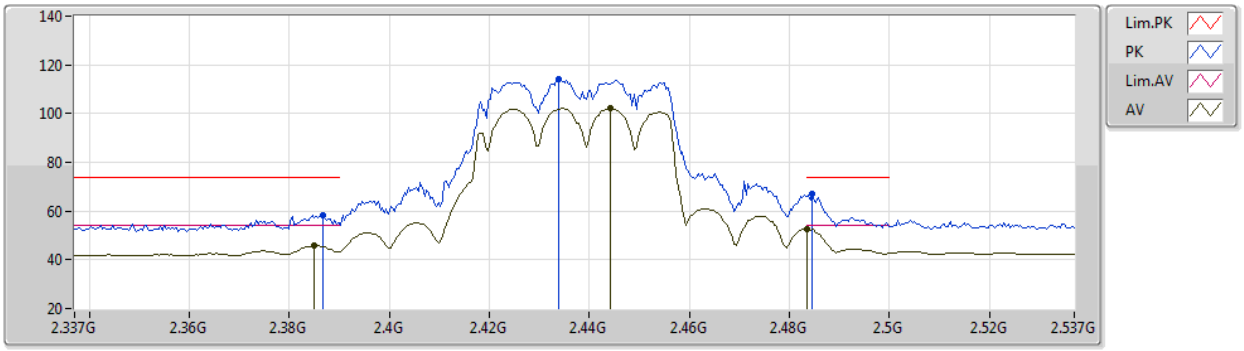

EUT Y_2TX
Setting 21
01-A-G-2

Type	Freq	Level	Limit	Margin	Raw	Dist	Condition	Azimuth	Height	Comment	AF	CL	PA
	(Hz)	(dBuV/m)	(dBuV/m)	(dB)	(dBuV)	(m)		(°)	(m)		(dB)	(dB)	(dB)
PK	2.3866G	58.31	74.00	-15.69	28.47	3	Vertical	11	3.00	-	27.65	2.19	-
AV	2.385G	45.68	54.00	-8.32	15.83	3	Vertical	11	3.00	-	27.66	2.19	-
PK	2.4338G	114.13	Inf	-Inf	84.37	3	Vertical	11	3.00	-	27.53	2.23	-
AV	2.4442G	102.06	Inf	-Inf	72.31	3	Vertical	11	3.00	-	27.51	2.24	-
PK	2.4846G	67.19	74.00	-6.81	37.48	3	Vertical	11	3.00	-	27.43	2.28	-
AV	2.4835G	52.73	54.00	-1.27	23.02	3	Vertical	11	3.00	-	27.43	2.28	-

802.11ax HEW40_Nss1,(MCS0)_2TX

2437MHz_TX

14/11/2020

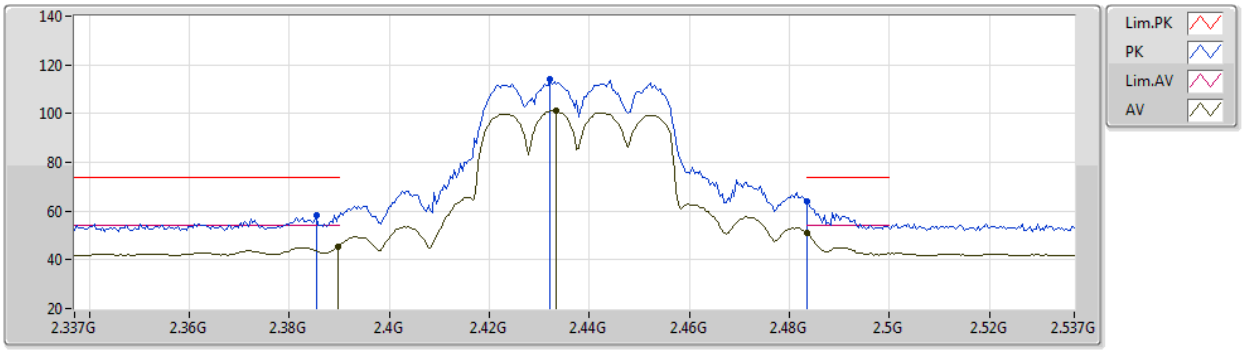

EUT Y_2TX
Setting 21
01-A-G-2

Type	Freq	Level	Limit	Margin	Raw	Dist	Condition	Azimuth	Height	Comment	AF	CL	PA
	(Hz)	(dBuV/m)	(dBuV/m)	(dB)	(dBuV)	(m)		(°)	(m)		(dB)	(dB)	(dB)
PK	2.3854G	58.22	74.00	-15.78	28.37	3	Horizontal	56	2.49	-	27.66	2.19	-
AV	2.3898G	45.49	54.00	-8.51	15.66	3	Horizontal	56	2.49	-	27.64	2.19	-
PK	2.4322G	114.18	Inf	-Inf	84.41	3	Horizontal	56	2.49	-	27.54	2.23	-
AV	2.4334G	101.27	Inf	-Inf	71.51	3	Horizontal	56	2.49	-	27.53	2.23	-
PK	2.4835G	64.08	74.00	-9.92	34.37	3	Horizontal	56	2.49	-	27.43	2.28	-
AV	2.4835G	51.09	54.00	-2.91	21.38	3	Horizontal	56	2.49	-	27.43	2.28	-

802.11ax HEW40_Nss1,(MCS0)_2TX

2437MHz_TX

14/11/2020

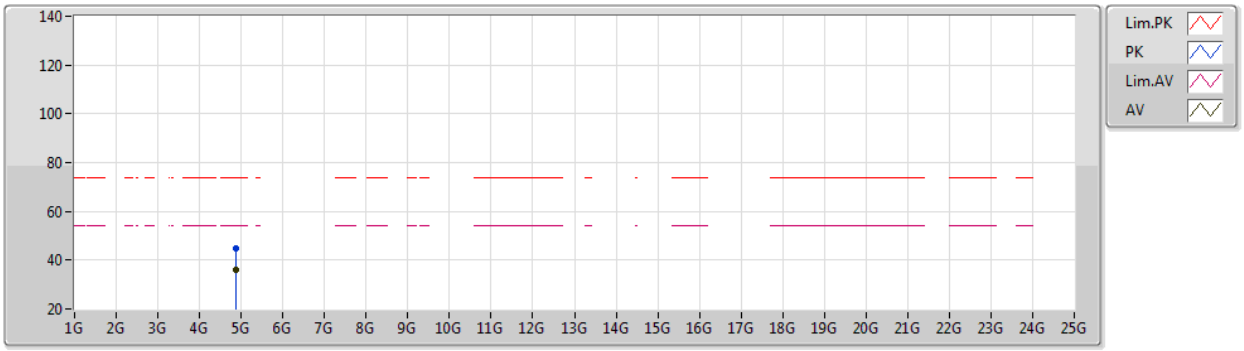

EUT Y_2TX
Setting 21
01-A-G-2

Type	Freq	Level	Limit	Margin	Raw	Dist	Condition	Azimuth	Height	Comment	AF	CL	PA
	(Hz)	(dBuV/m)	(dBuV/m)	(dB)	(dBuV)	(m)		(°)	(m)		(dB)	(dB)	(dB)
PK	4.87409G	45.08	74.00	-28.92	43.47	3	Vertical	34	1.00	-	31.25	5.04	34.68
AV	4.87397G	35.91	54.00	-18.09	34.30	3	Vertical	34	1.00	-	31.25	5.04	34.68

802.11ax HEW40_Nss1,(MCS0)_2TX

2437MHz_TX

14/11/2020

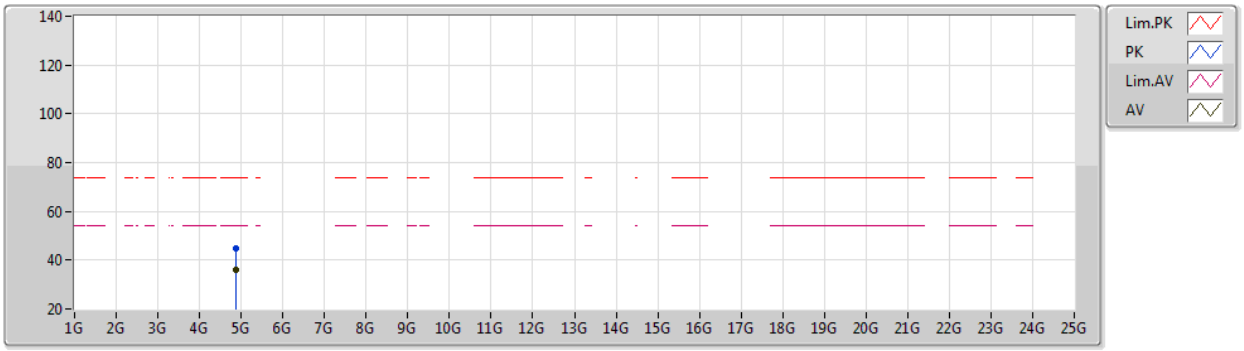

EUT Y_2TX
Setting 21
01-A-G-2

Type	Freq	Level	Limit	Margin	Raw	Dist	Condition	Azimuth	Height	Comment	AF	CL	PA
	(Hz)	(dBuV/m)	(dBuV/m)	(dB)	(dBuV)	(m)		(°)	(m)		(dB)	(dB)	(dB)
PK	4.87406G	44.74	74.00	-29.26	43.13	3	Horizontal	293	2.16	-	31.25	5.04	34.68
AV	4.87398G	36.16	54.00	-17.84	34.55	3	Horizontal	293	2.16	-	31.25	5.04	34.68

802.11ax HEW40_Nss1,(MCS0)_2TX

2452MHz_TX

14/11/2020

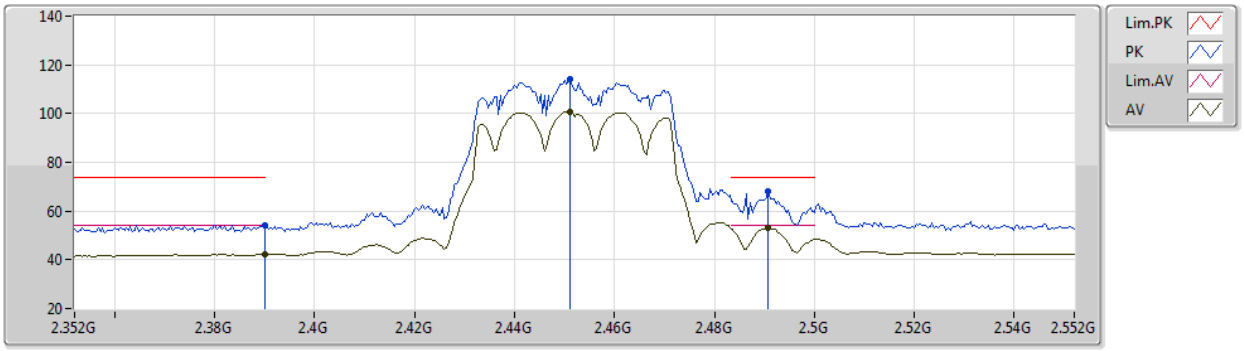

EUT Y_2TX
Setting 19.5
01-A-G-2

Type	Freq	Level	Limit	Margin	Raw	Dist	Condition	Azimuth	Height	Comment	AF	CL	PA
	(Hz)	(dBuV/m)	(dBuV/m)	(dB)	(dBuV)	(m)		(°)	(m)		(dB)	(dB)	(dB)
PK	2.39G	54.12	74.00	-19.88	24.29	3	Vertical	356	2.68	-	27.64	2.19	-
AV	2.39G	42.44	54.00	-11.56	12.61	3	Vertical	356	2.68	-	27.64	2.19	-
PK	2.4512G	114.22	Inf	-Inf	84.47	3	Vertical	356	2.68	-	27.50	2.25	-
AV	2.4512G	100.89	Inf	-Inf	71.14	3	Vertical	356	2.68	-	27.50	2.25	-
PK	2.4908G	67.91	74.00	-6.09	38.20	3	Vertical	356	2.68	-	27.42	2.29	-
AV	2.4908G	52.99	54.00	-1.01	23.28	3	Vertical	356	2.68	-	27.42	2.29	-

802.11ax HEW40_Nss1,(MCS0)_2TX

2452MHz_TX

14/11/2020

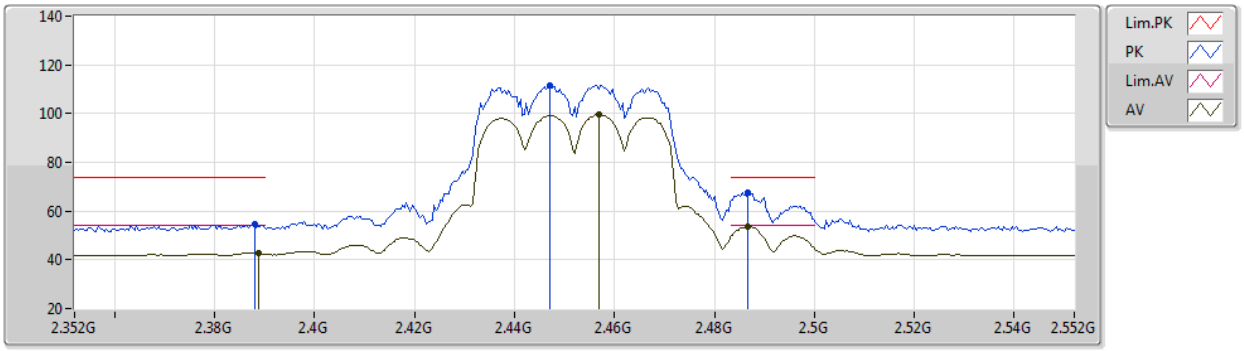

EUT Y_2TX
Setting 19.5
01-A-G-2

Type	Freq	Level	Limit	Margin	Raw	Dist	Condition	Azimuth	Height	Comment	AF	CL	PA
	(Hz)	(dBuV/m)	(dBuV/m)	(dB)	(dBuV)	(m)		(°)	(m)		(dB)	(dB)	(dB)
PK	2.388G	54.56	74.00	-19.44	24.72	3	Horizontal	63	2.34	-	27.65	2.19	-
AV	2.3888G	42.86	54.00	-11.14	13.03	3	Horizontal	63	2.34	-	27.64	2.19	-
PK	2.4472G	111.68	Inf	-Inf	81.92	3	Horizontal	63	2.34	-	27.51	2.25	-
AV	2.4568G	99.66	Inf	-Inf	69.91	3	Horizontal	63	2.34	-	27.49	2.26	-
PK	2.4868G	67.51	74.00	-6.49	37.79	3	Horizontal	63	2.34	-	27.43	2.29	-
AV	2.4868G	53.78	54.00	-0.22	24.06	3	Horizontal	63	2.34	-	27.43	2.29	-

802.11ax HEW40_Nss1,(MCS0)_2TX

2452MHz_TX

14/11/2020

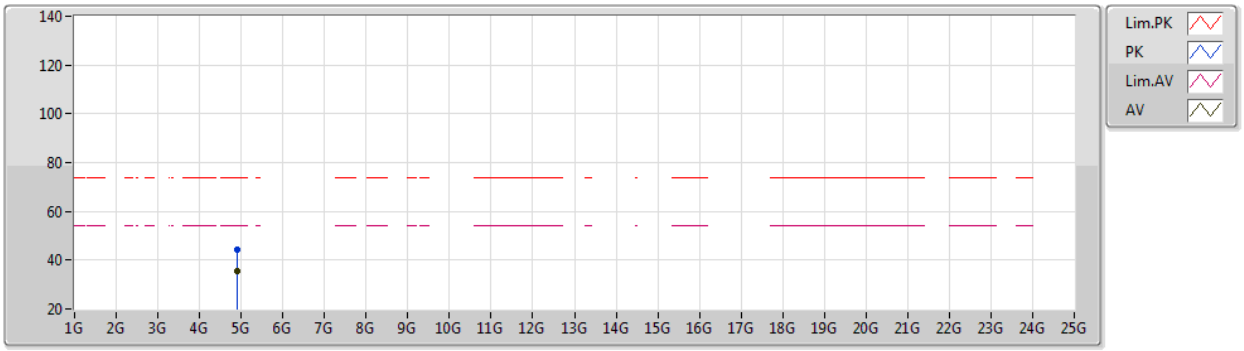

EUT Y_2TX
Setting 19.5
01-A-G-2

Type	Freq	Level	Limit	Margin	Raw	Dist	Condition	Azimuth	Height	Comment	AF	CL	PA
	(Hz)	(dBuV/m)	(dBuV/m)	(dB)	(dBuV)	(m)		(°)	(m)		(dB)	(dB)	(dB)
PK	4.90388G	44.27	74.00	-29.73	42.57	3	Vertical	359	2.04	-	31.31	5.05	34.66
AV	4.90398G	35.75	54.00	-18.25	34.05	3	Vertical	359	2.04	-	31.31	5.05	34.66

802.11ax HEW40_Nss1,(MCS0)_2TX

2452MHz_TX

14/11/2020

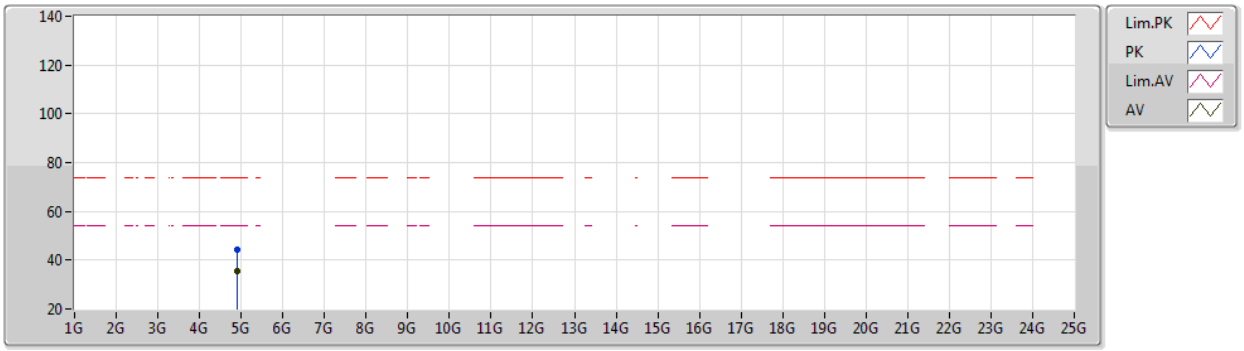

EUT Y_2TX
Setting 19.5
01-A-G-2

Type	Freq	Level	Limit	Margin	Raw	Dist	Condition	Azimuth	Height	Comment	AF	CL	PA
	(Hz)	(dBuV/m)	(dBuV/m)	(dB)	(dBuV)	(m)		(°)	(m)		(dB)	(dB)	(dB)
PK	4.90392G	44.25	74.00	-29.75	42.55	3	Horizontal	145	1.27	-	31.31	5.05	34.66
AV	4.90403G	35.69	54.00	-18.31	33.99	3	Horizontal	145	1.27	-	31.31	5.05	34.66

Summary

Mode	Result	Type	Freq (Hz)	Level (dBuV/m)	Limit (dBuV/m)	Margin (dB)	Dist (m)	Condition	Azimuth (°)	Height (m)	Comments
2.4-2.4835GHz	-	-	-	-	-	-	-	-	-	-	-
802.11ax HEW40-BF_Nss1,(MCS0)_2TX	Pass	AV	2.4852G	53.95	54.00	-0.05	3	Vertical	20	3.00	-

802.11ax HEW20-BF_Nss1,(MCS0)_2TX

2412MHz_TX

18/11/2020

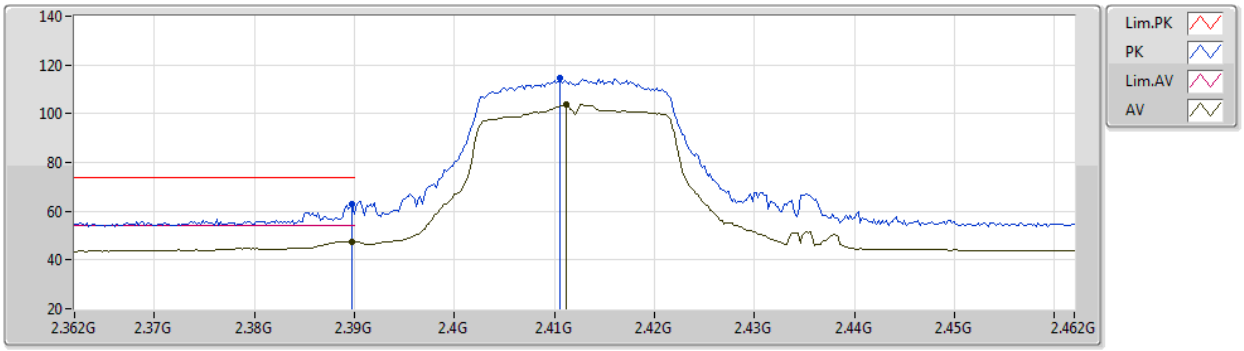

EUT Y_2TX
Setting 24
06-D-L-2

Type	Freq	Level	Limit	Margin	Raw	Dist	Condition	Azimuth	Height	Comment	AF	CL	PA
	(Hz)	(dBuV/m)	(dBuV/m)	(dB)	(dBuV)	(m)		(°)	(m)		(dB)	(dB)	(dB)
PK	2.3898G	62.75	74.00	-11.25	32.07	3	Vertical	203	1.77	-	27.60	3.08	-
AV	2.3898G	47.54	54.00	-6.46	16.86	3	Vertical	203	1.77	-	27.60	3.08	-
PK	2.4106G	114.66	Inf	-Inf	83.99	3	Vertical	203	1.77	-	27.56	3.11	-
AV	2.4112G	103.92	Inf	-Inf	73.25	3	Vertical	203	1.77	-	27.56	3.11	-

802.11ax HEW20-BF_Nss1,(MCS0)_2TX

2412MHz_TX

18/11/2020

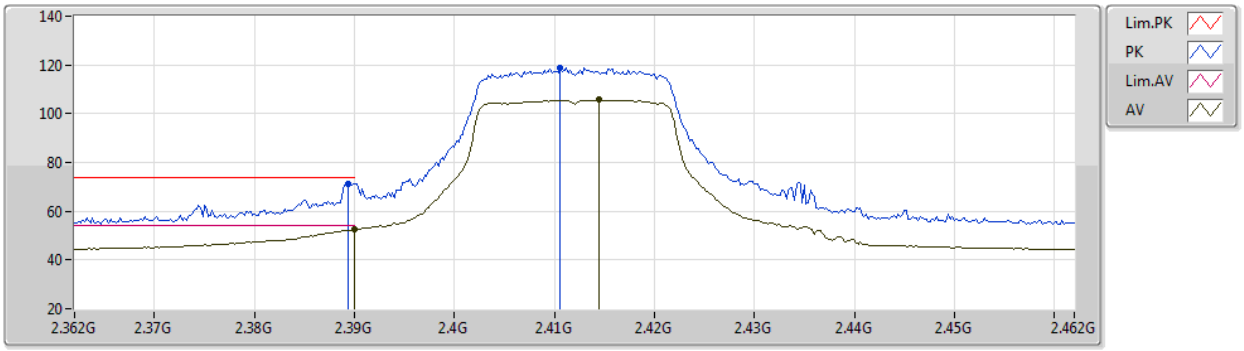

EUT Y_2TX
Setting 24
06-D-L-2

Type	Freq	Level	Limit	Margin	Raw	Dist	Condition	Azimuth	Height	Comment	AF	CL	PA
	(Hz)	(dBuV/m)	(dBuV/m)	(dB)	(dBuV)	(m)		(°)	(m)		(dB)	(dB)	(dB)
PK	2.3894G	71.35	74.00	-2.65	40.67	3	Horizontal	65	2.01	-	27.60	3.08	-
AV	2.39G	52.51	54.00	-1.49	21.83	3	Horizontal	65	2.01	-	27.60	3.08	-
PK	2.4106G	118.86	Inf	-Inf	88.19	3	Horizontal	65	2.01	-	27.56	3.11	-
AV	2.4144G	105.62	Inf	-Inf	74.97	3	Horizontal	65	2.01	-	27.54	3.11	-

802.11ax HEW20-BF_Nss1,(MCS0)_2TX

2412MHz_TX

18/11/2020

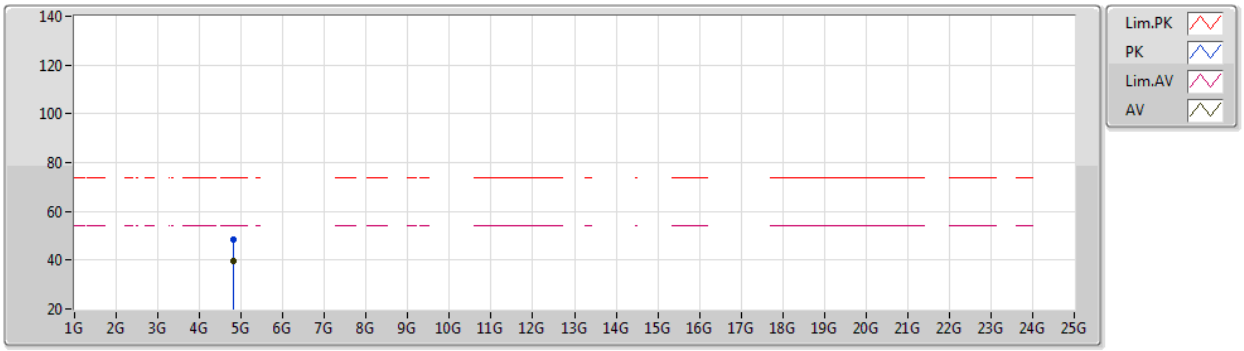

EUT Y_2TX
Setting 24
06-D-L-2

Type	Freq	Level	Limit	Margin	Raw	Dist	Condition	Azimuth	Height	Comment	AF	CL	PA
	(Hz)	(dBuV/m)	(dBuV/m)	(dB)	(dBuV)	(m)		(°)	(m)		(dB)	(dB)	(dB)
PK	4.82393G	48.53	74.00	-25.47	44.17	3	Vertical	5	1.90	-	31.10	5.00	31.74
AV	4.824G	39.59	54.00	-14.41	35.23	3	Vertical	5	1.90	-	31.10	5.00	31.74

802.11ax HEW20-BF_Nss1,(MCS0)_2TX

2412MHz_TX

18/11/2020

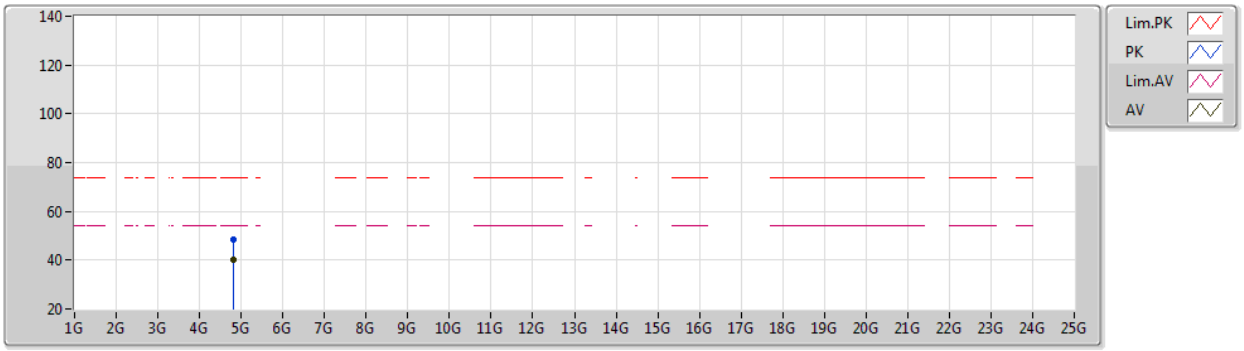

EUT Y_2TX
Setting 24
06-D-L-2

Type	Freq	Level	Limit	Margin	Raw	Dist	Condition	Azimuth	Height	Comment	AF	CL	PA
	(Hz)	(dBuV/m)	(dBuV/m)	(dB)	(dBuV)	(m)		(°)	(m)		(dB)	(dB)	(dB)
PK	4.82394G	48.68	74.00	-25.32	44.32	3	Horizontal	252	1.73	-	31.10	5.00	31.74
AV	4.82398G	40.30	54.00	-13.70	35.94	3	Horizontal	252	1.73	-	31.10	5.00	31.74

802.11ax HEW20-BF_Nss1,(MCS0)_2TX

2437MHz_TX

18/11/2020

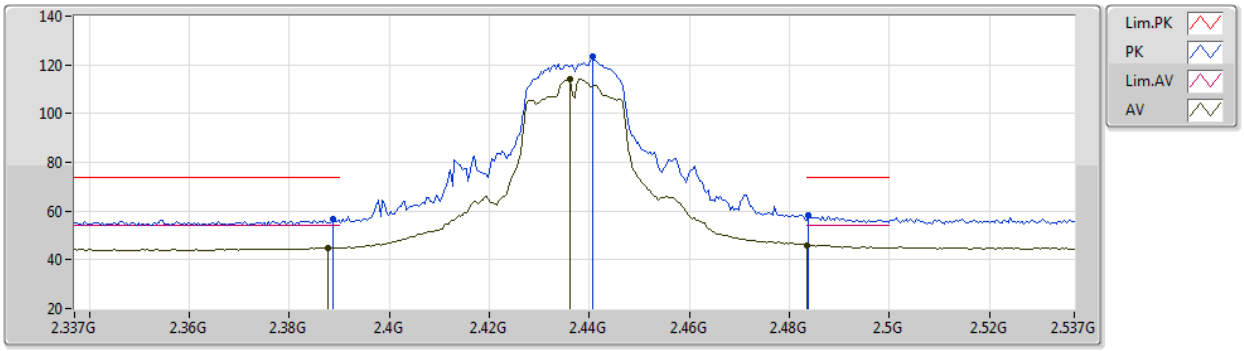

EUT Y_2TX
Setting 26
06-D-L-2

Type	Freq	Level	Limit	Margin	Raw	Dist	Condition	Azimuth	Height	Comment	AF	CL	PA
	(Hz)	(dBuV/m)	(dBuV/m)	(dB)	(dBuV)	(m)		(°)	(m)		(dB)	(dB)	(dB)
PK	2.3886G	56.72	74.00	-17.28	26.04	3	Vertical	355	2.80	-	27.60	3.08	-
AV	2.3878G	44.85	54.00	-9.15	14.17	3	Vertical	355	2.80	-	27.60	3.08	-
PK	2.4406G	123.31	Inf	-Inf	92.73	3	Vertical	355	2.80	-	27.44	3.14	-
AV	2.4362G	114.39	Inf	-Inf	83.79	3	Vertical	355	2.80	-	27.46	3.14	-
PK	2.4838G	58.48	74.00	-15.52	27.90	3	Vertical	355	2.80	-	27.40	3.18	-
AV	2.4835G	46.03	54.00	-7.97	15.45	3	Vertical	355	2.80	-	27.40	3.18	-

802.11ax HEW20-BF_Nss1,(MCS0)_2TX

2437MHz_TX

18/11/2020

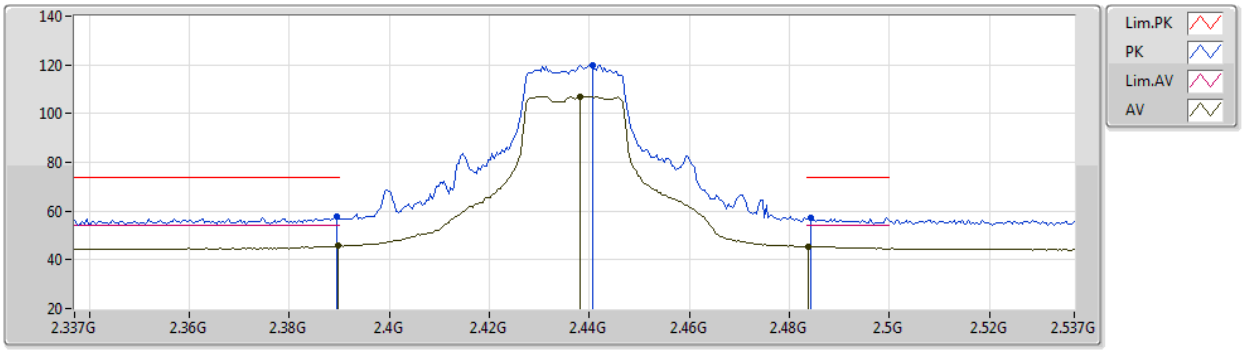

EUT Y_2TX
Setting 26
06-D-L-2

Type	Freq	Level	Limit	Margin	Raw	Dist	Condition	Azimuth	Height	Comment	AF	CL	PA
	(Hz)	(dBuV/m)	(dBuV/m)	(dB)	(dBuV)	(m)		(°)	(m)		(dB)	(dB)	(dB)
PK	2.3894G	57.65	74.00	-16.35	26.97	3	Horizontal	61	1.90	-	27.60	3.08	-
AV	2.3898G	45.62	54.00	-8.38	14.94	3	Horizontal	61	1.90	-	27.60	3.08	-
PK	2.4406G	119.92	Inf	-Inf	89.34	3	Horizontal	61	1.90	-	27.44	3.14	-
AV	2.4382G	107.05	Inf	-Inf	76.46	3	Horizontal	61	1.90	-	27.45	3.14	-
PK	2.4842G	57.18	74.00	-16.82	26.60	3	Horizontal	61	1.90	-	27.40	3.18	-
AV	2.4838G	45.42	54.00	-8.58	14.84	3	Horizontal	61	1.90	-	27.40	3.18	-

802.11ax HEW20-BF_Nss1,(MCS0)_2TX

2437MHz_TX

18/11/2020

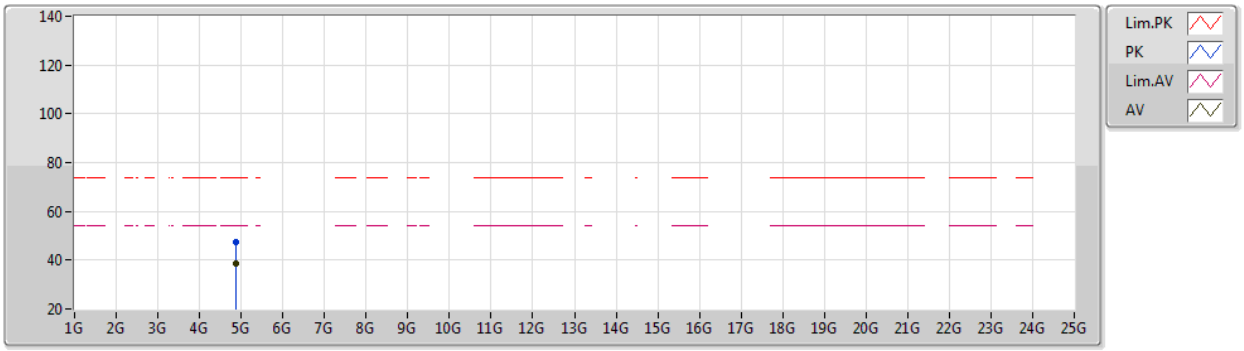

EUT Y_2TX
Setting 26
06-D-S-5

Type	Freq	Level	Limit	Margin	Raw	Dist	Condition	Azimuth	Height	Comment	AF	CL	PA
	(Hz)	(dBuV/m)	(dBuV/m)	(dB)	(dBuV)	(m)		(°)	(m)		(dB)	(dB)	(dB)
PK	4.87402G	47.44	74.00	-26.56	42.97	3	Vertical	360	1.80	-	31.15	5.00	31.68
AV	4.87406G	38.83	54.00	-15.17	34.36	3	Vertical	360	1.80	-	31.15	5.00	31.68

802.11ax HEW20-BF_Nss1,(MCS0)_2TX

2437MHz_TX

18/11/2020

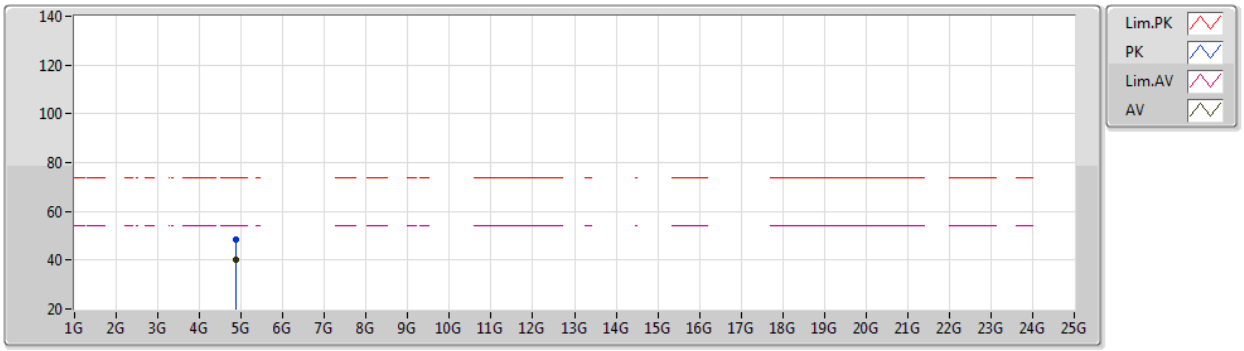

EUT Y_2TX
Setting 26
06-D-S-5

Type	Freq	Level	Limit	Margin	Raw	Dist	Condition	Azimuth	Height	Comment	AF	CL	PA
	(Hz)	(dBuV/m)	(dBuV/m)	(dB)	(dBuV)	(m)		(°)	(m)		(dB)	(dB)	(dB)
PK	4.87394G	48.58	74.00	-25.42	44.11	3	Horizontal	249	1.78	-	31.15	5.00	31.68
AV	4.87404G	40.19	54.00	-13.81	35.72	3	Horizontal	249	1.78	-	31.15	5.00	31.68

802.11ax HEW20-BF_Nss1,(MCS0)_2TX

2457MHz_TX

18/11/2020

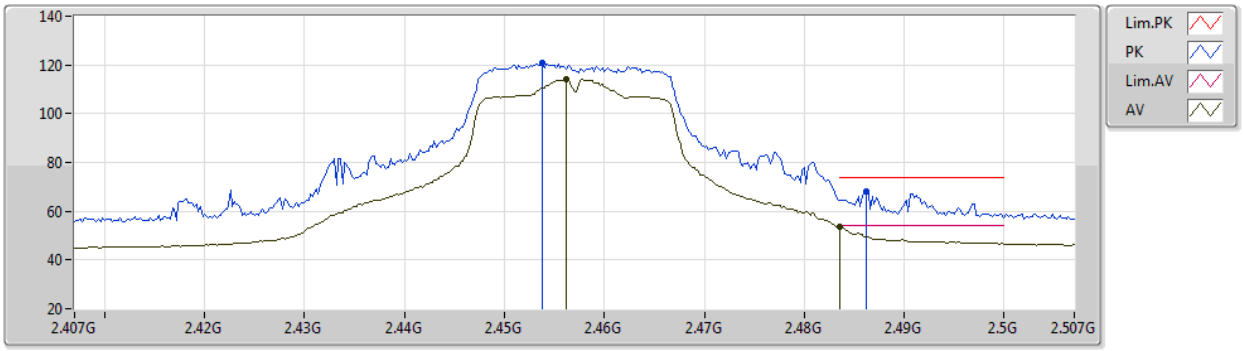

EUT Y_2TX
Setting 26
06-D-L-2

Type	Freq	Level	Limit	Margin	Raw	Dist	Condition	Azimuth	Height	Comment	AF	CL	PA
	(Hz)	(dBuV/m)	(dBuV/m)	(dB)	(dBuV)	(m)		(°)	(m)		(dB)	(dB)	(dB)
PK	2.4538G	120.66	Inf	-Inf	90.11	3	Vertical	356	3.00	-	27.40	3.15	-
AV	2.4562G	114.12	Inf	-Inf	83.56	3	Vertical	356	3.00	-	27.40	3.16	-
PK	2.4862G	67.87	74.00	-6.13	37.28	3	Vertical	356	3.00	-	27.40	3.19	-
AV	2.4835G	53.59	54.00	-0.41	23.01	3	Vertical	356	3.00	-	27.40	3.18	-

802.11ax HEW20-BF_Nss1,(MCS0)_2TX

2457MHz_TX

18/11/2020

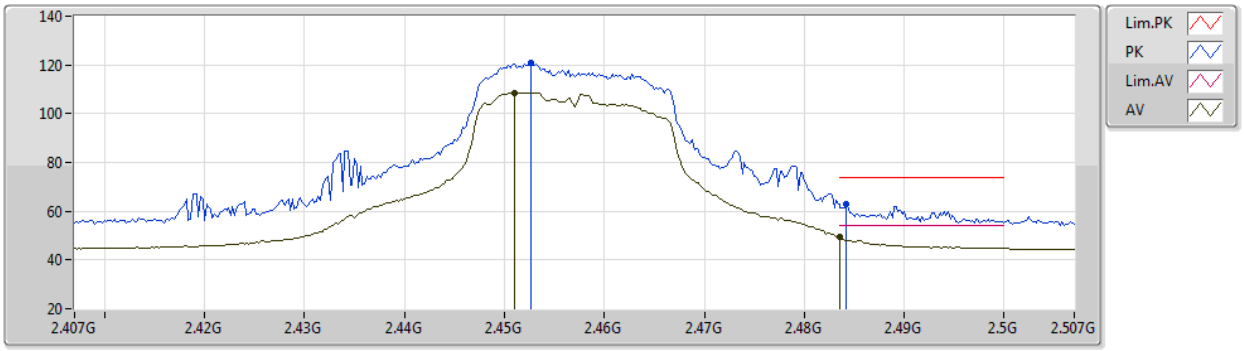

EUT Y_2TX
Setting 26
06-D-L-2

Type	Freq	Level	Limit	Margin	Raw	Dist	Condition	Azimuth	Height	Comment	AF	CL	PA
	(Hz)	(dBuV/m)	(dBuV/m)	(dB)	(dBuV)	(m)		(°)	(m)		(dB)	(dB)	(dB)
PK	2.4526G	120.63	Inf	-Inf	90.08	3	Horizontal	136	2.77	-	27.40	3.15	-
AV	2.451G	108.70	Inf	-Inf	78.15	3	Horizontal	136	2.77	-	27.40	3.15	-
PK	2.4842G	63.06	74.00	-10.94	32.48	3	Horizontal	136	2.77	-	27.40	3.18	-
AV	2.4835G	49.53	54.00	-4.47	18.95	3	Horizontal	136	2.77	-	27.40	3.18	-

802.11ax HEW20-BF_Nss1,(MCS0)_2TX

2462MHz_TX

18/11/2020

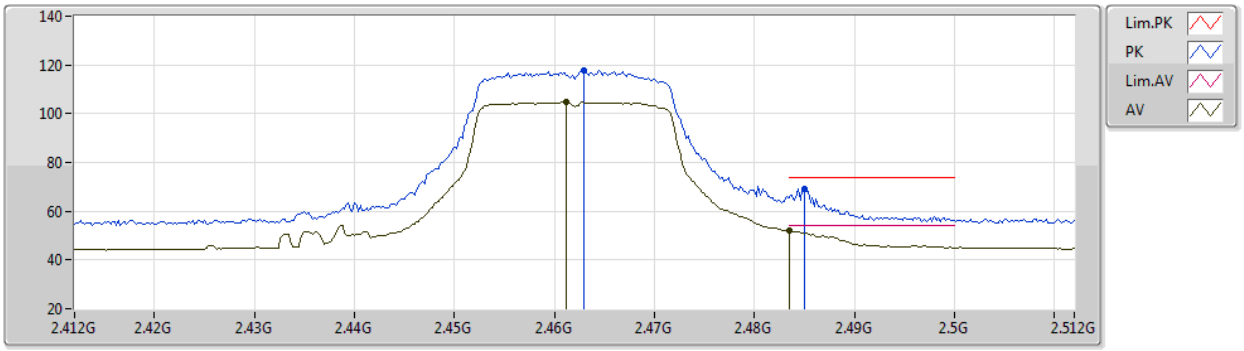

EUT Y_2TX
Setting 22
06-D-L-2

Type	Freq	Level	Limit	Margin	Raw	Dist	Condition	Azimuth	Height	Comment	AF	CL	PA
	(Hz)	(dBuV/m)	(dBuV/m)	(dB)	(dBuV)	(m)		(°)	(m)		(dB)	(dB)	(dB)
PK	2.463G	117.73	Inf	-Inf	87.17	3	Vertical	22	3.00	-	27.40	3.16	-
AV	2.4612G	105.02	Inf	-Inf	74.46	3	Vertical	22	3.00	-	27.40	3.16	-
PK	2.485G	69.34	74.00	-4.66	38.75	3	Vertical	22	3.00	-	27.40	3.19	-
AV	2.4835G	52.01	54.00	-1.99	21.43	3	Vertical	22	3.00	-	27.40	3.18	-

802.11ax HEW20-BF_Nss1,(MCS0)_2TX

2462MHz_TX

18/11/2020

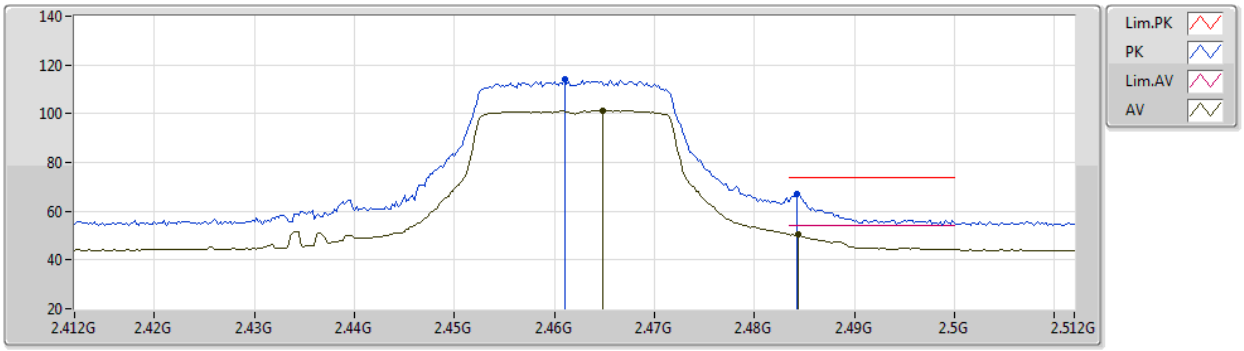

EUT Y_2TX
Setting 22
06-D-L-2

Type	Freq	Level	Limit	Margin	Raw	Dist	Condition	Azimuth	Height	Comment	AF	CL	PA
	(Hz)	(dBuV/m)	(dBuV/m)	(dB)	(dBuV)	(m)		(°)	(m)		(dB)	(dB)	(dB)
PK	2.461G	114.02	Inf	-Inf	83.46	3	Horizontal	84	2.64	-	27.40	3.16	-
AV	2.4648G	101.46	Inf	-Inf	70.90	3	Horizontal	84	2.64	-	27.40	3.16	-
PK	2.4842G	66.91	74.00	-7.09	36.33	3	Horizontal	84	2.64	-	27.40	3.18	-
AV	2.4844G	50.49	54.00	-3.51	19.91	3	Horizontal	84	2.64	-	27.40	3.18	-

802.11ax HEW20-BF_Nss1,(MCS0)_2TX

2462MHz_TX

18/11/2020

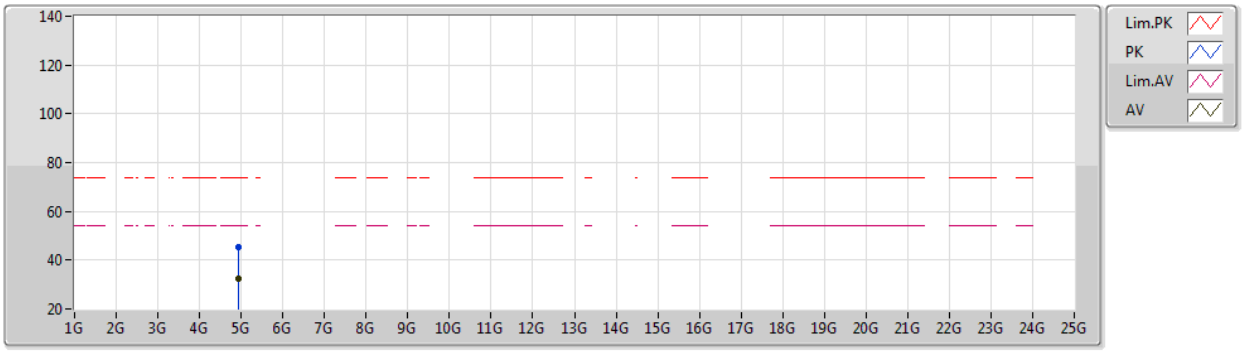

EUT Y_2TX
Setting 22
06-D-S-5

Type	Freq	Level	Limit	Margin	Raw	Dist	Condition	Azimuth	Height	Comment	AF	CL	PA
	(Hz)	(dBuV/m)	(dBuV/m)	(dB)	(dBuV)	(m)		(°)	(m)		(dB)	(dB)	(dB)
PK	4.92526G	45.40	74.00	-28.60	40.82	3	Vertical	18	1.10	-	31.20	5.00	31.62
AV	4.92274G	32.18	54.00	-21.82	27.61	3	Vertical	18	1.10	-	31.19	5.00	31.62

802.11ax HEW20-BF_Nss1,(MCS0)_2TX

2462MHz_TX

18/11/2020

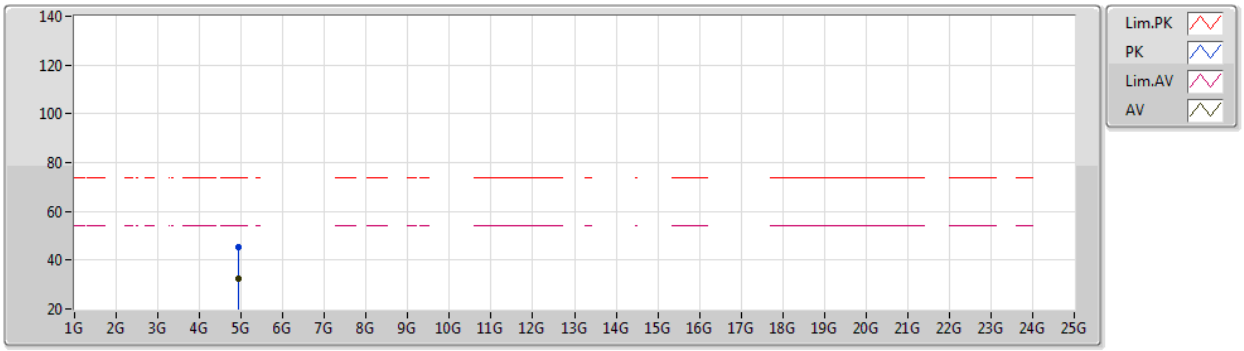

EUT Y_2TX
Setting 22
06-D-S-5

Type	Freq	Level	Limit	Margin	Raw	Dist	Condition	Azimuth	Height	Comment	AF	CL	PA
	(Hz)	(dBuV/m)	(dBuV/m)	(dB)	(dBuV)	(m)		(°)	(m)		(dB)	(dB)	(dB)
PK	4.9249G	45.11	74.00	-28.89	40.53	3	Horizontal	1	1.04	-	31.20	5.00	31.62
AV	4.92136G	32.20	54.00	-21.80	27.64	3	Horizontal	1	1.04	-	31.19	5.00	31.63

802.11ax HEW40-BF_Nss1,(MCS0)_2TX

2422MHz_TX

18/11/2020

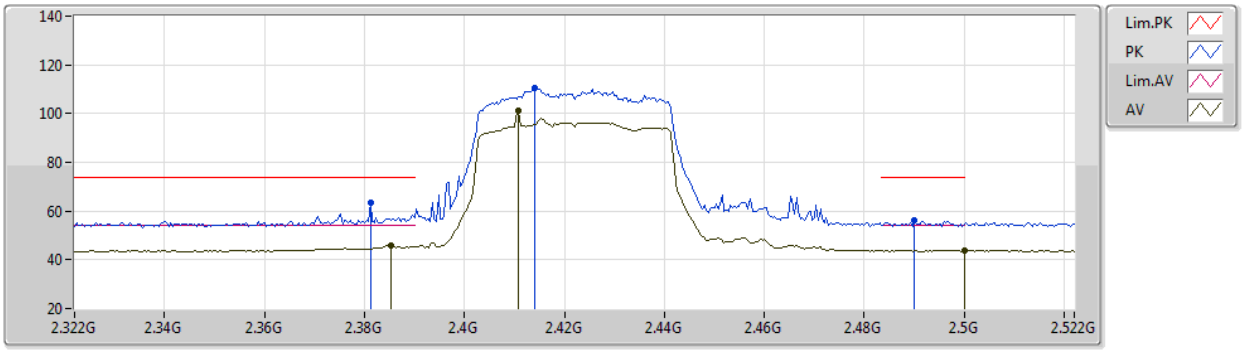

EUT Y_2TX
Setting 22
06-D-L-2

Type	Freq	Level	Limit	Margin	Raw	Dist	Condition	Azimuth	Height	Comment	AF	CL	PA
	(Hz)	(dBuV/m)	(dBuV/m)	(dB)	(dBuV)	(m)		(°)	(m)		(dB)	(dB)	(dB)
PK	2.3812G	63.45	74.00	-10.55	32.79	3	Vertical	210	1.79	-	27.60	3.06	-
AV	2.3852G	45.84	54.00	-8.16	15.17	3	Vertical	210	1.79	-	27.60	3.07	-
PK	2.414G	110.74	Inf	-Inf	80.09	3	Vertical	210	1.79	-	27.54	3.11	-
AV	2.4108G	101.43	Inf	-Inf	70.76	3	Vertical	210	1.79	-	27.56	3.11	-
PK	2.49G	56.06	74.00	-17.94	25.47	3	Vertical	210	1.79	-	27.40	3.19	-
AV	2.5G	43.94	54.00	-10.06	13.34	3	Vertical	210	1.79	-	27.40	3.20	-

802.11ax HEW40-BF_Nss1,(MCS0)_2TX

2422MHz_TX

18/11/2020

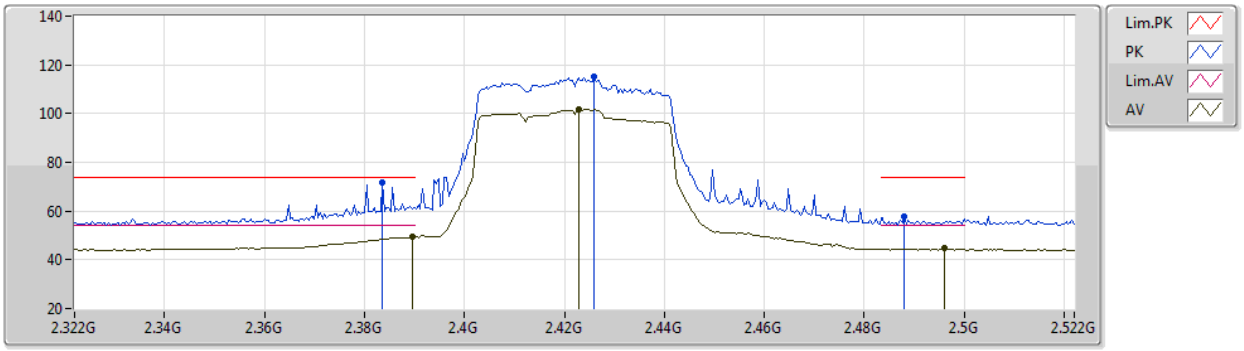

EUT Y_2TX
Setting 22
06-D-L-2

Type	Freq	Level	Limit	Margin	Raw	Dist	Condition	Azimuth	Height	Comment	AF	CL	PA
	(Hz)	(dBuV/m)	(dBuV/m)	(dB)	(dBuV)	(m)		(°)	(m)		(dB)	(dB)	(dB)
PK	2.3836G	71.86	74.00	-2.14	41.19	3	Horizontal	61	2.55	-	27.60	3.07	-
AV	2.3896G	49.44	54.00	-4.56	18.76	3	Horizontal	61	2.55	-	27.60	3.08	-
PK	2.426G	115.08	Inf	-Inf	84.45	3	Horizontal	61	2.55	-	27.50	3.13	-
AV	2.4228G	101.63	Inf	-Inf	71.00	3	Horizontal	61	2.55	-	27.51	3.12	-
PK	2.488G	57.75	74.00	-16.25	27.16	3	Horizontal	61	2.55	-	27.40	3.19	-
AV	2.496G	44.63	54.00	-9.37	14.03	3	Horizontal	61	2.55	-	27.40	3.20	-

802.11ax HEW40-BF_Nss1,(MCS0)_2TX

2422MHz_TX

18/11/2020

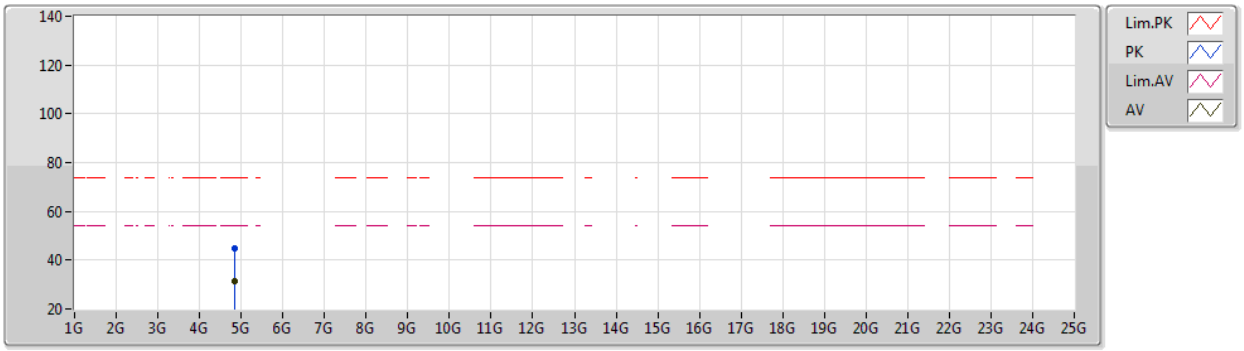

EUT Y_2TX
Setting 22
06-D-S-5

Type	Freq	Level	Limit	Margin	Raw	Dist	Condition	Azimuth	Height	Comment	AF	CL	PA
	(Hz)	(dBuV/m)	(dBuV/m)	(dB)	(dBuV)	(m)		(°)	(m)		(dB)	(dB)	(dB)
PK	4.84488G	44.62	74.00	-29.38	40.16	3	Vertical	233	2.98	-	31.18	5.00	31.72
AV	4.84376G	31.55	54.00	-22.45	27.09	3	Vertical	233	2.98	-	31.18	5.00	31.72

802.11ax HEW40-BF_Nss1,(MCS0)_2TX

2422MHz_TX

18/11/2020

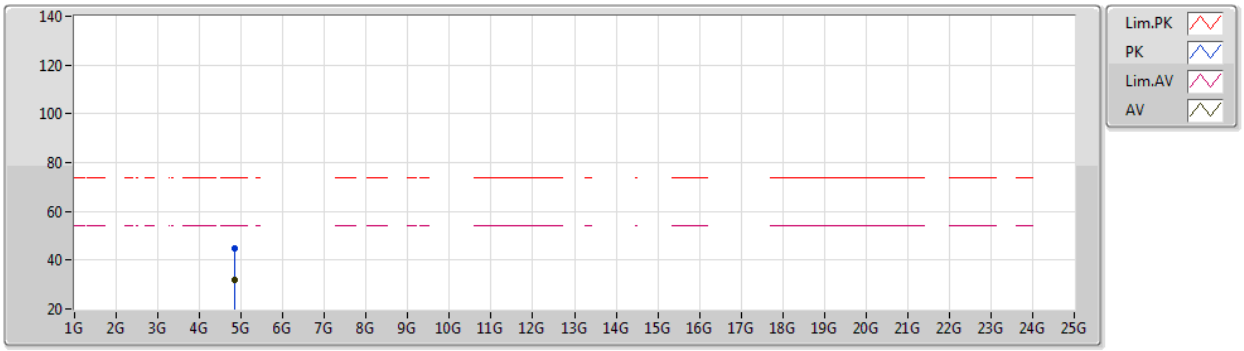

EUT Y_2TX
Setting 22
06-D-S-5

Type	Freq	Level	Limit	Margin	Raw	Dist	Condition	Azimuth	Height	Comment	AF	CL	PA
	(Hz)	(dBuV/m)	(dBuV/m)	(dB)	(dBuV)	(m)		(°)	(m)		(dB)	(dB)	(dB)
PK	4.84042G	44.81	74.00	-29.19	40.37	3	Horizontal	360	1.80	-	31.16	5.00	31.72
AV	4.84878G	31.70	54.00	-22.30	27.21	3	Horizontal	360	1.80	-	31.20	5.00	31.71

802.11ax HEW40-BF_Nss1,(MCS0)_2TX

2437MHz_TX

18/11/2020

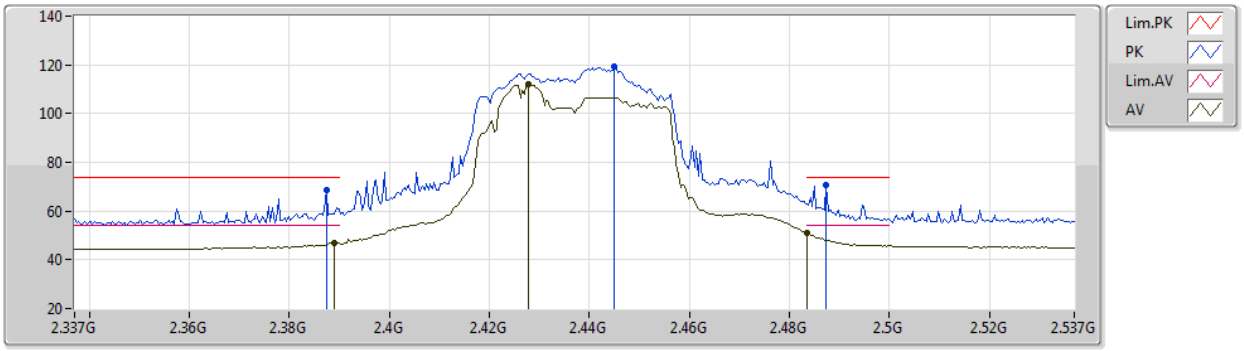

EUT Y_2TX
Setting 24
06-D-L-2

Type	Freq	Level	Limit	Margin	Raw	Dist	Condition	Azimuth	Height	Comment	AF	CL	PA
	(Hz)	(dBuV/m)	(dBuV/m)	(dB)	(dBuV)	(m)		(°)	(m)		(dB)	(dB)	(dB)
PK	2.3874G	68.42	74.00	-5.58	37.75	3	Vertical	358	2.79	-	27.60	3.07	-
AV	2.389G	46.93	54.00	-7.07	16.25	3	Vertical	358	2.79	-	27.60	3.08	-
PK	2.445G	119.33	Inf	-Inf	88.76	3	Vertical	358	2.79	-	27.42	3.15	-
AV	2.4278G	112.16	Inf	-Inf	81.54	3	Vertical	358	2.79	-	27.49	3.13	-
PK	2.4874G	70.79	74.00	-3.21	40.20	3	Vertical	358	2.79	-	27.40	3.19	-
AV	2.4835G	50.90	54.00	-3.10	20.32	3	Vertical	358	2.79	-	27.40	3.18	-

802.11ax HEW40-BF_Nss1,(MCS0)_2TX

2437MHz_TX

18/11/2020

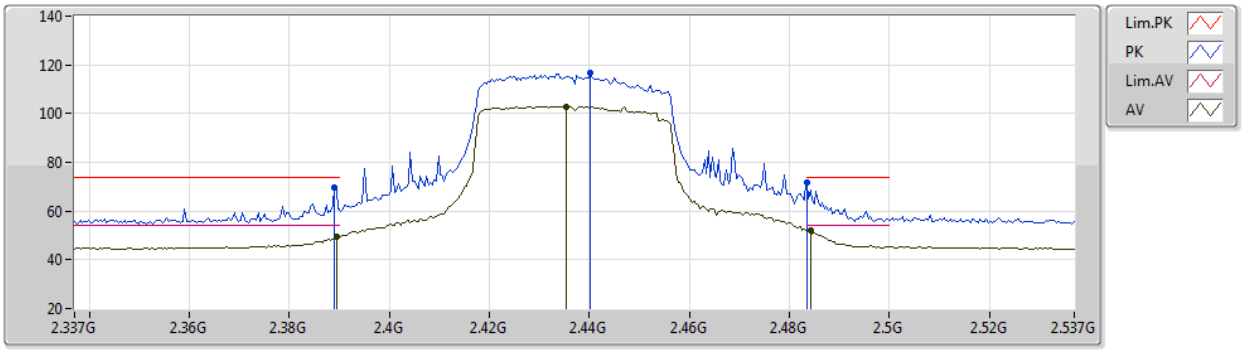

EUT Y_2TX
Setting 24
06-D-L-2

Type	Freq	Level	Limit	Margin	Raw	Dist	Condition	Azimuth	Height	Comment	AF	CL	PA
	(Hz)	(dBuV/m)	(dBuV/m)	(dB)	(dBuV)	(m)		(°)	(m)		(dB)	(dB)	(dB)
PK	2.389G	69.81	74.00	-4.19	39.13	3	Horizontal	65	2.60	-	27.60	3.08	-
AV	2.3894G	49.23	54.00	-4.77	18.55	3	Horizontal	65	2.60	-	27.60	3.08	-
PK	2.4402G	116.60	Inf	-Inf	86.02	3	Horizontal	65	2.60	-	27.44	3.14	-
AV	2.4354G	102.89	Inf	-Inf	72.29	3	Horizontal	65	2.60	-	27.46	3.14	-
PK	2.4835G	71.81	74.00	-2.19	41.23	3	Horizontal	65	2.60	-	27.40	3.18	-
AV	2.4842G	52.27	54.00	-1.73	21.69	3	Horizontal	65	2.60	-	27.40	3.18	-

802.11ax HEW40-BF_Nss1,(MCS0)_2TX

2437MHz_TX

18/11/2020

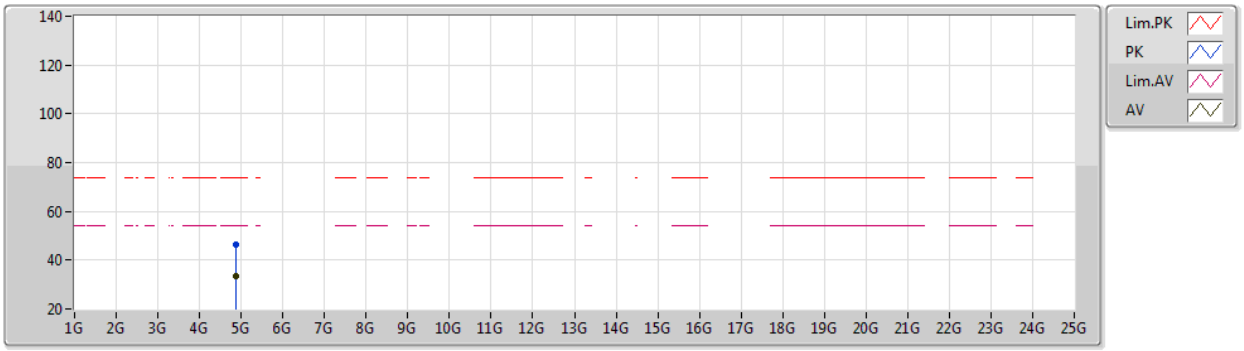

EUT Y_2TX
Setting 24
06-D-S-5

Type	Freq	Level	Limit	Margin	Raw	Dist	Condition	Azimuth	Height	Comment	AF	CL	PA
	(Hz)	(dBuV/m)	(dBuV/m)	(dB)	(dBuV)	(m)		(°)	(m)		(dB)	(dB)	(dB)
PK	4.8745G	46.13	74.00	-27.87	41.66	3	Vertical	76	1.85	-	31.15	5.00	31.68
AV	4.87396G	33.46	54.00	-20.54	28.99	3	Vertical	76	1.85	-	31.15	5.00	31.68

802.11ax HEW40-BF_Nss1,(MCS0)_2TX

2437MHz_TX

18/11/2020

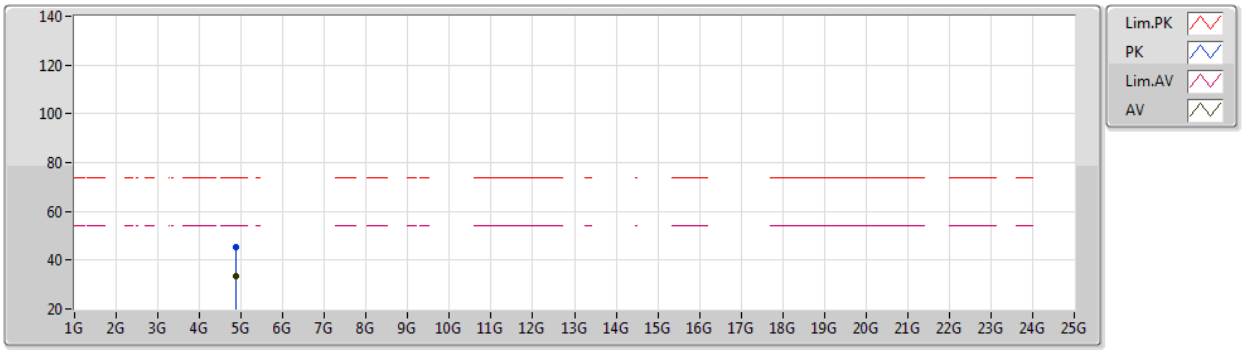

EUT Y_2TX
Setting 24
06-D-S-5

Type	Freq	Level	Limit	Margin	Raw	Dist	Condition	Azimuth	Height	Comment	AF	CL	PA
	(Hz)	(dBuV/m)	(dBuV/m)	(dB)	(dBuV)	(m)		(°)	(m)		(dB)	(dB)	(dB)
PK	4.87018G	45.40	74.00	-28.60	40.93	3	Horizontal	275	1.46	-	31.16	5.00	31.69
AV	4.87392G	33.39	54.00	-20.61	28.92	3	Horizontal	275	1.46	-	31.15	5.00	31.68

802.11ax HEW40-BF_Nss1,(MCS0)_2TX

2447MHz_TX

18/11/2020

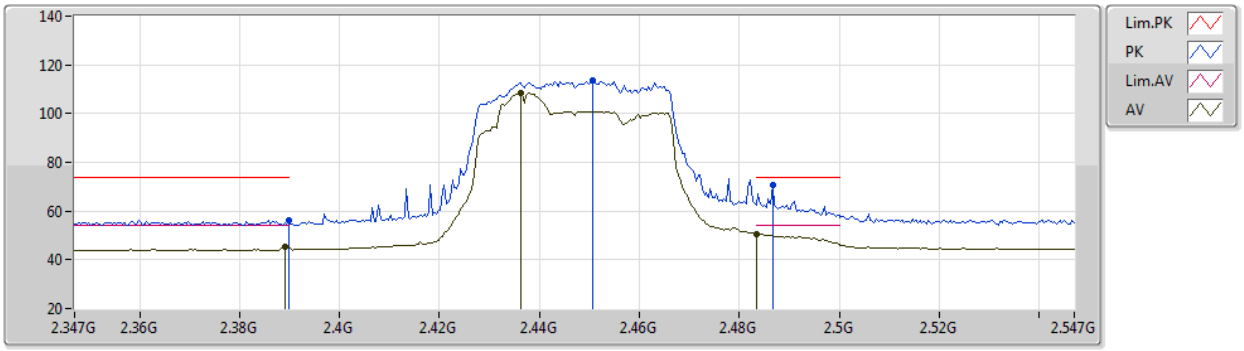

EUT Y_2TX
Setting 21
06-D-L-2

Type	Freq	Level	Limit	Margin	Raw	Dist	Condition	Azimuth	Height	Comment	AF	CL	PA
	(Hz)	(dBuV/m)	(dBuV/m)	(dB)	(dBuV)	(m)		(°)	(m)		(dB)	(dB)	(dB)
PK	2.3898G	56.35	74.00	-17.65	25.67	3	Vertical	355	2.73	-	27.60	3.08	-
AV	2.389G	45.40	54.00	-8.60	14.72	3	Vertical	355	2.73	-	27.60	3.08	-
PK	2.4506G	113.61	Inf	-Inf	83.06	3	Vertical	355	2.73	-	27.40	3.15	-
AV	2.4362G	108.59	Inf	-Inf	77.99	3	Vertical	355	2.73	-	27.46	3.14	-
PK	2.4866G	70.67	74.00	-3.33	40.08	3	Vertical	355	2.73	-	27.40	3.19	-
AV	2.4835G	50.69	54.00	-3.31	20.11	3	Vertical	355	2.73	-	27.40	3.18	-

802.11ax HEW40-BF_Nss1,(MCS0)_2TX

2447MHz_TX

18/11/2020

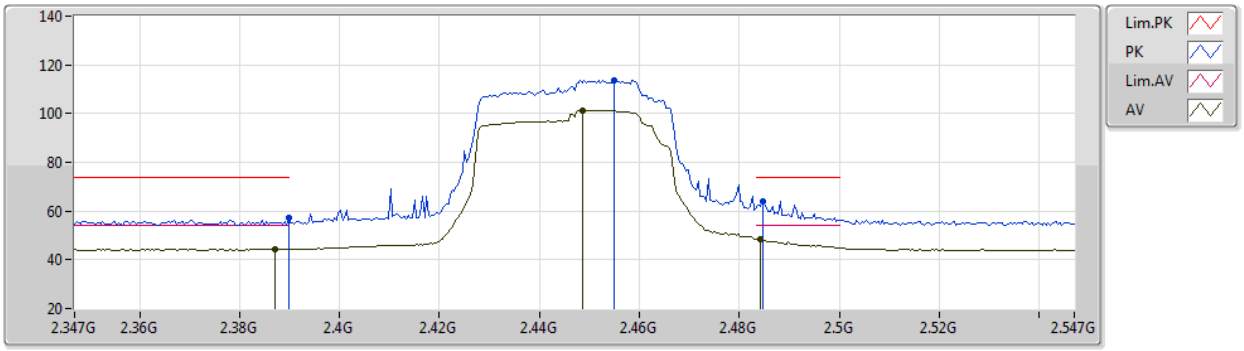

EUT Y_2TX
Setting 21
06-D-L-2

Type	Freq	Level	Limit	Margin	Raw	Dist	Condition	Azimuth	Height	Comment	AF	CL	PA
	(Hz)	(dBuV/m)	(dBuV/m)	(dB)	(dBuV)	(m)		(°)	(m)		(dB)	(dB)	(dB)
PK	2.3898G	56.99	74.00	-17.01	26.31	3	Horizontal	52	2.76	-	27.60	3.08	-
AV	2.387G	44.34	54.00	-9.66	13.67	3	Horizontal	52	2.76	-	27.60	3.07	-
PK	2.455G	113.81	Inf	-Inf	83.25	3	Horizontal	52	2.76	-	27.40	3.16	-
AV	2.4486G	101.42	Inf	-Inf	70.86	3	Horizontal	52	2.76	-	27.41	3.15	-
PK	2.4846G	64.02	74.00	-9.98	33.44	3	Horizontal	52	2.76	-	27.40	3.18	-
AV	2.4842G	48.50	54.00	-5.50	17.92	3	Horizontal	52	2.76	-	27.40	3.18	-

802.11ax HEW40-BF_Nss1,(MCS0)_2TX

2452MHz_TX

18/11/2020

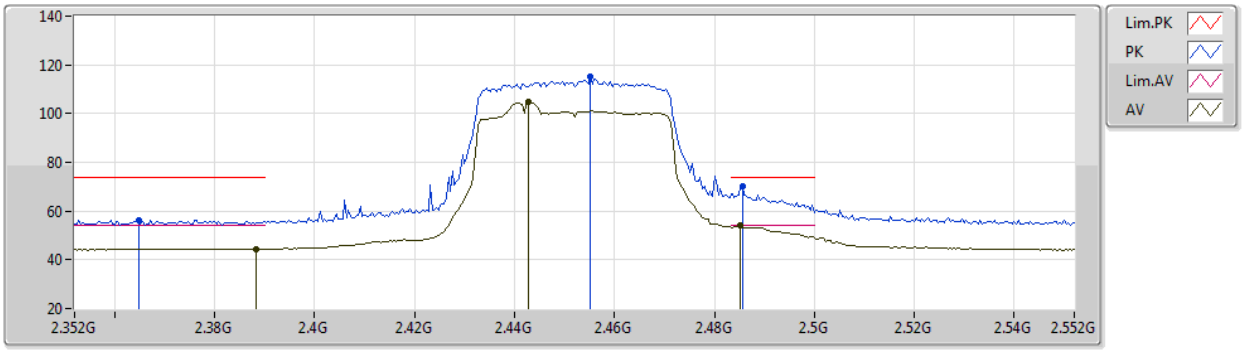

EUT Y_2TX
Setting 21
06-D-L-2

Type	Freq	Level	Limit	Margin	Raw	Dist	Condition	Azimuth	Height	Comment	AF	CL	PA
	(Hz)	(dBuV/m)	(dBuV/m)	(dB)	(dBuV)	(m)		(°)	(m)		(dB)	(dB)	(dB)
PK	2.3648G	56.19	74.00	-17.81	25.56	3	Vertical	20	3.00	-	27.60	3.03	-
AV	2.3884G	44.40	54.00	-9.60	13.72	3	Vertical	20	3.00	-	27.60	3.08	-
PK	2.4552G	115.18	Inf	-Inf	84.62	3	Vertical	20	3.00	-	27.40	3.16	-
AV	2.4428G	104.65	Inf	-Inf	74.08	3	Vertical	20	3.00	-	27.43	3.14	-
PK	2.4856G	70.37	74.00	-3.63	39.78	3	Vertical	20	3.00	-	27.40	3.19	-
AV	2.4852G	53.95	54.00	-0.05	23.36	3	Vertical	20	3.00	-	27.40	3.19	-

802.11ax HEW40-BF_Nss1,(MCS0)_2TX

2452MHz_TX

18/11/2020

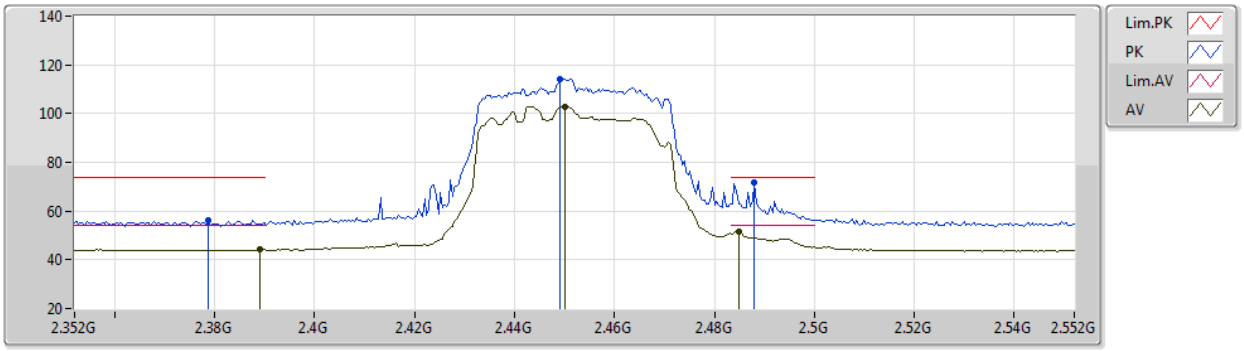

EUT Y_2TX
Setting 21
06-D-L-2

Type	Freq	Level	Limit	Margin	Raw	Dist	Condition	Azimuth	Height	Comment	AF	CL	PA
	(Hz)	(dBuV/m)	(dBuV/m)	(dB)	(dBuV)	(m)		(°)	(m)		(dB)	(dB)	(dB)
PK	2.3788G	56.25	74.00	-17.75	25.59	3	Horizontal	132	2.72	-	27.60	3.06	-
AV	2.3892G	44.12	54.00	-9.88	13.44	3	Horizontal	132	2.72	-	27.60	3.08	-
PK	2.4492G	114.28	Inf	-Inf	83.73	3	Horizontal	132	2.72	-	27.40	3.15	-
AV	2.45G	102.78	Inf	-Inf	72.23	3	Horizontal	132	2.72	-	27.40	3.15	-
PK	2.488G	71.56	74.00	-2.44	40.97	3	Horizontal	132	2.72	-	27.40	3.19	-
AV	2.4848G	51.62	54.00	-2.38	21.04	3	Horizontal	132	2.72	-	27.40	3.18	-

802.11ax HEW40-BF_Nss1,(MCS0)_2TX

2452MHz_TX

18/11/2020

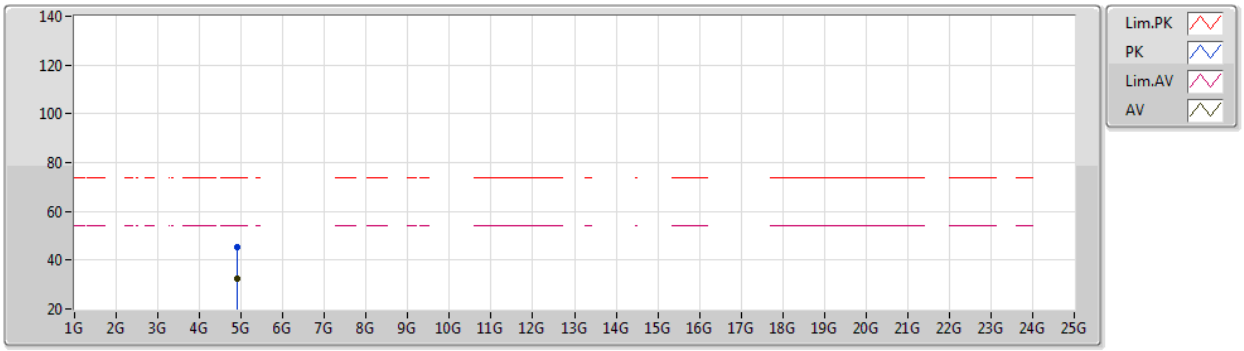

EUT Y_2TX
Setting 21
06-D-S-5

Type	Freq	Level	Limit	Margin	Raw	Dist	Condition	Azimuth	Height	Comment	AF	CL	PA
	(Hz)	(dBuV/m)	(dBuV/m)	(dB)	(dBuV)	(m)		(°)	(m)		(dB)	(dB)	(dB)
PK	4.89992G	45.17	74.00	-28.83	40.72	3	Vertical	145	2.69	-	31.10	5.00	31.65
AV	4.9029G	32.21	54.00	-21.79	27.75	3	Vertical	145	2.69	-	31.11	5.00	31.65

802.11ax HEW40-BF_Nss1,(MCS0)_2TX

2452MHz_TX

18/11/2020

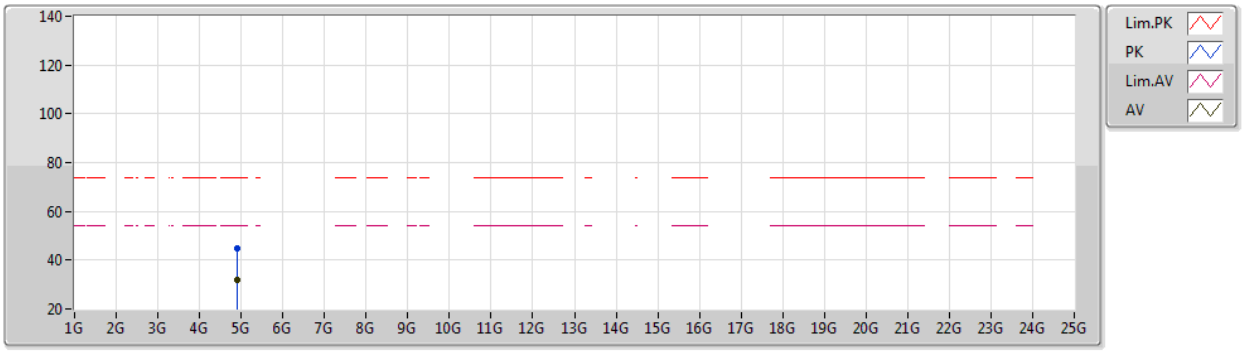

EUT Y_2TX
Setting 21
06-D-S-5

Type	Freq	Level	Limit	Margin	Raw	Dist	Condition	Azimuth	Height	Comment	AF	CL	PA
	(Hz)	(dBuV/m)	(dBuV/m)	(dB)	(dBuV)	(m)		(°)	(m)		(dB)	(dB)	(dB)
PK	4.89954G	45.08	74.00	-28.92	40.63	3	Horizontal	205	1.93	-	31.10	5.00	31.65
AV	4.9012G	31.96	54.00	-22.04	27.51	3	Horizontal	205	1.93	-	31.10	5.00	31.65

Summary

Mode	Result	Type	Freq (Hz)	Level (dBuV/m)	Limit (dBuV/m)	Margin (dB)	Condition
Mode 1	Pass	AV	1.57085G	49.01	54.00	-4.99	Vertical

Mode 1

17/11/2020

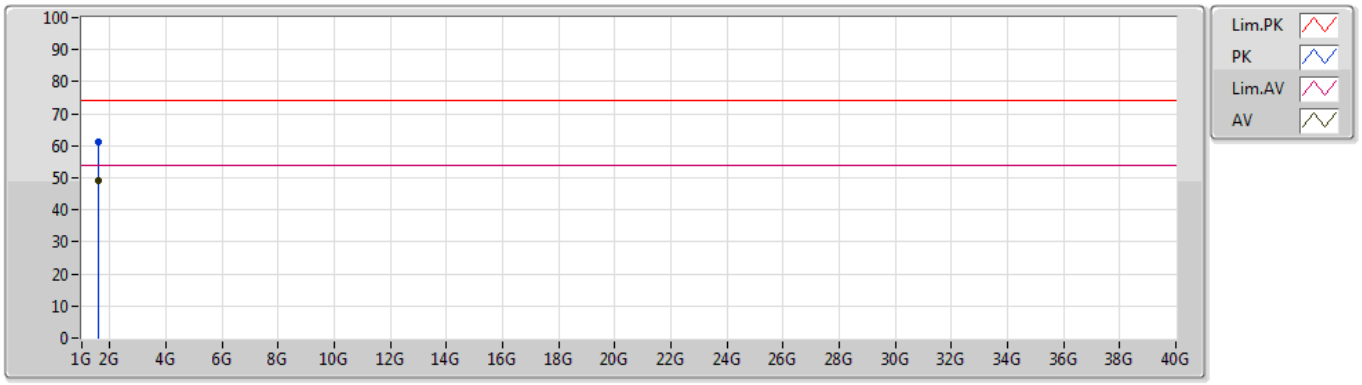

Type	Freq	Level	Limit	Margin	Factor	Dist	Condition	Azimuth	Height	Comment	Raw	AF	CL	PA
	(Hz)	(dBuV/m)	(dBuV/m)	(dB)	(dB)	(m)		(°)	(m)		(dBuV)	(dB)	(dB)	(dB)
PK	1.57128G	61.26	74.00	-12.74	-8.14	3	Vertical	140	1.00	-	69.40	25.10	3.34	36.58
AV	1.57085G	49.01	54.00	-4.99	-8.14	3	Vertical	140	1.00	"Worst"	57.15	25.10	3.34	36.58

Mode 1

17/11/2020

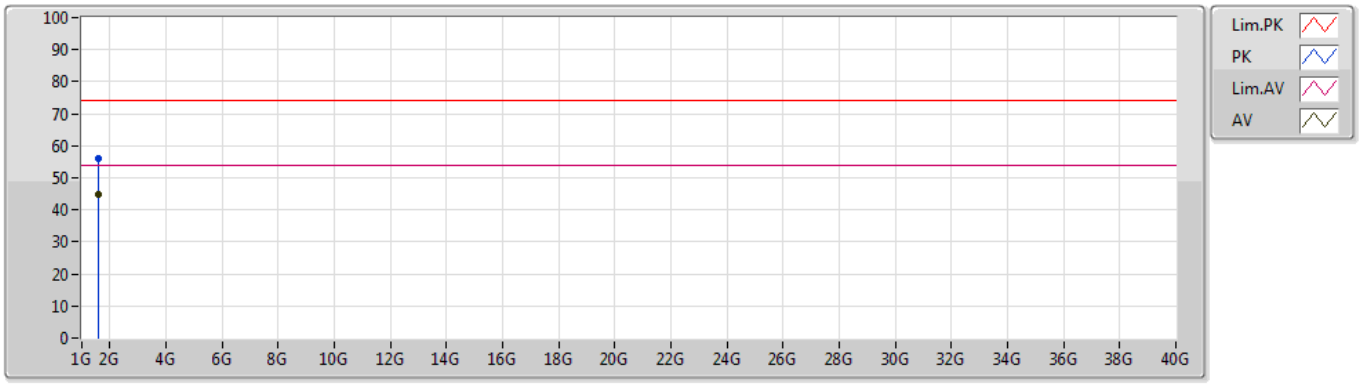

Type	Freq	Level	Limit	Margin	Factor	Dist	Condition	Azimuth	Height	Comment	Raw	AF	CL	PA
	(Hz)	(dBuV/m)	(dBuV/m)	(dB)	(dB)	(m)		(°)	(m)		(dBuV)	(dB)	(dB)	(dB)
PK	1.57136G	56.11	74.00	-17.89	-8.14	3	Horizontal	33	1.00	-	64.25	25.10	3.34	36.58
AV	1.57296G	44.64	54.00	-9.36	-8.13	3	Horizontal	33	1.00	"Worst"	52.77	25.10	3.35	36.58