Internal Photos of the EUT

Fig. 1



Fig. 2



Fig. 3



Fig. 4



Fig. 5



Fig. 6



Fig. 7



Fig. 8


HP1 v01.01
2026-01-13
PCB: MKR

Fig. 9


HE19 Damian
v02.01
2025-11-06
EFENTO
J1
J2
J3
J4
ON
POWER
OUT
IN
GND
Channel 1
Channel 3
Channel 2
CH1
CH2
CH3
J5
J6
Sensor Power

Fig. 10



Fig. 11



Fig. 12



Fig. 13



Fig. 14



Fig. 15



Fig. 16