# Appendix E

## RF Test Data for 5.8GWIFI (Conducted Measurement)

**Product Name: Smart Gym**

**Test Model: MA001**

**Environmental Conditions**

| | |
|---|---|
| Temperature: | 23.8° C |
| Relative Humidity: | 52.3% |
| ATM Pressure: | 100.0 kPa |
| Test Engineer: | Joker Hu |
| Supervised by: | Ling Zhu |

# E.1 -6dB Bandwidth

| Condition | Mode | Frequency (MHz) | Antenna | -6 dB Bandwidth (MHz) | Limit -6 dB Bandwidth (MHz) | Verdict |
|---|---|---|---|---|---|---|
| NVNT | a | 5745 | Ant1 | 14.941 | >=0.5 | Pass |
| NVNT | a | 5785 | Ant1 | 14.615 | >=0.5 | Pass |
| NVNT | a | 5825 | Ant1 | 12.516 | >=0.5 | Pass |
| NVNT | n20 | 5745 | Ant1 | 15.107 | >=0.5 | Pass |
| NVNT | n20 | 5785 | Ant1 | 14.433 | >=0.5 | Pass |
| NVNT | n20 | 5825 | Ant1 | 14.051 | >=0.5 | Pass |
| NVNT | n40 | 5755 | Ant1 | 33.841 | >=0.5 | Pass |
| NVNT | n40 | 5795 | Ant1 | 35.043 | >=0.5 | Pass |
| NVNT | ac20 | 5745 | Ant1 | 14.188 | >=0.5 | Pass |
| NVNT | ac20 | 5785 | Ant1 | 15.067 | >=0.5 | Pass |
| NVNT | ac20 | 5825 | Ant1 | 15.039 | >=0.5 | Pass |
| NVNT | ac40 | 5755 | Ant1 | 35.078 | >=0.5 | Pass |
| NVNT | ac40 | 5795 | Ant1 | 32.612 | >=0.5 | Pass |
| NVNT | ac80 | 5775 | Ant1 | 75.121 | >=0.5 | Pass |

Test Graphs

-6dB Bandwidth NVNT a 5745MHz Ant1

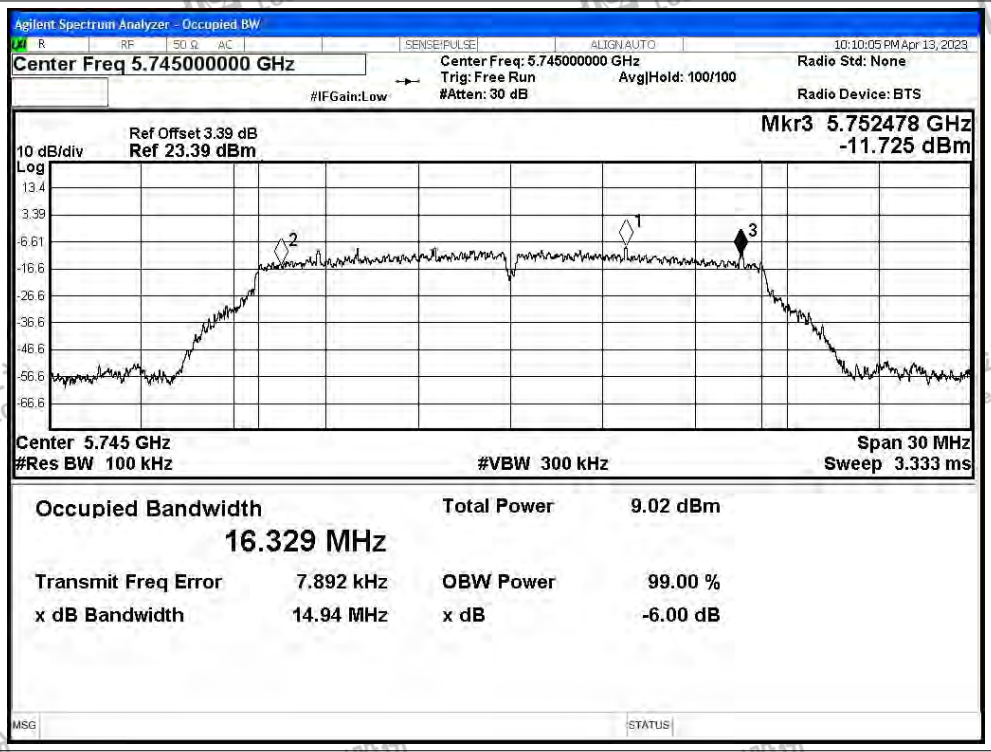


-6dB Bandwidth NVNT a 5785MHz Ant1

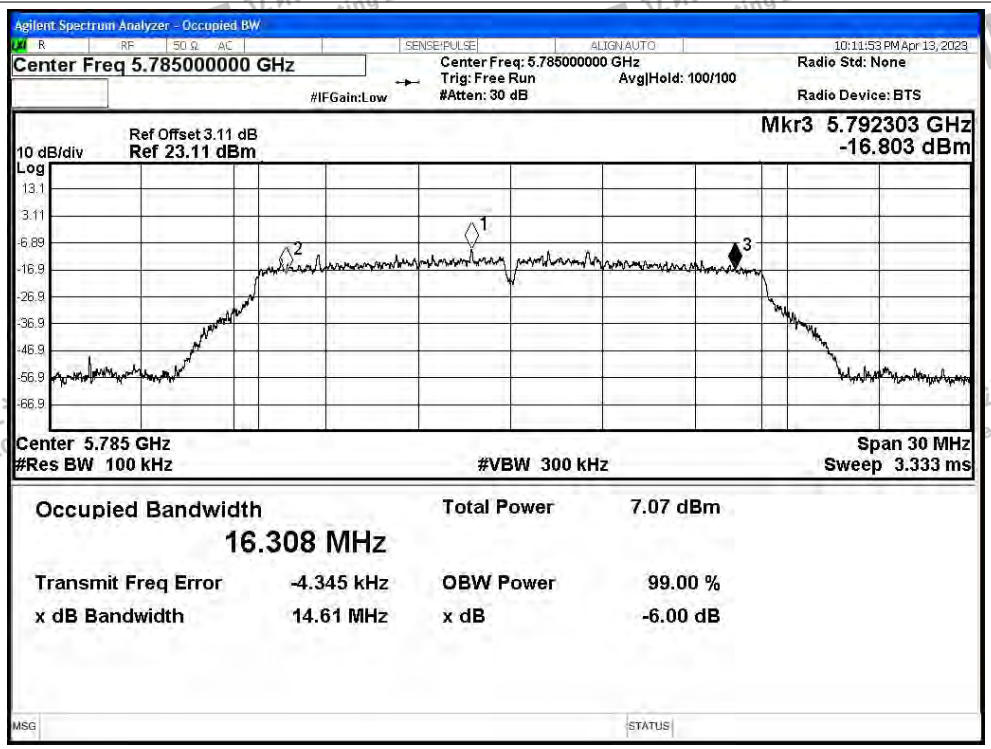

-6dB Bandwidth NVNT a 5825MHz Ant1

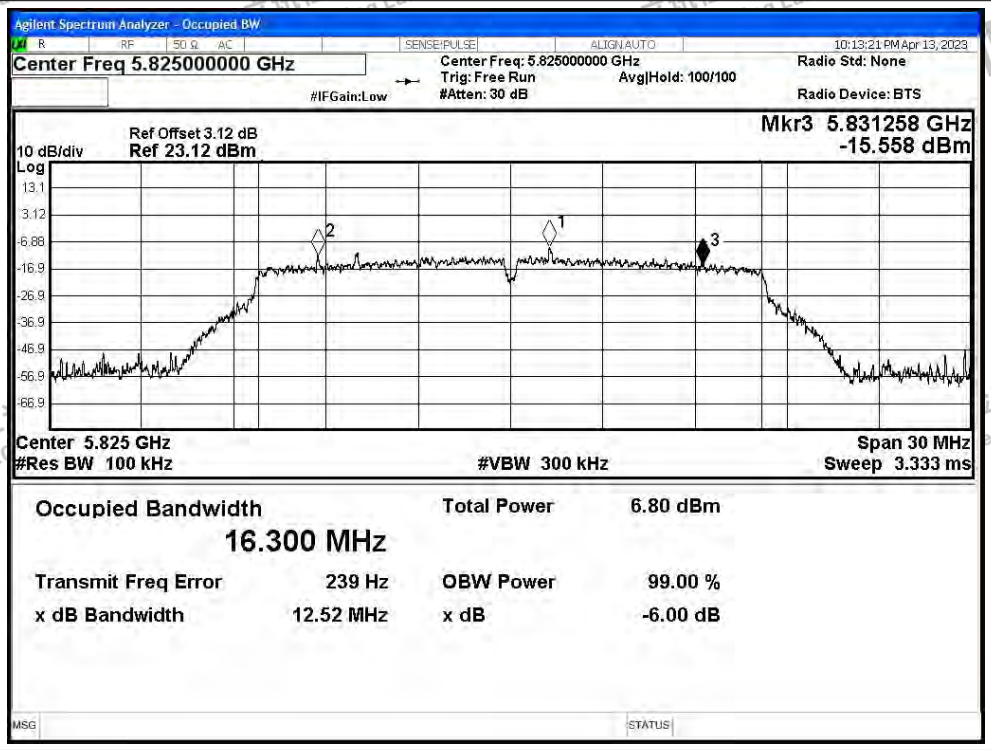


-6dB Bandwidth NVNT n20 5745MHz Ant1

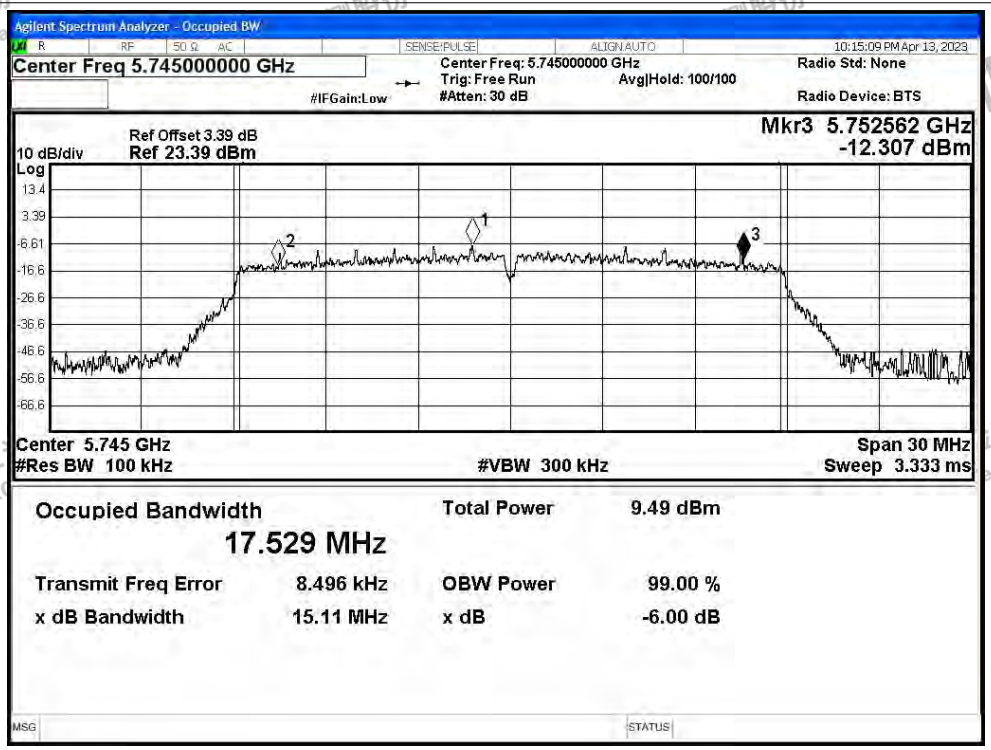

-6dB Bandwidth NVNT n20 5785MHz Ant1

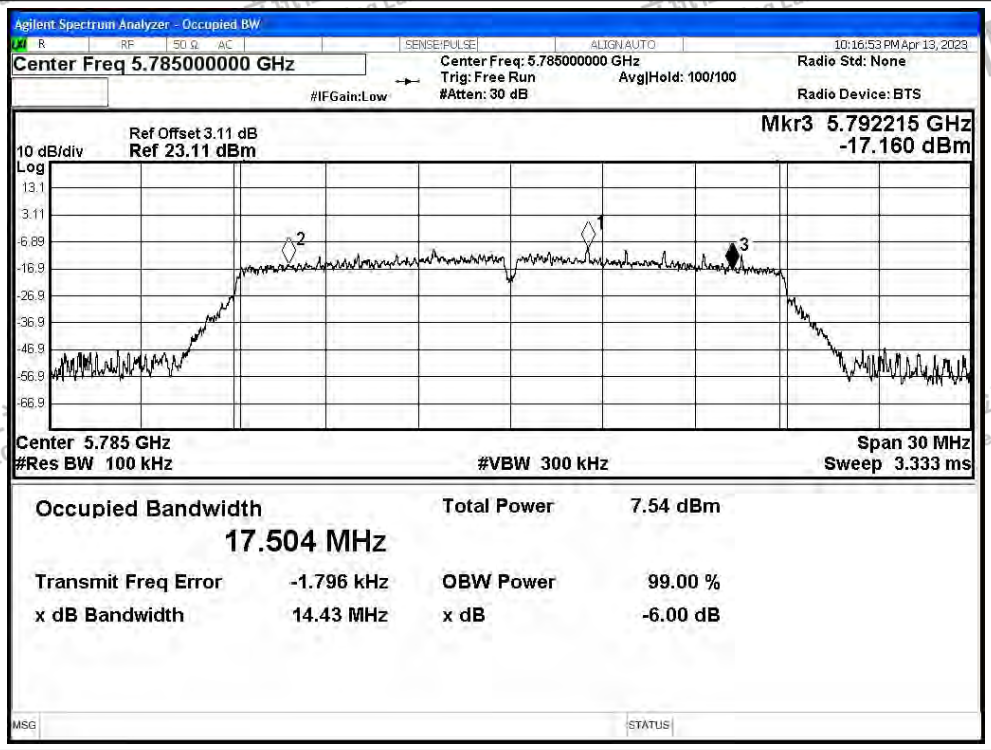


-6dB Bandwidth NVNT n20 5825MHz Ant1

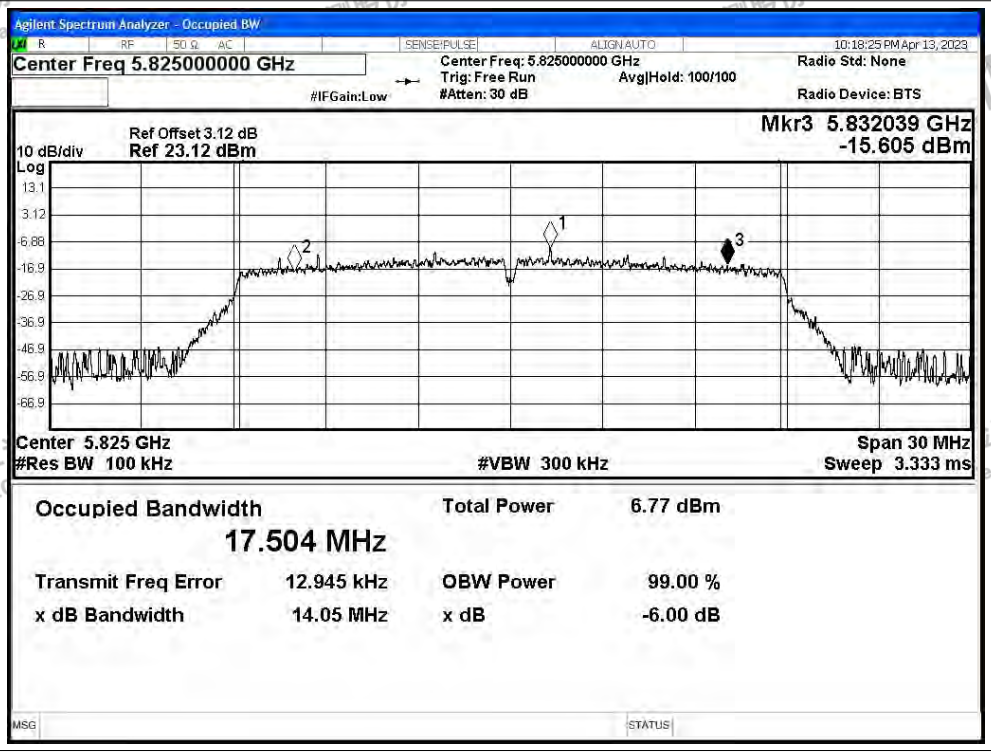

-6dB Bandwidth NVNT n40 5755MHz Ant1

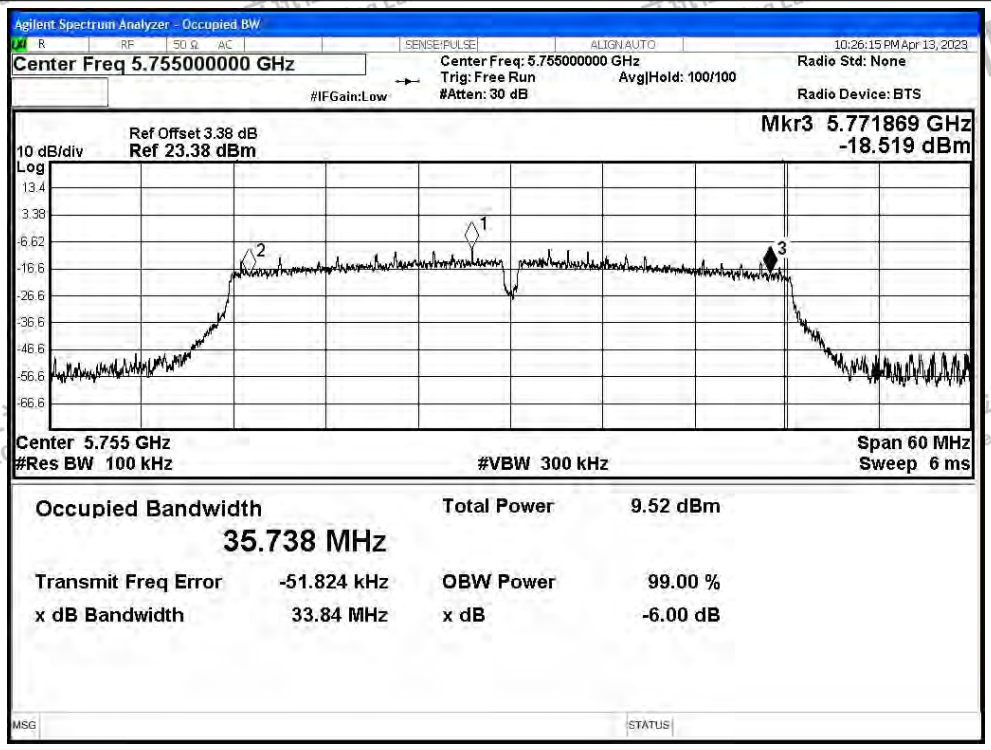


-6dB Bandwidth NVNT n40 5795MHz Ant1

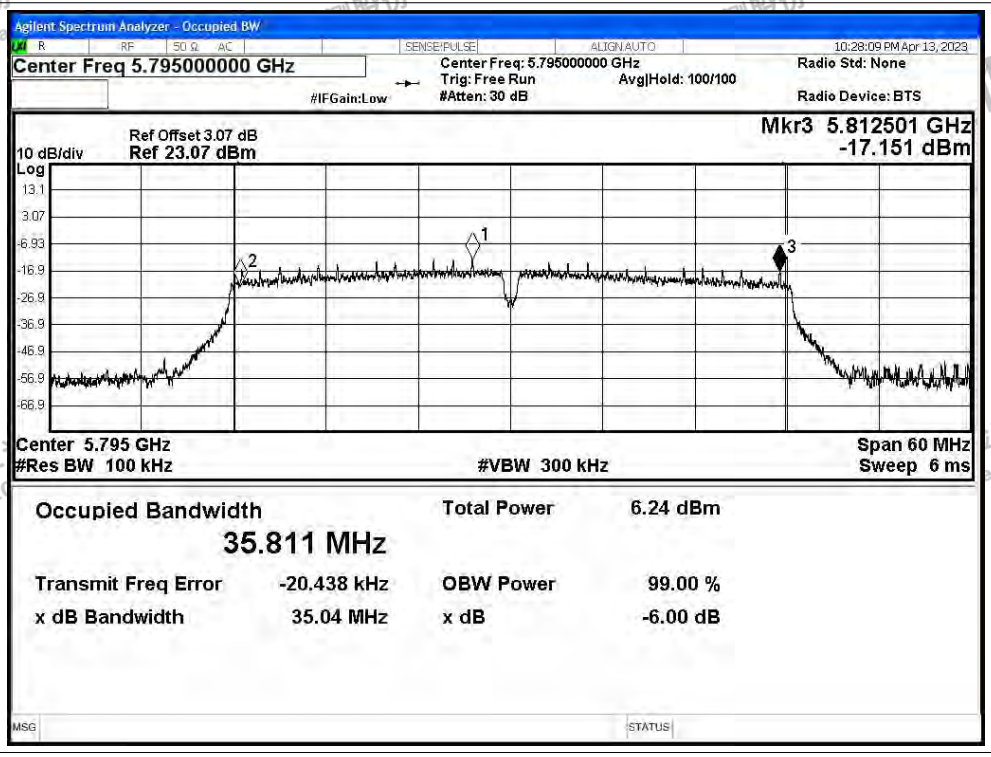

-6dB Bandwidth NVNT ac20 5745MHz Ant1

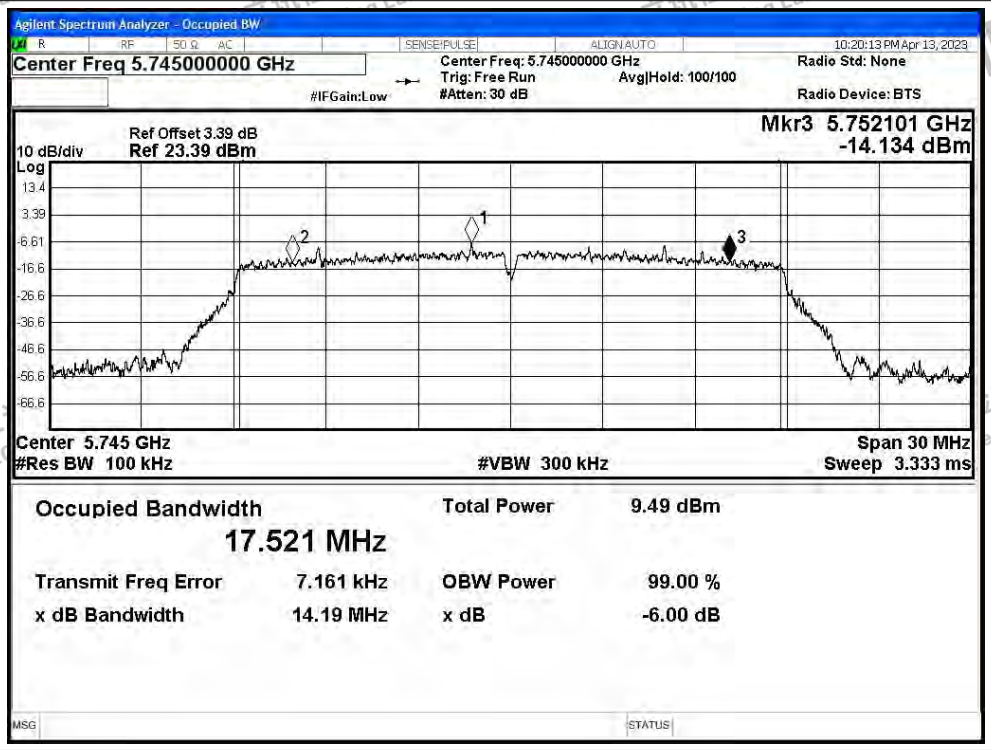


-6dB Bandwidth NVNT ac20 5785MHz Ant1

-6dB Bandwidth NVNT ac20 5825MHz Ant1

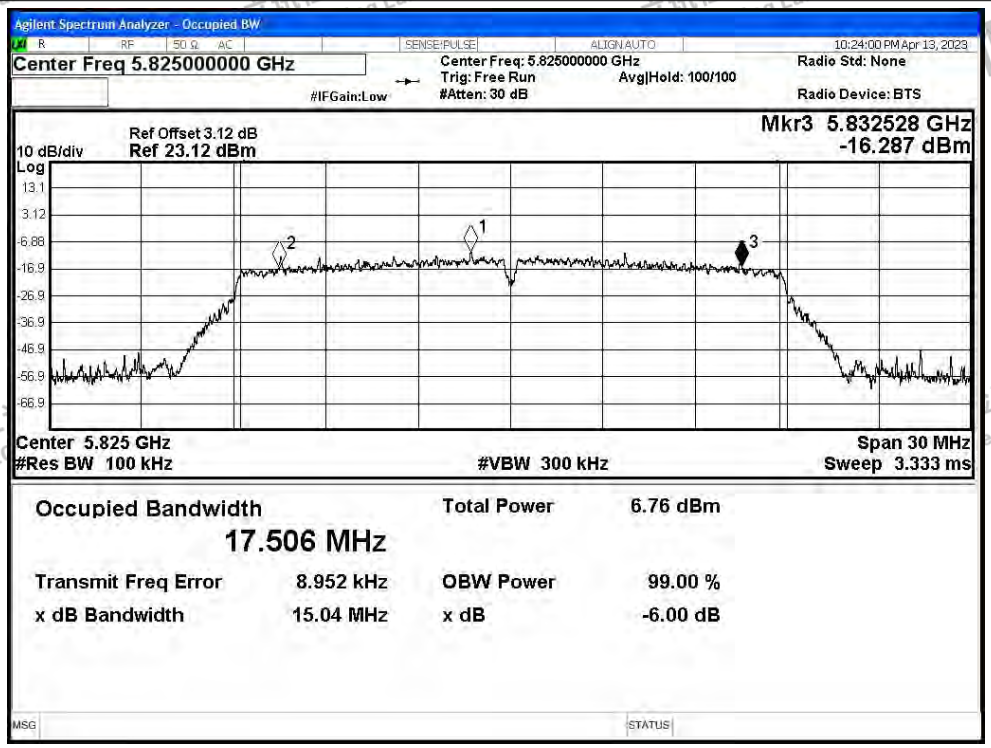


-6dB Bandwidth NVNT ac40 5755MHz Ant1

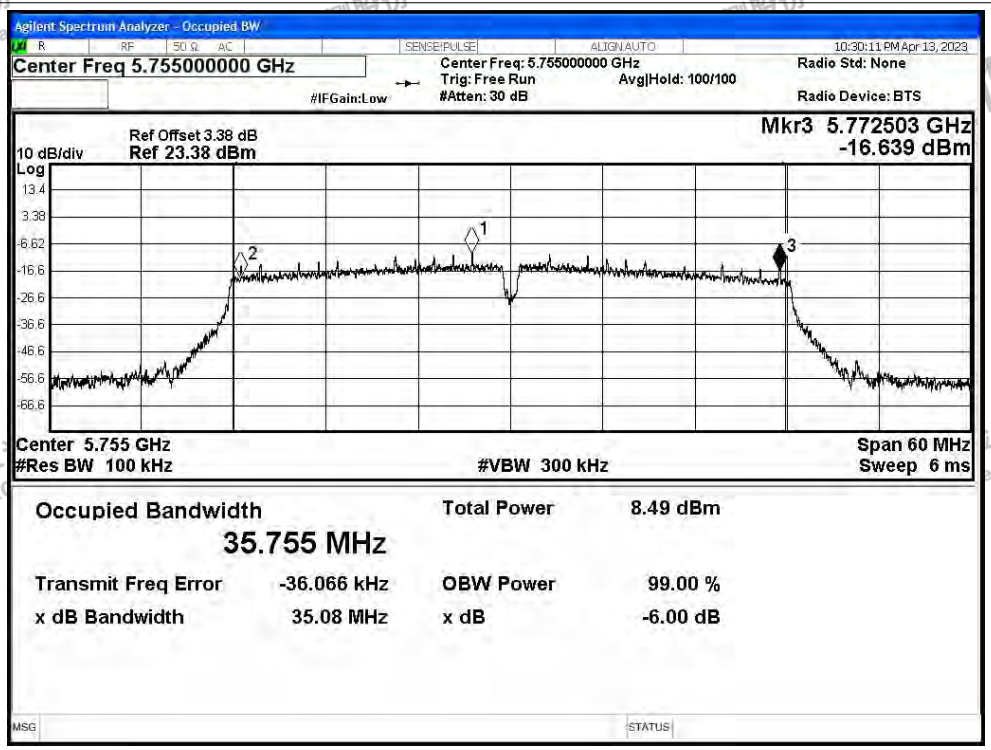

-6dB Bandwidth NVNT ac40 5795MHz Ant1

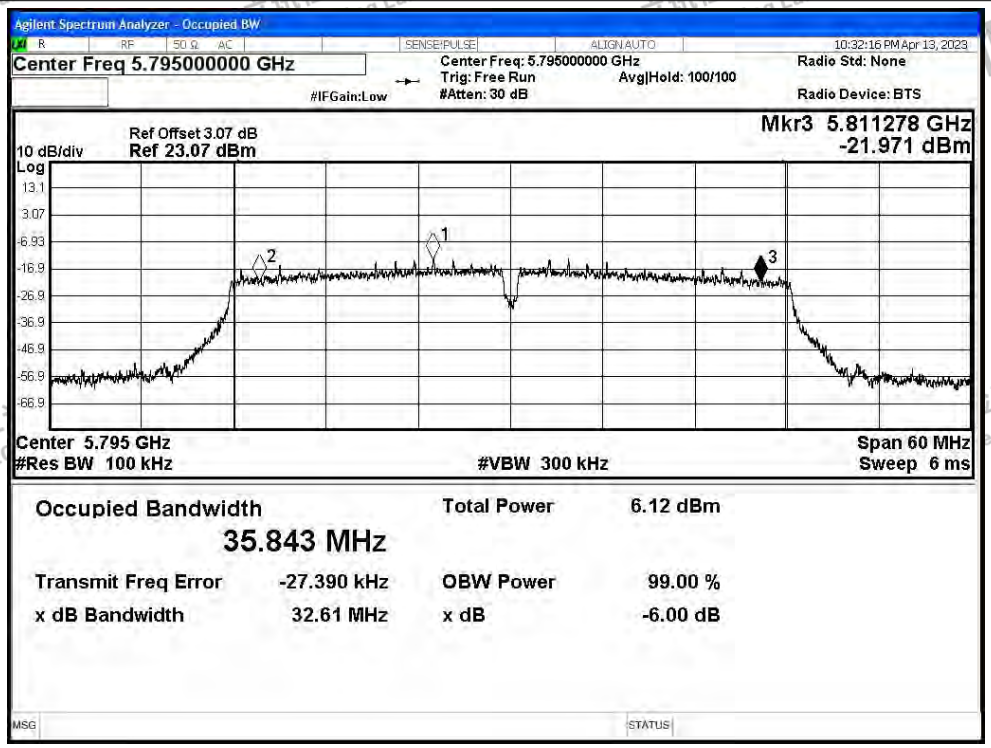


-6dB Bandwidth NVNT ac80 5775MHz Ant1

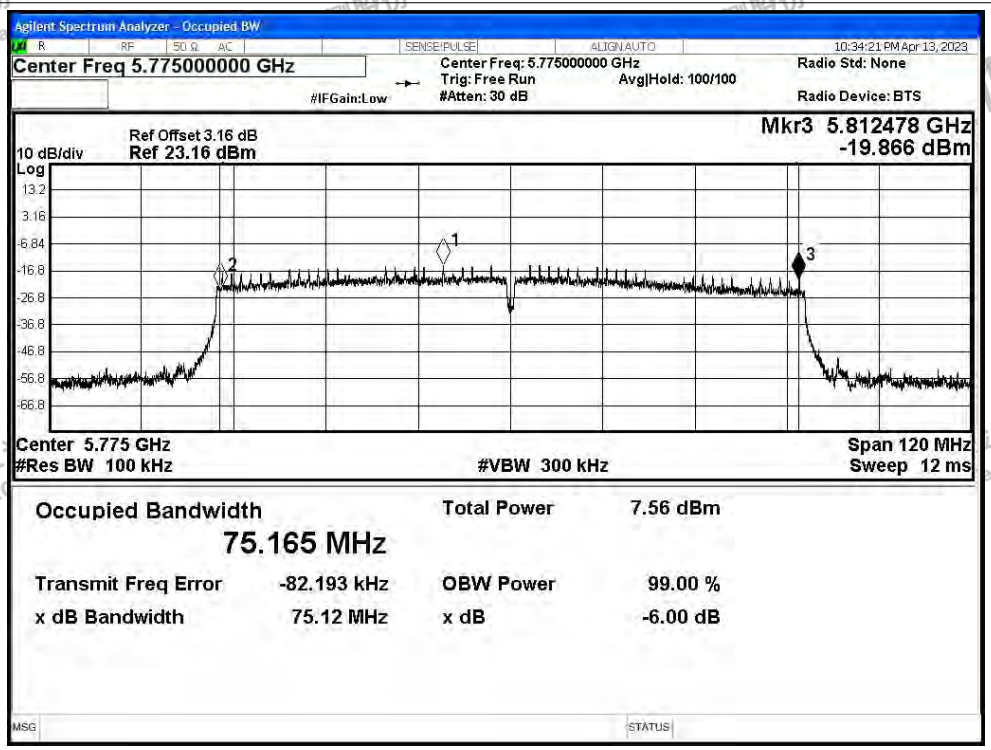

# E.2 Maximum Conducted Output Power

| Condition | Mode | Frequency (MHz) | Antenna | Conducted Power (dBm) | Duty Factor (dB) | Total Power (dBm) | Limit (dBm) | Verdict |
|---|---|---|---|---|---|---|---|---|
| NVNT | a | 5745 | Ant1 | 3.17 | 0.13 | 3.3 | 30 | Pass |
| NVNT | a | 5785 | Ant1 | 1.2 | 0.14 | 1.34 | 30 | Pass |
| NVNT | a | 5825 | Ant1 | 1.03 | 0.14 | 1.17 | 30 | Pass |
| NVNT | n20 | 5745 | Ant1 | 3.57 | 0.15 | 3.72 | 30 | Pass |
| NVNT | n20 | 5785 | Ant1 | 1.64 | 0.14 | 1.78 | 30 | Pass |
| NVNT | n20 | 5825 | Ant1 | 0.93 | 0.14 | 1.07 | 30 | Pass |
| NVNT | n40 | 5755 | Ant1 | 3.14 | 0.28 | 3.42 | 30 | Pass |
| NVNT | n40 | 5795 | Ant1 | -0.23 | 0.29 | 0.06 | 30 | Pass |
| NVNT | ac20 | 5745 | Ant1 | 3.66 | 0.15 | 3.81 | 30 | Pass |
| NVNT | ac20 | 5785 | Ant1 | 1.63 | 0.14 | 1.77 | 30 | Pass |
| NVNT | ac20 | 5825 | Ant1 | 0.94 | 0.15 | 1.09 | 30 | Pass |
| NVNT | ac40 | 5755 | Ant1 | 2.07 | 0.28 | 2.35 | 30 | Pass |
| NVNT | ac40 | 5795 | Ant1 | -0.28 | 0.28 | 0 | 30 | Pass |
| NVNT | ac80 | 5775 | Ant1 | 0.37 | 0.55 | 0.92 | 30 | Pass |

# E.3 Maximum Power Spectral Density Level

| Condition | Mode | Frequency (MHz) | Antenna | Conducted PSD (dBm/500KHz) | Duty Factor (dB) | Total PSD (dBm/500KHz) | Limit (dBm/500KHz) | Verdict |
|---|---|---|---|---|---|---|---|---|
| NVNT | a | 5745 | Ant1 | -9.34 | 0.13 | -9.21 | 30 | Pass |
| NVNT | a | 5785 | Ant1 | -11.25 | 0.14 | -11.11 | 30 | Pass |
| NVNT | a | 5825 | Ant1 | -11.46 | 0.14 | -11.32 | 30 | Pass |
| NVNT | n20 | 5745 | Ant1 | -9.17 | 0.15 | -9.02 | 30 | Pass |
| NVNT | n20 | 5785 | Ant1 | -10.86 | 0.14 | -10.72 | 30 | Pass |
| NVNT | n20 | 5825 | Ant1 | -11.65 | 0.14 | -11.51 | 30 | Pass |
| NVNT | n40 | 5755 | Ant1 | -12.41 | 0.28 | -12.13 | 30 | Pass |
| NVNT | n40 | 5795 | Ant1 | -15.97 | 0.29 | -15.68 | 30 | Pass |
| NVNT | ac20 | 5745 | Ant1 | -9.19 | 0.15 | -9.04 | 30 | Pass |
| NVNT | ac20 | 5785 | Ant1 | -11.19 | 0.14 | -11.05 | 30 | Pass |
| NVNT | ac20 | 5825 | Ant1 | -11.62 | 0.15 | -11.47 | 30 | Pass |
| NVNT | ac40 | 5755 | Ant1 | -13.58 | 0.28 | -13.3 | 30 | Pass |
| NVNT | ac40 | 5795 | Ant1 | -15.5 | 0.28 | -15.22 | 30 | Pass |
| NVNT | ac80 | 5775 | Ant1 | -18.11 | 0.55 | -17.56 | 30 | Pass |

Test Graphs

PSD NVNT a 5745MHz Ant1

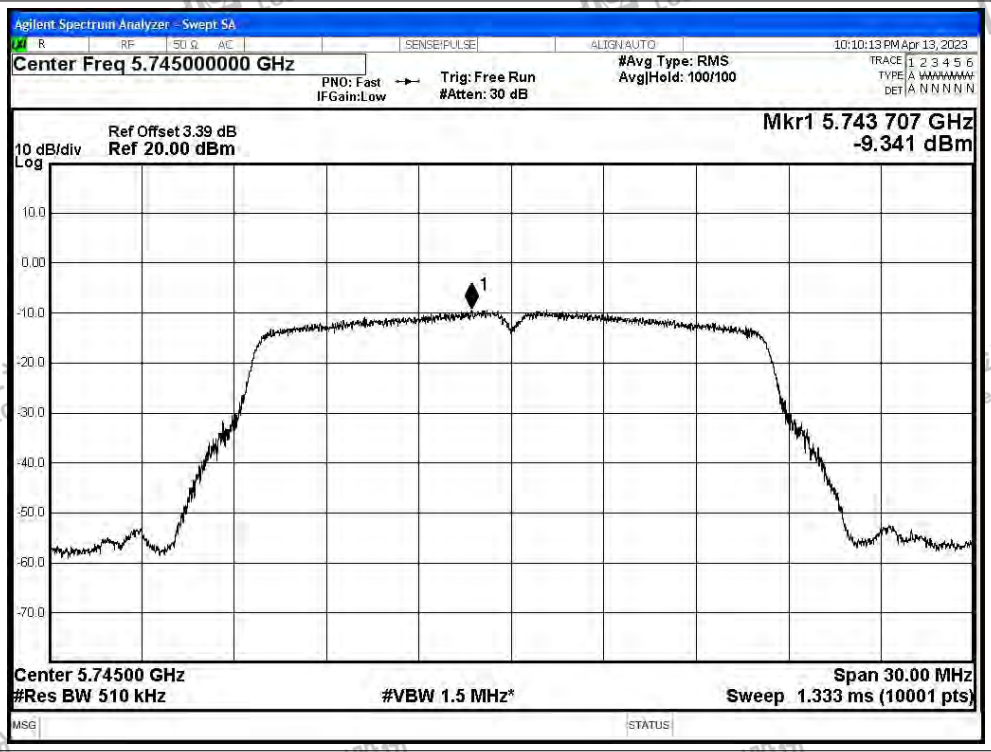


PSD NVNT a 5785MHz Ant1

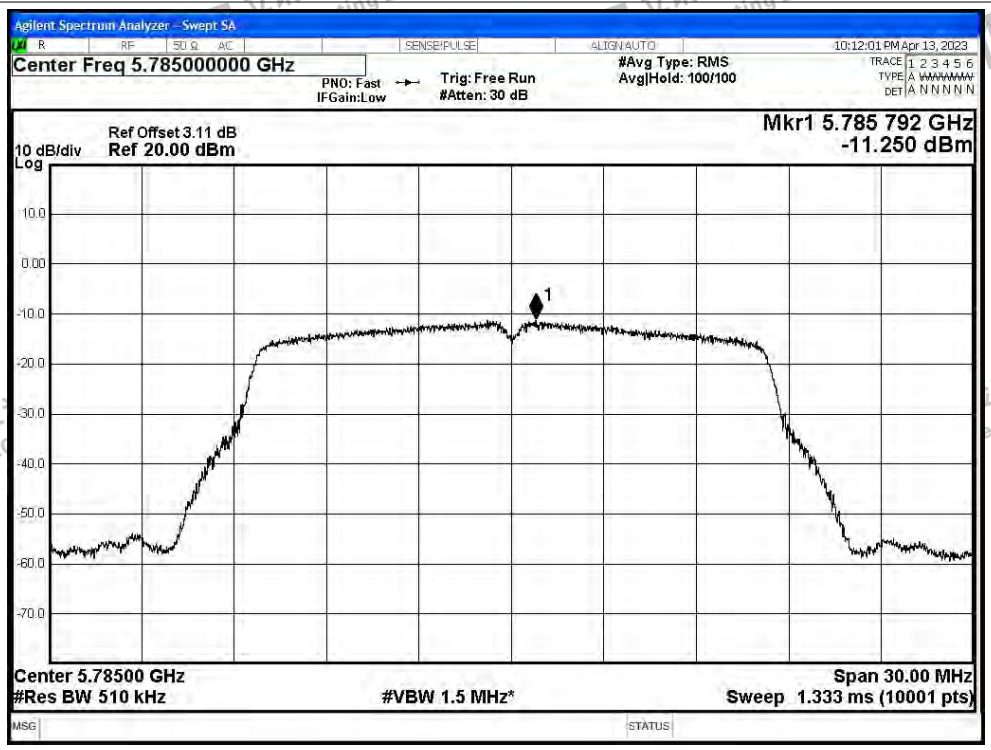

PSD NVNT a 5825MHz Ant1

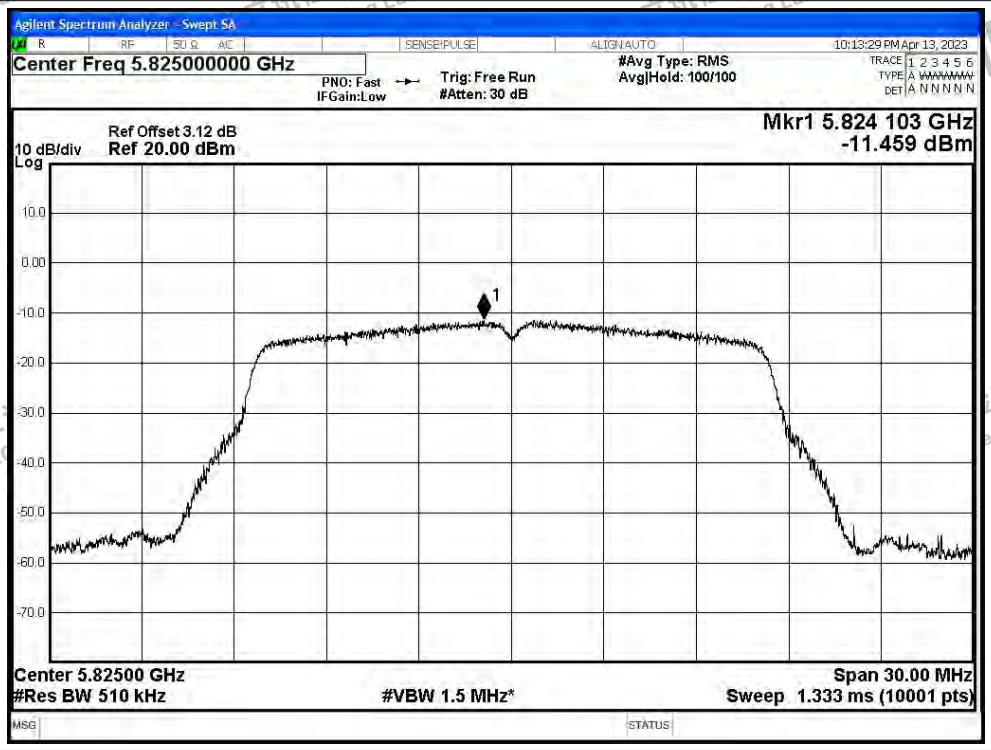


PSD NVNT n20 5745MHz Ant1

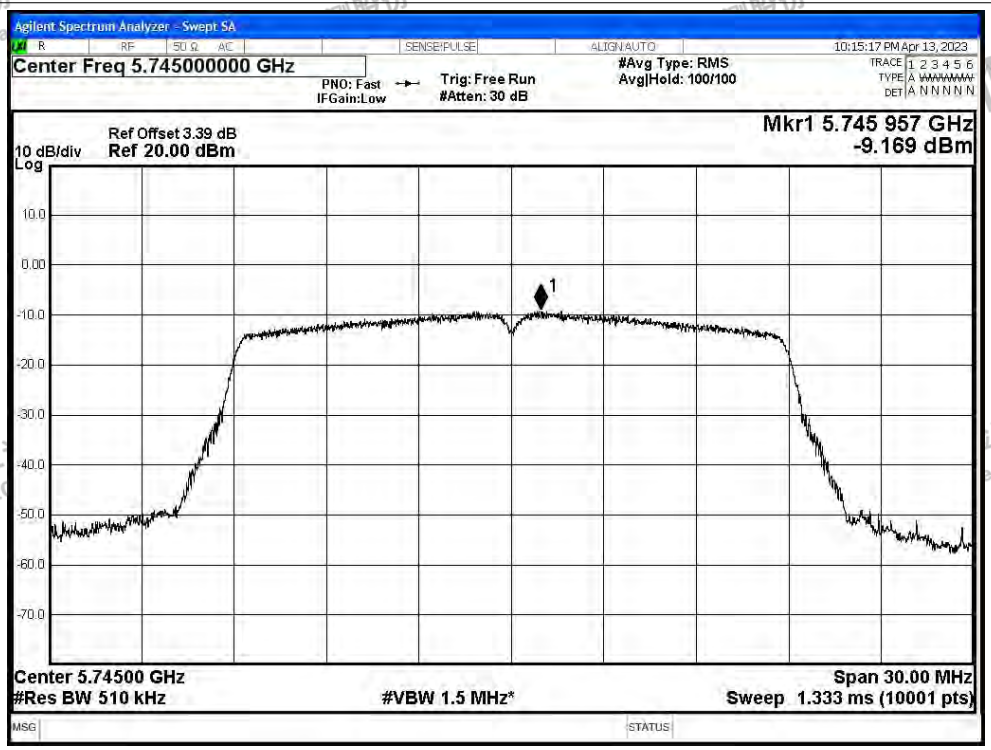

PSD NVNT n20 5785MHz Ant1

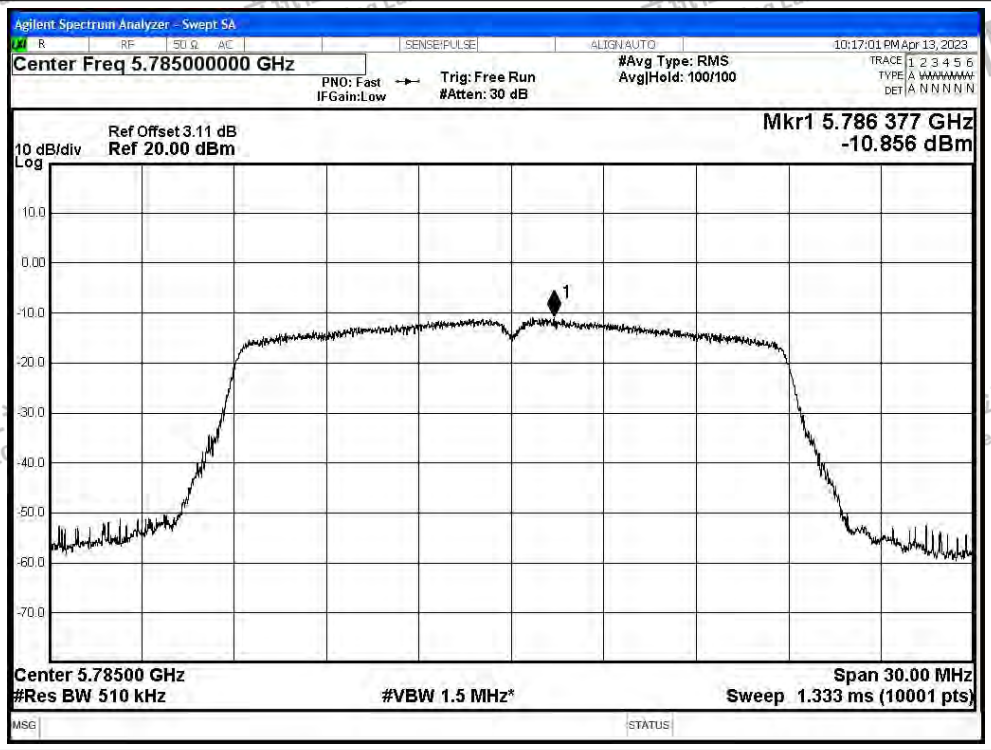


PSD NVNT n20 5825MHz Ant1

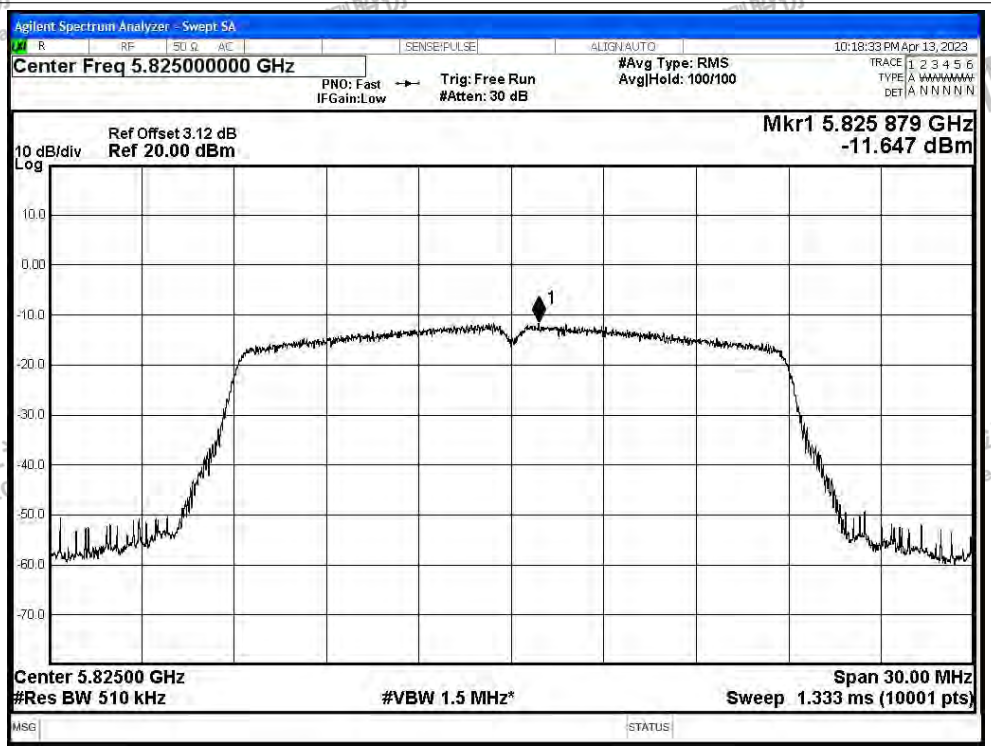

PSD NVNT n40 5755MHz Ant1

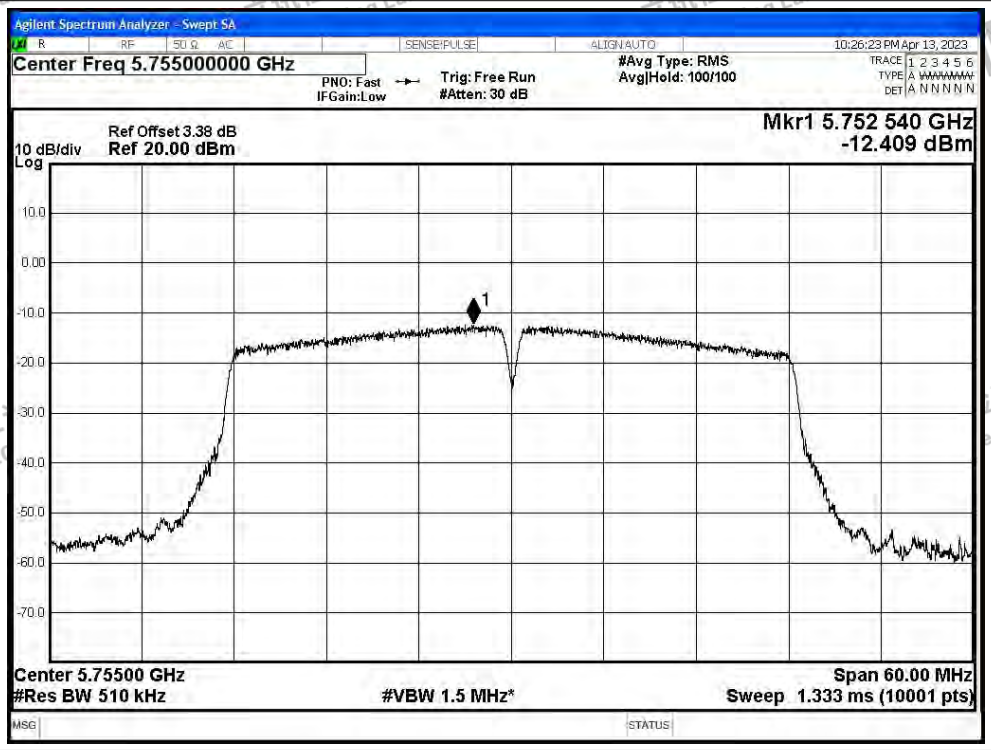


PSD NVNT n40 5795MHz Ant1

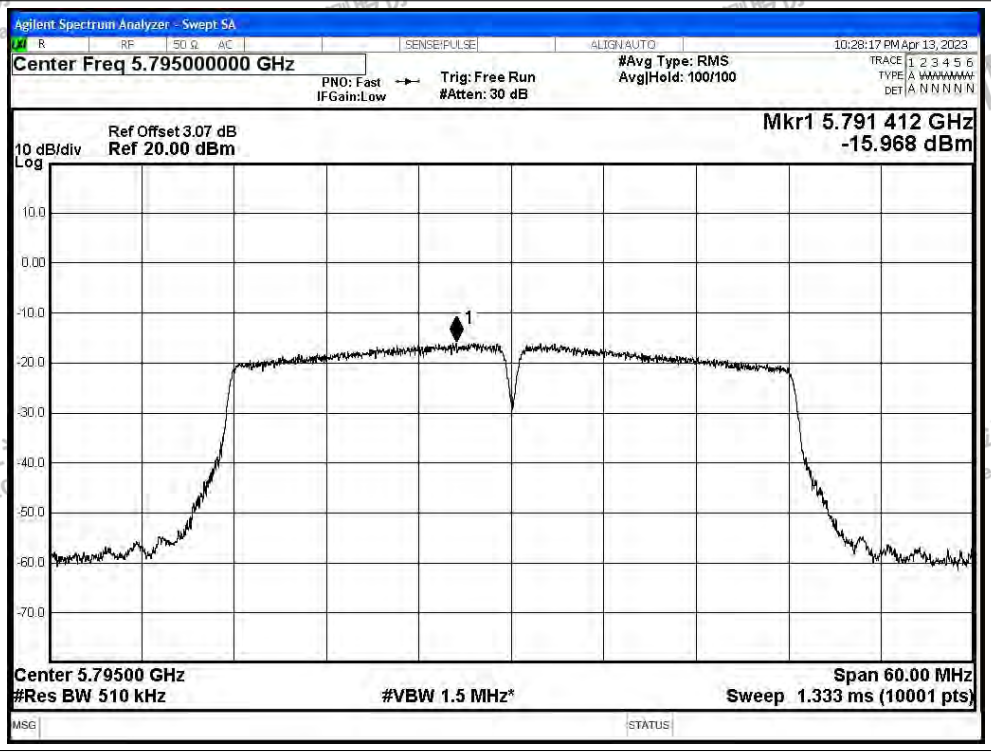

PSD NVNT ac20 5745MHz Ant1

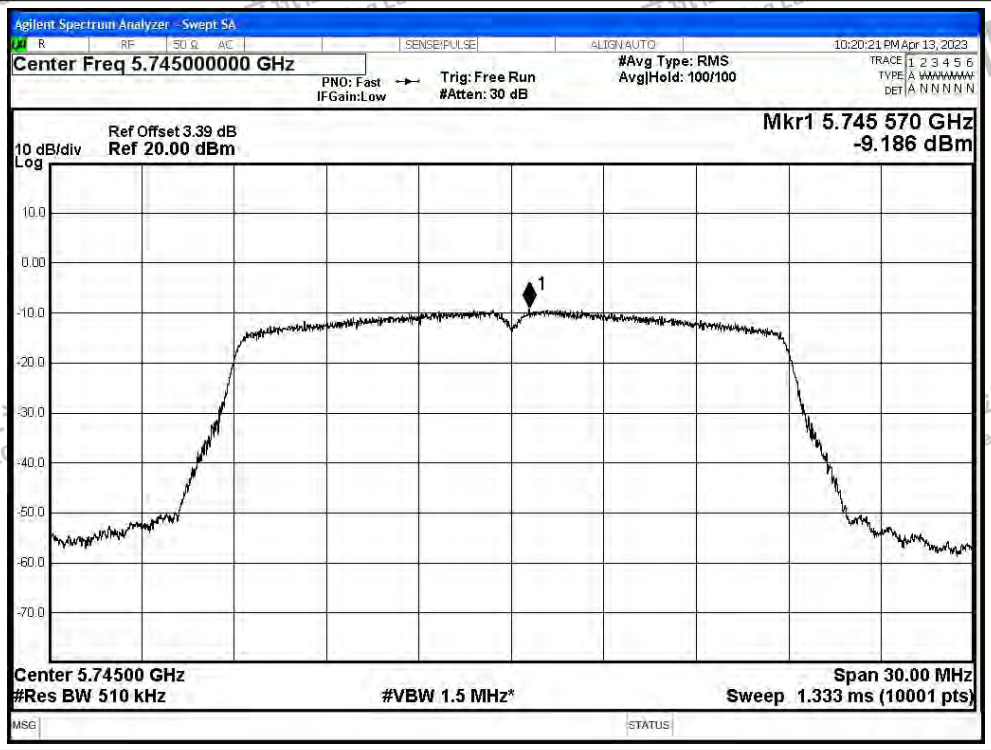


PSD NVNT ac20 5785MHz Ant1

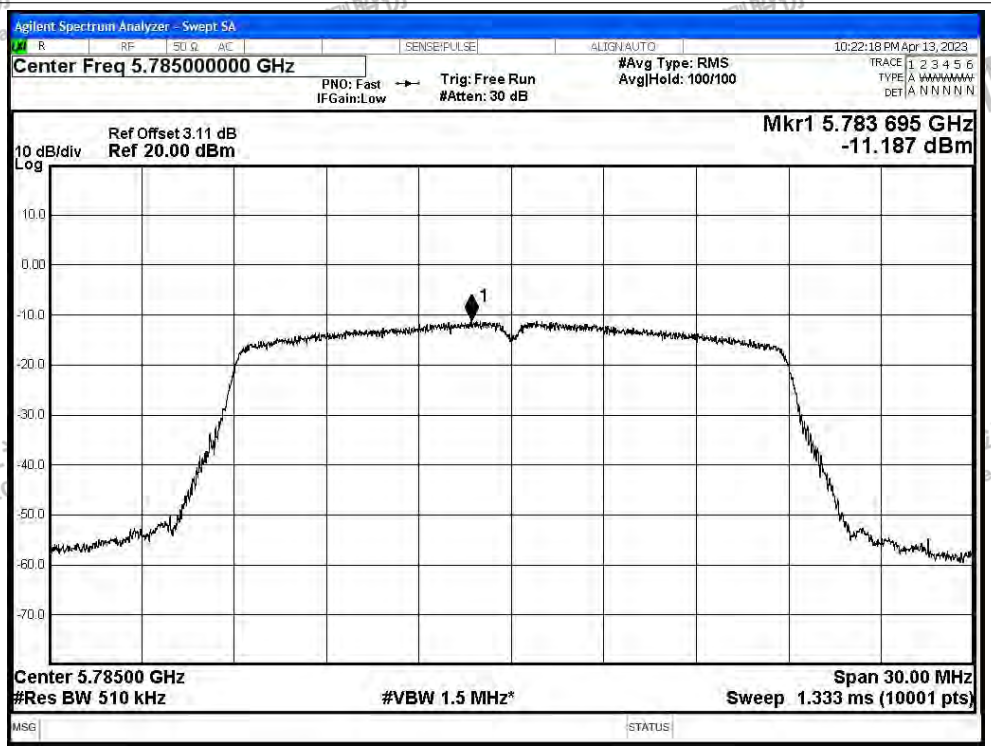

PSD NVNT ac20 5825MHz Ant1

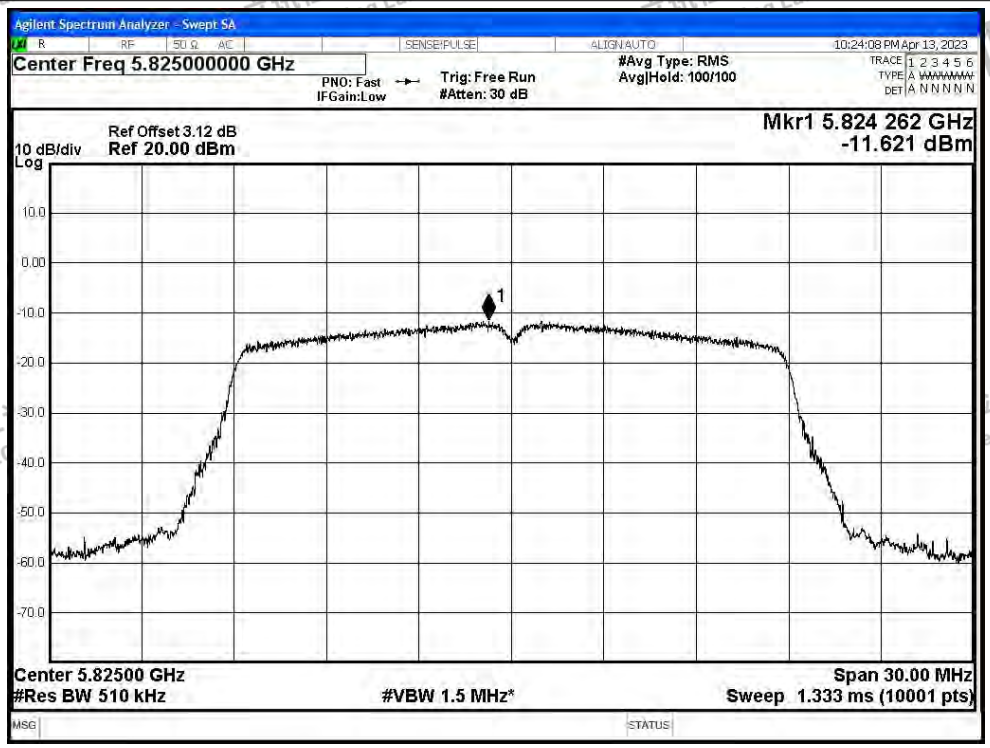


PSD NVNT ac40 5755MHz Ant1

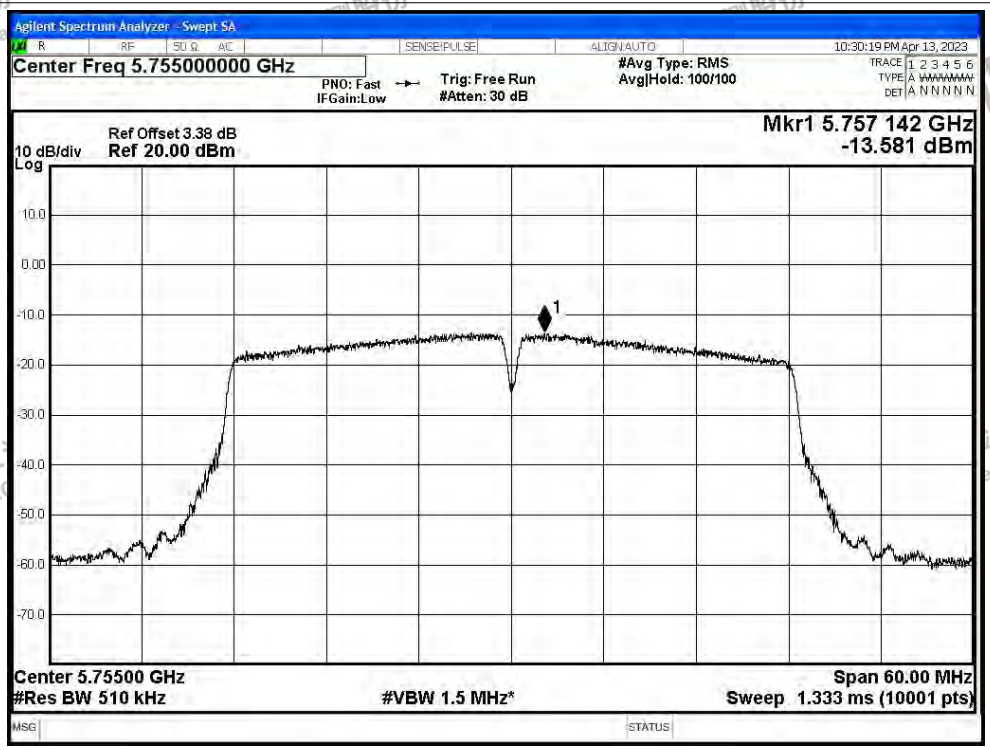

PSD NVNT ac40 5795MHz Ant1

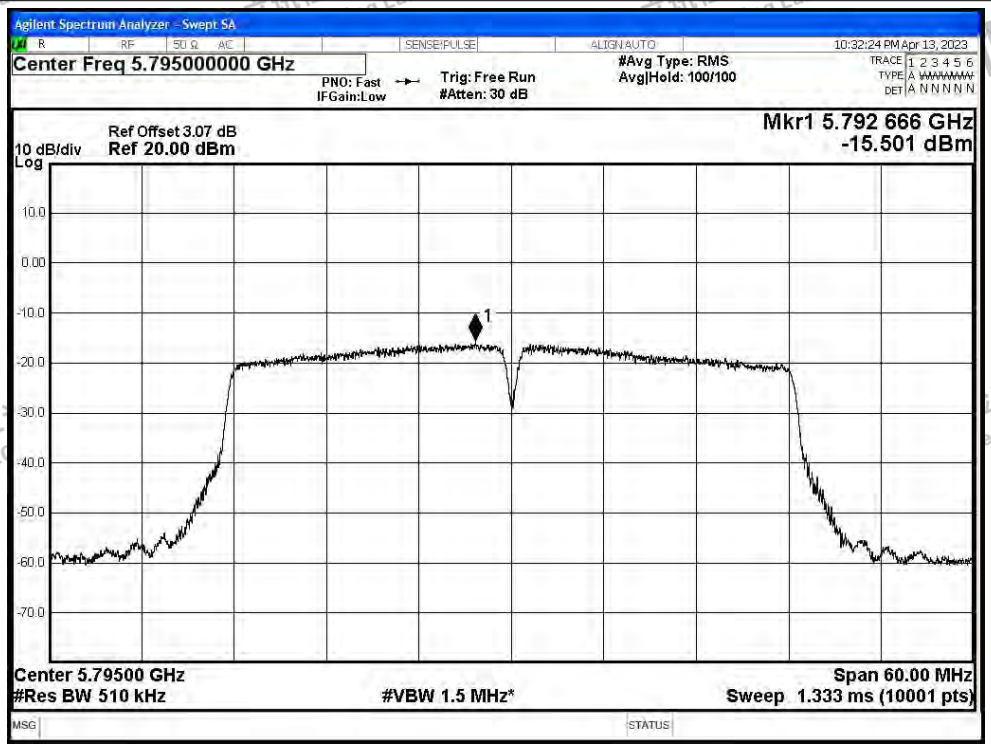


PSD NVNT ac80 5775MHz Ant1

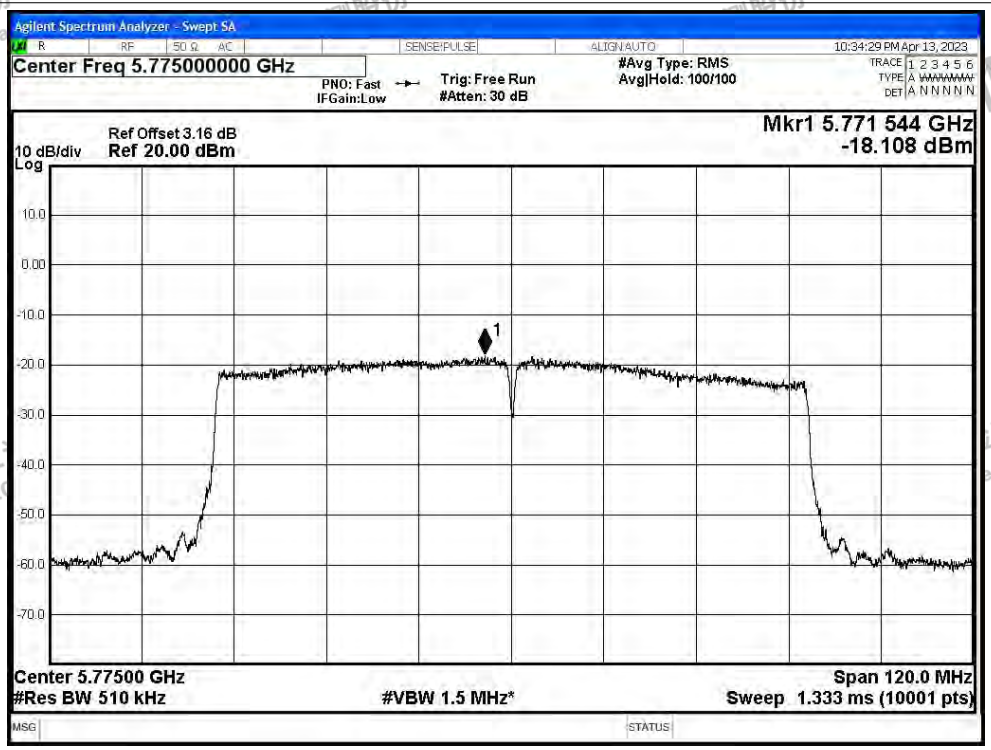

## E.4 Restrict Band

| Condition | Mode | Frequency (MHz) | Antenna | Spur Freq (MHz) | Power (dBm) | Gain (dBi) | EIRP Power (dBm) | Detector | Limit (dBm) | Verdict |
|---|---|---|---|---|---|---|---|---|---|---|
| NVNT | a | 5745 | Ant1 | 5650 | -49.96 | 2 | -47.96 | Peak | -27 | Pass |
| NVNT | a | 5745 | Ant1 | 5650 | -56.74 | 2 | -54.74 | Average | -27 | Pass |
| NVNT | a | 5745 | Ant1 | 5700 | -49.04 | 2 | -47.04 | Peak | 10 | Pass |
| NVNT | a | 5745 | Ant1 | 5700 | -56.28 | 2 | -54.28 | Average | 10 | Pass |
| NVNT | a | 5745 | Ant1 | 5720 | -48.44 | 2 | -46.44 | Peak | 15.6 | Pass |
| NVNT | a | 5745 | Ant1 | 5720 | -55.83 | 2 | -53.83 | Average | 15.6 | Pass |
| NVNT | a | 5745 | Ant1 | 5725 | -46.26 | 2 | -44.26 | Peak | 27 | Pass |
| NVNT | a | 5745 | Ant1 | 5725 | -55.17 | 2 | -53.17 | Average | 27 | Pass |
| NVNT | a | 5825 | Ant1 | 5850 | -48.65 | 2 | -46.65 | Peak | 27 | Pass |
| NVNT | a | 5825 | Ant1 | 5850 | -56.13 | 2 | -54.13 | Average | 27 | Pass |
| NVNT | a | 5825 | Ant1 | 5855 | -50.85 | 2 | -48.85 | Peak | 15.6 | Pass |
| NVNT | a | 5825 | Ant1 | 5855 | -56.47 | 2 | -54.47 | Average | 15.6 | Pass |
| NVNT | a | 5825 | Ant1 | 5875 | -50.54 | 2 | -48.54 | Peak | 10 | Pass |
| NVNT | a | 5825 | Ant1 | 5875 | -56.9 | 2 | -54.9 | Average | 10 | Pass |
| NVNT | a | 5825 | Ant1 | 5925 | -48.51 | 2 | -46.51 | Peak | -27 | Pass |
| NVNT | a | 5825 | Ant1 | 5925 | -56.58 | 2 | -54.58 | Average | -27 | Pass |
| NVNT | n20 | 5745 | Ant1 | 5650 | -49.29 | 2 | -47.29 | Peak | -27 | Pass |
| NVNT | n20 | 5745 | Ant1 | 5650 | -56.34 | 2 | -54.34 | Average | -27 | Pass |
| NVNT | n20 | 5745 | Ant1 | 5700 | -49.04 | 2 | -47.04 | Peak | 10 | Pass |
| NVNT | n20 | 5745 | Ant1 | 5700 | -55.8 | 2 | -53.8 | Average | 10 | Pass |
| NVNT | n20 | 5745 | Ant1 | 5720 | -46.83 | 2 | -44.83 | Peak | 15.6 | Pass |
| NVNT | n20 | 5745 | Ant1 | 5720 | -53.95 | 2 | -51.95 | Average | 15.6 | Pass |
| NVNT | n20 | 5745 | Ant1 | 5725 | -38.01 | 2 | -36.01 | Peak | 27 | Pass |
| NVNT | n20 | 5745 | Ant1 | 5725 | -52.16 | 2 | -50.16 | Average | 27 | Pass |
| NVNT | n20 | 5825 | Ant1 | 5850 | -49.58 | 2 | -47.58 | Peak | 27 | Pass |
| NVNT | n20 | 5825 | Ant1 | 5850 | -56.22 | 2 | -54.22 | Average | 27 | Pass |
| NVNT | n20 | 5825 | Ant1 | 5855 | -49.14 | 2 | -47.14 | Peak | 15.6 | Pass |
| NVNT | n20 | 5825 | Ant1 | 5855 | -56.38 | 2 | -54.38 | Average | 15.6 | Pass |
| NVNT | n20 | 5825 | Ant1 | 5875 | -50.81 | 2 | -48.81 | Peak | 10 | Pass |
| NVNT | n20 | 5825 | Ant1 | 5875 | -56.77 | 2 | -54.77 | Average | 10 | Pass |
| NVNT | n20 | 5825 | Ant1 | 5925 | -50.12 | 2 | -48.12 | Peak | -27 | Pass |
| NVNT | n20 | 5825 | Ant1 | 5925 | -56.66 | 2 | -54.66 | Average | -27 | Pass |
| NVNT | n40 | 5755 | Ant1 | 5650 | -48.9 | 2 | -46.9 | Peak | -27 | Pass |
| NVNT | n40 | 5755 | Ant1 | 5650 | -56.03 | 2 | -54.03 | Average | -27 | Pass |
| NVNT | n40 | 5755 | Ant1 | 5700 | -42.32 | 2 | -40.32 | Peak | 10 | Pass |
| NVNT | n40 | 5755 | Ant1 | 5700 | -54.97 | 2 | -52.97 | Average | 10 | Pass |
| NVNT | n40 | 5755 | Ant1 | 5720 | -46.67 | 2 | -44.67 | Peak | 15.6 | Pass |

| | | | | | | | | | | |
|---|---|---|---|---|---|---|---|---|---|---|
| NVNT | n40 | 5755 | Ant1 | 5720 | -52.73 | 2 | -50.73 | Average | 15.6 | Pass |
| NVNT | n40 | 5755 | Ant1 | 5725 | -43.62 | 2 | -41.62 | Peak | 27 | Pass |
| NVNT | n40 | 5755 | Ant1 | 5725 | -52.01 | 2 | -50.01 | Average | 27 | Pass |
| NVNT | n40 | 5795 | Ant1 | 5850 | -50.71 | 2 | -48.71 | Peak | 27 | Pass |
| NVNT | n40 | 5795 | Ant1 | 5850 | -56.81 | 2 | -54.81 | Average | 27 | Pass |
| NVNT | n40 | 5795 | Ant1 | 5855 | -50.22 | 2 | -48.22 | Peak | 15.6 | Pass |
| NVNT | n40 | 5795 | Ant1 | 5855 | -56.81 | 2 | -54.81 | Average | 15.6 | Pass |
| NVNT | n40 | 5795 | Ant1 | 5875 | -49.62 | 2 | -47.62 | Peak | 10 | Pass |
| NVNT | n40 | 5795 | Ant1 | 5875 | -56.82 | 2 | -54.82 | Average | 10 | Pass |
| NVNT | n40 | 5795 | Ant1 | 5925 | -49.71 | 2 | -47.71 | Peak | -27 | Pass |
| NVNT | n40 | 5795 | Ant1 | 5925 | -56.36 | 2 | -54.36 | Average | -27 | Pass |
| NVNT | ac20 | 5745 | Ant1 | 5650 | -47.96 | 2 | -45.96 | Peak | -27 | Pass |
| NVNT | ac20 | 5745 | Ant1 | 5650 | -56.31 | 2 | -54.31 | Average | -27 | Pass |
| NVNT | ac20 | 5745 | Ant1 | 5700 | -48.89 | 2 | -46.89 | Peak | 10 | Pass |
| NVNT | ac20 | 5745 | Ant1 | 5700 | -55.9 | 2 | -53.9 | Average | 10 | Pass |
| NVNT | ac20 | 5745 | Ant1 | 5720 | -45.97 | 2 | -43.97 | Peak | 15.6 | Pass |
| NVNT | ac20 | 5745 | Ant1 | 5720 | -54.6 | 2 | -52.6 | Average | 15.6 | Pass |
| NVNT | ac20 | 5745 | Ant1 | 5725 | -44.38 | 2 | -42.38 | Peak | 27 | Pass |
| NVNT | ac20 | 5745 | Ant1 | 5725 | -53.63 | 2 | -51.63 | Average | 27 | Pass |
| NVNT | ac20 | 5825 | Ant1 | 5850 | -49.71 | 2 | -47.71 | Peak | 27 | Pass |
| NVNT | ac20 | 5825 | Ant1 | 5850 | -56.07 | 2 | -54.07 | Average | 27 | Pass |
| NVNT | ac20 | 5825 | Ant1 | 5855 | -49.62 | 2 | -47.62 | Peak | 15.6 | Pass |
| NVNT | ac20 | 5825 | Ant1 | 5855 | -56.37 | 2 | -54.37 | Average | 15.6 | Pass |
| NVNT | ac20 | 5825 | Ant1 | 5875 | -49.5 | 2 | -47.5 | Peak | 10 | Pass |
| NVNT | ac20 | 5825 | Ant1 | 5875 | -56.75 | 2 | -54.75 | Average | 10 | Pass |
| NVNT | ac20 | 5825 | Ant1 | 5925 | -49.51 | 2 | -47.51 | Peak | -27 | Pass |
| NVNT | ac20 | 5825 | Ant1 | 5925 | -56.45 | 2 | -54.45 | Average | -27 | Pass |
| NVNT | ac40 | 5755 | Ant1 | 5650 | -49.55 | 2 | -47.55 | Peak | -27 | Pass |
| NVNT | ac40 | 5755 | Ant1 | 5650 | -56.52 | 2 | -54.52 | Average | -27 | Pass |
| NVNT | ac40 | 5755 | Ant1 | 5700 | -48.81 | 2 | -46.81 | Peak | 10 | Pass |
| NVNT | ac40 | 5755 | Ant1 | 5700 | -56.01 | 2 | -54.01 | Average | 10 | Pass |
| NVNT | ac40 | 5755 | Ant1 | 5720 | -48.13 | 2 | -46.13 | Peak | 15.6 | Pass |
| NVNT | ac40 | 5755 | Ant1 | 5720 | -55.5 | 2 | -53.5 | Average | 15.6 | Pass |
| NVNT | ac40 | 5755 | Ant1 | 5725 | -47.2 | 2 | -45.2 | Peak | 27 | Pass |
| NVNT | ac40 | 5755 | Ant1 | 5725 | -54.11 | 2 | -52.11 | Average | 27 | Pass |
| NVNT | ac40 | 5795 | Ant1 | 5850 | -50.73 | 2 | -48.73 | Peak | 27 | Pass |
| NVNT | ac40 | 5795 | Ant1 | 5850 | -56.79 | 2 | -54.79 | Average | 27 | Pass |
| NVNT | ac40 | 5795 | Ant1 | 5855 | -50.87 | 2 | -48.87 | Peak | 15.6 | Pass |
| NVNT | ac40 | 5795 | Ant1 | 5855 | -56.6 | 2 | -54.6 | Average | 15.6 | Pass |
| NVNT | ac40 | 5795 | Ant1 | 5875 | -48.18 | 2 | -46.18 | Peak | 10 | Pass |
| NVNT | ac40 | 5795 | Ant1 | 5875 | -56.69 | 2 | -54.69 | Average | 10 | Pass |

| | | | | | | | | | | |
|---|---|---|---|---|---|---|---|---|---|---|
| NVNT | ac40 | 5795 | Ant1 | 5925 | -50.2 | 2 | -48.2 | Peak | -27 | Pass |
| NVNT | ac40 | 5795 | Ant1 | 5925 | -56.57 | 2 | -54.57 | Average | -27 | Pass |
| NVNT | ac80 | 5775 | Ant1 | 5650 | -49.86 | 2 | -47.86 | Peak | -27 | Pass |
| NVNT | ac80 | 5775 | Ant1 | 5650 | -55.73 | 2 | -53.73 | Average | -27 | Pass |
| NVNT | ac80 | 5775 | Ant1 | 5700 | -48.41 | 2 | -46.41 | Peak | 10 | Pass |
| NVNT | ac80 | 5775 | Ant1 | 5700 | -55.41 | 2 | -53.41 | Average | 10 | Pass |
| NVNT | ac80 | 5775 | Ant1 | 5720 | -47.01 | 2 | -45.01 | Peak | 15.6 | Pass |
| NVNT | ac80 | 5775 | Ant1 | 5720 | -54.9 | 2 | -52.9 | Average | 15.6 | Pass |
| NVNT | ac80 | 5775 | Ant1 | 5725 | -47.43 | 2 | -45.43 | Peak | 27 | Pass |
| NVNT | ac80 | 5775 | Ant1 | 5725 | -54.08 | 2 | -52.08 | Average | 27 | Pass |
| NVNT | ac80 | 5775 | Ant1 | 5850 | -48.12 | 2 | -46.12 | Peak | 27 | Pass |
| NVNT | ac80 | 5775 | Ant1 | 5850 | -54.81 | 2 | -52.81 | Average | 27 | Pass |
| NVNT | ac80 | 5775 | Ant1 | 5855 | -47.74 | 2 | -45.74 | Peak | 15.6 | Pass |
| NVNT | ac80 | 5775 | Ant1 | 5855 | -55.27 | 2 | -53.27 | Average | 15.6 | Pass |
| NVNT | ac80 | 5775 | Ant1 | 5875 | -49.98 | 2 | -47.98 | Peak | 10 | Pass |
| NVNT | ac80 | 5775 | Ant1 | 5875 | -55.26 | 2 | -53.26 | Average | 10 | Pass |
| NVNT | ac80 | 5775 | Ant1 | 5925 | -49.97 | 2 | -47.97 | Peak | -27 | Pass |
| NVNT | ac80 | 5775 | Ant1 | 5925 | -55.83 | 2 | -53.83 | Average | -27 | Pass |

Test Graphs

Restrict Band NVNT a 5745MHz Ant1 Peak

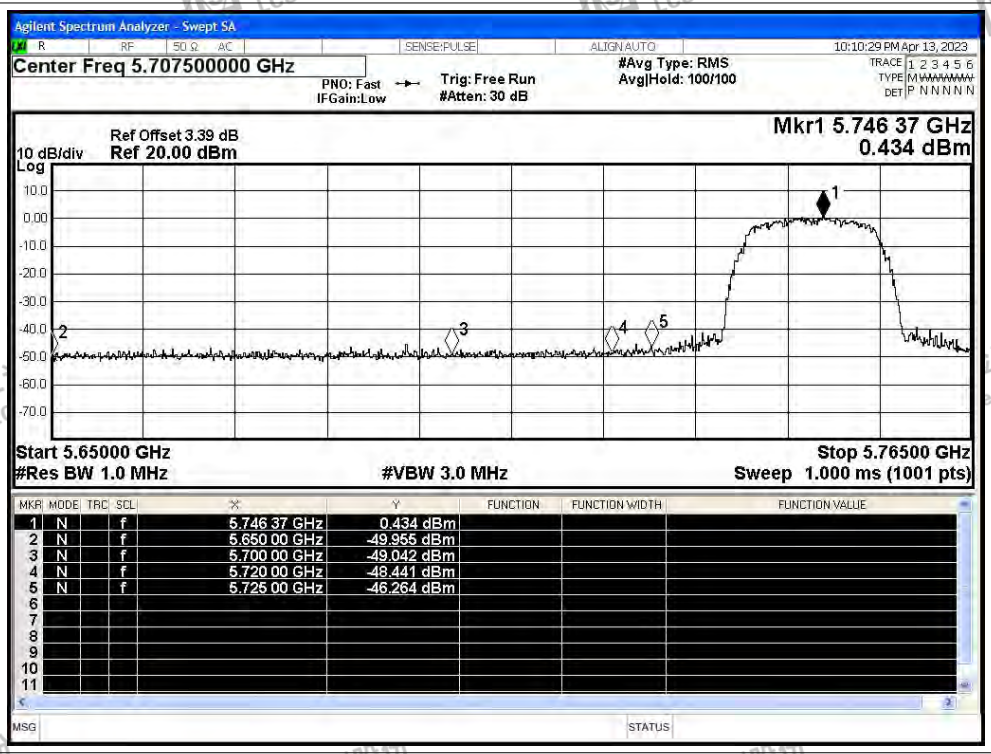


Restrict Band NVNT a 5745MHz Ant1 Average

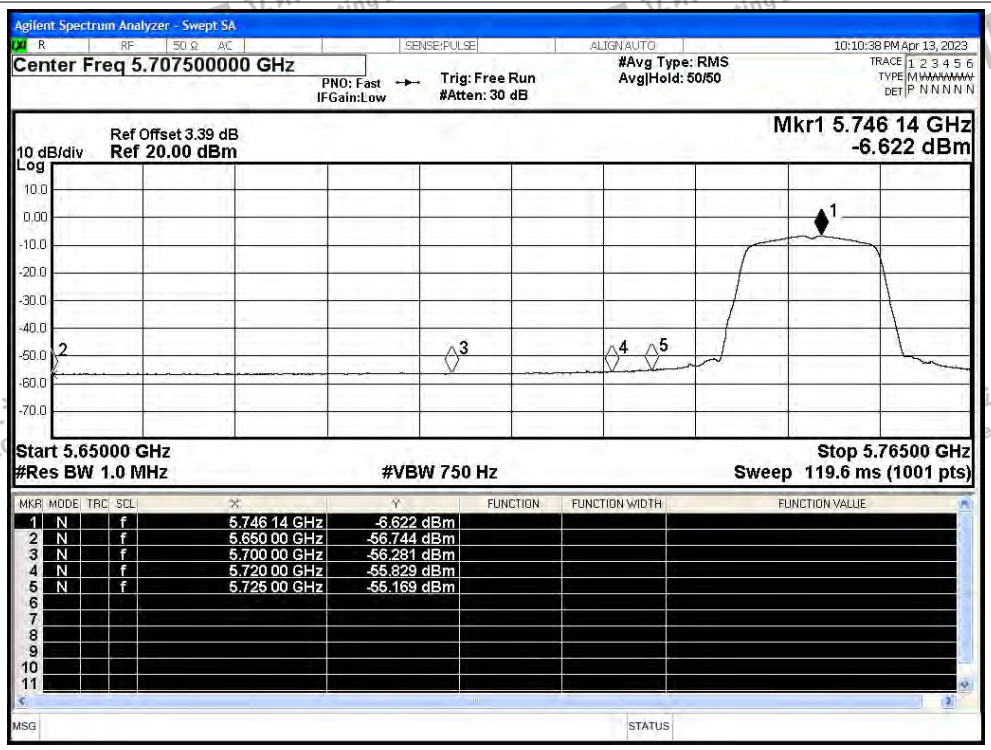

Restrict Band NVNT a 5825MHz Ant1 Peak

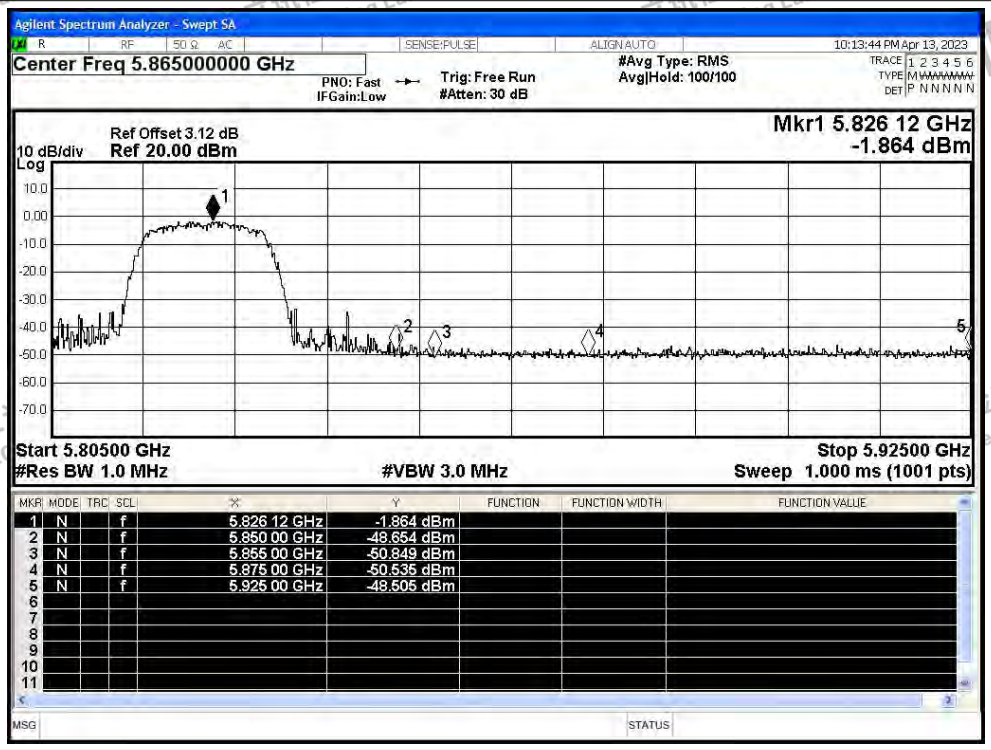


Restrict Band NVNT a 5825MHz Ant1 Average

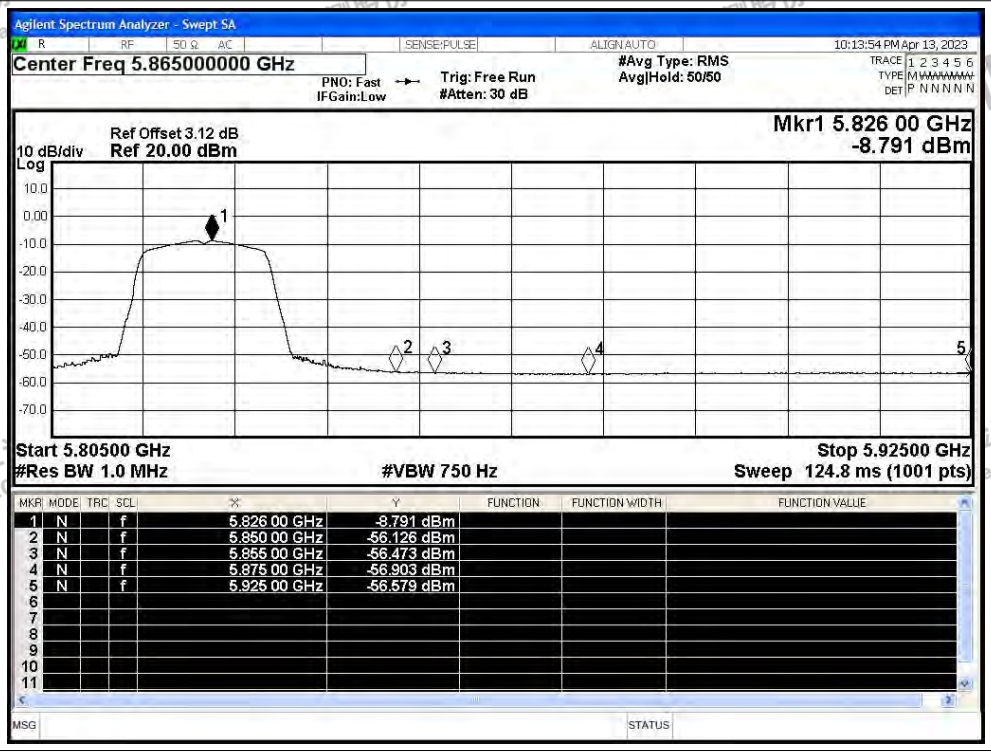

Restrict Band NVNT n20 5745MHz Ant1 Peak

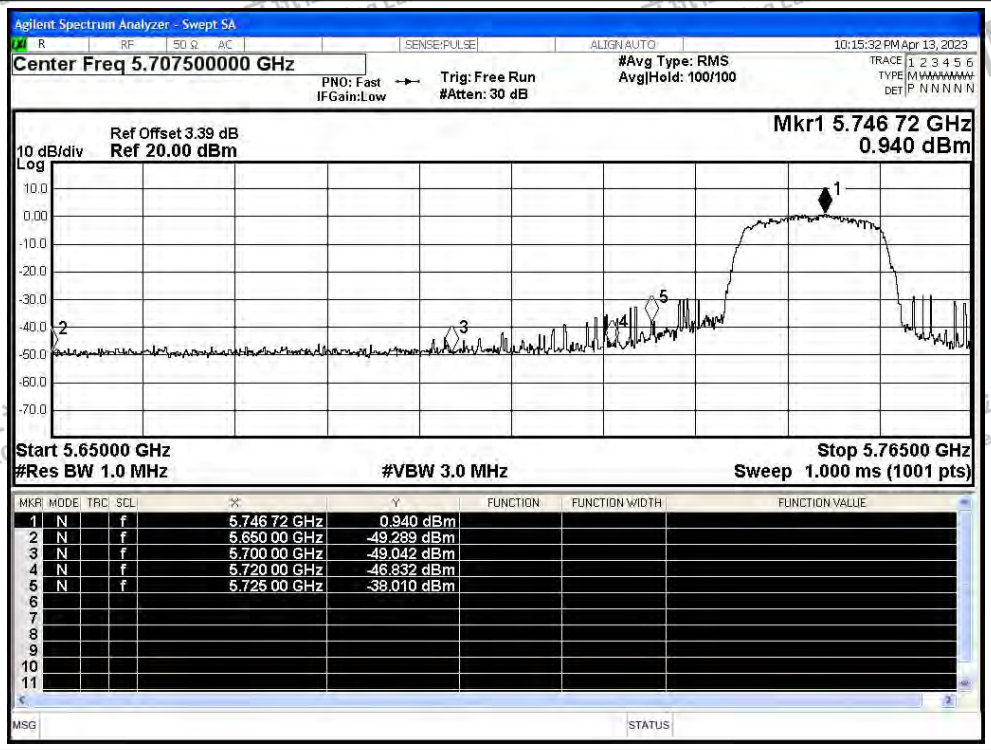


Restrict Band NVNT n20 5745MHz Ant1 Average

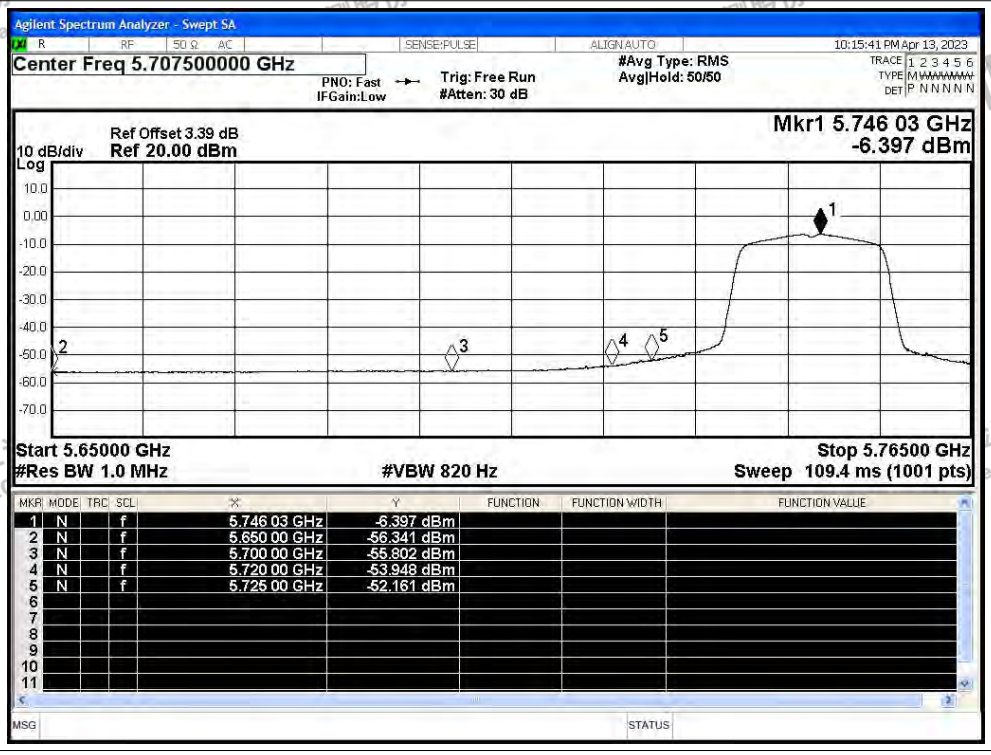

Restrict Band NVNT n20 5825MHz Ant1 Peak

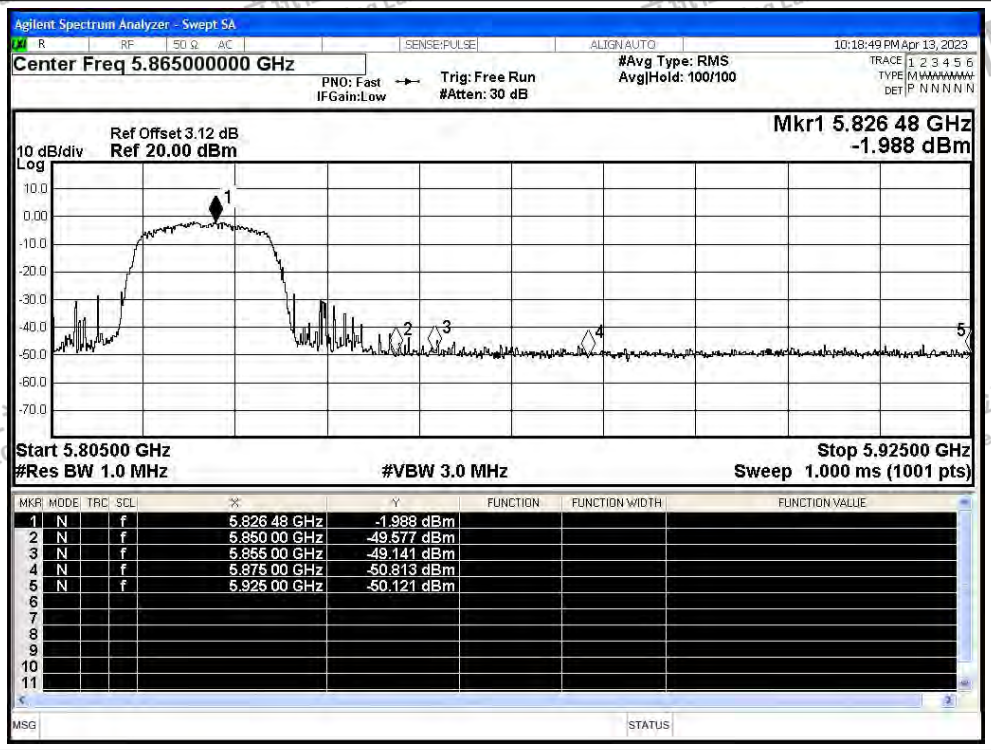


Restrict Band NVNT n20 5825MHz Ant1 Average

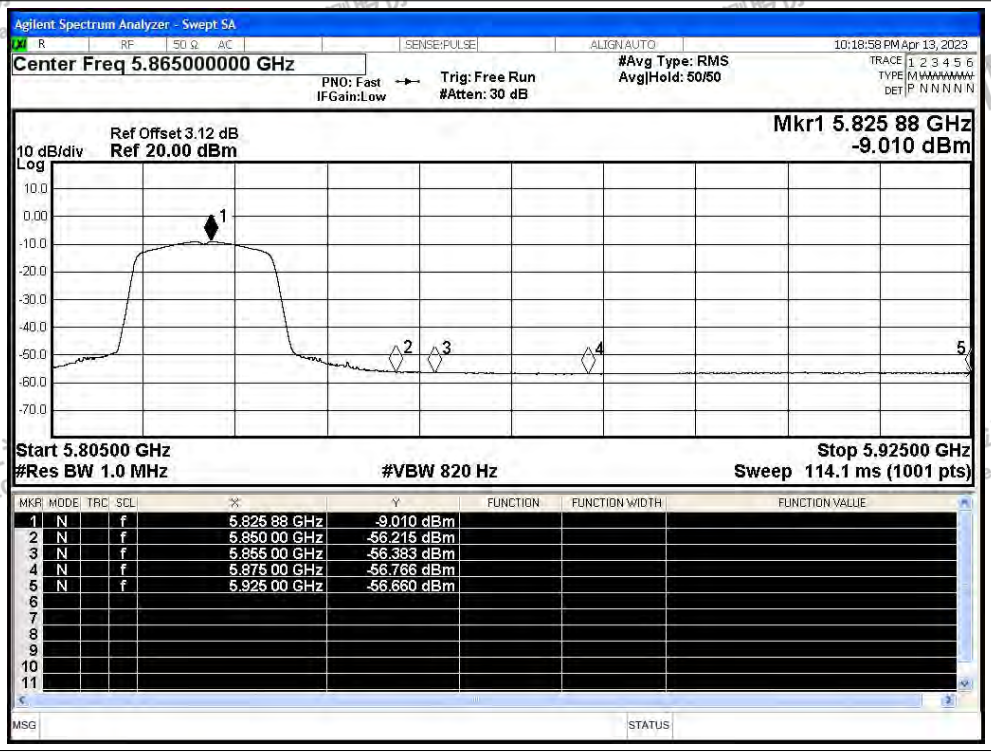

Restrict Band NVNT n40 5755MHz Ant1 Peak

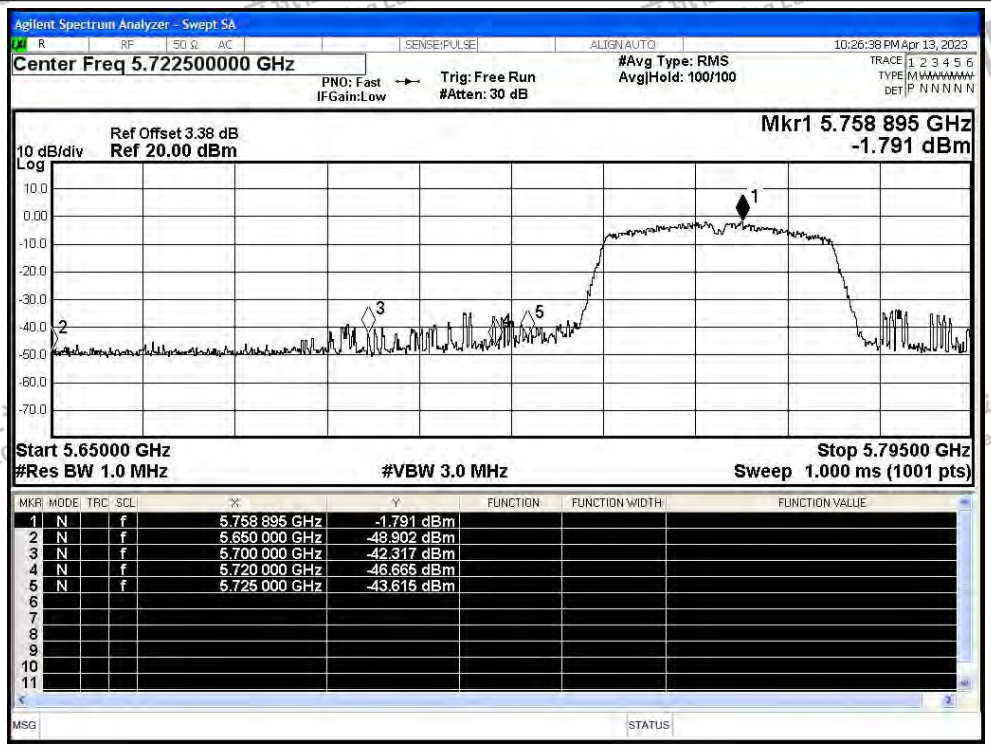


Restrict Band NVNT n40 5755MHz Ant1 Average

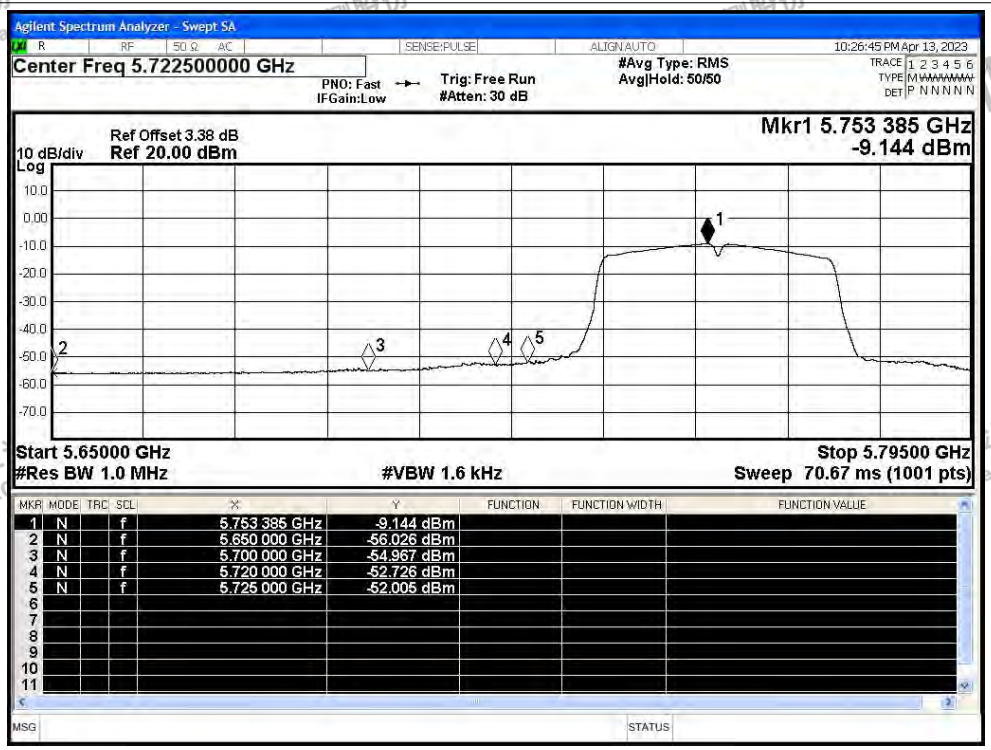

Restrict Band NVNT n40 5795MHz Ant1 Peak

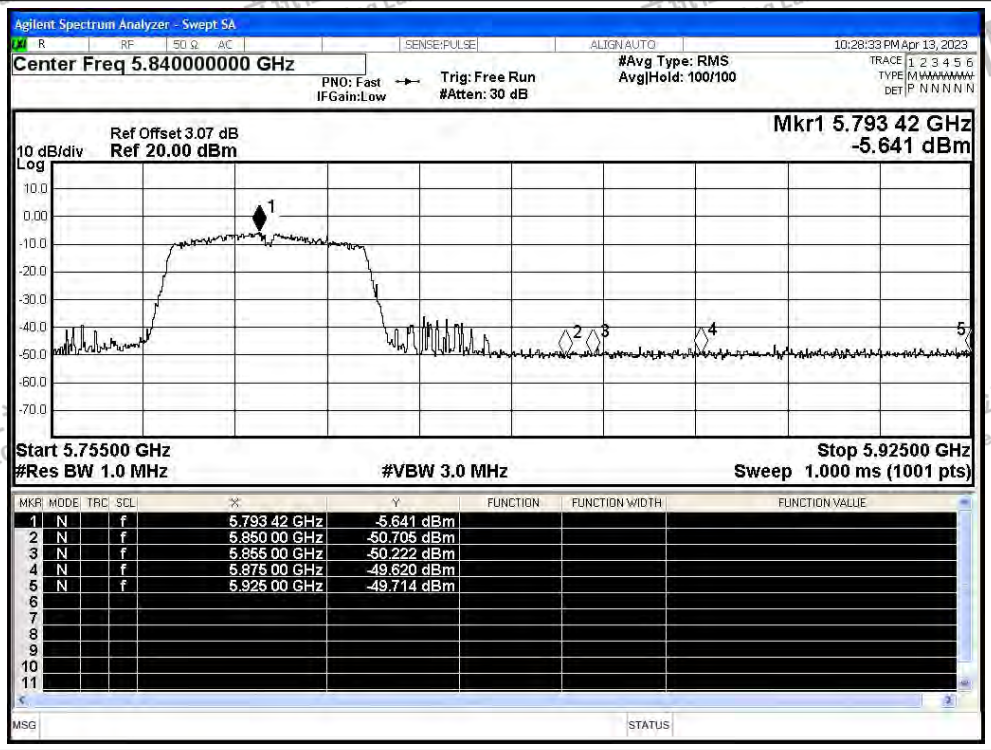


Restrict Band NVNT n40 5795MHz Ant1 Average

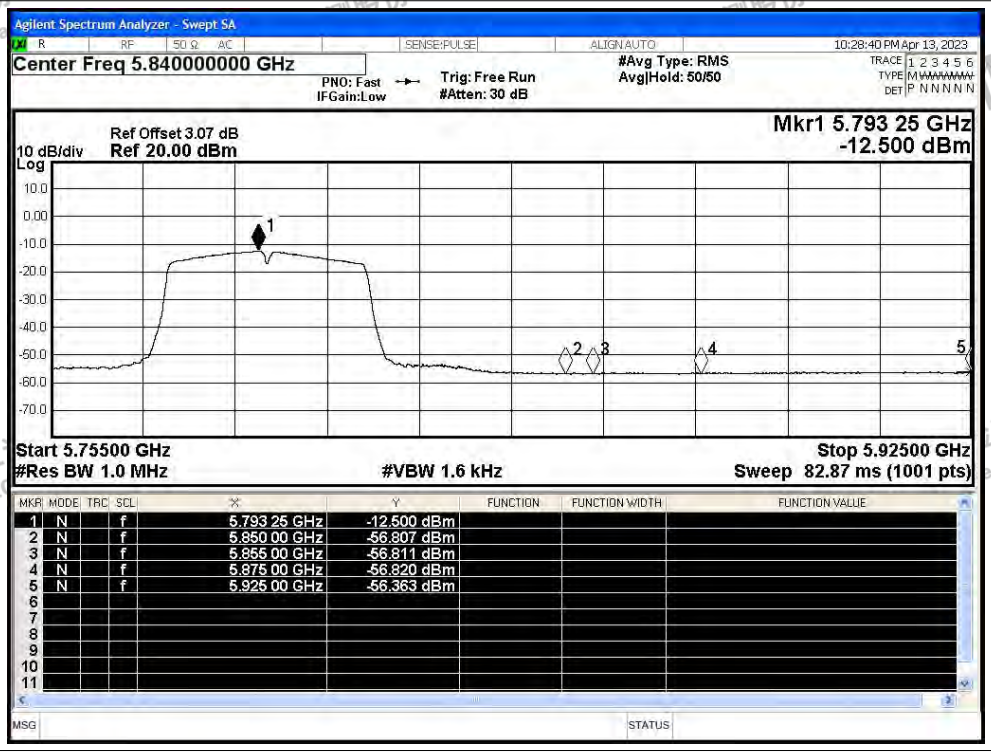

Restrict Band NVNT ac20 5745MHz Ant1 Peak

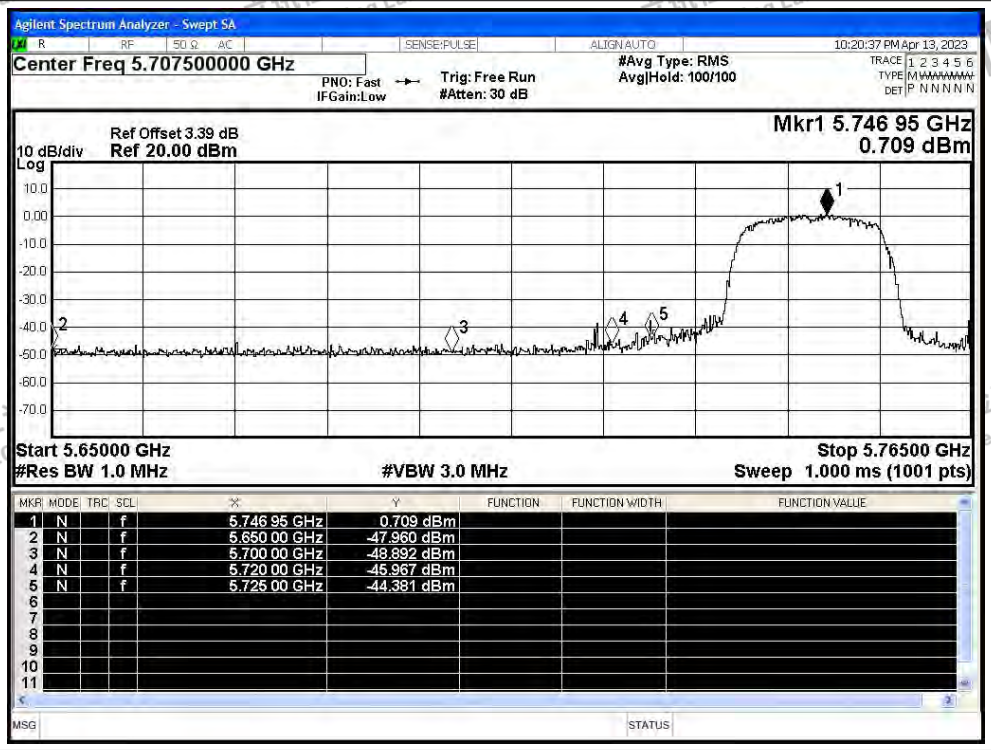


Restrict Band NVNT ac20 5745MHz Ant1 Average

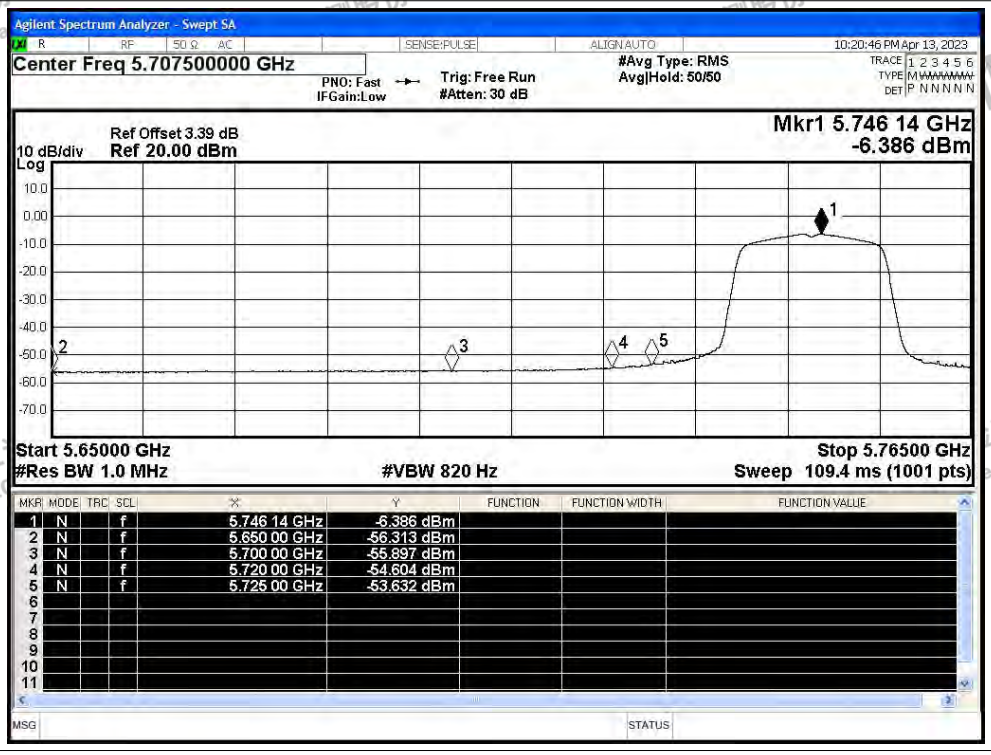

Restrict Band NVNT ac20 5825MHz Ant1 Peak

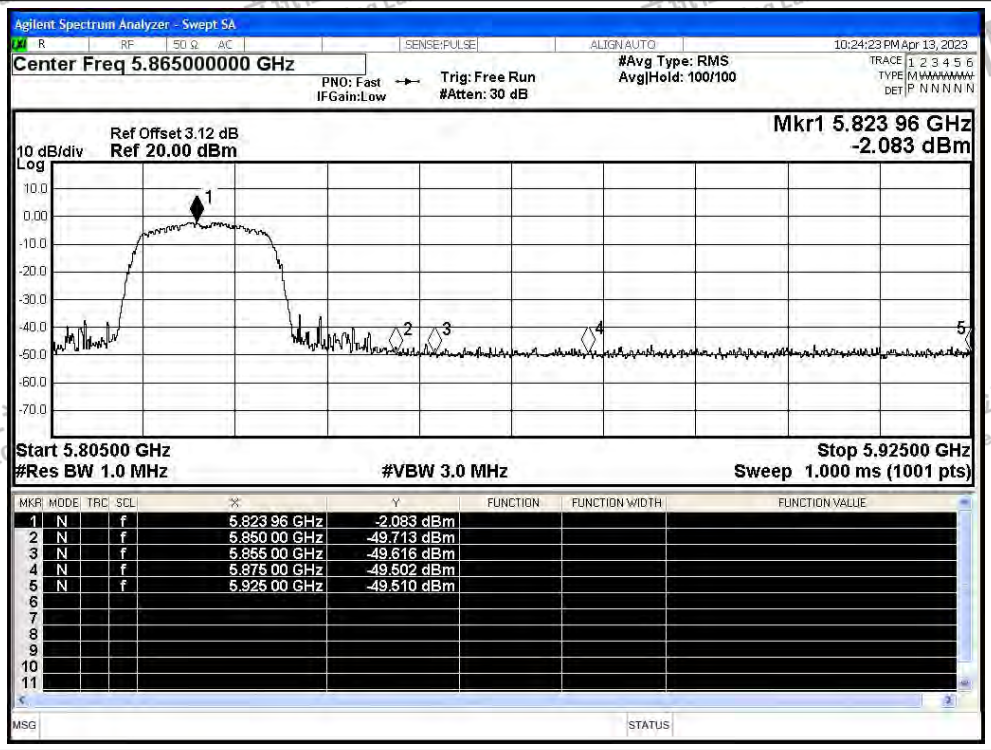


Restrict Band NVNT ac20 5825MHz Ant1 Average

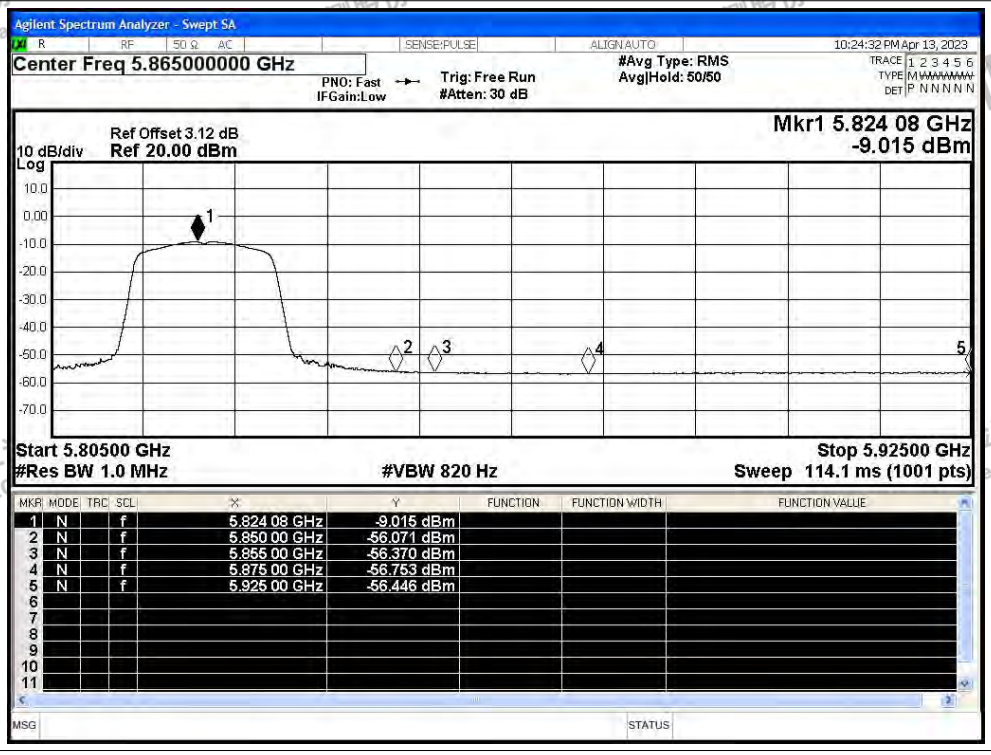

Restrict Band NVNT ac40 5755MHz Ant1 Peak

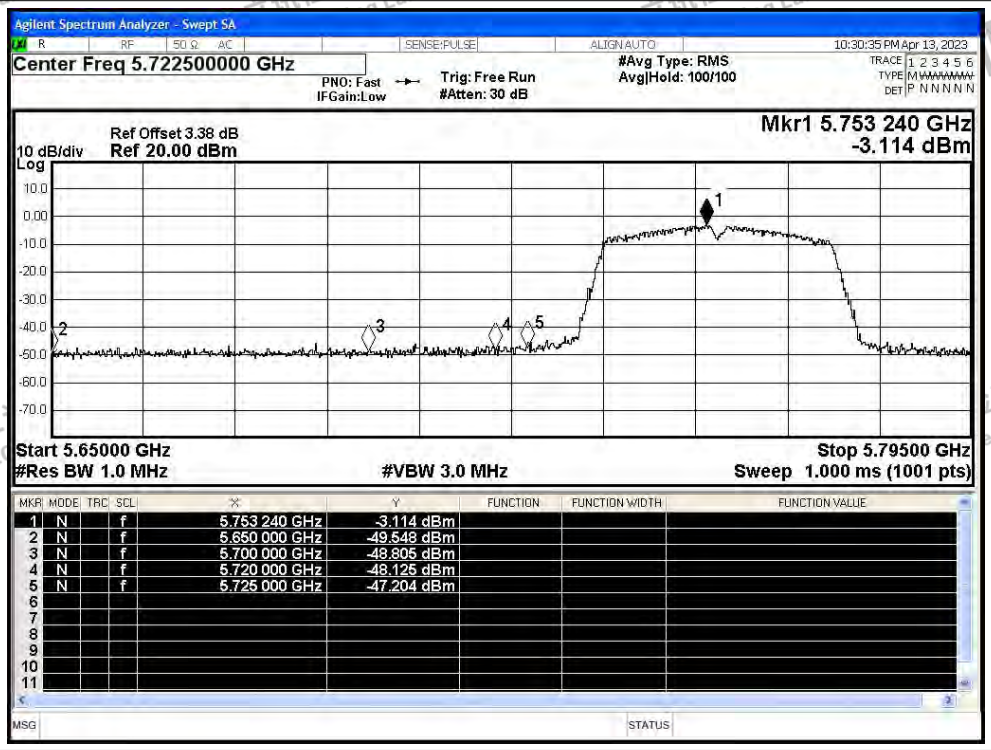


Restrict Band NVNT ac40 5755MHz Ant1 Average

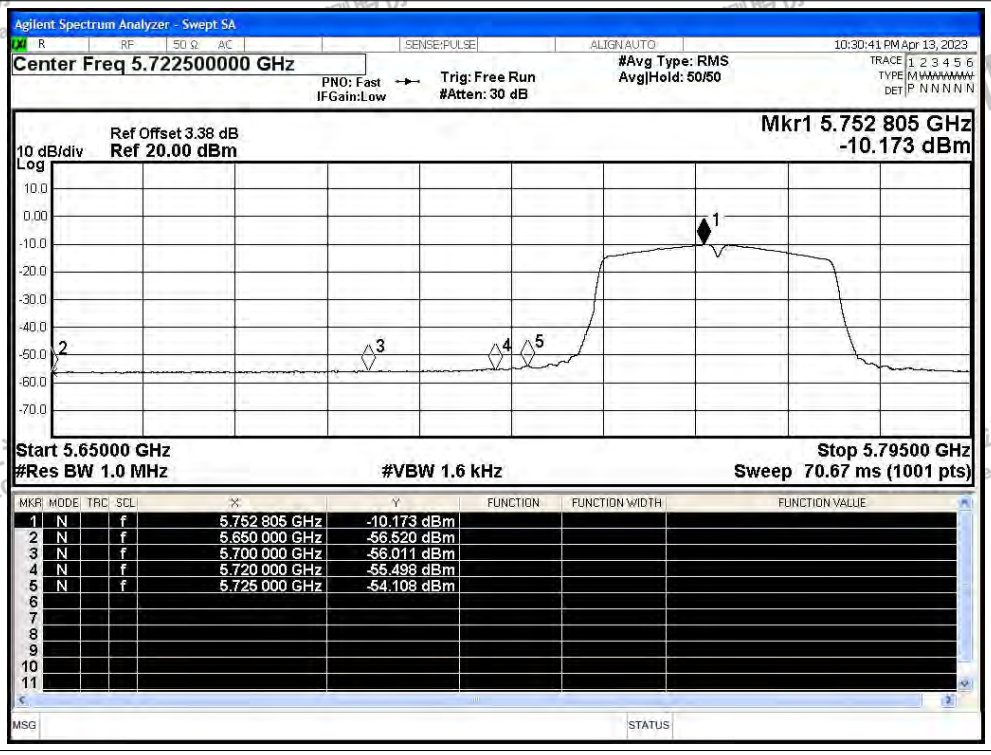

Restrict Band NVNT ac40 5795MHz Ant1 Peak

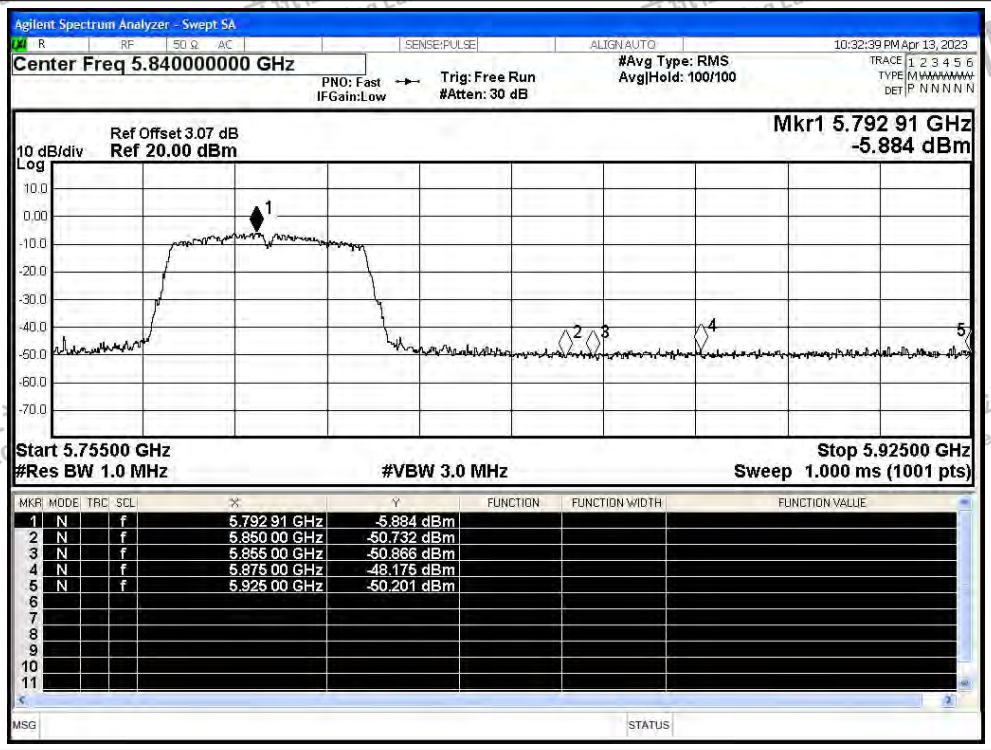


Restrict Band NVNT ac40 5795MHz Ant1 Average

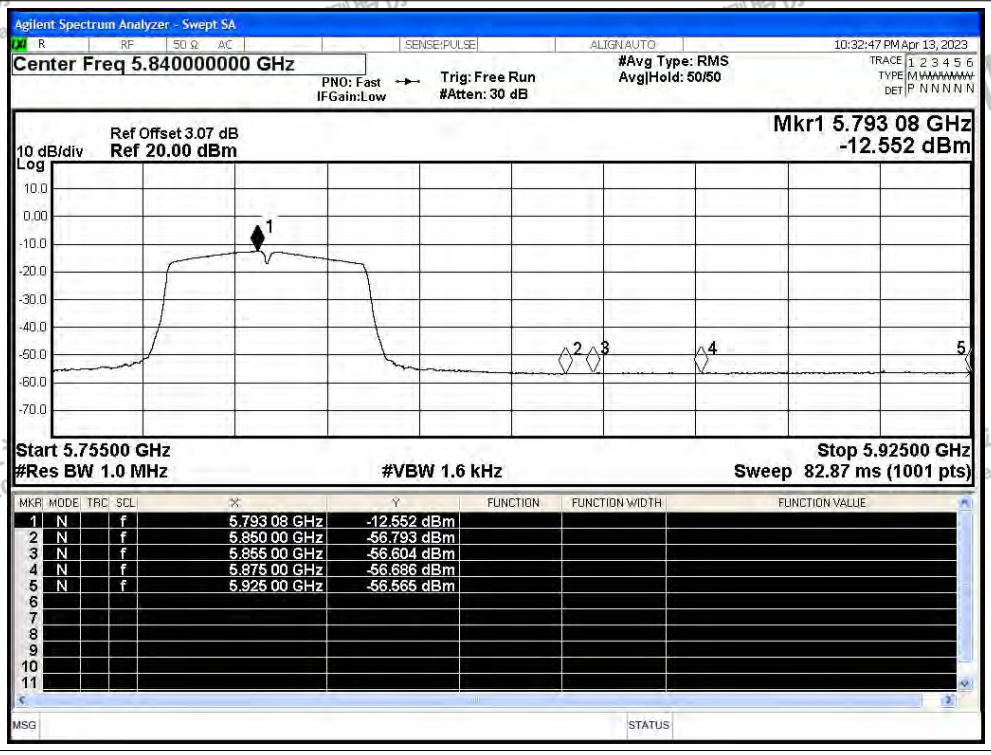

Restrict Band NVNT ac80 5775MHz Ant1 Peak

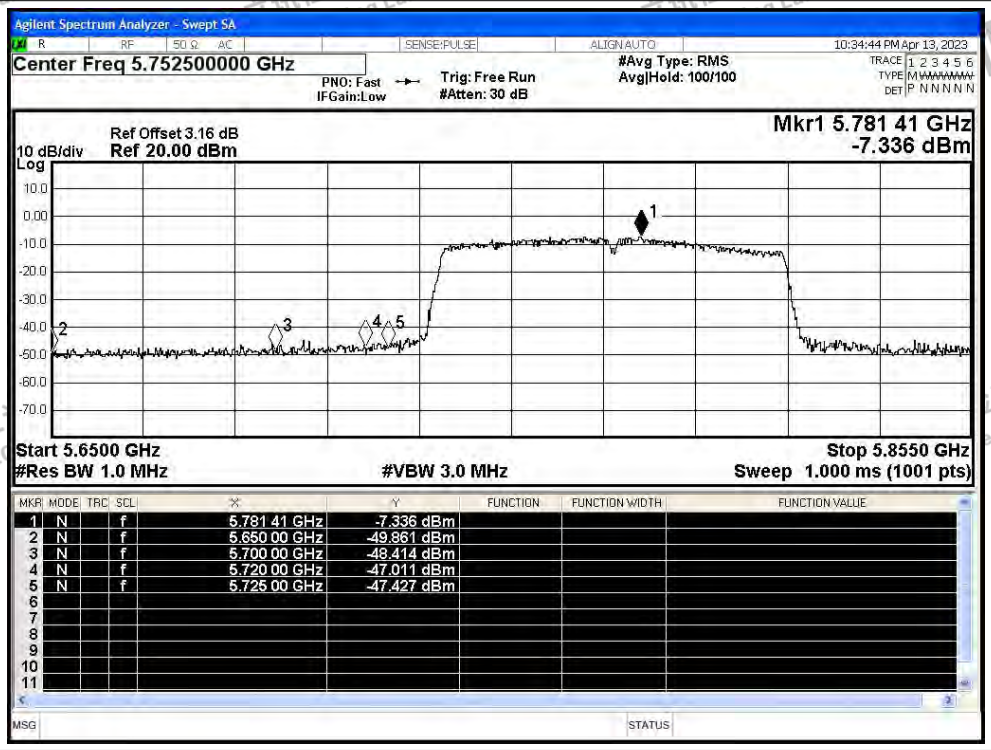


Restrict Band NVNT ac80 5775MHz Ant1 Average

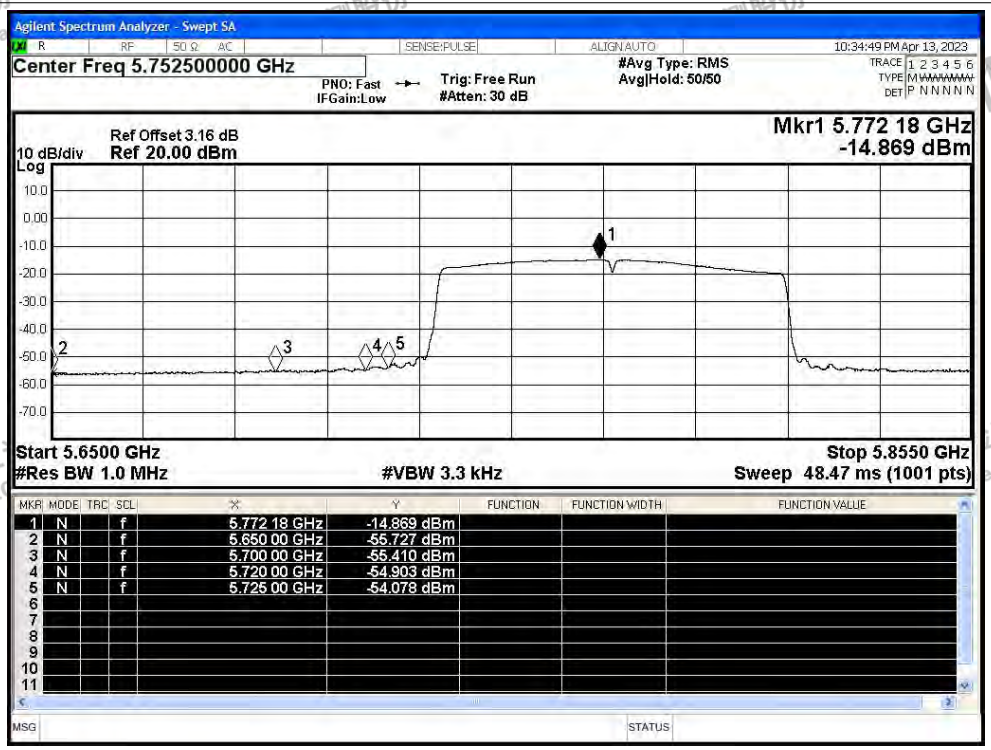

Restrict Band NVNT ac80 5775MHz Ant1 Peak

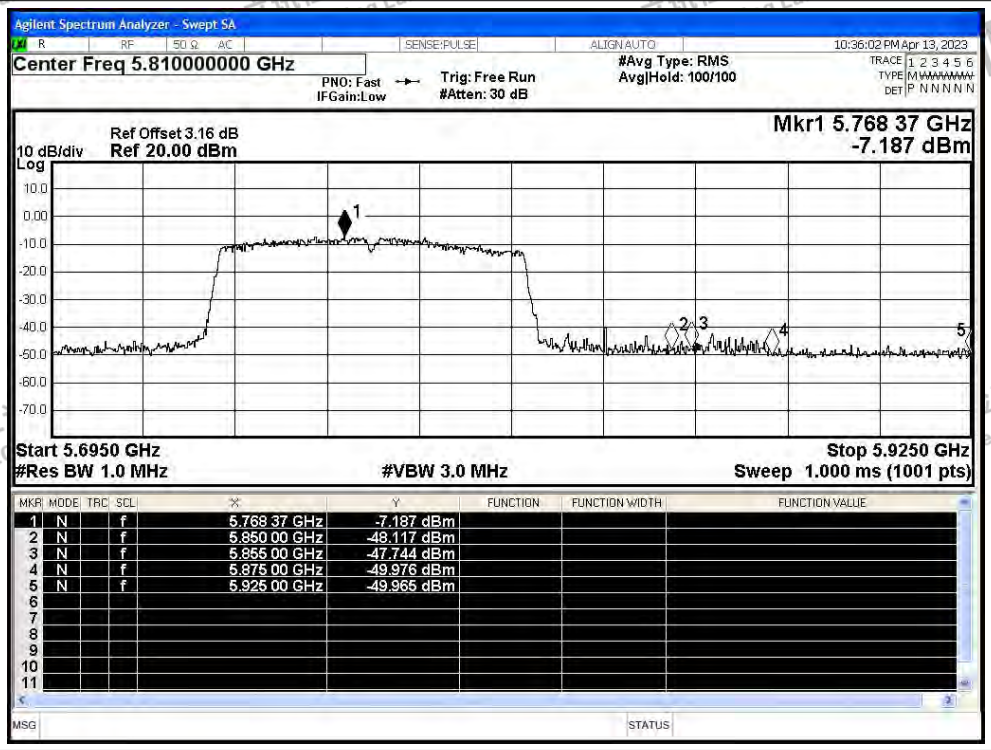


Restrict Band NVNT ac80 5775MHz Ant1 Average

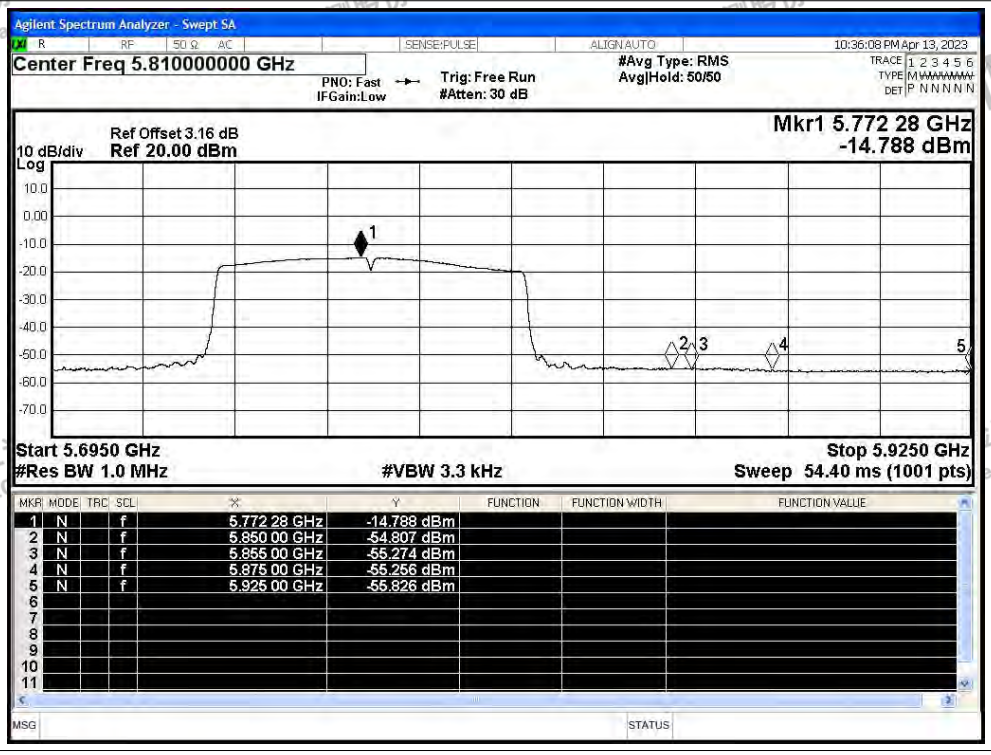

# E.5 Frequency Stability

| Condition | Mode | Frequency (MHz) | Antenna | Measured Frequency (MHz) | Frequency Error (Hz) | Deviation (ppm) | Limit (ppm) | Verdict |
|---|---|---|---|---|---|---|---|---|
| NVNT | n40 | 5755 | Ant1 | 5754.96 | -40000 | -6.95 | 25 | Pass |
| NVNT | n40 | 5795 | Ant1 | 5795 | 0 | 0 | 25 | Pass |
| NVNT | ac20 | 5745 | Ant1 | 5745.02 | 20000 | 3.48 | 25 | Pass |
| NVNT | ac20 | 5785 | Ant1 | 5785 | 0 | 0 | 25 | Pass |
| NVNT | ac20 | 5825 | Ant1 | 5824.98 | -20000 | -3.43 | 25 | Pass |
| NVNT | ac40 | 5755 | Ant1 | 5754.96 | -40000 | -6.95 | 25 | Pass |
| NVNT | ac40 | 5795 | Ant1 | 5795 | 0 | 0 | 25 | Pass |
| NVNT | ac80 | 5775 | Ant1 | 5775 | 0 | 0 | 25 | Pass |

Test Graphs

Freq. Stability NVNT n40 5755MHz Ant1

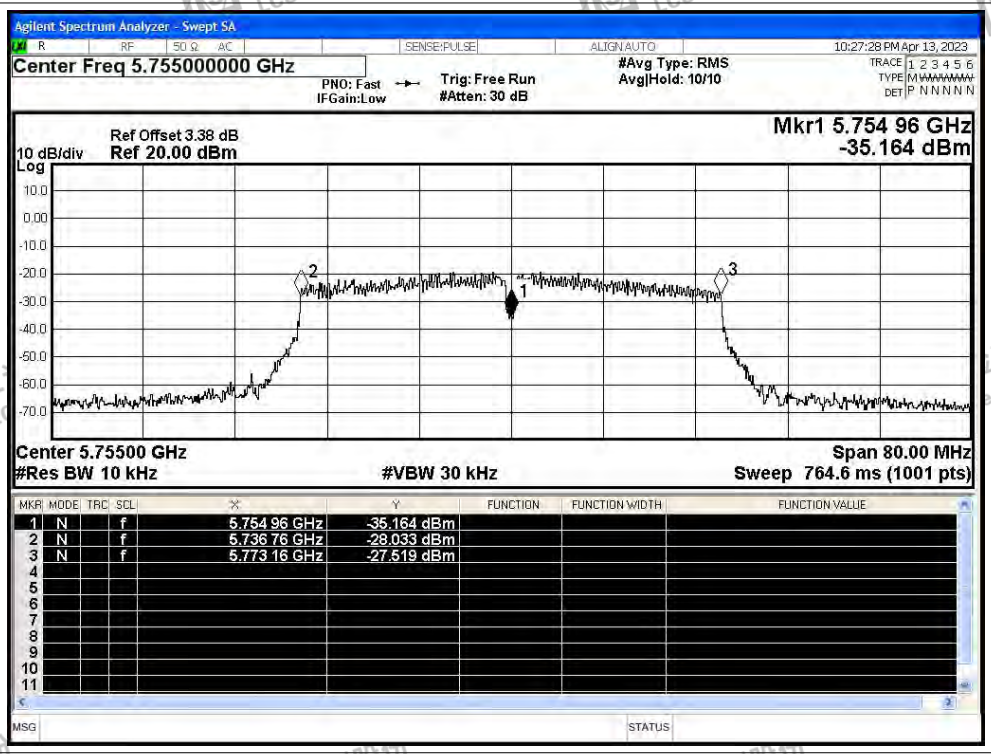


Freq. Stability NVNT n40 5795MHz Ant1

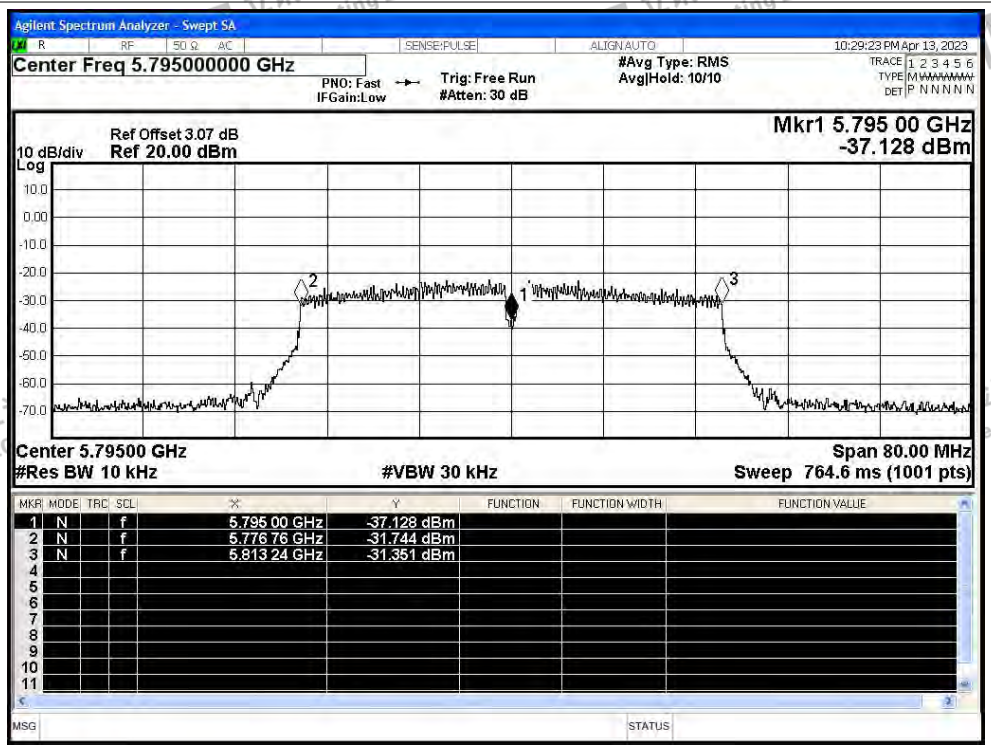

Freq. Stability NVNT ac20 5745MHz Ant1

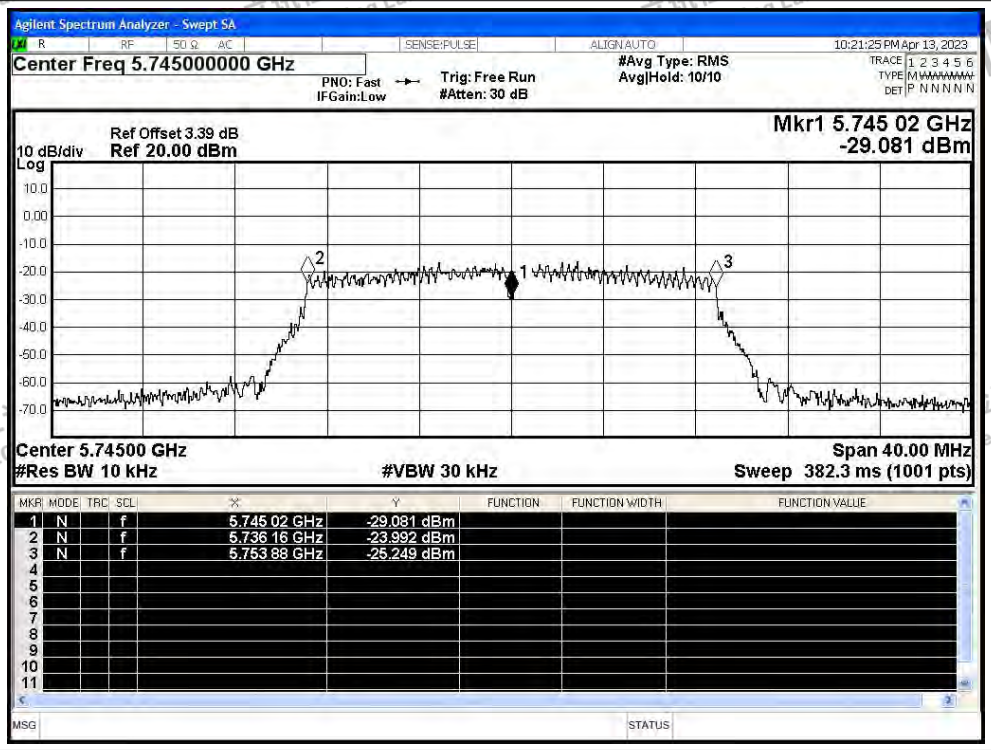


Freq. Stability NVNT ac20 5785MHz Ant1

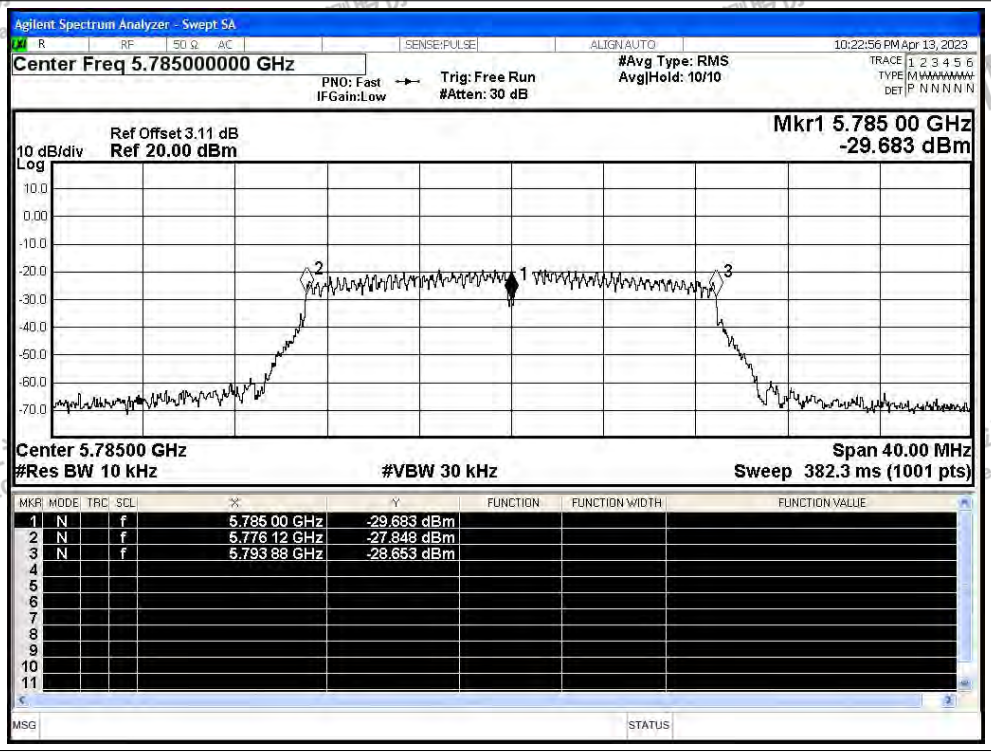

Freq. Stability NVNT ac20 5825MHz Ant1

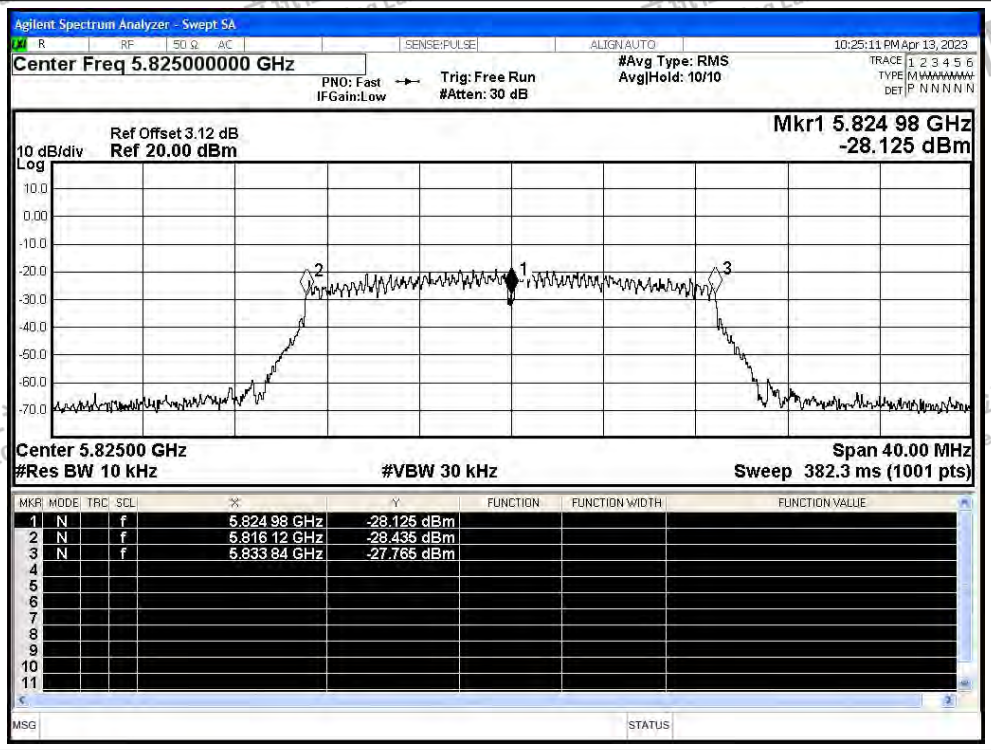


Freq. Stability NVNT ac40 5755MHz Ant1

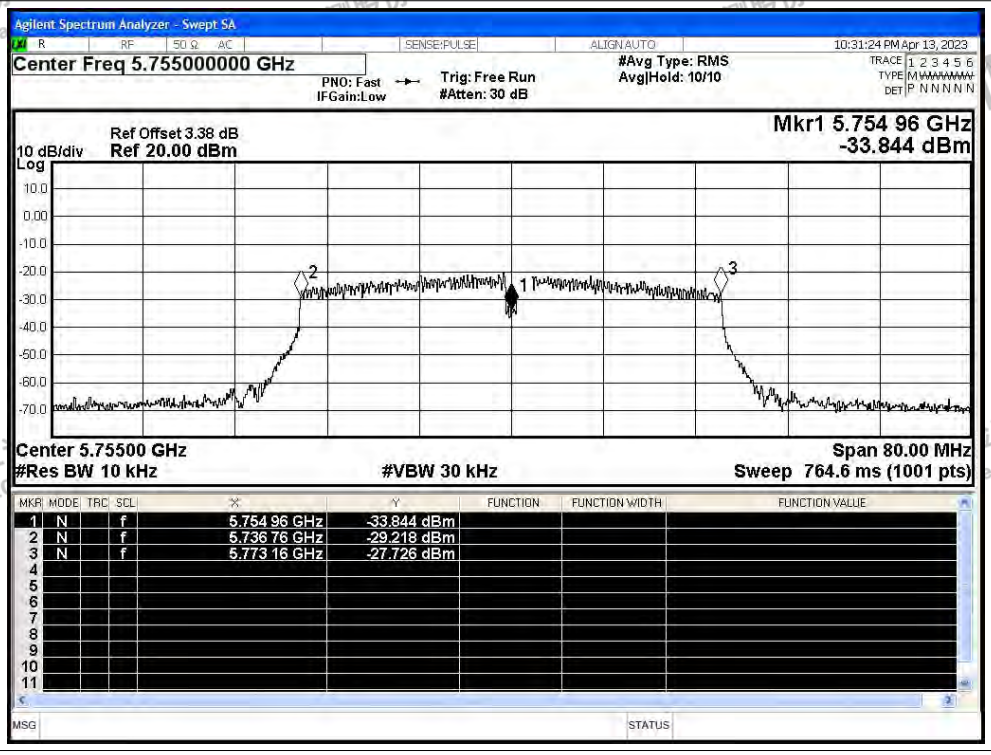

Freq. Stability NVNT ac40 5795MHz Ant1

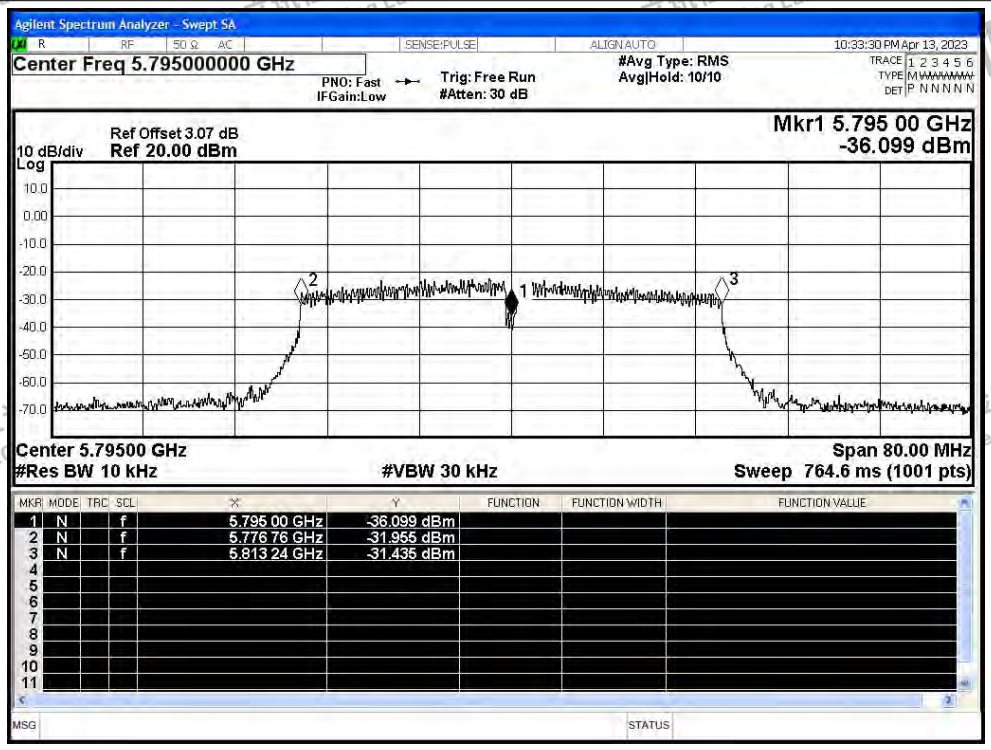


Freq. Stability NVNT ac80 5775MHz Ant1

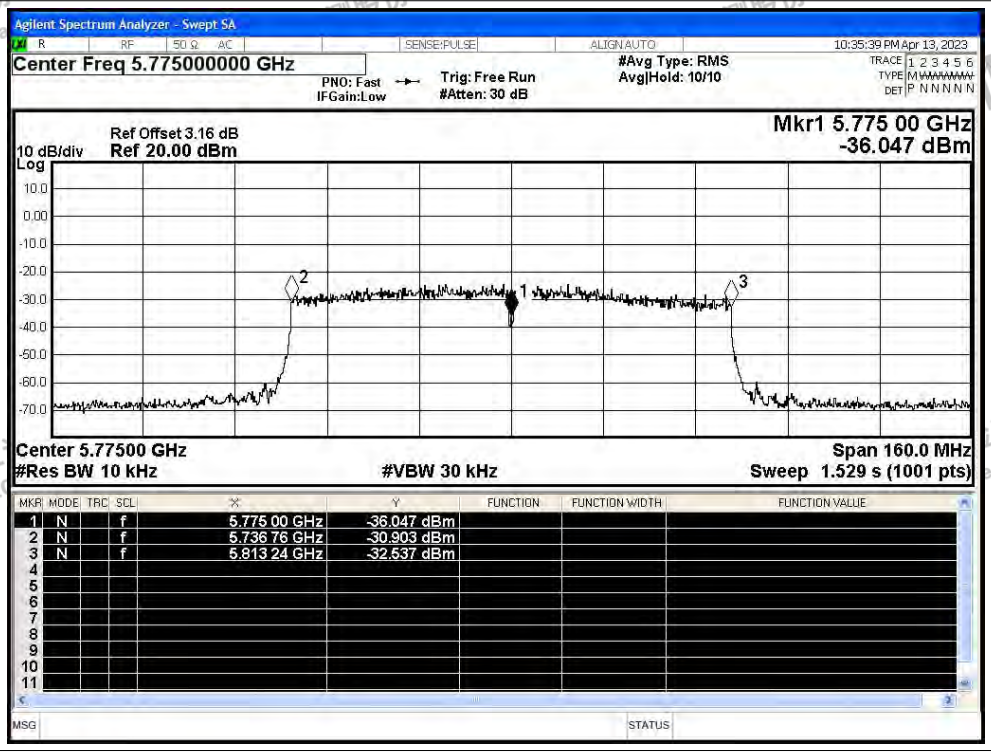

## E.6 Duty Cycle

| Condition | Mode | Frequency (MHz) | Antenna | Duty Cycle (%) | Correction Factor (dB) | 1/T (kHz) |
|---|---|---|---|---|---|---|
| NVNT | a | 5745 | Ant1 | 96.94 | 0.13 | 0.72 |
| NVNT | a | 5785 | Ant1 | 96.87 | 0.14 | 0.72 |
| NVNT | a | 5825 | Ant1 | 96.87 | 0.14 | 0.72 |
| NVNT | n20 | 5745 | Ant1 | 96.65 | 0.15 | 0.77 |
| NVNT | n20 | 5785 | Ant1 | 96.73 | 0.14 | 0.77 |
| NVNT | n20 | 5825 | Ant1 | 96.73 | 0.14 | 0.77 |
| NVNT | n40 | 5755 | Ant1 | 93.79 | 0.28 | 1.54 |
| NVNT | n40 | 5795 | Ant1 | 93.64 | 0.29 | 1.54 |
| NVNT | ac20 | 5745 | Ant1 | 96.68 | 0.15 | 0.76 |
| NVNT | ac20 | 5785 | Ant1 | 96.76 | 0.14 | 0.76 |
| NVNT | ac20 | 5825 | Ant1 | 96.68 | 0.15 | 0.76 |
| NVNT | ac40 | 5755 | Ant1 | 93.68 | 0.28 | 1.53 |
| NVNT | ac40 | 5795 | Ant1 | 93.68 | 0.28 | 1.53 |
| NVNT | ac80 | 5775 | Ant1 | 88.04 | 0.55 | 3.09 |

Test Graphs

Duty Cycle NVNT a 5745MHz Ant1

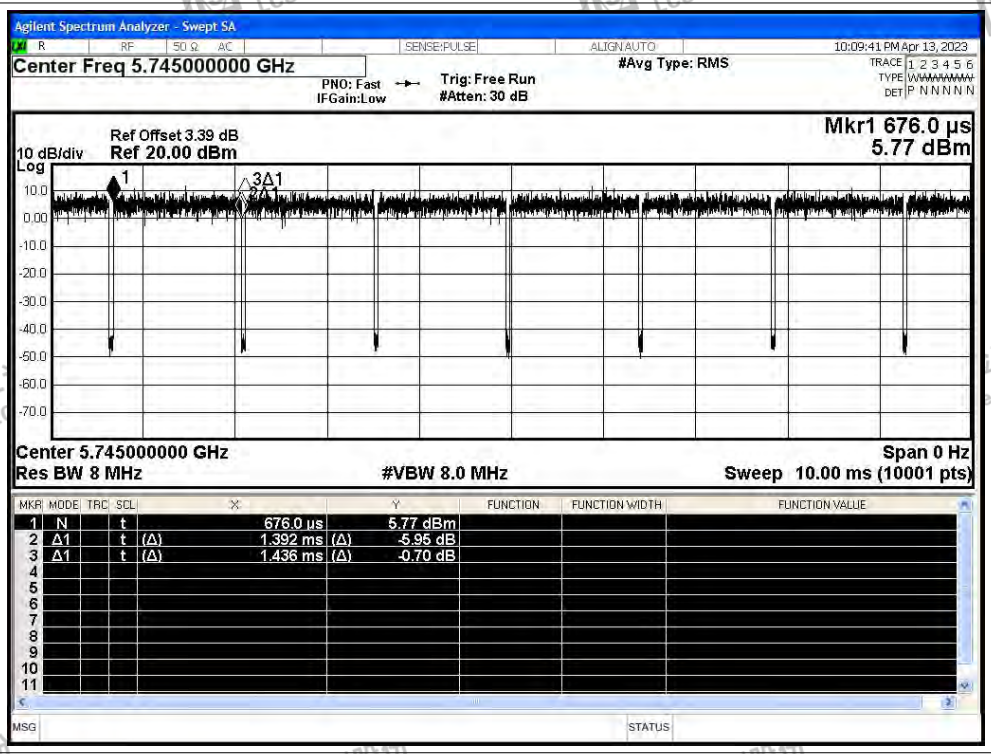


Duty Cycle NVNT a 5785MHz Ant1

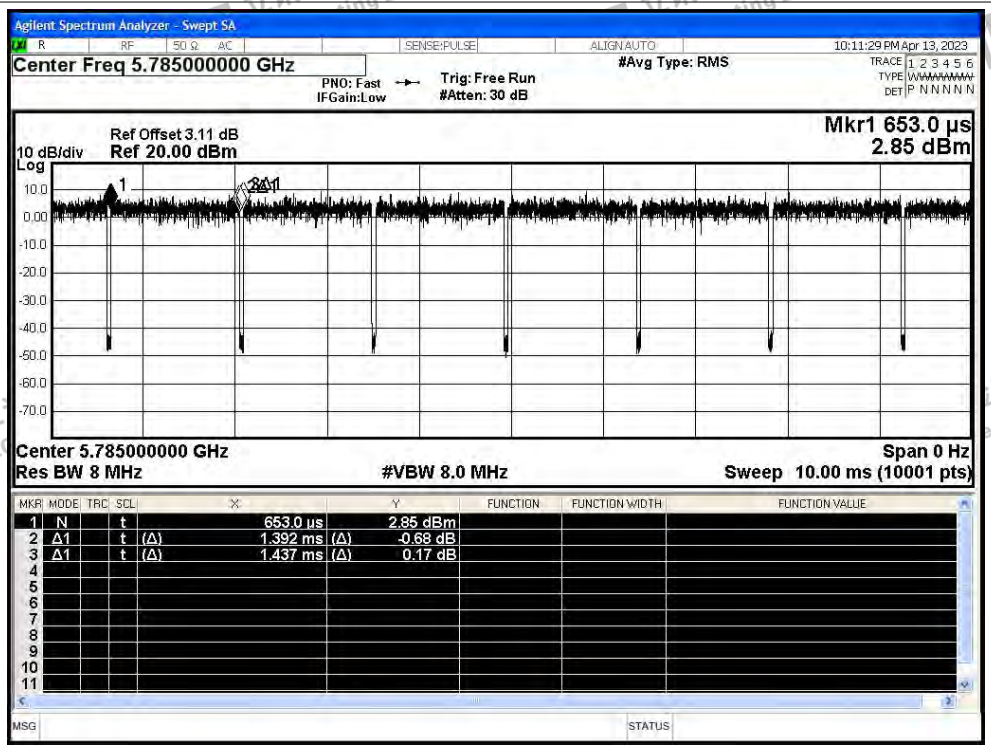

Duty Cycle NVNT a 5825MHz Ant1

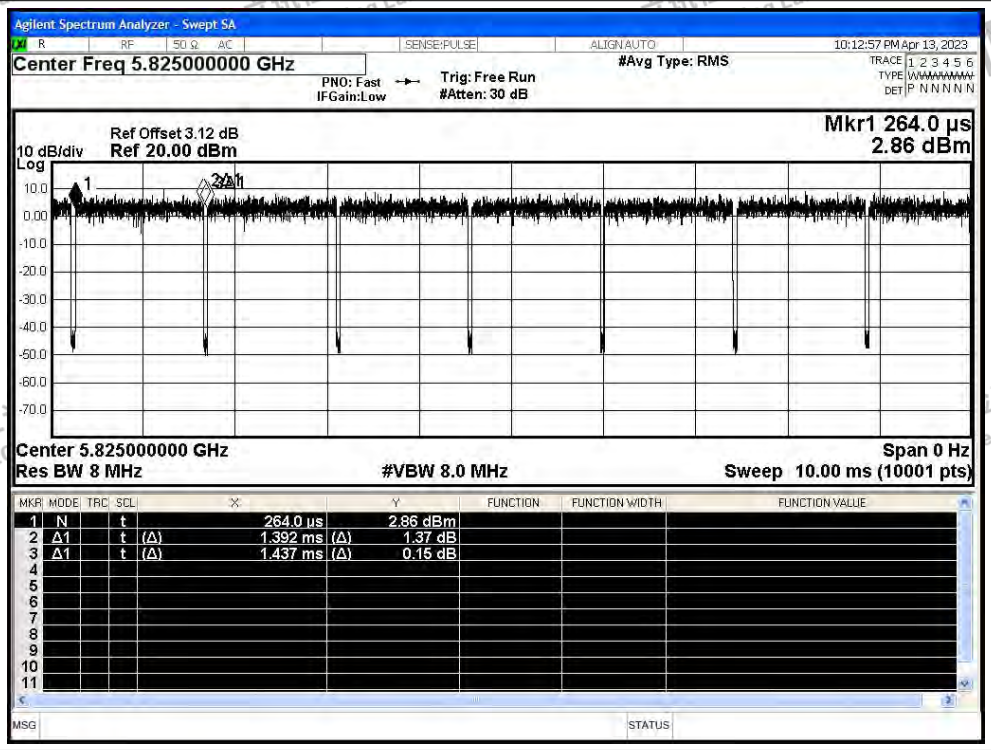


Duty Cycle NVNT n20 5745MHz Ant1

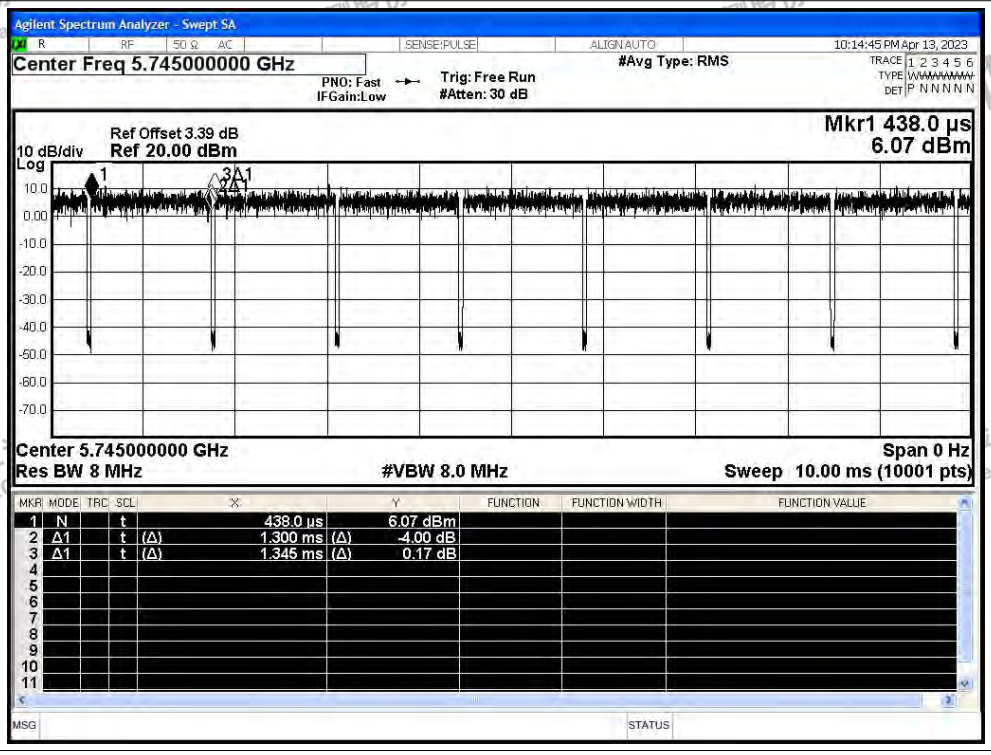

Duty Cycle NVNT n20 5785MHz Ant1

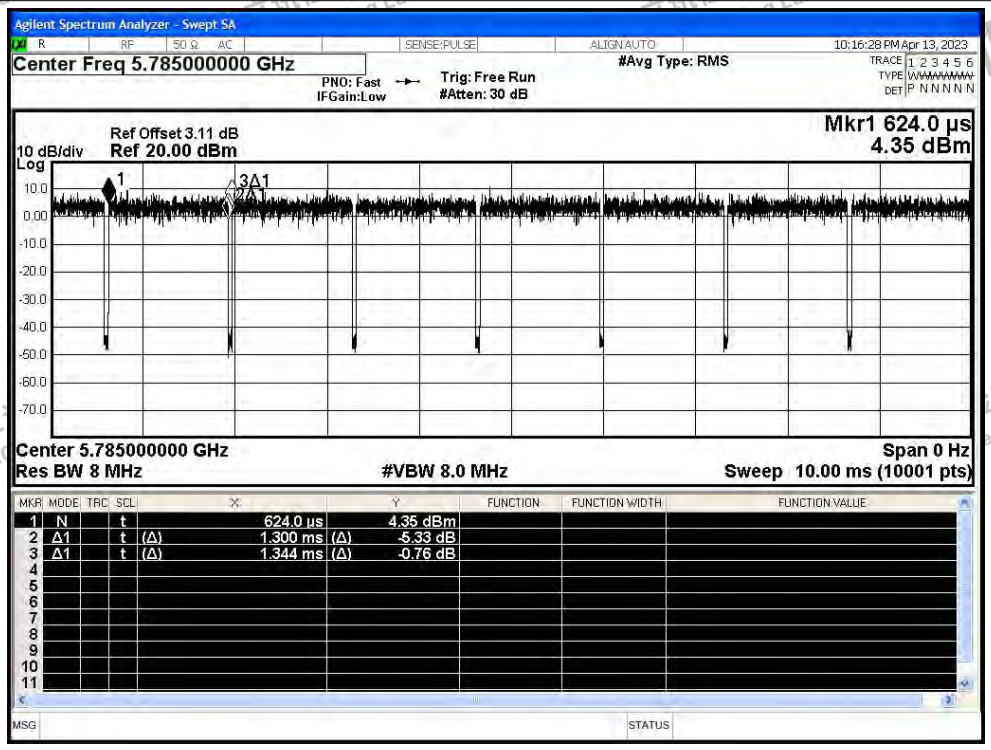


Duty Cycle NVNT n20 5825MHz Ant1

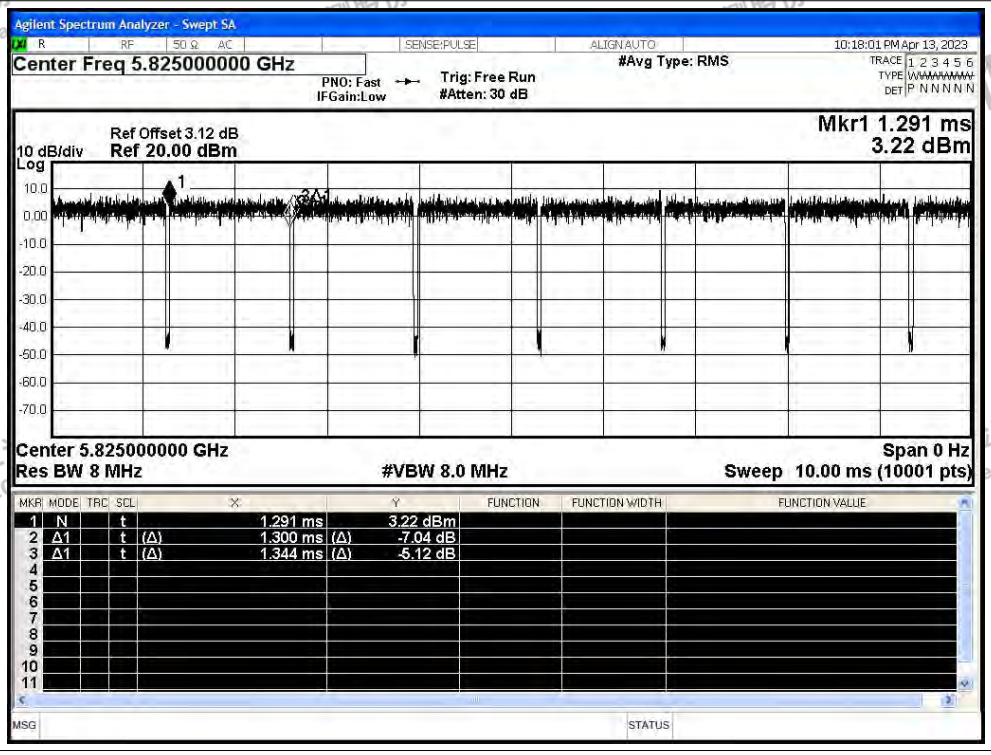

Duty Cycle NVNT n40 5755MHz Ant1

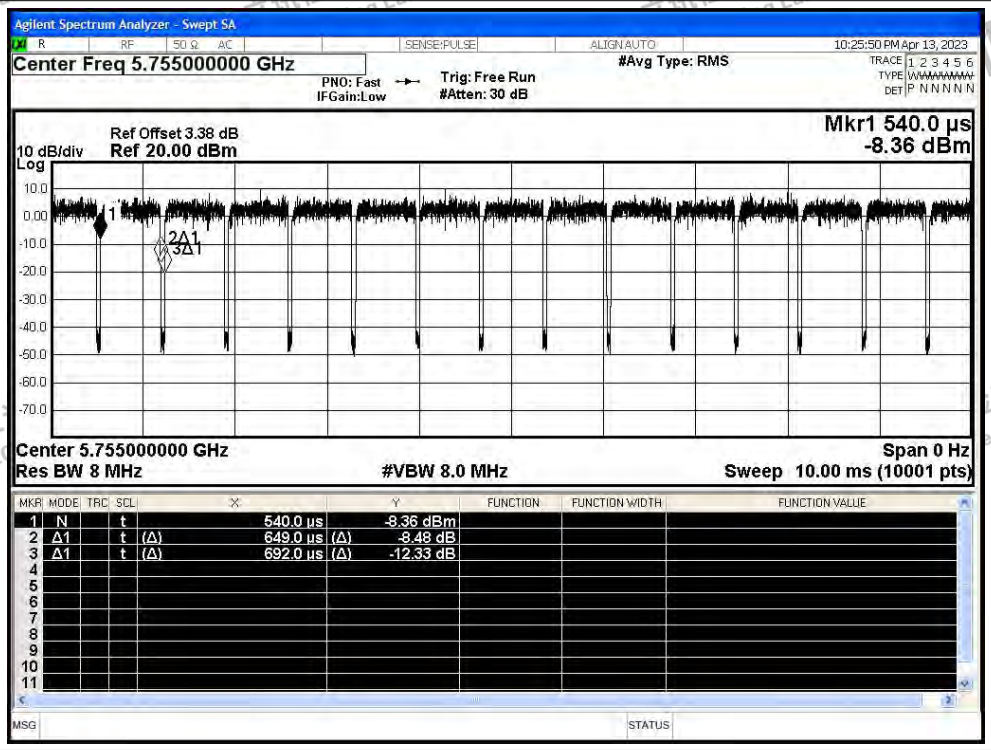


Duty Cycle NVNT n40 5795MHz Ant1

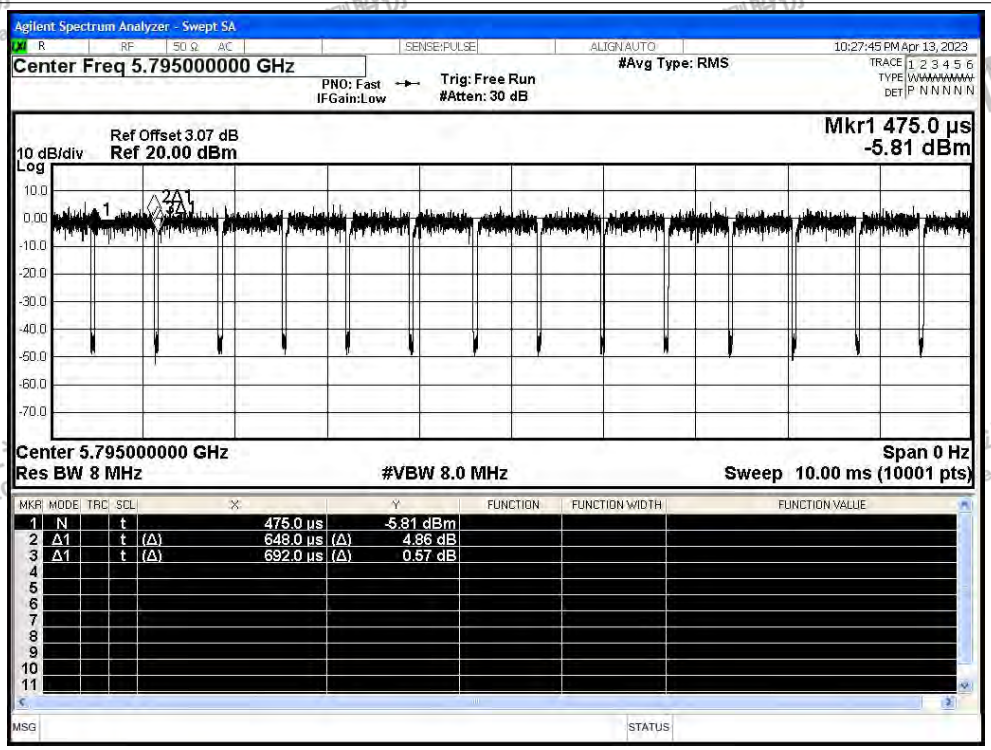

Duty Cycle NVNT ac20 5745MHz Ant1

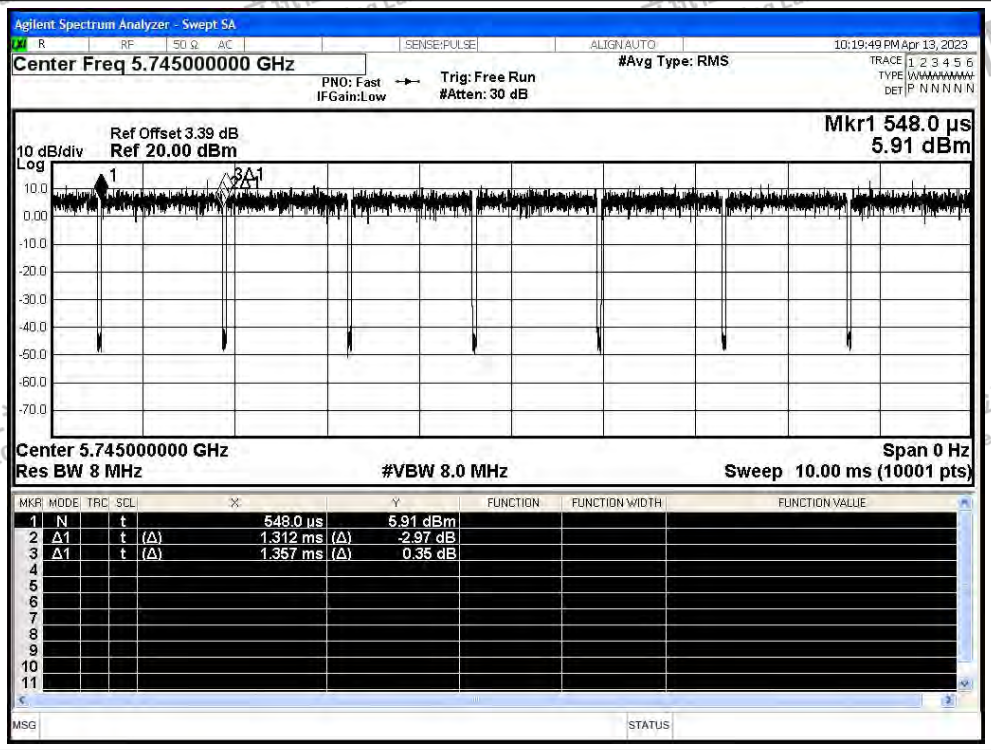


Duty Cycle NVNT ac20 5785MHz Ant1

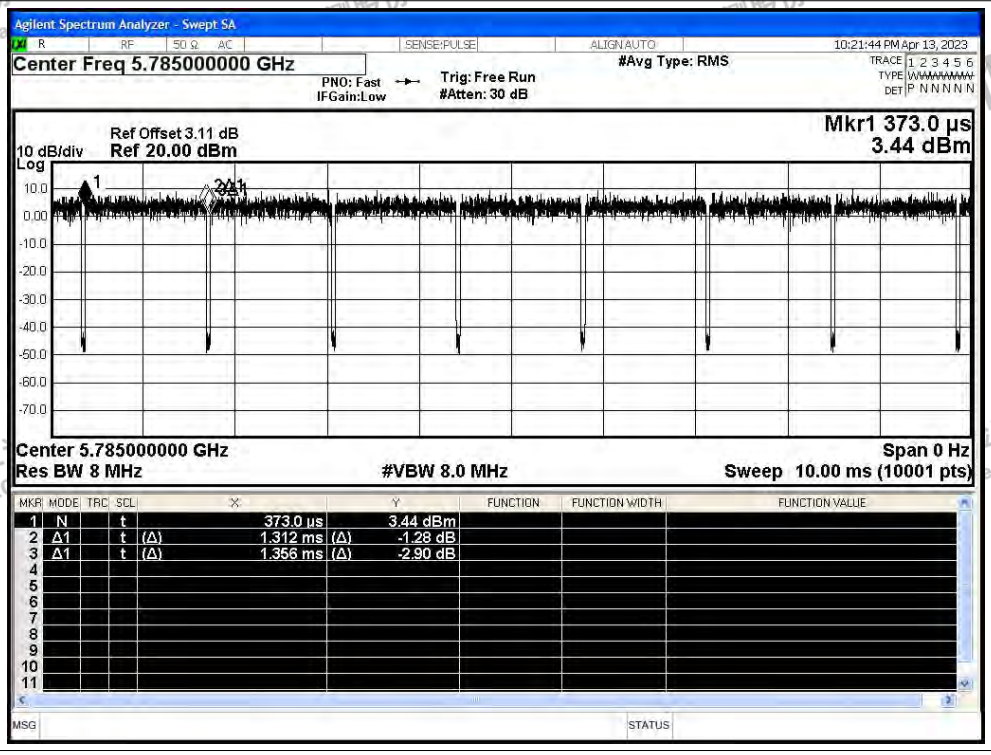

Duty Cycle NVNT ac20 5825MHz Ant1

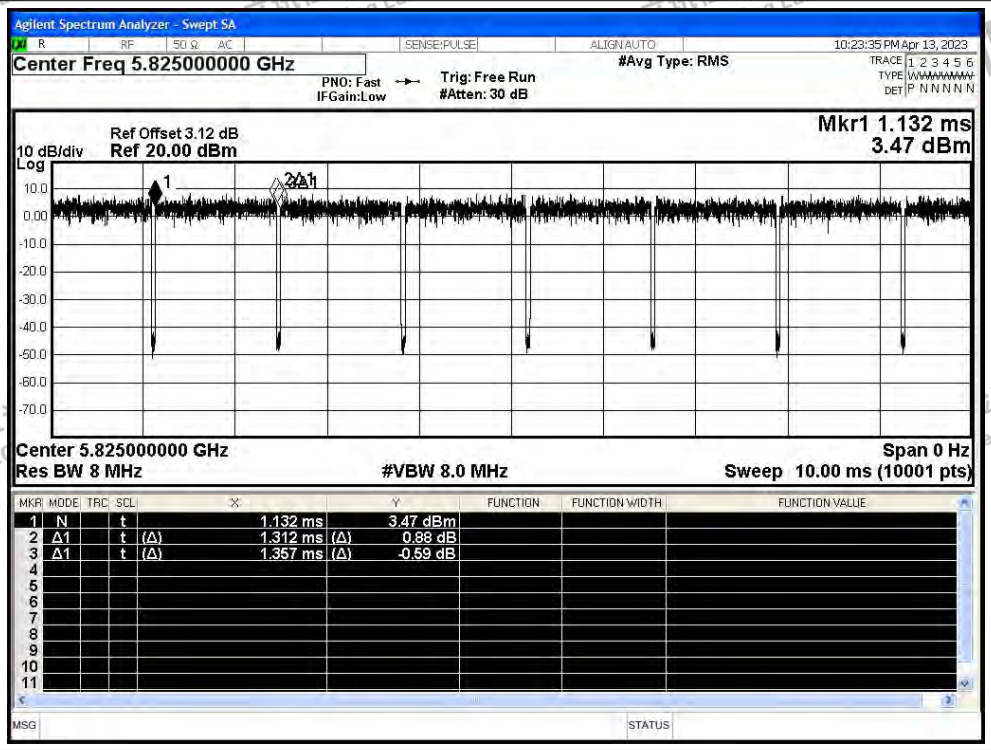


Duty Cycle NVNT ac40 5755MHz Ant1

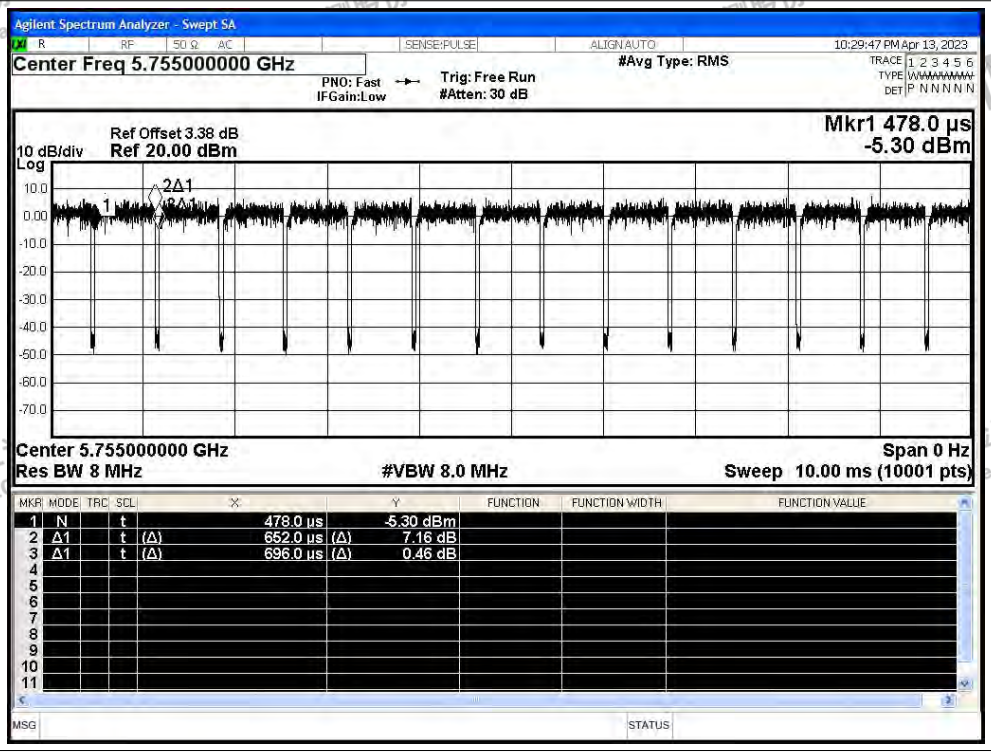

Duty Cycle NVNT ac40 5795MHz Ant1

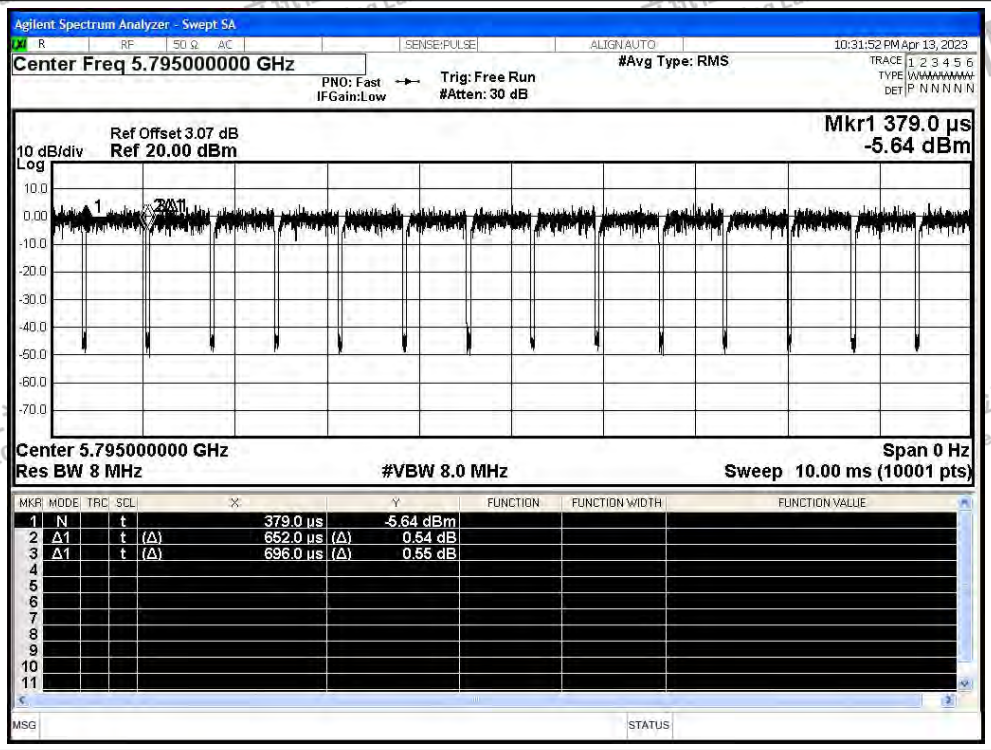

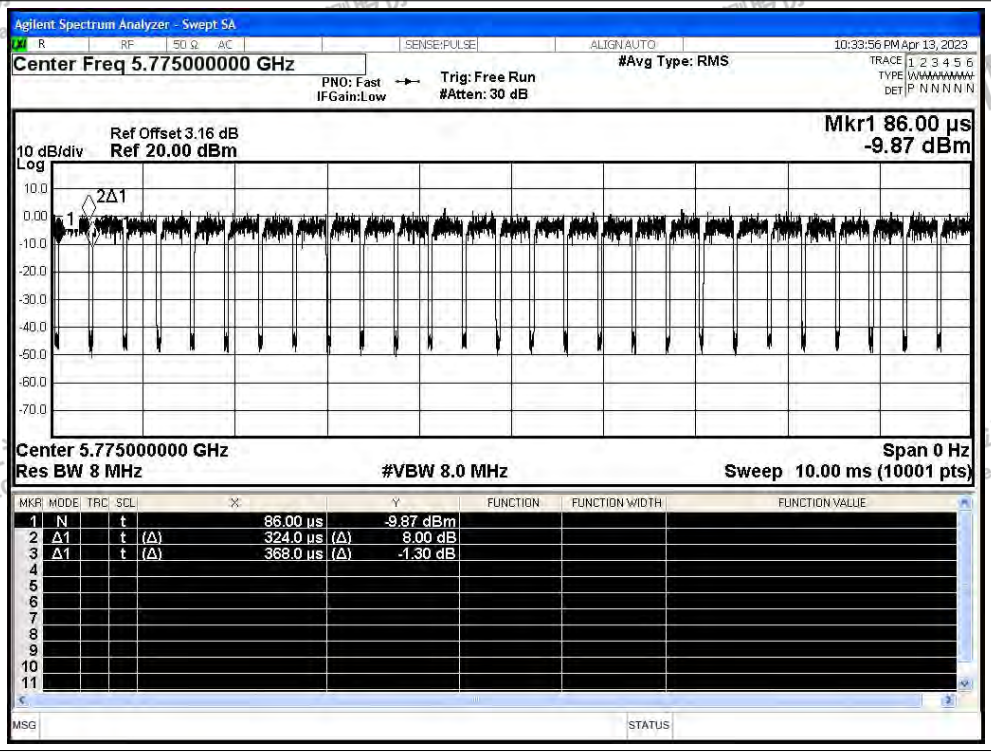
Duty Cycle NVNT ac80 5775MHz Ant1