Ai-WB2-12F Specification

Version V1.1.3

Copyright © 2022

Copyright © 2022 Shenzhen Ai-Thinker Technology Co., Ltd All Rights Reserved

1. Antenna parameters

1.1. Antenna Test Prototype Schematic



Schematic diagram of antenna test prototype

Copyright © 2022 Shenzhen Ai-Thinker Technology Co., Ltd All Rights Reserved

1.2. Antenna S parameters

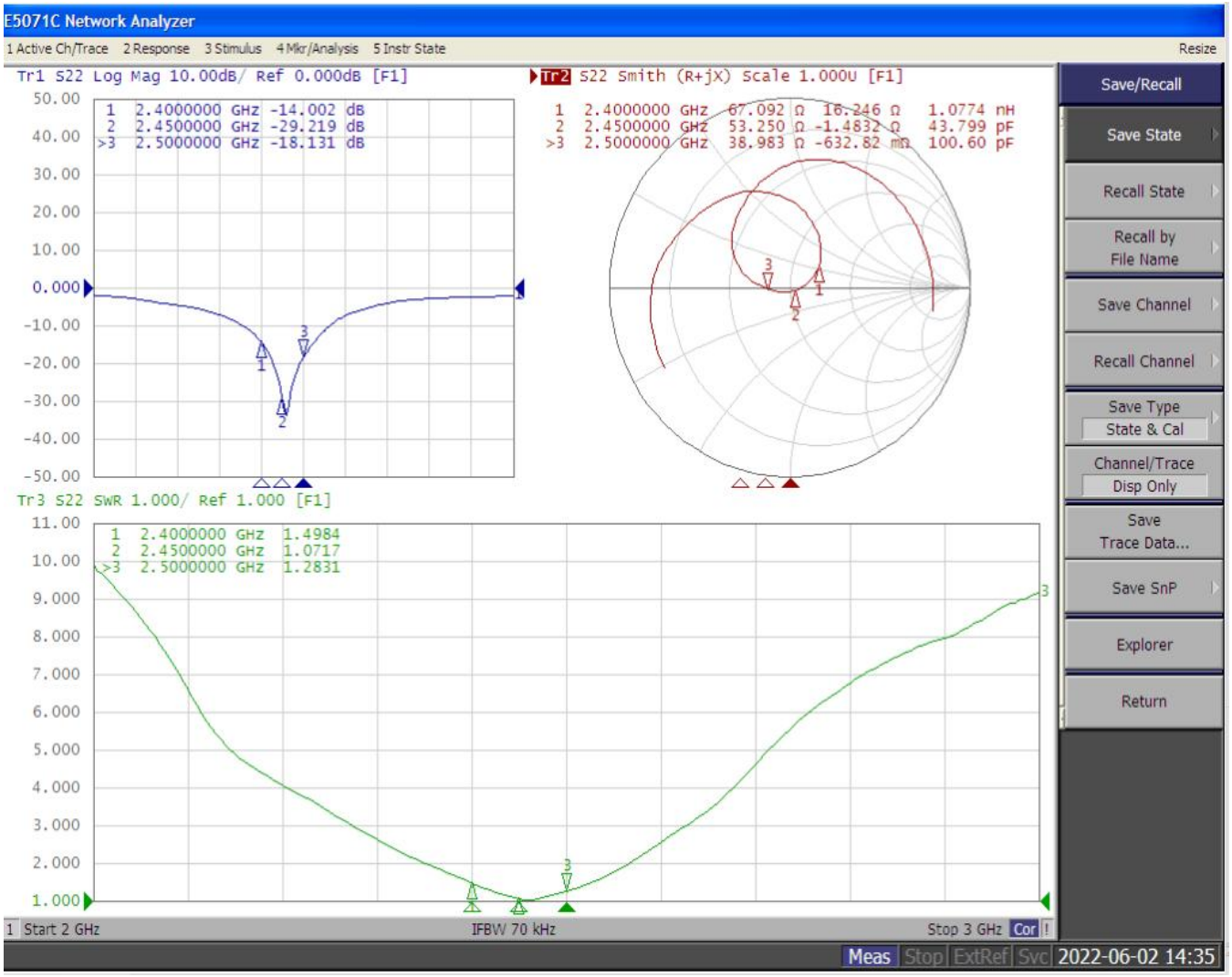

Antenna S parameters

1.3. Antenna Gain and Efficiency

Antenna Gain and Efficiency

Frequency ID	1	2	3	4	5	6	7	8	9	10	11
Frequency(MHz)	2400	2410	2420	2430	2440	2450	2460	2470	2480	2490	2500
Gain (dBi)	2.46	2.41	2.03	1.88	1.46	1.73	1.79	1.76	1.66	1.22	1.07
Efficiency (%)	61.00	62.04	60.03	62.22	58.96	64.17	63.83	62.07	60.04	54.27	52.93

Copyright © 2022 Shenzhen Ai-Thinker Technology Co., Ltd All Rights Reserved

1.4. Antenna pattern

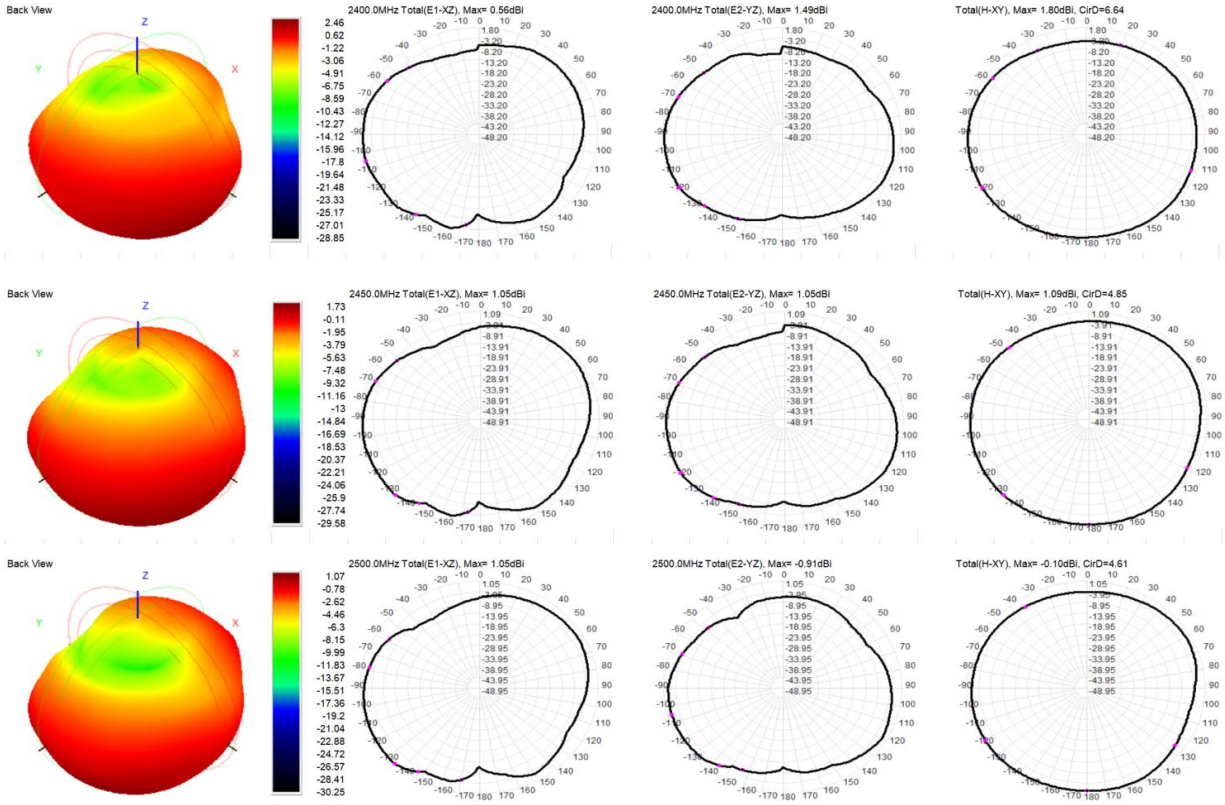

Antenna pattern

Copyright © 2022 Shenzhen Ai-Thinker Technology Co., Ltd All Rights Reserved

1.5. RF OTA data

Test items	model	rate(Mbps)	channel	frequency(MHz)	measured value (dBm)
TRP	11b	11	1	2412	17.26
			6	2437	17.27
			13	2472	16.78
	11g	54	1	2412	15.14
			6	2437	15.03
			13	2472	14.5
	HT20	MCS7	1	2412	15.06
			6	2437	15.01
			13	2472	14.48
TIS	11b	11	1	2412	-86.78
			6	2437	-86.65
			13	2472	-87.41
	11g	54	1	2412	-73.33
			6	2437	-73.02
			13	2472	-72.8
	HT20	MCS7	1	2412	-68.43
			6	2437	-68.81
			13	2472	-67.57

Copyright © 2022 Shenzhen Ai-Thinker Technology Co., Ltd All Rights Reserved

2. Antenna Dimensions

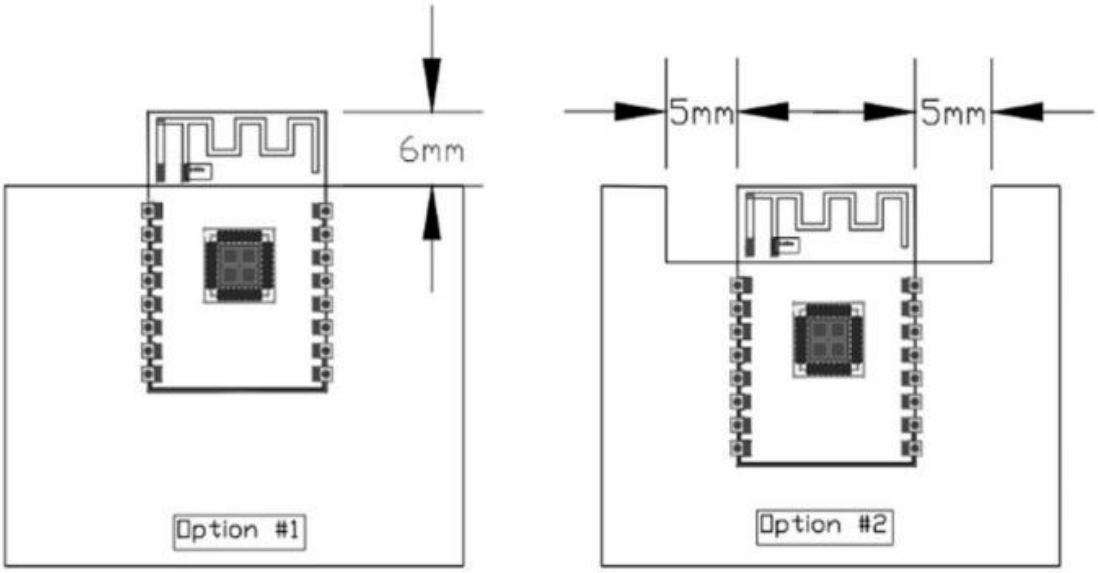

Copyright © 2022 Shenzhen Ai-Thinker Technology Co., Ltd All Rights Reserved