ANNEX A. PHOTOGRAPH OF THE TEST

0mm body Horizontal-Down Side Setup Photo – Test Position 1



0mm body Horizontal-Up Side Setup Photo – Test Position 2

0mm body Vertical-Front Side Setup Photo – Test Position 3



0mm body Vertical- Back Side Setup Photo – Test Position 4



ANNEX C. EUT PHOTOGRAPHS



Fig.1



Fig.2