6.Conducted Spurious Emission

6.1.Test Result

TestMode	Antenna	Channel	FreqRange [Mhz]	RefLevel [dBm]	Result [dBm]	Limit [dBm]	Verdict
11B	Ant1	2412	Reference	6.23	6.23	---	PASS
			30~1000	6.23	-57.37	≤-13.77	PASS
			1000~26500	6.23	-48.7	≤-13.77	PASS
		2437	Reference	5.65	5.65	---	PASS
			30~1000	5.65	-55.5	≤-14.35	PASS
			1000~26500	5.65	-48.65	≤-14.35	PASS
		2462	Reference	5.43	5.43	---	PASS
			30~1000	5.43	-57.94	≤-14.57	PASS
			1000~26500	5.43	-48.68	≤-14.57	PASS
11G	Ant1	2412	Reference	-1.46	-1.46	---	PASS
			30~1000	-1.46	-57.13	≤-21.46	PASS
			1000~26500	-1.46	-48.03	≤-21.46	PASS
		2437	Reference	-2.80	-2.80	---	PASS
			30~1000	-2.80	-57.7	≤-22.8	PASS
			1000~26500	-2.80	-43.36	≤-22.8	PASS
		2462	Reference	-2.24	-2.24	---	PASS
			30~1000	-2.24	-57.69	≤-22.24	PASS
			1000~26500	-2.24	-48.87	≤-22.24	PASS
11N20SISO	Ant1	2412	Reference	-1.91	-1.91	---	PASS
			30~1000	-1.91	-56.65	≤-21.91	PASS
			1000~26500	-1.91	-48.06	≤-21.91	PASS
		2437	Reference	-2.28	-2.28	---	PASS
			30~1000	-2.28	-58.27	≤-22.28	PASS
			1000~26500	-2.28	-47.61	≤-22.28	PASS
		2462	Reference	-2.01	-2.01	---	PASS
			30~1000	-2.01	-57.49	≤-22.01	PASS
			1000~26500	-2.01	-48.35	≤-22.01	PASS

6.2.Test Graphs

11B_Ant1_2412_0~Reference

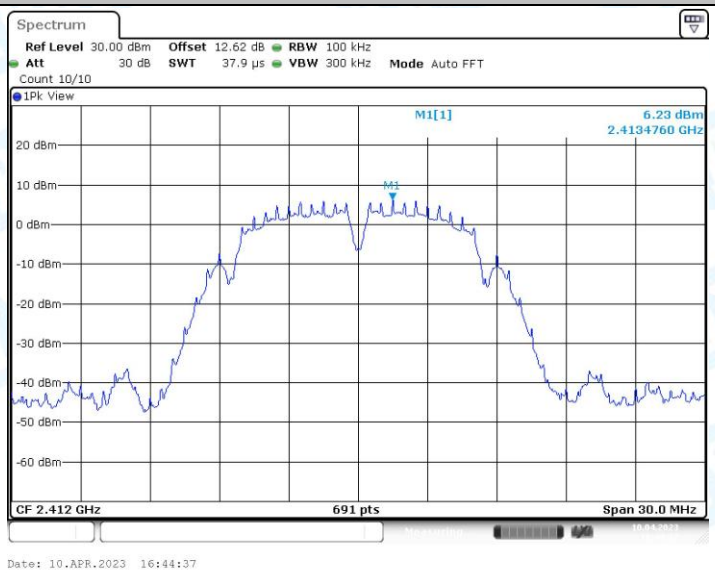

11B_Ant1_2412_30~1000

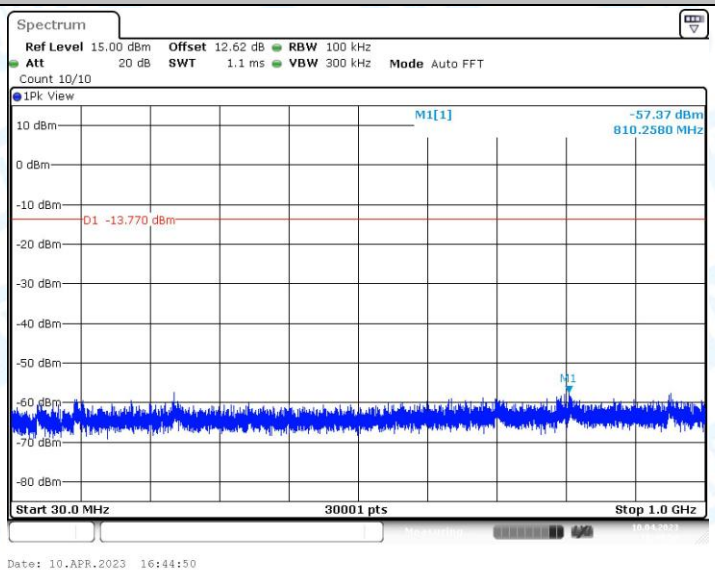

11B_Ant1_2412_1000~26500

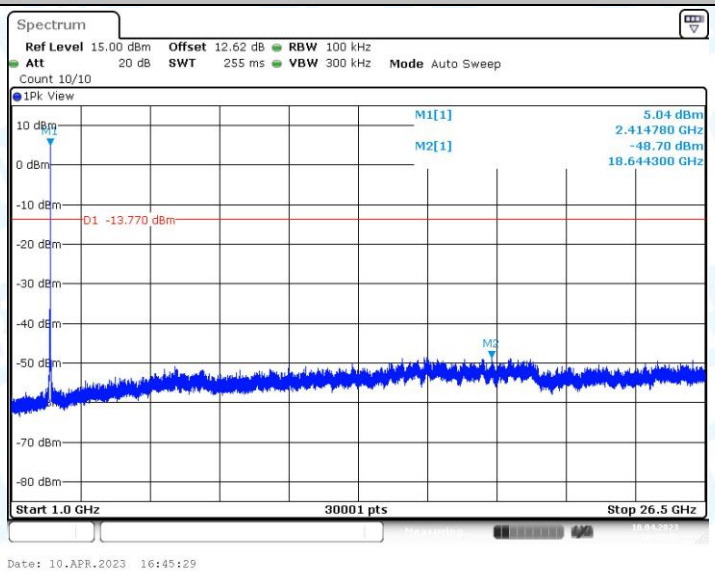

11B_Ant1_2437_0~Reference

11B_Ant1_2437_30~1000

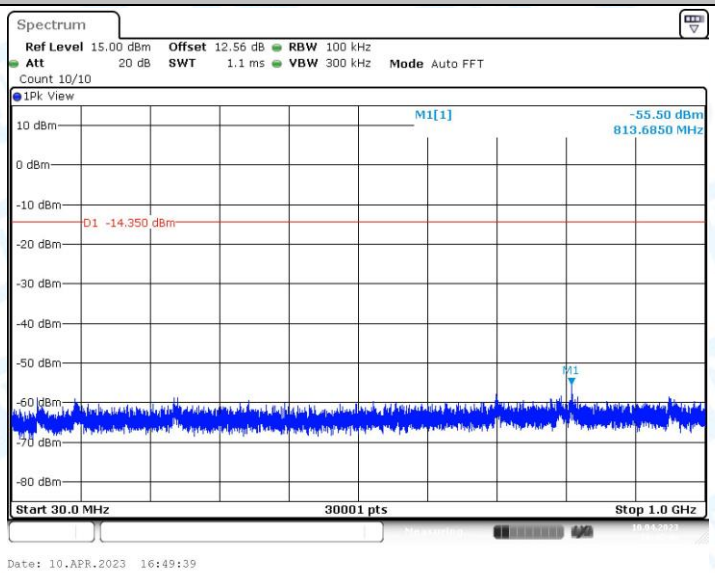

11B_Ant1_2437_1000~26500

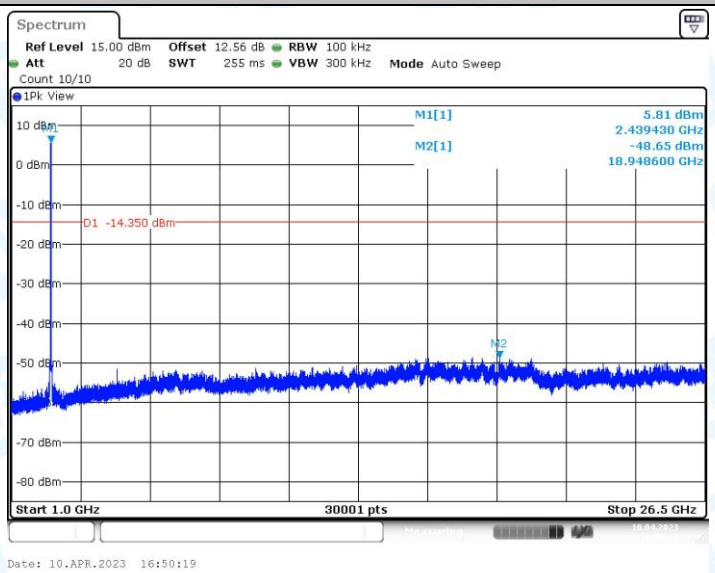

11B_Ant1_2462_0~Reference

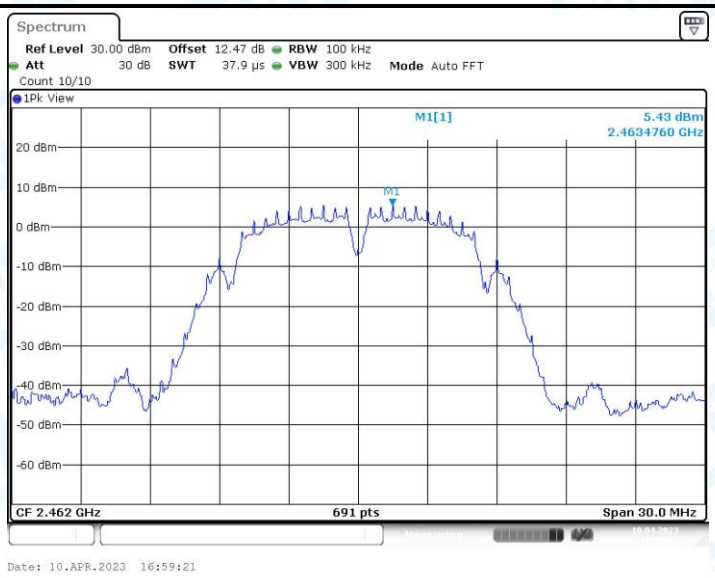

11B_Ant1_2462_30~1000

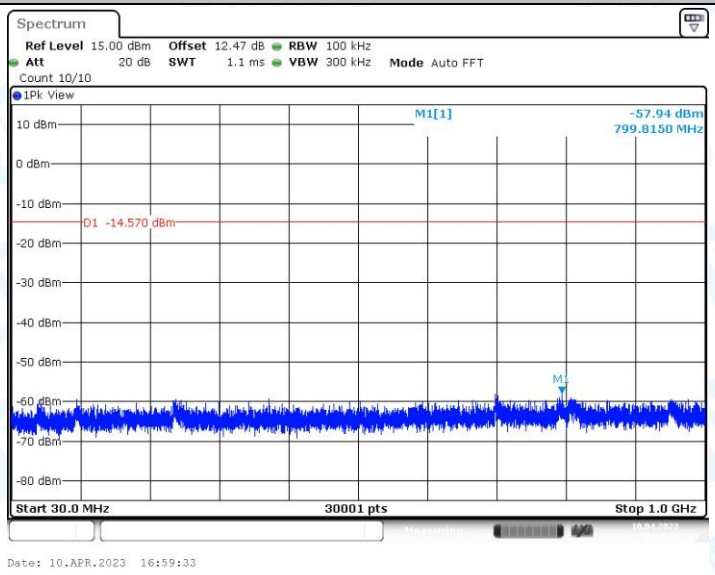

11B_Ant1_2462_1000~26500

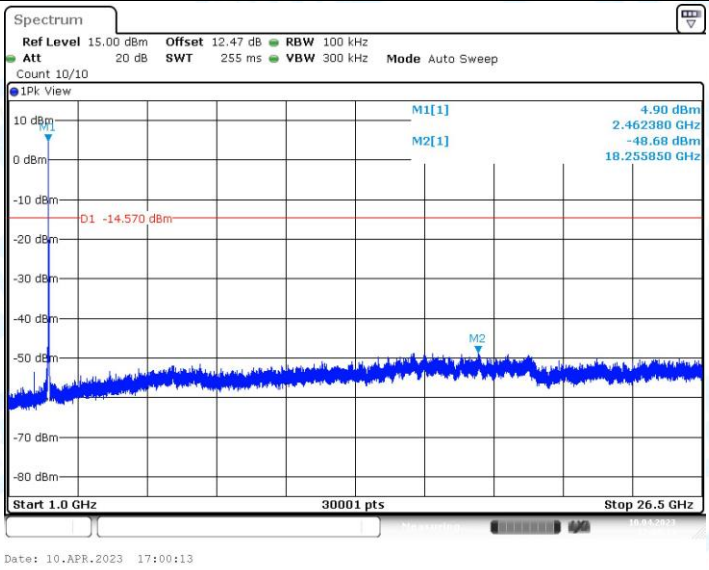

11G_Ant1_2412_0~Reference

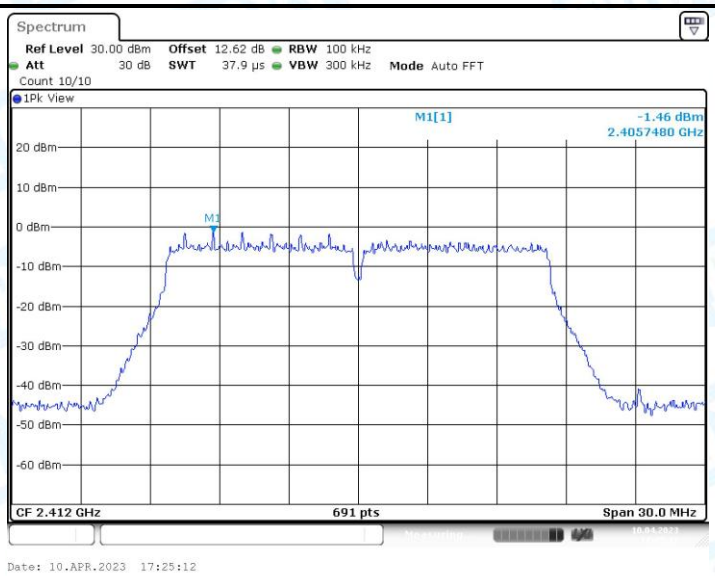

11G_Ant1_2412_30~1000

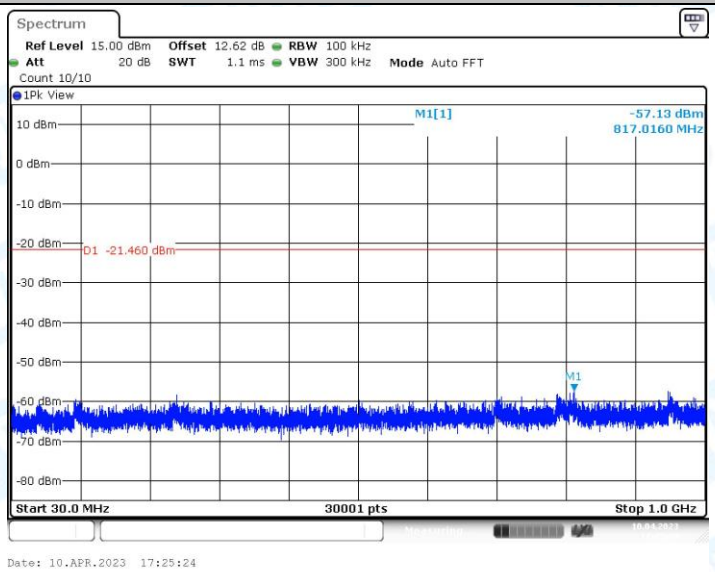

11G_Ant1_2412_1000~26500

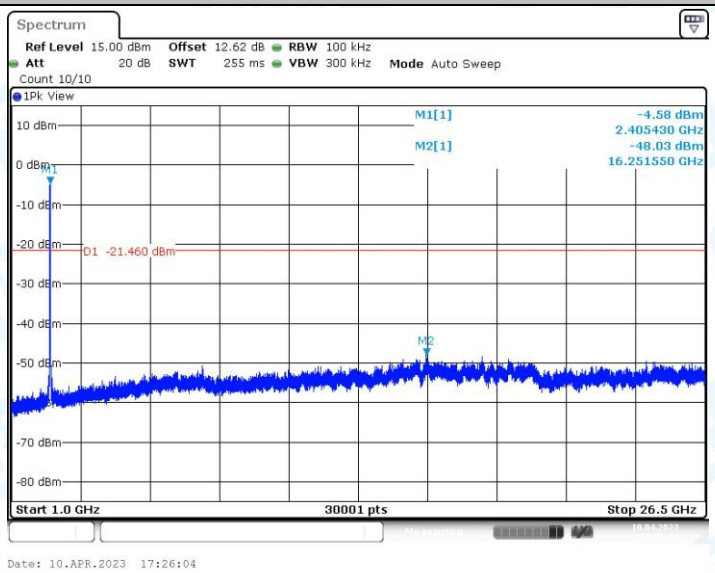

11G_Ant1_2437_0~Reference

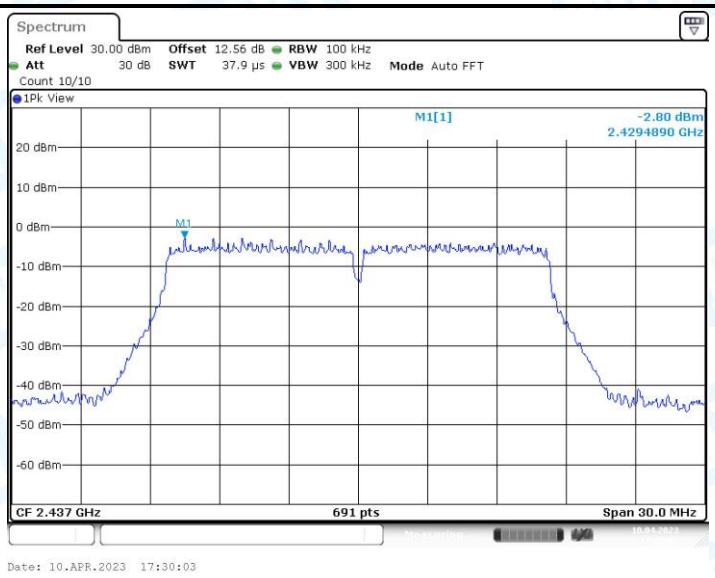

11G_Ant1_2437_30~1000

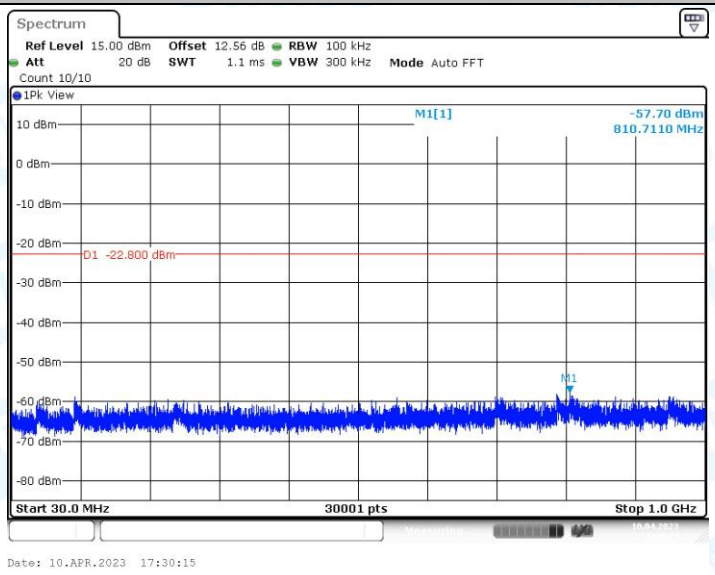

11G_Ant1_2437_1000~26500

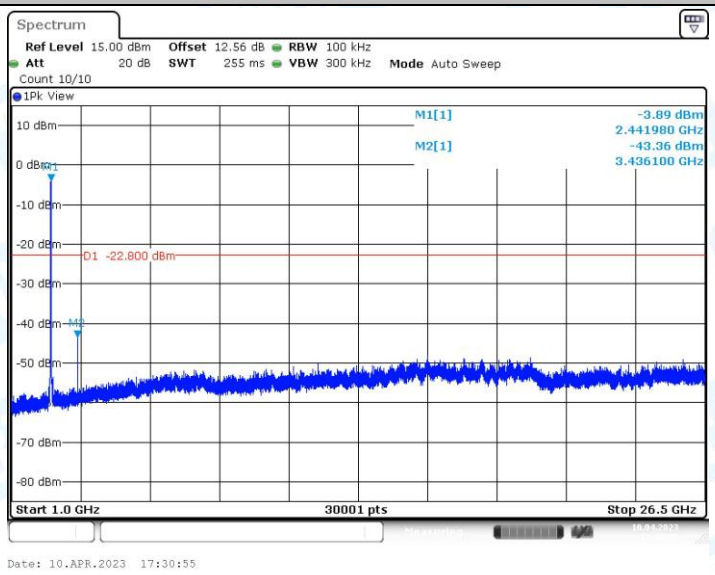

11G_Ant1_2462_0~Reference

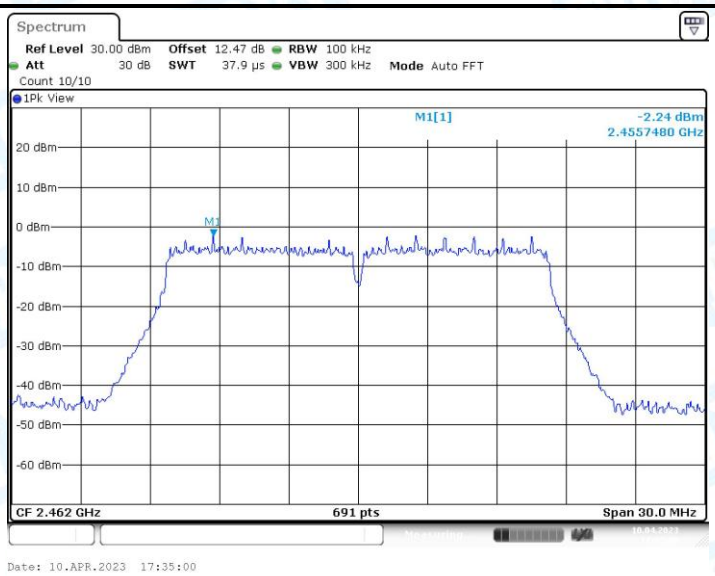

11G_Ant1_2462_30~1000

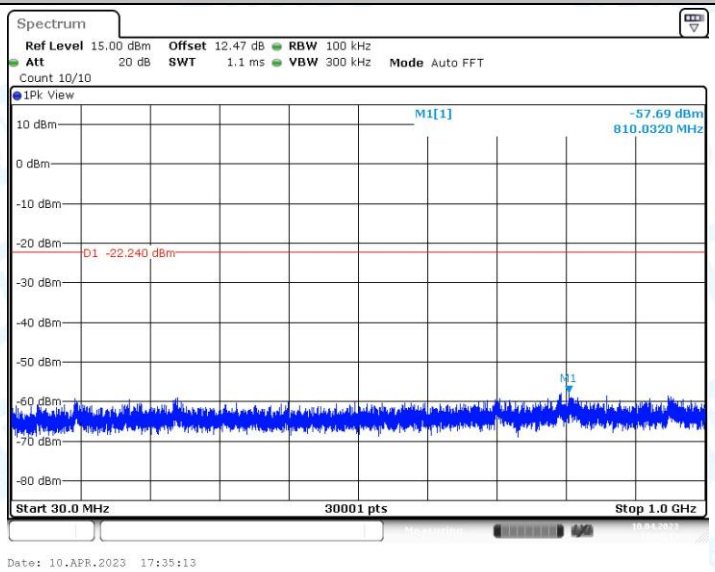

11G_Ant1_2462_1000~26500

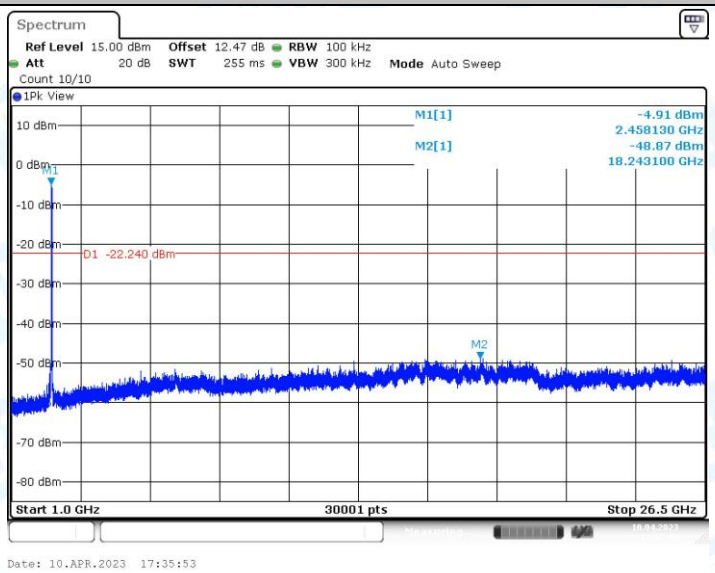

11N20SISO_Ant1_2412_0~Reference

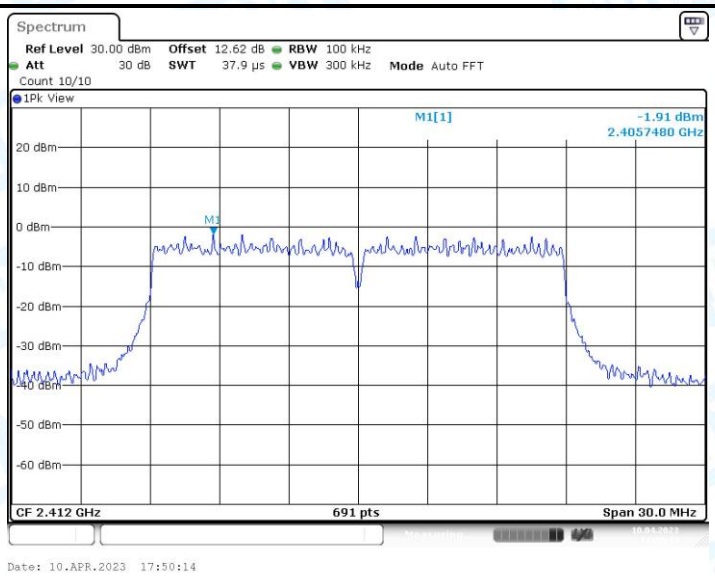

11N20SISO_Ant1_2412_30~1000

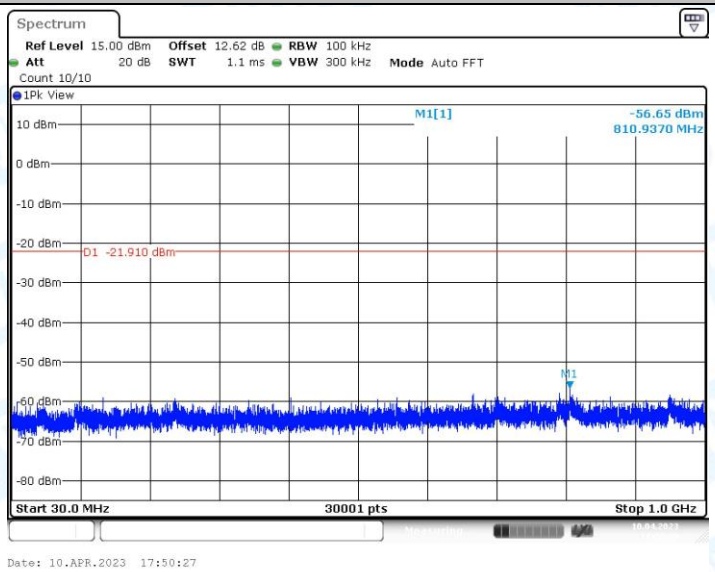

11N20SISO_Ant1_2412_1000~26500

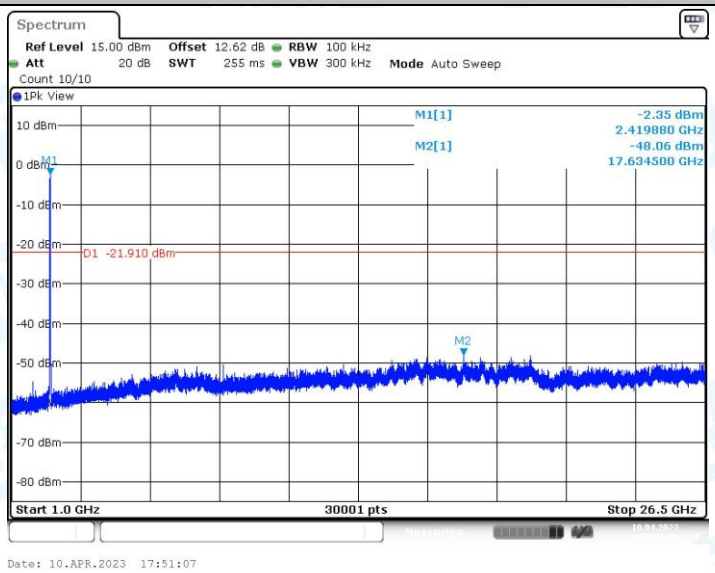

11N20SISO_Ant1_2437_0~Reference

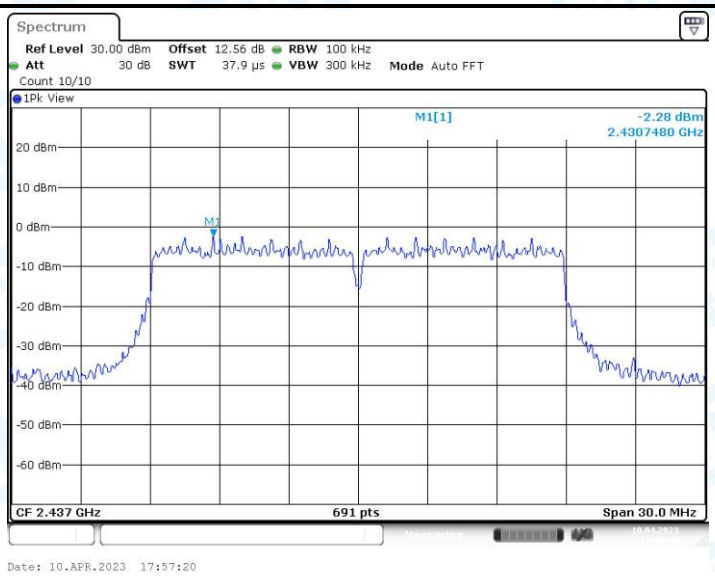

11N20SISO_Ant1_2437_30~1000

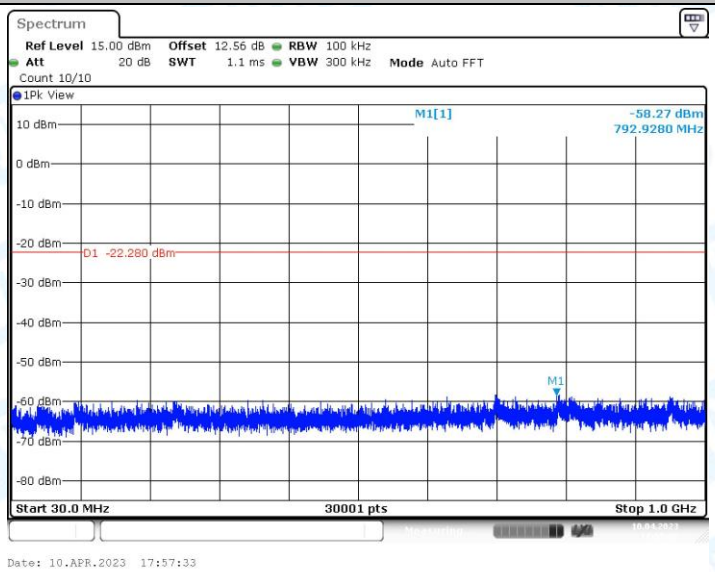

11N20SISO_Ant1_2437_1000~26500

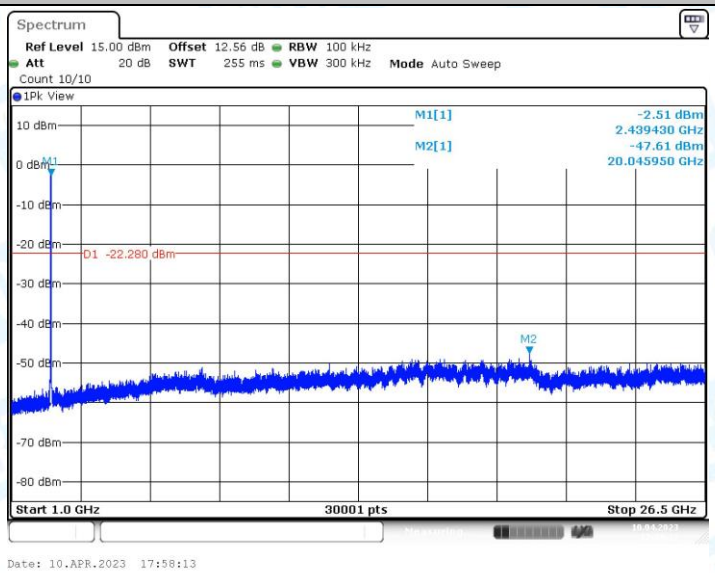

11N20SISO_Ant1_2462_0~Reference

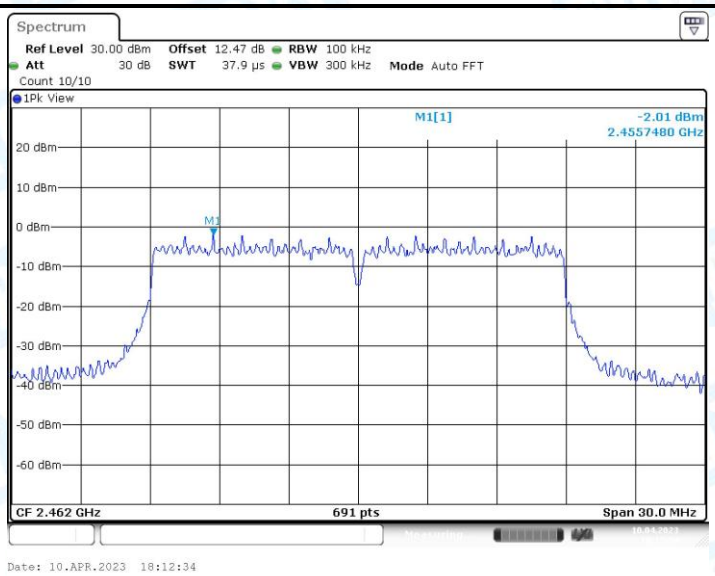

11N20SISO_Ant1_2462_30~1000

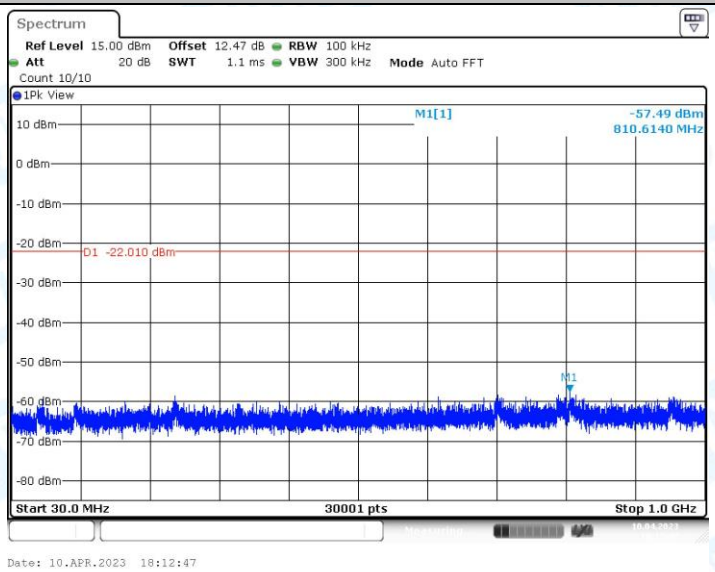

11N20SISO_Ant1_2462_1000~26500

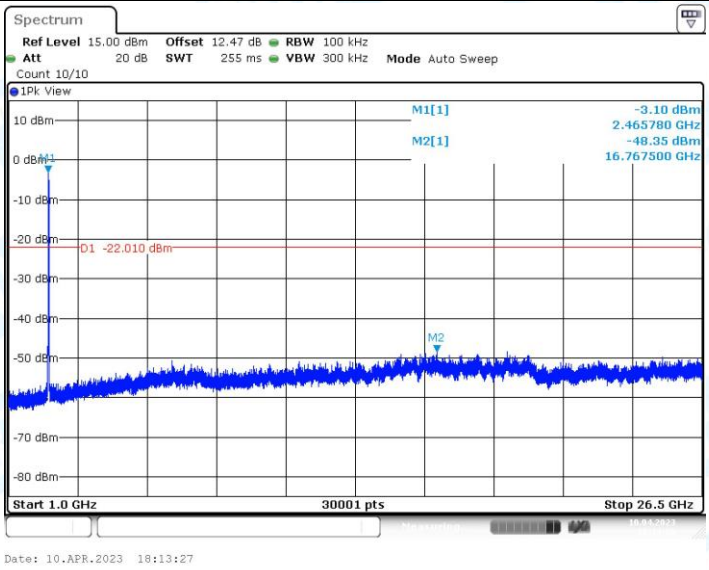

7. Duty Cycle

7.1.Test Result

TestMode	Antenna	Channel	Transmission Duration [ms]	Transmission Period [ms]	Duty Cycle [%]	1/T [kHz]	Limit	Verdict
11B	Ant1	2412	16.41	16.44	99.82	0.061	---	---
		2437	16.42	16.45	99.82	0.061	---	---
		2462	16.41	16.45	99.76	0.061	---	---
11G	Ant1	2412	2.72	2.76	98.55	0.368	---	---
		2437	2.73	2.77	98.56	0.366	---	---
		2462	2.72	2.76	98.55	0.368	---	---
11N20SISO	Ant1	2412	0.31	0.35	88.57	3.226	---	---
		2437	0.32	0.36	88.89	3.125	---	---
		2462	0.31	0.35	88.57	3.226	---	---

7.2.Test Graphs

11B_Ant1_2412

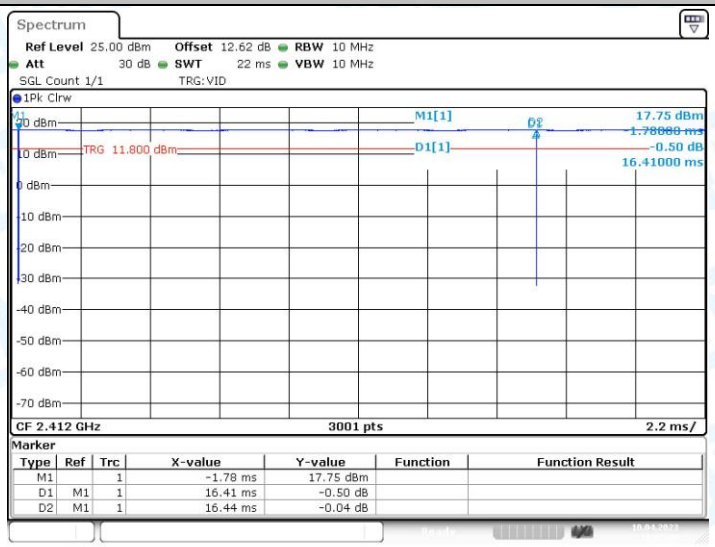

11B_Ant1_2437

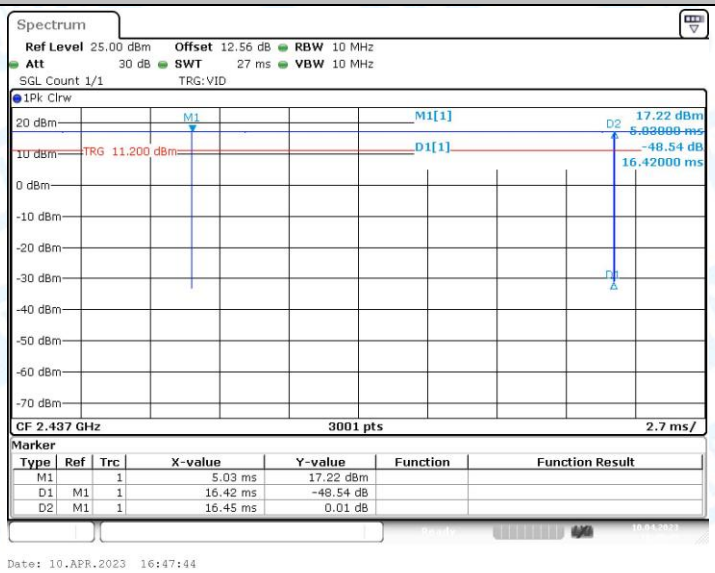

11B_Ant1_2462

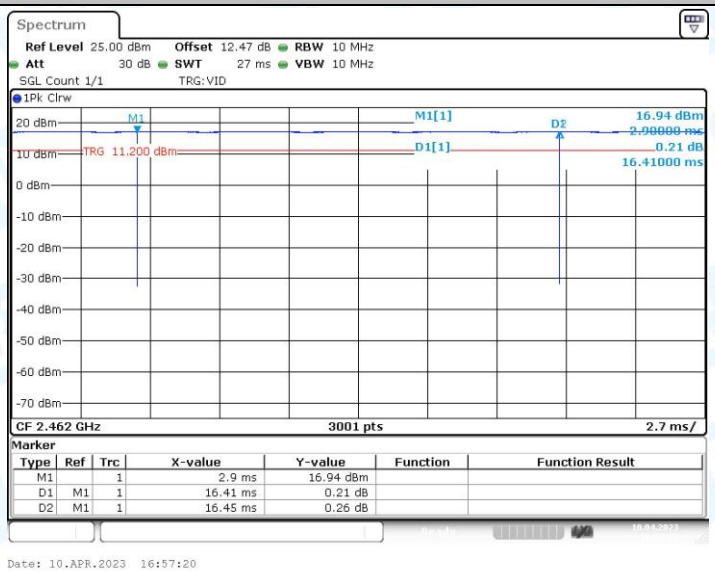

11G_Ant1_2412

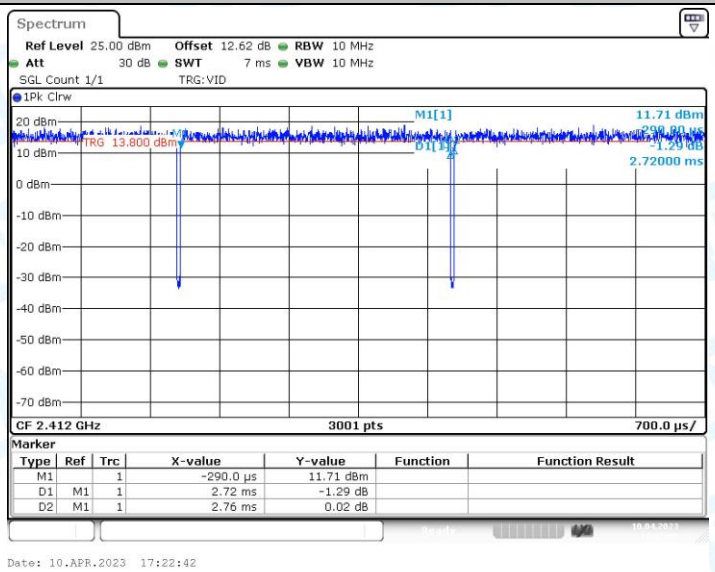

11G_Ant1_2437

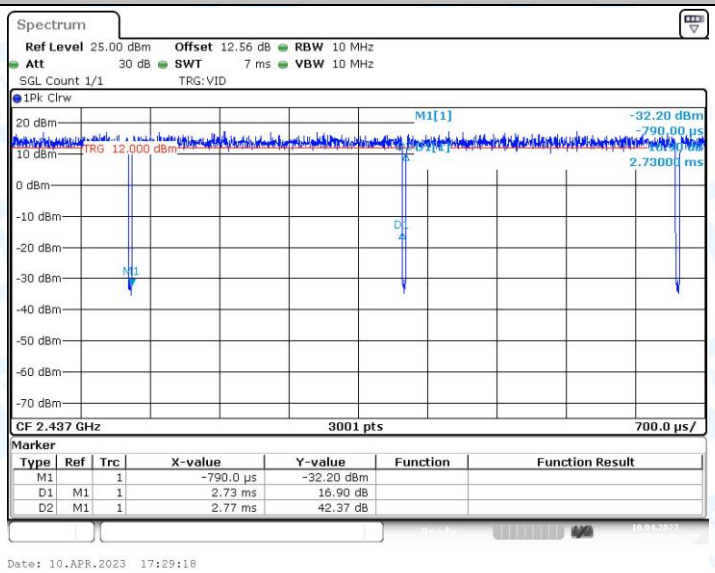

11G_Ant1_2462

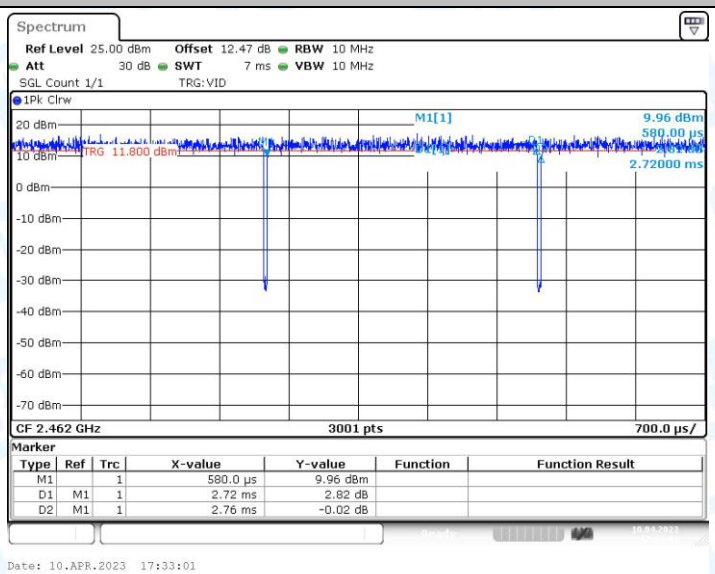

11N20SISO_Ant1_2412

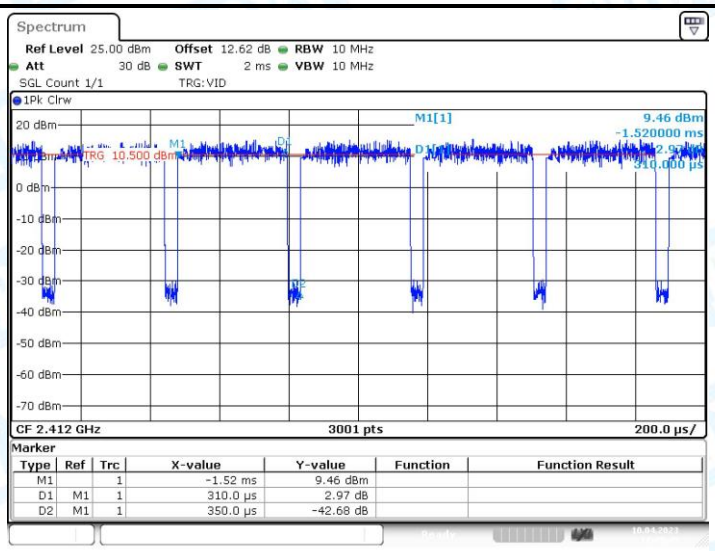

11N20SISO_Ant1_2437

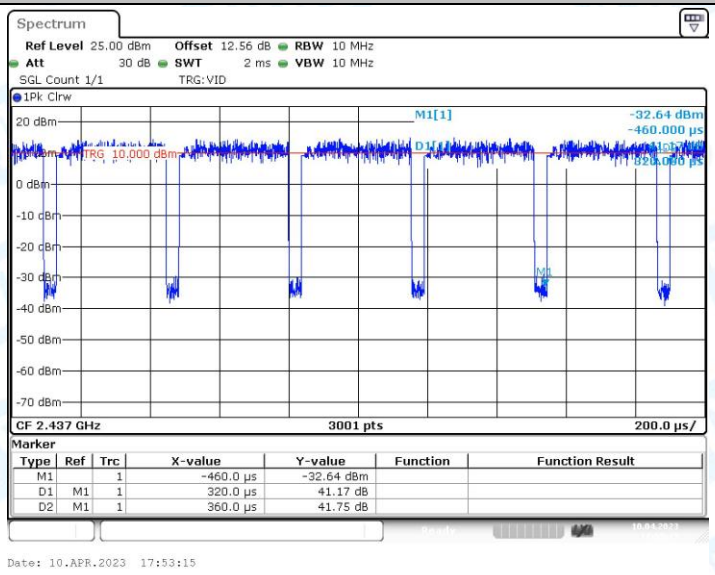

11N20SISO_Ant1_2462

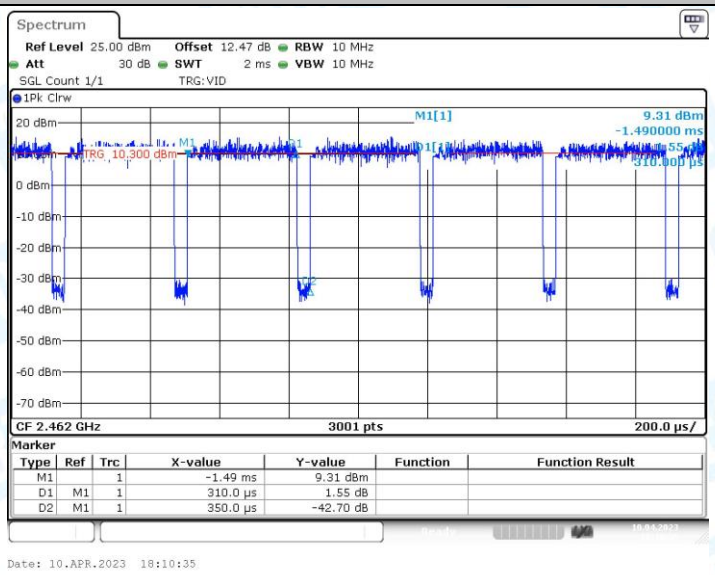

8. Emissions in Restricted Bands

8.1.Test Result

TestMode	Antenna	ChName	Channel	Detector	Freq [MHz]	Result [dBm]	Limit [dBm]	Verdict
11B	Ant1	Low	2412	AV	2310.000	-49.02	≤-41.20	PASS
				AV	2383.275	-45.05	≤-41.20	PASS
				AV	2390.000	-46.09	≤-41.20	PASS
				Peak	2310.000	-37.89	≤-21.20	PASS
				Peak	2387.609	-32.34	≤-21.20	PASS
				Peak	2390.000	-35.15	≤-21.20	PASS
		High	2462	AV	2483.500	-45.72	≤-41.20	PASS
				AV	2489.420	-45.55	≤-41.20	PASS
				AV	2500.000	-47.02	≤-41.20	PASS
				Peak	2483.500	-34.94	≤-21.20	PASS
				Peak	2490.855	-32.83	≤-21.20	PASS
				Peak	2500.000	-35.98	≤-21.20	PASS
11G	Ant1	Low	2412	AV	2310.000	-49.07	≤-41.20	PASS
				AV	2387.609	-46.21	≤-41.20	PASS
				AV	2390.000	-46.23	≤-41.20	PASS
				Peak	2310.000	-39.11	≤-21.20	PASS
				Peak	2385.536	-33.57	≤-21.20	PASS
				Peak	2390.000	-35.17	≤-21.20	PASS
		High	2462	AV	2483.500	-45.88	≤-41.20	PASS
				AV	2483.522	-45.88	≤-41.20	PASS
				AV	2500.000	-47.93	≤-41.20	PASS
				Peak	2483.500	-34.56	≤-21.20	PASS
				Peak	2484.000	-33.41	≤-21.20	PASS
				Peak	2500.000	-36.84	≤-21.20	PASS
11N20SISO	Ant1	Low	2412	AV	2310.000	-51.35	≤-41.20	PASS
				AV	2389.870	-42.3	≤-41.20	PASS
				AV	2390.000	-42.31	≤-41.20	PASS
				Peak	2310.000	-42.71	≤-21.20	PASS
				Peak	2388.174	-28.01	≤-21.20	PASS
				Peak	2390.000	-30.1	≤-21.20	PASS
		High	2462	AV	2483.500	-41.75	≤-41.20	PASS
				AV	2484.000	-41.51	≤-41.20	PASS
				AV	2500.000	-46.63	≤-41.20	PASS
				Peak	2483.500	-27.66	≤-21.20	PASS
				Peak	2483.522	-27.66	≤-21.20	PASS
				Peak	2500.000	-35.83	≤-21.20	PASS

Note：

1. The Antenna Gain is compensated in the graph.
2. The limit in dBm for average detector is conversion from 54dBuV/m, according to 15.209(a) or RSS-Gen 8.10. The limit in dBm for peak detector is 20dB above the limit of average detector in dBm.

8.2.Test Graphs

11B_Ant1_Low_2412_AV

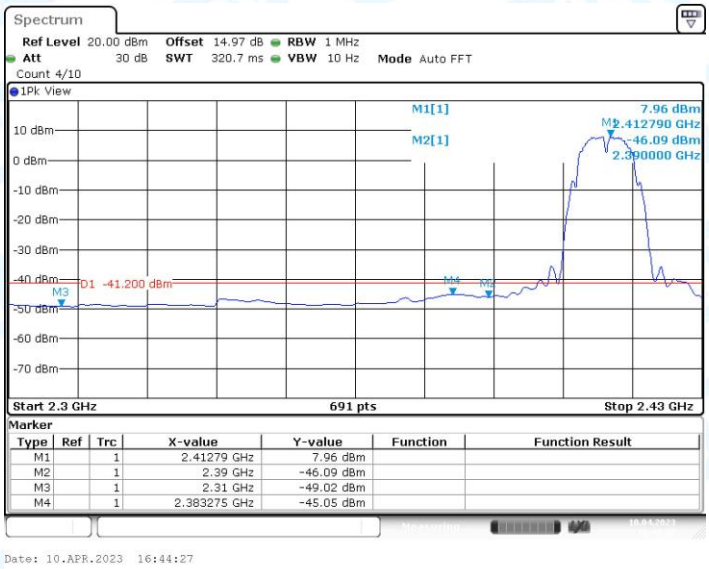

11B_Ant1_Low_2412_Peak

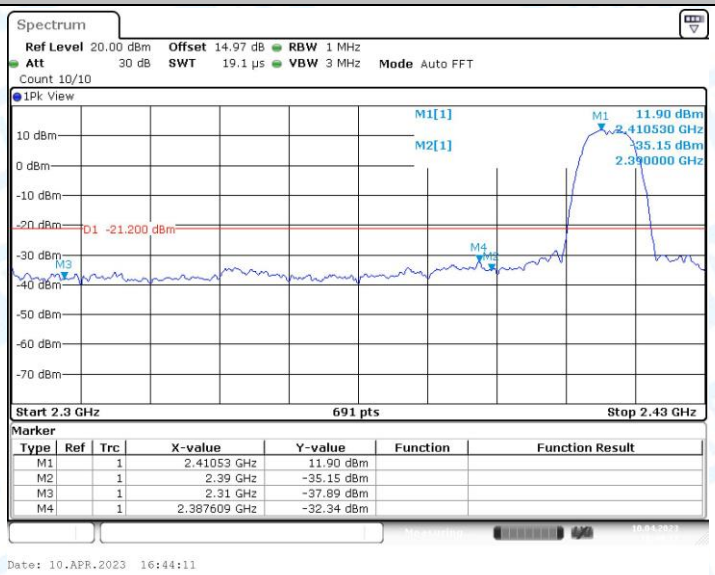

11B_Ant1_High_2462_AV

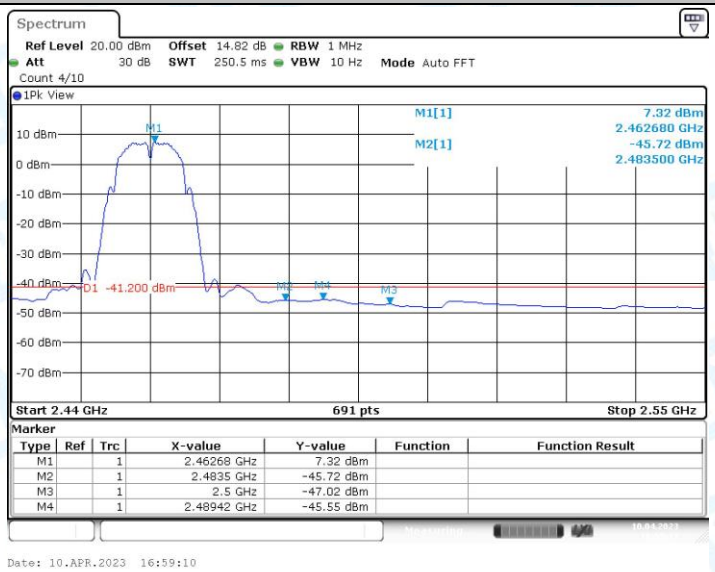

11B_Ant1_High_2462_Peak

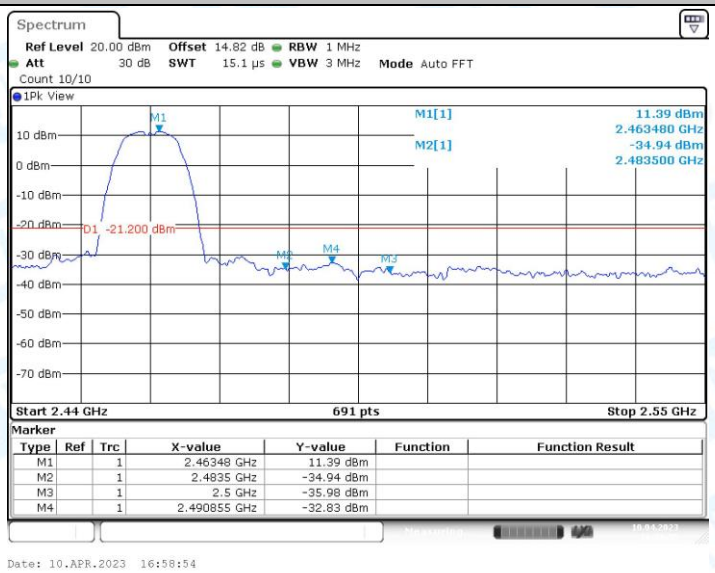

11G_Ant1_Low_2412_AV

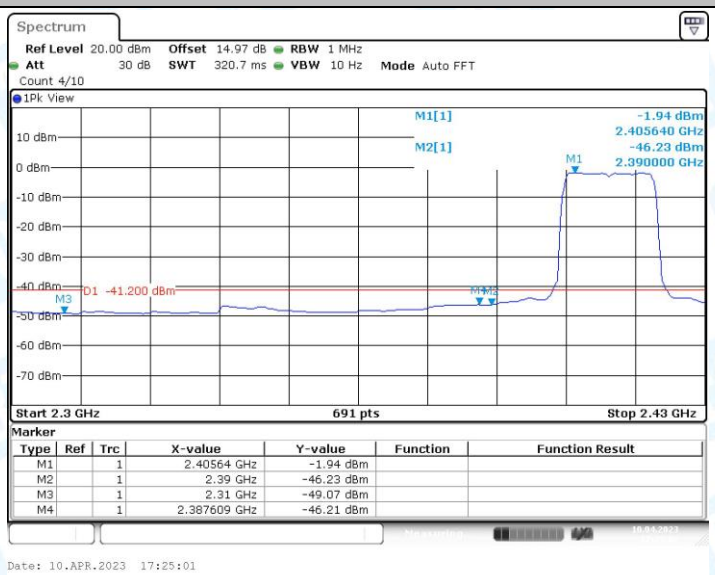

11G_Ant1_Low_2412_Peak

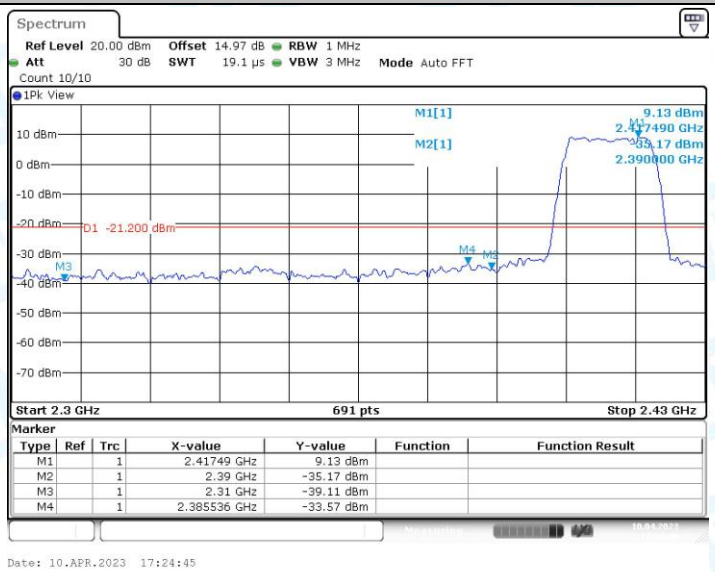

11G_Ant1_High_2462_AV

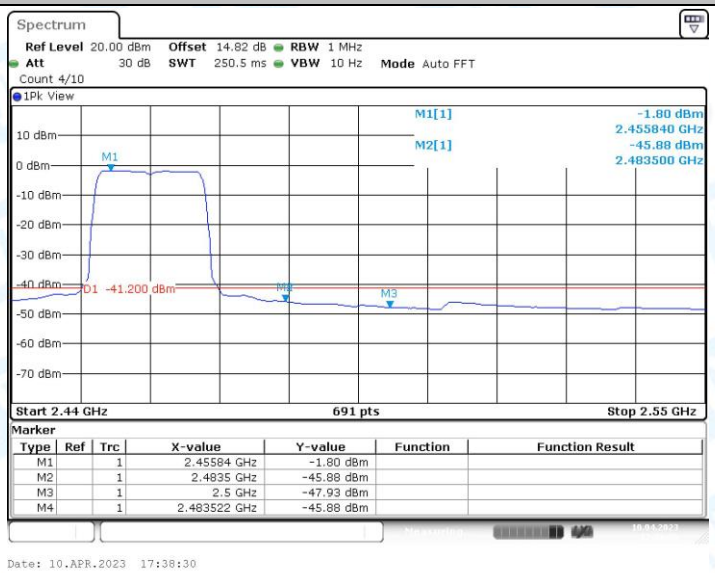

11G_Ant1_High_2462_Peak

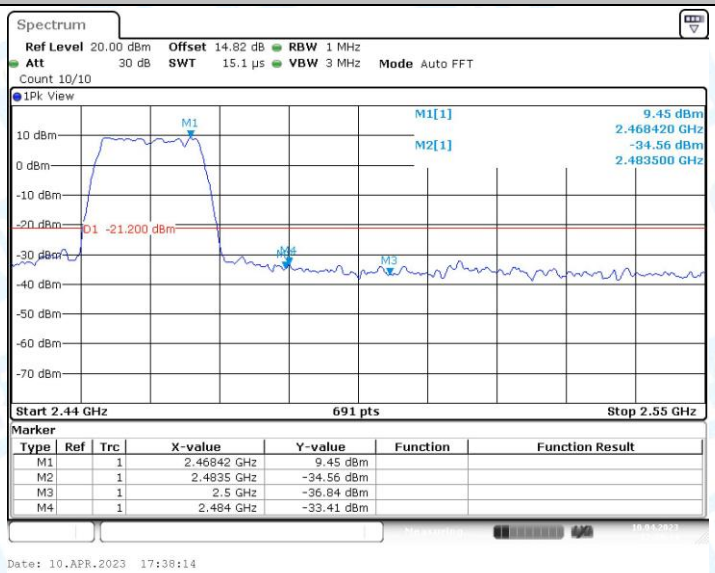

11N20SISO_Ant1_Low_2412_AV

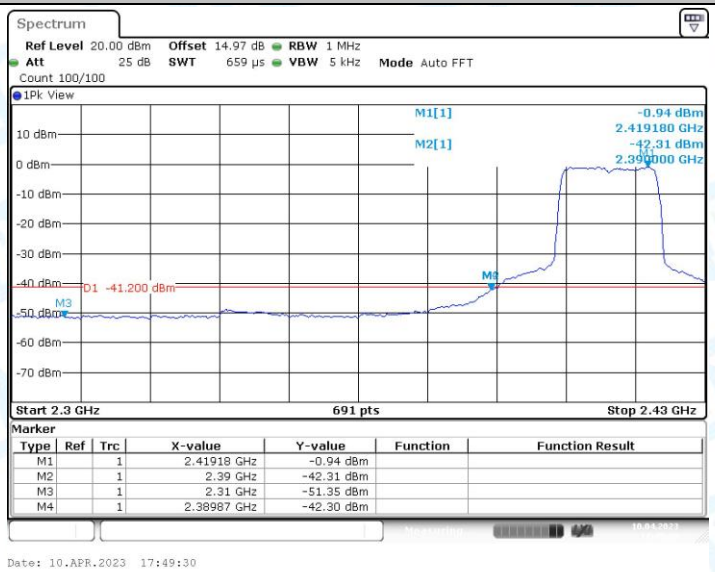

11N20SISO_Ant1_Low_2412_Peak

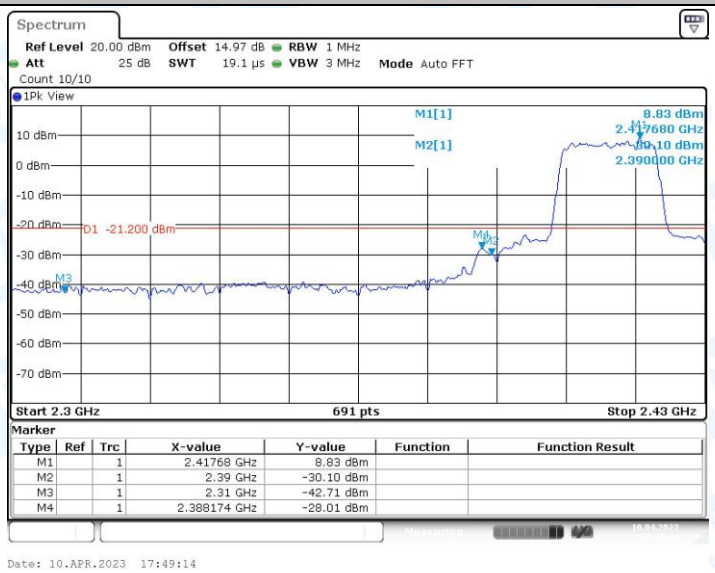

11N20SISO_Ant1_High_2462_AV

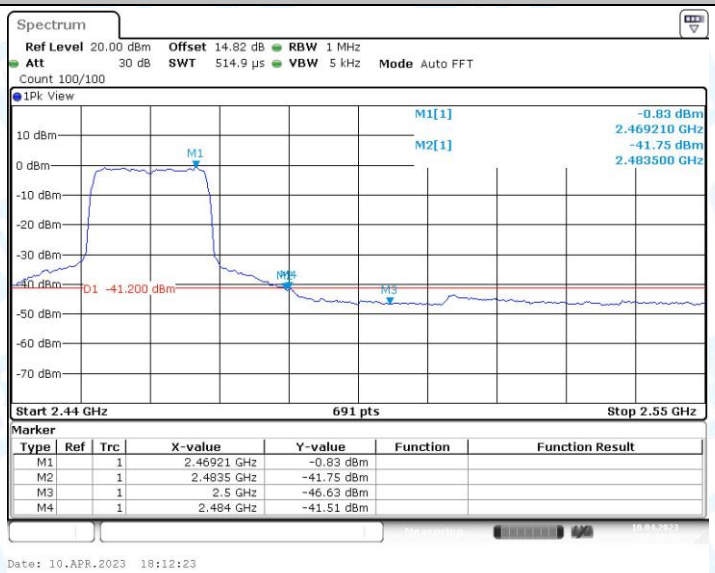

11N20SISO_Ant1_High_2462_Peak

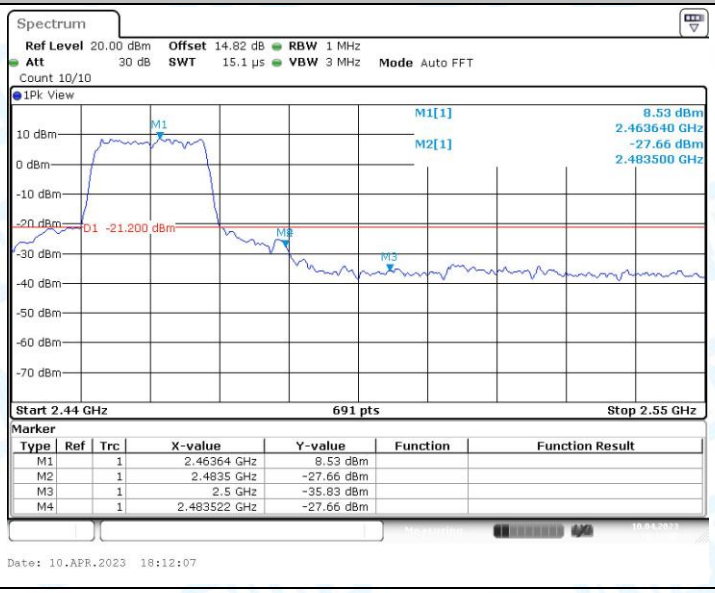

-----End of the report-----