Test Report

Verified code: 651903

Report No.: E202212230509-9

Customer:	Lingong Heavy Machinery Co., Ltd.
Address:	No. 2676, Kejia Road, High tech Zone, Jinan, Shandong
Sample Name:	Telematics Box
Sample Model:	TX4000
Receive Sample Date:	Dec.29,2022
Test Date:	Feb.09,2023~Feb.13,2023
Reference Document:	CFR Title 47 Part 2, CFR Title 47 Part 22 Subpart H, CFR Title 47 Part 24 Subpart E, CFR Title 47 Part 27 Subpart C
Test Result:	Pass

Prepared by: Chen Xiaocong Reviewed by: Feng Hui Approved by: Zhao Zetian

GRG METROLOGY & TEST GROUP CO., LTD.

Issued Date: 2023-04-14

GRG METROLOGY & TEST GROUP CO., LTD.
Address: No.163, Pingyun Road, West of Huangpu Avenue, Guangzhou, Guangdong, China
Tel：（+86）400-602-0999 FAX：（+86）020-38698685 Web：http://www.grgtest.com

Statement

1. The report is invalid without "special seal for inspection and testing"; some copies are invalid; The report is invalid if it is altered or missing; The report is invalid without the signature of the person who prepared, reviewed and approved it.

2. The sample information is provided by the client and responsible for its authenticity; The content of the report is only valid for the samples sent this time.

3. When there are reports in both Chinese and English, the Chinese version will prevail when the language problems are inconsistent.

4. If there is any objection concerning the report, please inform us within 15 days from the date of receiving the report.

5. Without the agreement of the laboratory, the client is not authorized to use the test results for unapproved propaganda.

---------- The following blanks ----------

TABLE OF CONTENTS

1. TEST RESULT SUMMARY 5
1.1 TEST STANDARDS 5
1.2 TEST RESULT 5
2. GENERAL DESCRIPTION OF EUT 8
2.1 APPLICANT 8
2.2 MANUFACTURER 8
2.3 FACTORY 8
2.4 BASIC DESCRIPTION OF EQUIPMENT UNDER TEST 8
2.5 CONFIGURATION OF SYSTEM UNDER TEST 10
2.6 DESIGNATION OF EMISSION 10
2.7 TEST FREQUENCIES 11
3. LABORATORY AND MEASUREMENT UNCERTAINTY 12
3.1 LABORATORY 12
3.2 MEASUREMENT UNCERTAINTY 12
4. LIST OF USED TEST EQUIPMENT AT GRGT 13
5. EFFECTIVE (ISOTROPIC) RADIATED POWER OUTPUT DATA 14
5.1 LIMIT 14
5.2 TEST PROCEDURES 14
5.3 TEST SETUP 14
5.4 TEST RESULTS 15
6. FIELD STRENGTH OF SPURIOUS RADIATION 16
6.1 LIMIT 16
6.2 TEST PROCEDURES 16
6.3 TEST SETUP 17
6.4 DATA SAMPLE 19
6.5 TEST RESULTS 20
7. TEST PHOTO 92
8. PHOTOGRAPH OF THE EUT 93

---------- The following blanks ----------

REPORT ISSUED HISTORY

Report Version	Report No.	Description	Compile Date
1.0	E202212230509-9	Original Issue	2023-03-31

Note 1: Except for radiated spurious emissions, The test results of all conducted test items please refer to the module FCC test report (Report No.: HR/2019/1001601) which issued on 2019/2/28 by SGS-CSTC Standards Technical Services Co., Ltd. Shenzhen Branch.

---------- The following blanks ----------

1. TEST RESULT SUMMARY

1.1 TEST STANDARDS

No.	Identity	Document Title
1	FCC CFR Title 47 Part 2 Section 2.1047, 21049	Frequency Allocations And Radio Treaty Mattres; General Rules And Regulations
2	FCC CFR Title 47 Part 22 Subpart H	Cellular Radiotelephone Service
3	FCC CFR Title 47 Part 24 Subpart E	Broadband PCS
4	FCC CFR Title 47 Part 27 Subpart C	Technical Standards

1.2 TEST RESULT

GSM850 & UMTS Band 5			
Item	**FCC Rule No.**	**Requirements**	**Result**
Effective (Isotropic) Radiated Power Output Data	§2.1046, §22.913(a)(5)	EIRP ≤11.5 W	PASS
Peak-Average Ratio	§22.913(d)	Limit≤13 dB	PASS
Modulation Characteristics	§2.1047	Digital modulation	PASS
Bandwidth	§2.1049	OBW: No limit. EBW: No limit.	PASS
Band Edges Compliance	§2.1051, §22.917(b)(1)	Refer to section 9.1	PASS
Spurious Emission at Antenna Terminals	§2.1051, §22.917(a)	≤-13 dBm/1MHz	PASS
Field Strength of Spurious Radiation	§2.1053, §22.917(a)	≤-13 dBm/1MHz.	PASS
Frequency Stability	§2.1055, §22.355	≤ ±2.5ppm.	PASS

Note 1: Except for Field Strength of Spurious Radiation, The test results of all conducted test items please refer to the module FCC test report (Report No.: HR/2019/1001601) which issued on 2019/2/28 by SGS-CSTC Standards Technical Services Co., Ltd. Shenzhen Branch.

Note 2: . Field Strength of Spurious Radiation test items DC 12V and DC 24V are tested, and the report only shows the worst data of DC 24V.

GSM1900 & UMTS Band 2			
Item	**FCC Rule No.**	**Requirements**	**Result**
Effective (Isotropic) Radiated Power Output Data	§2.1046, §24.232(c)	EIRP ≤ 2 W	PASS
Peak-Average Ratio	§24.232(d)	Limit≤13 dB	PASS
Modulation Characteristics	§2.1047	Digital modulation	PASS
Bandwidth	§2.1049	OBW: No limit. EBW: No limit.	PASS
Band Edges Compliance	§2.1051, §24.238(a)(b)	Refer to section 9.1	PASS
Spurious Emission at Antenna Terminals	§2.1051, §24.238(a)(b)	≤ -13 dBm/1MHz	PASS
Field Strength of Spurious Radiation	§2.1053, §24.238(a)	≤ -13 dBm/1MHz.	PASS
Frequency Stability	§2.1055, §24.235	≤ ±2.5ppm.	PASS

Note 1: Except for Field Strength of Spurious Radiation, The test results of all conducted test items please refer to the module FCC test report (Report No.: HR/2019/1001601) which issued on 2019/2/28 by SGS-CSTC Standards Technical Services Co., Ltd. Shenzhen Branch.
Note 2: . Field Strength of Spurious Radiation test items DC 12V and DC 24V are tested, and the report only shows the worst data of DC 24V.

---------- The following blanks ----------

UMTS Band 4			
Item	**FCC Rule No.**	**Requirements**	**Result**
Effective (Isotropic) Radiated Power Output Data	§2.1046, §27.50(d)(4)	EIRP ≤1 W	PASS
Peak-Average Ratio	§27.50	Limit≤13 dB	PASS
Modulation Characteristics	§2.1047	Digital modulation	PASS
Bandwidth	§2.1049	OBW: No limit. EBW: No limit.	PASS
Band Edges Compliance	§2.1051, §27.53(h)(1) §27.53(h)(3)(i)	Refer to section 9.1	PASS
Spurious Emission at Antenna Terminals	§2.1051, §27.53(h)(1)	≤ -13 dBm/1MHz	PASS
Field Strength of Spurious Radiation	§2.1053, §27.53(h)(1)	≤ -13 dBm/1MHz.	PASS
Frequency Stability	§2.1055, §27.54	≤ ±2.5ppm.	PASS

Note 1: Except for Field Strength of Spurious Radiation, The test results of all conducted test items please refer to the module FCC test report (Report No.: HR/2019/1001601) which issued on 2019/2/28 by SGS-CSTC Standards Technical Services Co., Ltd. Shenzhen Branch.
Note 2: . Field Strength of Spurious Radiation test items DC 12V and DC 24V are tested, and the report only shows the worst data of DC 24V.

---------- The following blanks ----------

2. GENERAL DESCRIPTION OF EUT

2.1 APPLICANT

Name:	Lingong Heavy Machinery Co., Ltd.
Address:	No. 2676, Kejia Road, High tech Zone, Jinan, Shandong

2.2 MANUFACTURER

Name:	North Valley Electronics,Inc.
Address:	No.1688, Airport Road, High-tech Zone, Jinan City, Shandong Province

2.3 FACTORY

Name:	North Valley Electronics,Inc.
Address:	No.1688, Airport Road, High-tech Zone, Jinan City, Shandong Province

2.4 BASIC DESCRIPTION OF EQUIPMENT UNDER TEST

Equipment:	Telematics Box
Model No.:	TX4000
Trade Name:	/
Brand Name:	NVR
Adding Model	/
FCC ID:	2BARK-TX4000
Module FCC ID:	XMR201903EG25G
Power supply:	DC 24V(Battery 3.7V) or DC 12V(Battery 3.7V)
Hardware Version:	0.1.4
Software Version:	00.02.08
Antenna Type:	External Antenna
Antenna Gain:	GSM850: 3.71dBi GSM1900:-1.04dBi UMTS Band 2: -1.04dBi UMTS Band 4: -1.12dBi UMTS Band 5: 3.71dBi
Power Class:	GSM850: 4 GSM1900: 1 UMTS: 3
Frequency range:	GSM850: Tx 824MHz~849MHz, Rx 869MHz ~ 894 MHz GSM1900: Tx 1850MHz~1910MHz, Rx 1930MHz ~ 1990 MHz UMTS Band 2: Tx 1850MHz~1910MHz, Rx 1930MHz ~ 1990 MHz UMTS Band 4: Tx 1710MHz~1755MHz, Rx 2110MHz ~ 2155 MHz UMTS Band 5: Tx 824MHz~849MHz, Rx 869MHz ~ 894 MHz
Bandwidth:	GSM850: 0.2MHz GSM1900: 0.2MHz UMTS Band 2: 5MHz

	UMTS Band 4: 5MHz UMTS Band 5: 5MHz
Modulation:	GSM850: GMSK,8PSK GSM1900: GMSK,8PSK UMTS Band 2: QPSK UMTS Band 4: QPSK UMTS Band 5: QPSK
Sample No.:	E202212230509-0006
IMEI:	864677069919223
Temperature Range:	-20℃~50℃
Voltage Range	DC 9V~36V
Sample Submitting Way :	■Provided by customer □Sampling
Note:	/

---------- The following blanks ----------

2.5 CONFIGURATION OF SYSTEM UNDER TEST



2.6 DESIGNATION OF EMISSION

Test Mode	Emission Designator
GSM850(GSM)	247KGXW
GSM850(EDGE)	245KG7W
GSM1900(GSM)	249KGXW
GSM1900(EDGE)	249KG7W
WCDMA Band II	4M15F9W
WCDMA Band IV	4M14F9W
WCDMA Band V	4M13F9W

Note 1: The Bandwidth test results please refer to the module FCC test report (Report No.: HR/2019/1001601) which issued on 2019/2/28 by SGS-CSTC Standards Technical Services Co., Ltd. Shenzhen Branch.

---------- The following blanks ----------

2.7 TEST FREQUENCIES

Test Mode	TX / RX	RF Channel		
		Low (L)	Middle (M)	High (H)
GSM850	TX	Channel 128	Channel 190	Channel 251
		824.2MHz	836.6 MHz	848.8 MHz
	RX	Channel 128	Channel 190	Channel 251
		869.2 MHz	881.6 MHz	893.8 MHz

Test Mode	TX / RX	RF Channel		
		Low (L)	Middle (M)	High (H)
GSM1900	TX	Channel 512	Channel 661	Channel 810
		1850.2MHz	1880.0 MHz	1909.8 MHz
	RX	Channel 512	Channel 661	Channel 810
		1930.2 MHz	1960.0 MHz	1989.8 MHz

Test Mode	TX / RX	RF Channel		
		Low (L)	Middle (M)	High (H)
WCDMA BAND II	TX	Channel 9262	Channel 9400	Channel 9538
		1852.4 MHz	1880.0 MHz	1907.6 MHz
	RX	Channel 9662	Channel 9800	Channel 9938
		1932.4 MHz	1960.0 MHz	1987.6 MHz

Test Mode	TX / RX	RF Channel		
		Low (L)	Middle (M)	High (H)
WCDMA BAND IV	TX	Channel 1312	Channel 1413	Channel 1513
		1712.4MHz	1732.6 MHz	1752.6 MHz
	RX	Channel 1537	Channel 1638	Channel 1738
		2112.4 MHz	2132.6 MHz	2152.6 MHz

Test Mode	TX / RX	RF Channel		
		Low (L)	Middle (M)	High (H)
WCDMA BAND V	TX	Channel 4132	Channel 4182	Channel 4233
		826.4MHz	836.4 MHz	846.6 MHz
	RX	Channel 4357	Channel 4407	Channel 4458
		871.4 MHz	881.4 MHz	891.6 MHz

---------- The following blanks ----------

3. LABORATORY AND MEASUREMENT UNCERTAINTY

3.1 LABORATORY

The tests and measurements refer to this report were performed by ReportLab EMC Laboratory of GRG METROLOGY & TEST GROUP CO., LTD.

Add.:	No.1301 Guanguang Road Xinlan Community, Guanlan Street, Longhua District Shenzhen, 518110, People's Republic of China.
P.C.:	518110
Tel :	0755-61180008
Fax:	0755-61180008

3.2 MEASUREMENT UNCERTAINTY

Where relevant, the following measurement uncertainty levels have been estimated for tests performed on the EUT as specified in CISPR 16-4-2:

Measurement		Frequency	Uncertainty
Radiated Emission	Horizontal	30MHz～1000MHz	3.7dB
		1GHz～18GHz	4.5dB
		18GHz~40GHz	4.3dB
	Vertical	30MHz～1000MHz	3.7dB
		1GHz～18GHz	4.5dB
		18GHz~40GHz	4.3dB
	Coaxial	9kHz～30MHz	4.5dB
	Coplanar	9kHz～30MHz	4.5dB

Measurement	Uncertainty
RF frequency	6.0×10^{-6}
RF power conducted	0.8dB
Occupied channel bandwidth	0.4dB
Unwanted emission, conducted	0.7dB
Humidity	6%
Temperature	2℃

This uncertainty represent an expanded uncertainty expressed at approximately the 95% confidence level using a coverage factor of *k*=2.

4. LIST OF USED TEST EQUIPMENT AT GRGT

RSE system:

Name of Equipment	Manufacturer	Model	Serial Number	Calibration Due
Spectrum Analyzer	Keysight	N9010B	MY60680122	2023-04-06
Loop Antenna	TESEQ	HLA6121	52599	2023-04-02
Bi-log Antenna	Schwarzbeck	VULB9163	01279	2023-04-24
Horn Antenna	Schwarzbeck	BBHA9120D (1201)	02143	2023-10-15
Horn Antenna	Schwarzbeck	BBHA9170	BBHA 9170-497	2023-10-14
Amplifier	tonscend	TAP9E6343	AP20E806065	2023-05-08
Amplifier	tonscend	TAP01018048	AP20E8060075	2023-05-05
Amplifier	tonscend	TAP184050	AP20E806070	2023-05-05
Wideband radio Communication Tester	R&S	CMW500	144611-nC	2023-05-08
Wideband radio Communication Tester	Anritsu	MT8821C	6202155047	2023-04-13
Test S/W	tonscend	JS36-RSE/2.5.1.5		
Dc Source	LW	PS-305DM	180704439	2023-11-14

---------- The following blanks ----------

5. EFFECTIVE (ISOTROPIC) RADIATED POWER OUTPUT DATA

5.1 LIMIT

According to FCC section22.913 (a)(5) the ERP of mobile transmitters and auxiliary test transmitters must not exceed 7 watts.
According to FCC section24.232 (c) the mobile and portable stations are limited to 2 watts EIRP.
According to FCC section27.50 (d) (4) mobile, and portable (hand-held) stations operating in the 1710-1755 MHz band and mobile and portable stations operating in the 1695-1710 MHz and 1755-1780 MHz bands are limited to 1 watt EIRP.

5.2 TEST PROCEDURES

Measurement Procedure: FCC KDB 971168 D01 V03r01

1. Connect the test system to the UE antenna connector.
2. A call is set up according to the Generic call setup procedure.
3. Set and send continuously up power control commands to the UE, until the UE output power shall be maximum level.
4. Read the conducted power in the base station.

Remark:

a: For getting the EIRP (Efficient Isotropic Radiated Power) in substitution method, the following formula should be taken to calculate it,

EIRP [dBm] = Conducted output power [dBm] + Gain [dBi]

ERP [dBm] = Conducted output power [dBm] +Gain [dBi]-2.15dB

P [dBm]=10lg(p/1mw)

5.3 TEST SETUP

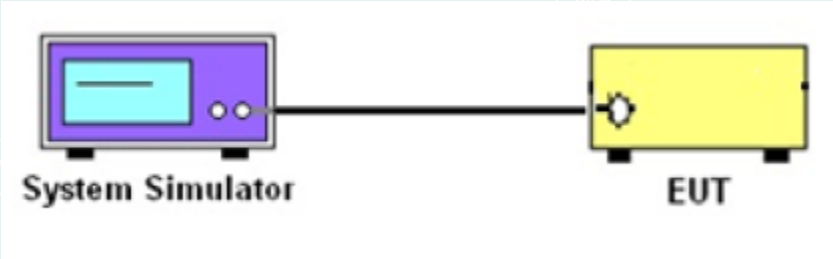

---------- The following blanks ----------

5.4 TEST RESULTS

Effective Radiated Power

GSM

BAND	Channel	Power(dBm)	ERP(dBm)	Limit(dBm)	Verdict
GSM850	128	32.32	33.88	38.45	PASS
GSM850	190	32.53	34.09	38.45	PASS
GSM850	251	32.20	33.76	38.45	PASS
EGPRS850	128	26.51	28.07	38.45	PASS
EGPRS850	190	26.67	28.23	38.45	PASS
EGPRS850	251	26.67	28.23	38.45	PASS

BAND	Channel	Power(dBm)	EIRP(dBm)	Limit(dBm)	Verdict
GSM1900	512	29.66	28.62	33.00	PASS
GSM1900	661	29.41	28.37	33.00	PASS
GSM1900	810	29.18	28.14	33.00	PASS
EGPRS1900	512	26.20	25.16	33.00	PASS
EGPRS1900	661	25.92	24.90	33.00	PASS
EGPRS1900	810	25.67	24.63	33.00	PASS

WCDMA

BAND	Channel	Power(dBm)	EIRP(dBm)	Limit(dBm)	Verdict
Band II	9262	23.88	22.84	33.00	PASS
Band II	9400	23.79	22.75	33.00	PASS
Band II	9538	23.76	22.72	33.00	PASS
Band IV	1312	23.82	22.70	30.00	PASS
Band IV	1413	23.74	22.62	30.00	PASS
Band IV	1513	23.64	22.52	30.00	PASS

BAND	Channel	Power(dBm)	EIRP(dBm)	Limit(dBm)	Verdict
Band V	4132	23.86	25.42	38.45	PASS
Band V	4182	23.81	25.37	38.45	PASS
Band V	4233	23.76	25.32	38.45	PASS

Note 1: The Conducted output power test results please refer to the module FCC test report (Report No.: HR/2019/1001601) which issued on 2019/2/28 by SGS-CSTC Standards Technical Services Co., Ltd. Shenzhen Branch.

6. FIELD STRENGTH OF SPURIOUS RADIATION

6.1 LIMIT

According to FCC section 22.917(a), 24.238(a),27.53(h)(1), the power of any emission outside of the authorized operating frequency ranges must be attenuated below the transmitting power (P) by a factor of at least 43+10log(P) dB.

6.2 TEST PROCEDURES

Measurement Procedure: FCC KDB 971168 D01 V03r01 Section 7

Below 1GHz test procedure as below:

1). The EUT was powered on and placed on a 80cm high table in the chamber. The antenna of the transmitter was extended to its maximum length.

2). The disturbance of the transmitter was maximized on the test receiver display by raising and lowering from 1m to 4m (for the test frequency of below 30MHz, the antenna was tuned to heights 1 meter) the receive antenna and by rotating through 360 °the turntable. After the fundamental emission was maximized, a field strength measurement was made.

3). Steps 1) and 2) were performed with the EUT and the receive antenna in both vertical and horizontal polarization.

4). The transmitter was then removed and replaced with another antenna. The center of the antenna was approximately at the same location as the center of the transmitter.

5). A signal at the disturbance was fed to the substitution antenna by means of a non-radiating cable. With both the substitution and the receive antennas horizontally polarized, the receive antenna was raised and lowered to obtain a maximum reading at the test receiver. The level of the signal generator was adjusted until the measured field strength level in step 2) is obtained for this set of conditions.

6). The output power into the substitution antenna was then measured.

7). Steps 5) and 6) were repeated with both antennas polarized.

8) Calculate power in dBm by the following formula:

ERP(dBm) = Pg(dBm) – cable loss (dB) + antenna gain (dBd)

Where:

Pd is the dipole equivalent power, Pg is the generator output into the substitution antenna, and the antenna gain is the gain of the substitute antenna used relative to either a half-wave dipole (dBd) or an isotropic source (dBi). The substitute level is equal to Pg [dBm] – cable loss [dB]. The calculated Pd levels are then compared to the absolute spurious emission limit of -13dBm which is equivalent to the required minimum attenuation of 43 + 10log10(Power [Watts]).

Above 1GHz test procedure as below:

1.Different between above is the test site, change from Semi- Anechoic Chamber to fully Anechoic Chamber

2.Calculate power in dBm by the following formula:

EIRP(dBm) = Pg(dBm) – cable loss (dB) + antenna gain (dBi)

EIRP=ERP+2.15dB

Where:

Pg is the generator output power into the substitution antenna.

3. Test the EUT in the lowest channel, the middle channel the Highest channel

4. The radiation measurements are performed in X, Y, Z axis positioning. And found the X axis positioning which it is worse case, Only the test worst case mode is recorded in the report.

5. Repeat above procedures until all frequencies measured was complete

Test Settings

1. Start frequency was set to 30MHz and stop frequency was set to at least 10*the fundamental frequency (separated into at least two plots per channel)

2.RBW=100kHz for emission below 1GHz and 1MHz for emission above 1GHz.

3.Number of sweep point≥2*span/RBW

4. Detector=RMS

5. Trace mode = trace average for continuous emissions, max hold for pulse emissions

6. The trace was allowed to stabilize

6.3 TEST SETUP

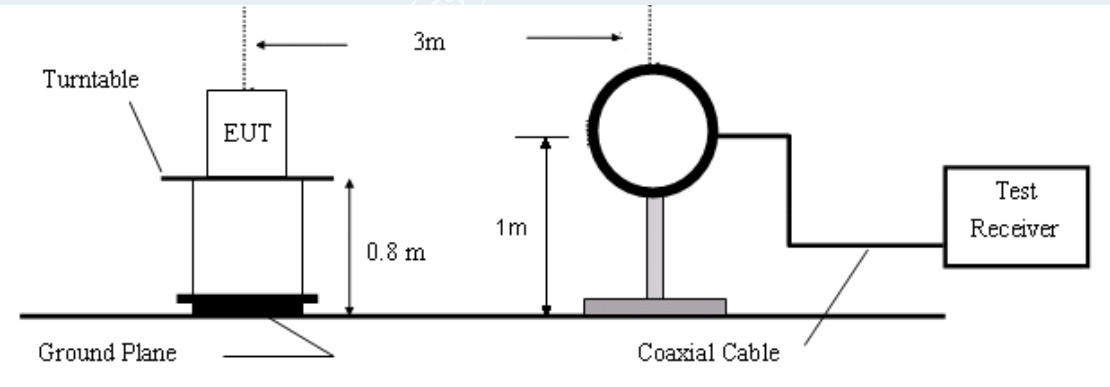

Figure 1. 9kHz to 30MHz radiated emissions test configuration

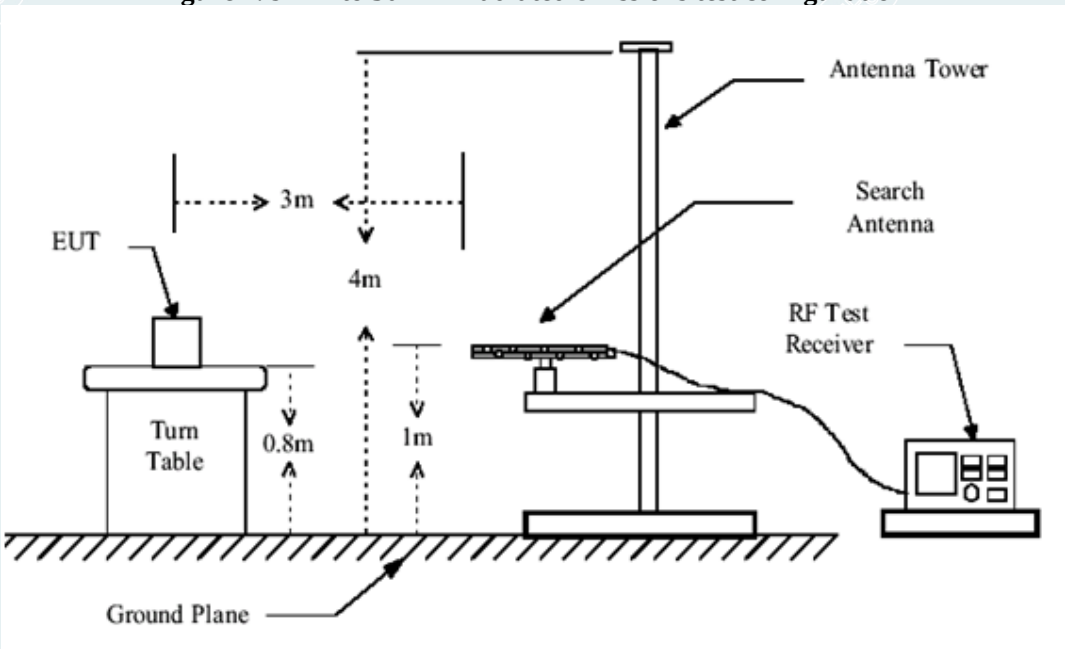

Figure 2. 30MHz to 1GHz radiated emissions test configuration

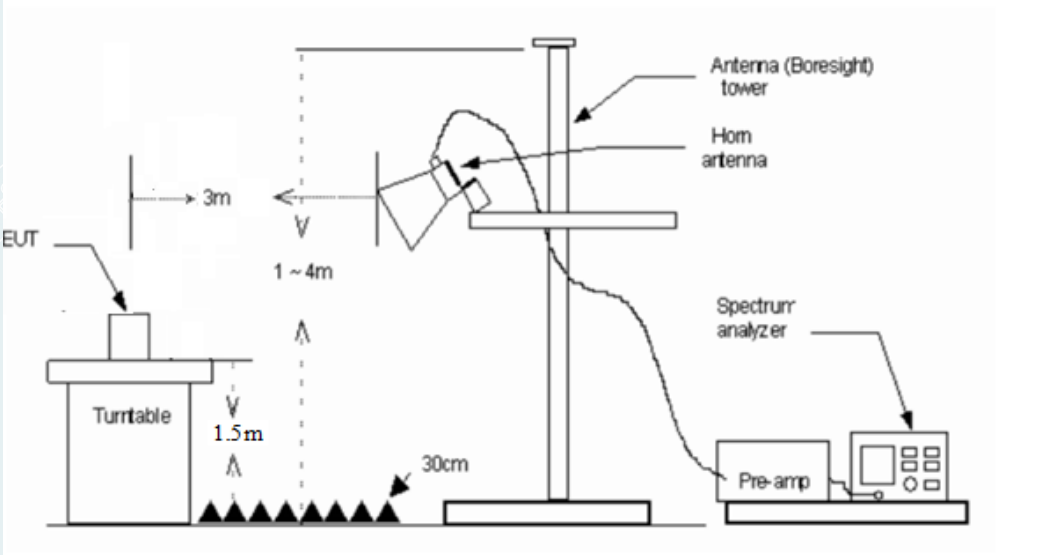

Figure 3. 1GHz-18GHz radiated emissions test configuration

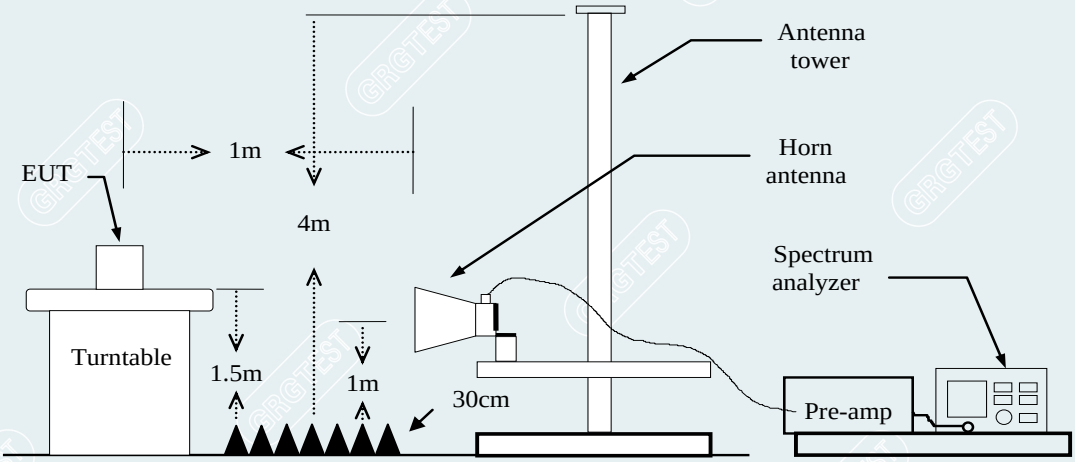

Figure 4. Above 18GHz radiated emissions test configuration

---------- The following blanks ----------

6.4 DATA SAMPLE

NO.	Freq. [MHz]	Reading [dBm]	Level [dBm]	Limit [dBm]	Margin [dB]	Factor [dB]	Detector	Polarity
x	xxxx	-66.69	-77.73	-25.00	52.73	-11.04	RMS	Horizontal

Frequency (MHz) = Emission frequency in MHz

Ant.Pol. (H/V) = Antenna polarization

Reading (dBm) = Uncorrected Analyzer / Receiver reading

Result (dBm) = Reading (dBm) + Correction Factor (dBm)

Limit (dBm) = Limit stated in standard

Margin (dB) = Remark Result (dBm) – Limit (dBm)

Peak = Peak Reading

RMS = RMS Reading

AVG = Average Reading

---------- The following blanks ----------

6.5 TEST RESULTS

Project Information			
ProjectNo:	E202212230509	EUT:	Telematics Box
Channel	128	Band:	850
Mode:	GSM	Voltage:	DC24V
Environment:	Temp:25.6℃;Humi:54%RH	Engineer:	Zhang Zishan
SN:	E202212230509-0006	Remark:	/
Date:	2023-02-10 16:27:06		

Test Graph

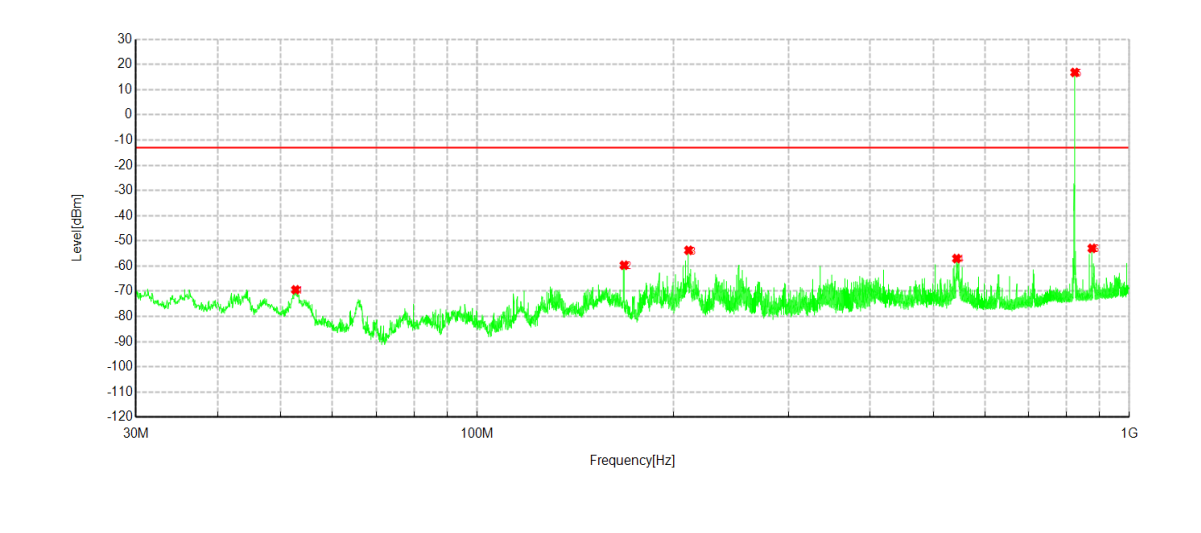

Suspected Data List								
NO.	Freq. [MHz]	Reading [dBm]	Level [dBm]	Limit [dBm]	Margin [dB]	Factor [dB]	Detector	Polarity
1	52.698	-55.57	-69.43	-13.00	56.43	-13.86	RMS	Horizontal
2	167.9825	-43.16	-59.69	-13.00	46.69	-16.53	RMS	Horizontal
3	210.9535	-38.35	-53.74	-13.00	40.74	-15.39	RMS	Horizontal
4	543.1785	-49.38	-57.03	-13.00	44.03	-7.65	RMS	Horizontal
5	824.2845	19.75	16.84	/	/	-2.91	RMS	Horizontal
6	875.9855	-49.72	-52.98	-13.00	39.98	-3.26	RMS	Horizontal

NOTE：NO.5 is the fundamental frequency signal.

Project Information			
ProjectNo:	E202212230509	EUT:	Telematics Box
Channel	128	Band:	850
Mode:	GSM	Voltage:	DC24V
Environment:	Temp:25.6℃;Humi:54%RH	Engineer:	Zhang Zishan
SN:	E202212230509-0006	Remark:	/
Date:	2023-02-10 16:27:52		

Test Graph

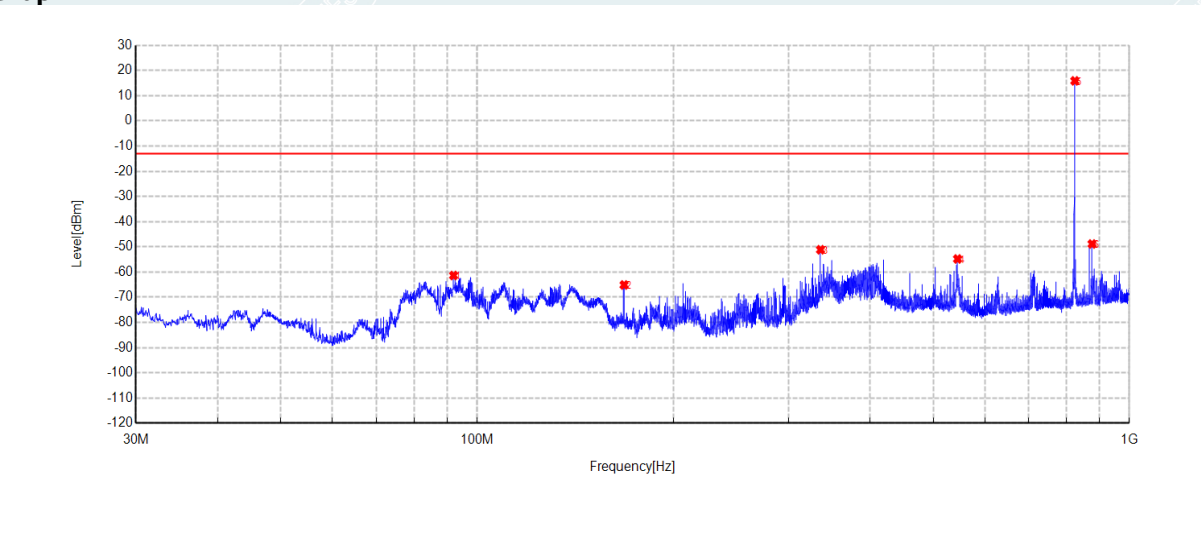

Suspected Data List

NO.	Freq. [MHz]	Reading [dBm]	Level [dBm]	Limit [dBm]	Margin [dB]	Factor [dB]	Detector	Polarity
1	92.0315	-45.73	-61.37	-13.00	48.37	-15.64	RMS	Vertical
2	167.9825	-49.86	-65.13	-13.00	52.13	-15.27	RMS	Vertical
3	335.9865	-39.36	-51.15	-13.00	38.15	-11.79	RMS	Vertical
4	544.9245	-47.37	-54.80	-13.00	41.80	-7.43	RMS	Vertical
5	824.2845	18.83	15.89	/	/	-2.94	RMS	Vertical
6	876.034	-46.31	-48.86	-13.00	35.86	-2.55	RMS	Vertical

NOTE：NO.5 is the fundamental frequency signal.

Project Information			
ProjectNo:	E202212230509	EUT:	Telematics Box
Channel	190	Band:	850
Mode:	GSM	Voltage:	DC24V
Environment:	Temp:25.6℃;Humi:54%RH	Engineer:	Zhang Zishan
SN:	E202212230509-0006	Remark:	/
Date:	2023-02-10 16:29:30		

Test Graph

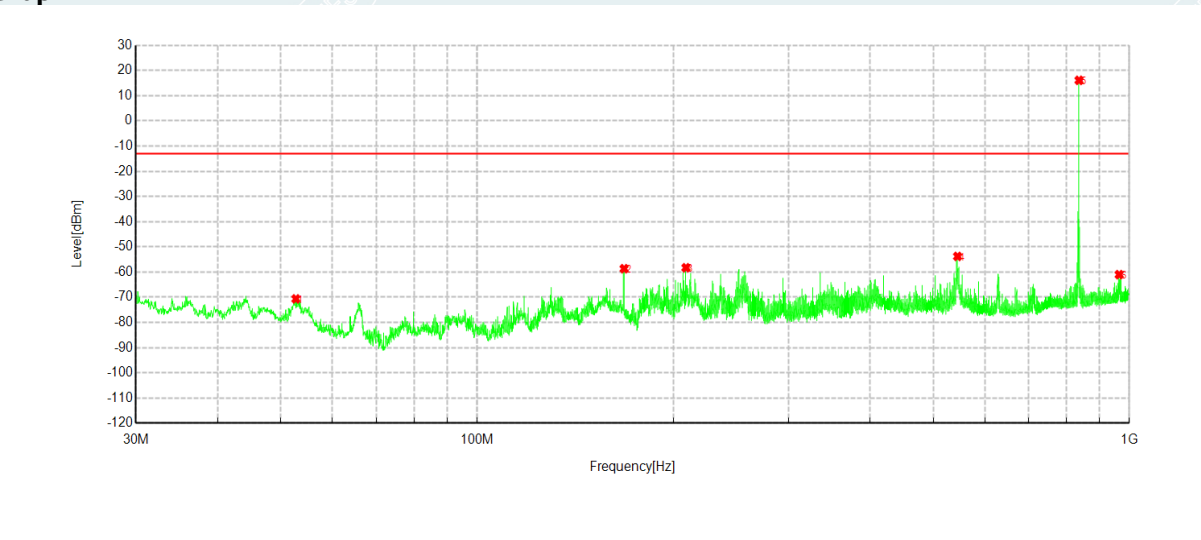

Suspected Data List

NO.	Freq. [MHz]	Reading [dBm]	Level [dBm]	Limit [dBm]	Margin [dB]	Factor [dB]	Detector	Polarity
1	52.7465	-56.79	-70.65	-13.00	57.65	-13.86	RMS	Horizontal
2	167.9825	-42.15	-58.68	-13.00	45.68	-16.53	RMS	Horizontal
3	208.965	-42.67	-58.30	-13.00	45.30	-15.63	RMS	Horizontal
4	544.973	-46.11	-53.79	-13.00	40.79	-7.68	RMS	Horizontal
5	836.6035	18.95	16.10	/	/	-2.85	RMS	Horizontal
6	963.916	-59.18	-61.03	-13.00	48.03	-1.85	RMS	Horizontal

NOTE：NO.5 is the fundamental frequency signal.

Project Information			
ProjectNo:	E202212230509	EUT:	Telematics Box
Channel	190	Band:	850
Mode:	GSM	Voltage:	DC24V
Environment:	Temp:25.6℃;Humi:54%RH	Engineer:	Zhang Zishan
SN:	E202212230509-0006	Remark:	/
Date:	2023-02-10 16:30:16		

Test Graph

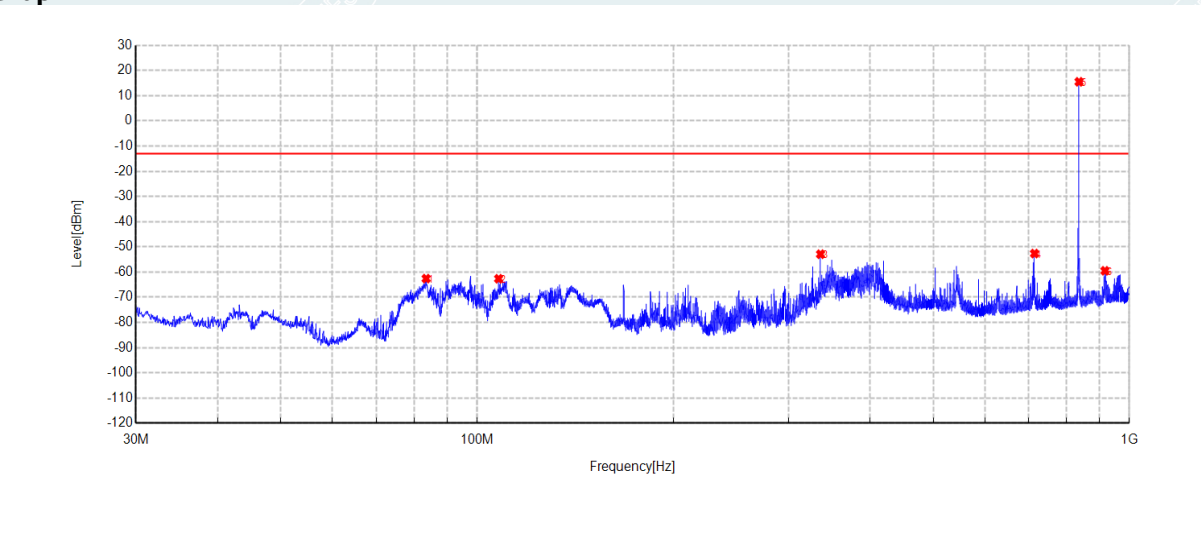

Suspected Data List

NO.	Freq. [MHz]	Reading [dBm]	Level [dBm]	Limit [dBm]	Margin [dB]	Factor [dB]	Detector	Polarity
1	83.544	-42.78	-62.60	-13.00	49.60	-19.82	RMS	Vertical
2	107.891	-50.69	-62.66	-13.00	49.66	-11.97	RMS	Vertical
3	335.9865	-41.12	-52.91	-13.00	39.91	-11.79	RMS	Vertical
4	715.014	-47.69	-52.66	-13.00	39.66	-4.97	RMS	Vertical
5	836.652	18.74	15.51	/	/	-3.23	RMS	Vertical
6	916.774	-57.10	-59.50	-13.00	46.50	-2.40	RMS	Vertical

NOTE：NO.5 is the fundamental frequency signal.

Project Information			
ProjectNo:	E202212230509	EUT:	Telematics Box
Channel	251	Band:	850
Mode:	GSM	Voltage:	DC24V
Environment:	Temp:25.6℃;Humi:54%RH	Engineer:	Zhang Zishan
SN:	E202212230509-0010	Remark:	/
Date:	2023-02-10 16:32:01		

Test Graph

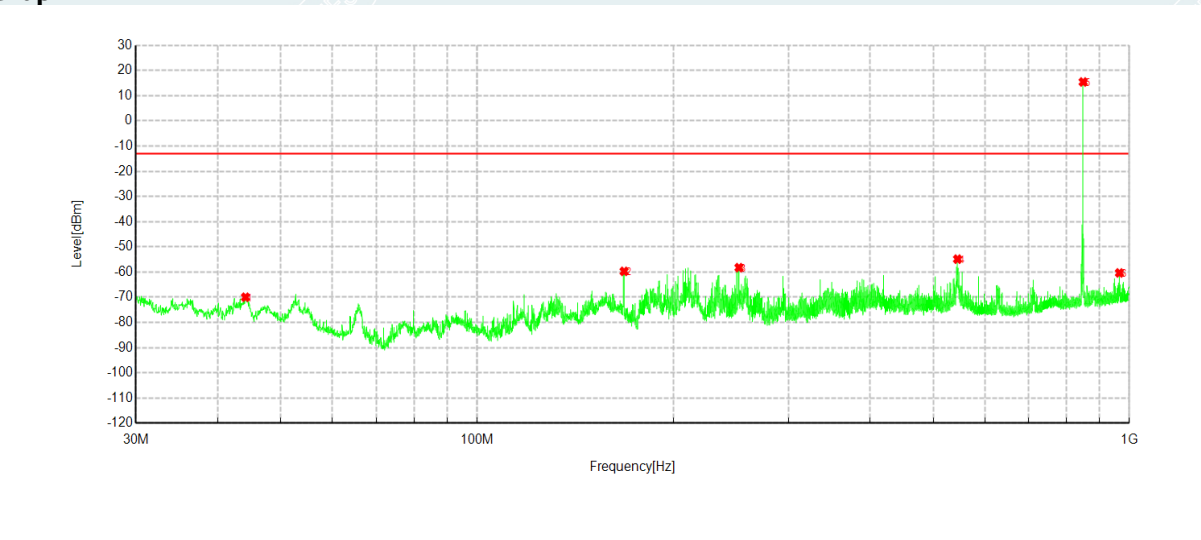

Suspected Data List

NO.	Freq. [MHz]	Reading [dBm]	Level [dBm]	Limit [dBm]	Margin [dB]	Factor [dB]	Detector	Polarity
1	44.162	-57.36	-70.00	-13.00	57.00	-12.64	RMS	Horizontal
2	167.9825	-43.20	-59.73	-13.00	46.73	-16.53	RMS	Horizontal
3	251.9845	-45.08	-58.26	-13.00	45.26	-13.18	RMS	Horizontal
4	544.9245	-47.20	-54.88	-13.00	41.88	-7.68	RMS	Horizontal
5	848.874	18.64	15.45	/	/	-3.19	RMS	Horizontal
6	964.886	-58.49	-60.35	-13.00	47.35	-1.86	RMS	Horizontal

NOTE：NO.5 is the fundamental frequency signal.

Project Information			
ProjectNo:	E202212230509	EUT:	Telematics Box
Channel	251	Band:	850
Mode:	GSM	Voltage:	DC24V
Environment:	Temp:25.6℃;Humi:54%RH	Engineer:	Zhang Zishan
SN:	E202212230509-0006	Remark:	/
Date:	2023-02-10 16:32:47		

Test Graph

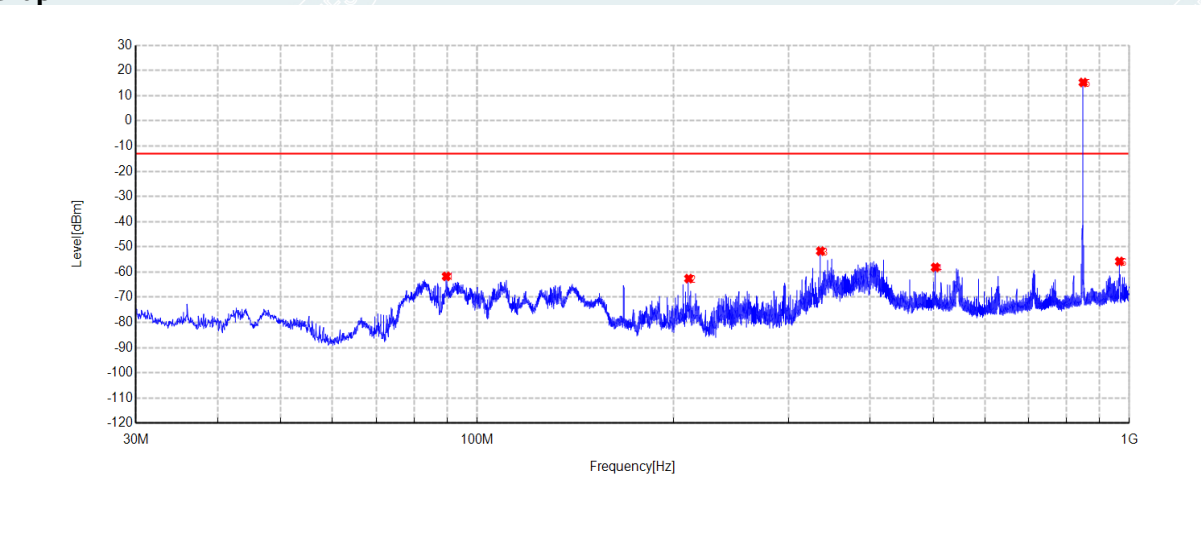

Suspected Data List

NO.	Freq. [MHz]	Reading [dBm]	Level [dBm]	Limit [dBm]	Margin [dB]	Factor [dB]	Detector	Polarity
1	89.7035	-45.64	-61.71	-13.00	48.71	-16.07	RMS	Vertical
2	211.002	-43.84	-62.60	-13.00	49.60	-18.76	RMS	Vertical
3	335.9865	-39.90	-51.69	-13.00	38.69	-11.79	RMS	Vertical
4	503.9905	-48.38	-58.13	-13.00	45.13	-9.75	RMS	Vertical
5	848.8255	18.51	15.25	/	/	-3.26	RMS	Vertical
6	965.08	-53.66	-55.77	-13.00	42.77	-2.11	RMS	Vertical

NOTE：NO.5 is the fundamental frequency signal.

Project Information			
ProjectNo:	E202212230509	EUT:	Telematics Box
Channel	190	Band:	850
Mode:	GSM	Voltage:	DC24V
Environment:	Temp:25.6℃;Humi:54%RH	Engineer:	Zhang Zishan
SN:	E202212230509-0006	Remark:	/
Date:	2023-02-09 11:44:22		

Test Graph

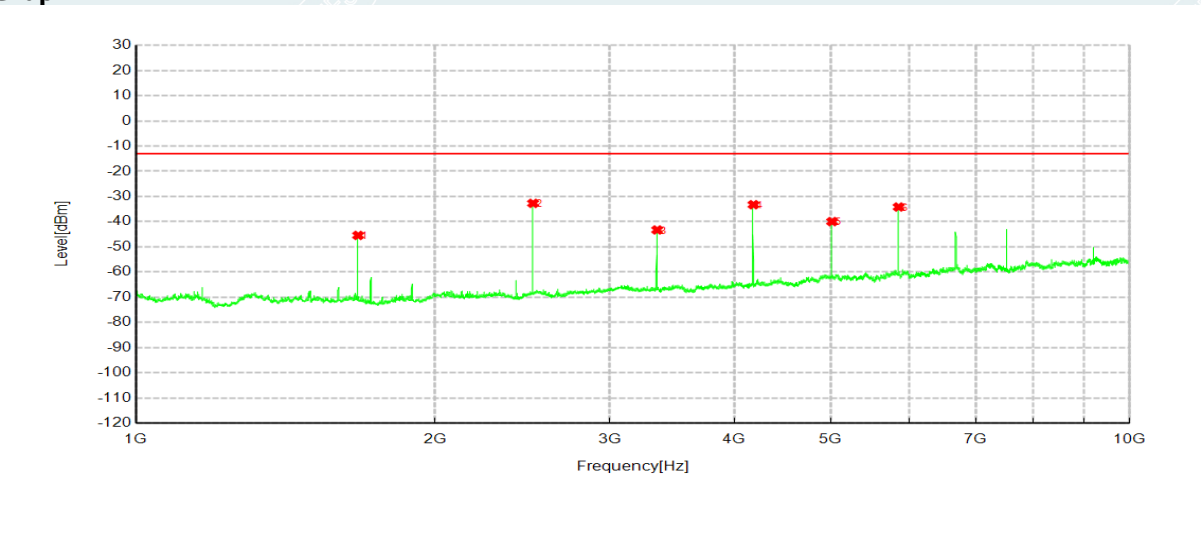

Suspected Data List

NO.	Freq. [MHz]	Reading [dBm]	Level [dBm]	Limit [dBm]	Margin [dB]	Factor [dB]	Detector	Polarity
1	1673.2	-32.33	-45.46	-13.00	32.46	-13.13	RMS	Horizontal
2	2509.75	-23.43	-32.74	-13.00	19.74	-9.31	RMS	Horizontal
3	3346.3	-36.06	-43.29	-13.00	30.29	-7.23	RMS	Horizontal
4	4183.3	-28.76	-33.27	-13.00	20.27	-4.51	RMS	Horizontal
5	5019.4	-39.60	-39.98	-13.00	26.98	-0.38	RMS	Horizontal
6	5856.4	-35.87	-34.19	-13.00	21.19	1.68	RMS	Horizontal

Project Information			
ProjectNo:	E202212230509	EUT:	Telematics Box
Channel	190	Band:	850
Mode:	GSM	Voltage:	DC24V
Environment:	Temp:25.6℃;Humi:54%RH	Engineer:	Zhang Zishan
SN:	E202212230509-0006	Remark:	/
Date:	2023-02-09 11:45:09		

Test Graph

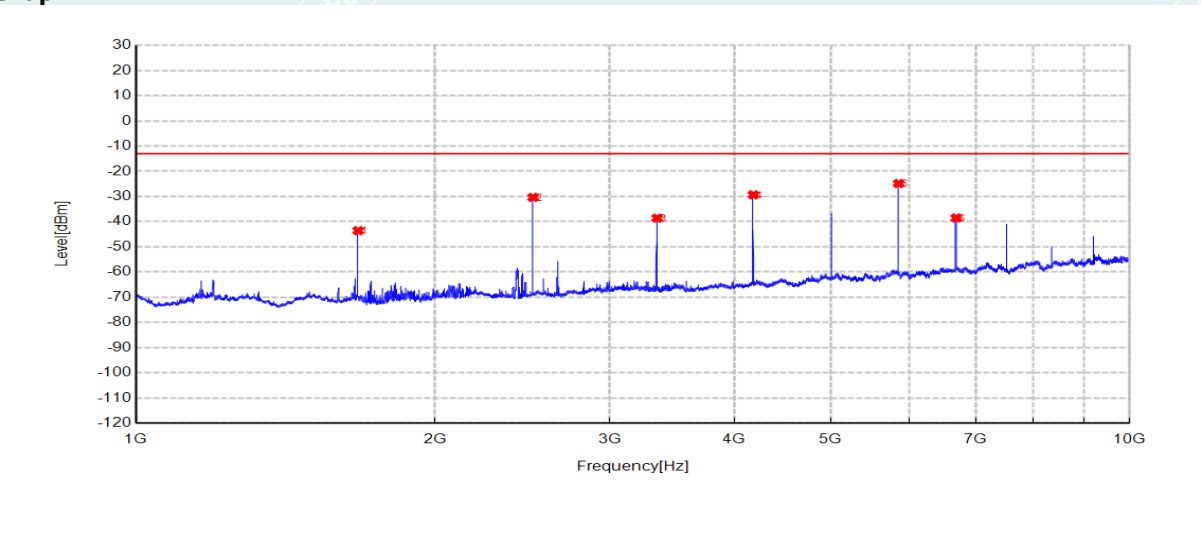

Suspected Data List

NO.	Freq. [MHz]	Reading [dBm]	Level [dBm]	Limit [dBm]	Margin [dB]	Factor [dB]	Detector	Polarity
1	1673.2	-30.06	-43.58	-13.00	30.58	-13.52	RMS	Vertical
2	2509.75	-20.58	-30.37	-13.00	17.37	-9.79	RMS	Vertical
3	3346.3	-31.21	-38.61	-13.00	25.61	-7.40	RMS	Vertical
4	4182.85	-25.31	-29.35	-13.00	16.35	-4.04	RMS	Vertical
5	5856.4	-26.69	-24.85	-13.00	11.85	1.84	RMS	Vertical
6	6692.5	-43.07	-38.52	-13.00	25.52	4.55	RMS	Vertical

Project Information			
ProjectNo:	E202212230509	EUT:	Telematics Box
Channel	128	Band:	850
Mode:	GSM	Voltage:	DC24V
Environment:	Temp:25.6℃;Humi:54%RH	Engineer:	Zhang Zishan
SN:	E202212230509-0006	Remark:	/
Date:	2023-02-09 11:47:09		

Test Graph

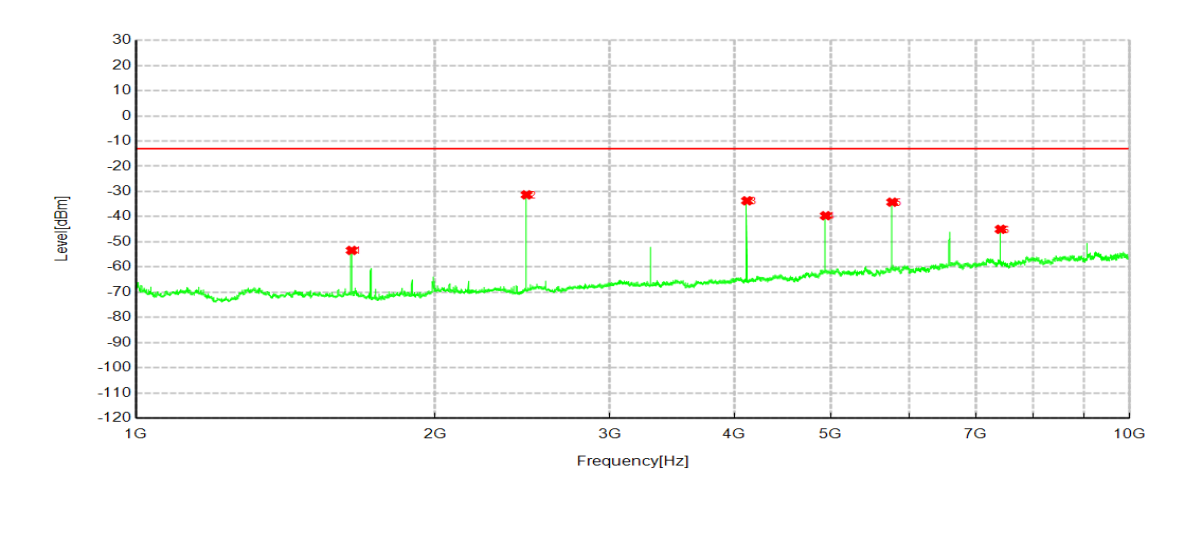

Suspected Data List								
NO.	Freq. [MHz]	Reading [dBm]	Level [dBm]	Limit [dBm]	Margin [dB]	Factor [dB]	Detector	Polarity
1	1648.45	-40.63	-53.41	-13.00	40.41	-12.78	RMS	Horizontal
2	2472.4	-21.01	-31.34	-13.00	18.34	-10.33	RMS	Horizontal
3	4121.2	-28.51	-33.71	-13.00	20.71	-5.20	RMS	Horizontal
4	4945.15	-38.84	-39.63	-13.00	26.63	-0.79	RMS	Horizontal
5	5769.55	-36.00	-34.25	-13.00	21.25	1.75	RMS	Horizontal
6	7417.9	-51.61	-45.02	-13.00	32.02	6.59	RMS	Horizontal

Project Information			
ProjectNo:	E202212230509	EUT:	Telematics Box
Channel	128	Band:	850
Mode:	GSM	Voltage:	DC24V
Environment:	Temp:25.6℃;Humi:54%RH	Engineer:	Zhang Zishan
SN:	E202212230509-0006	Remark:	/
Date:	2023-02-09 11:47:54		

Test Graph

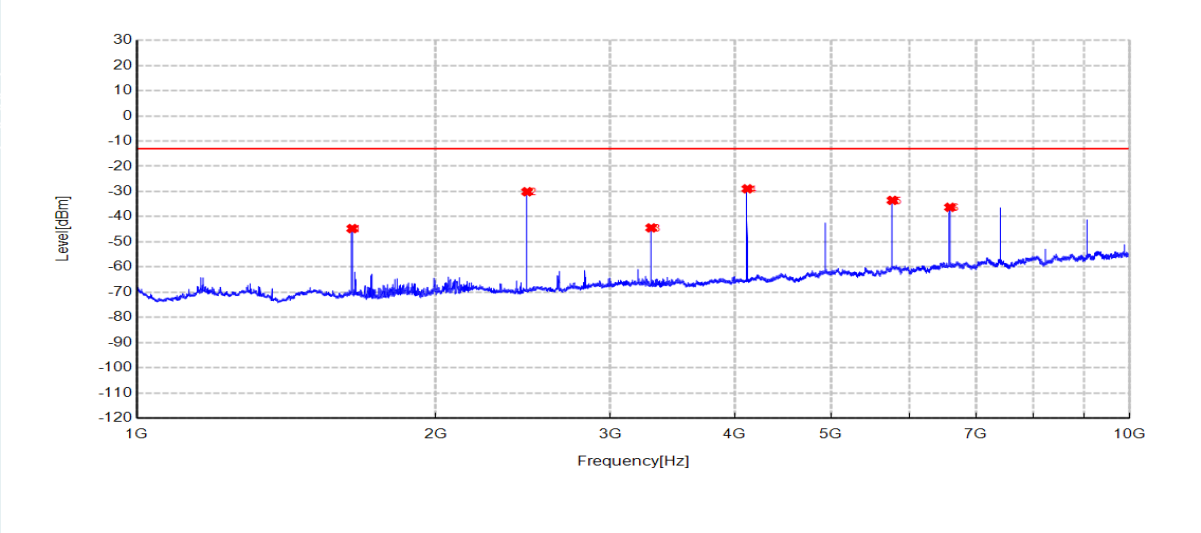

Suspected Data List								
NO.	Freq. [MHz]	Reading [dBm]	Level [dBm]	Limit [dBm]	Margin [dB]	Factor [dB]	Detector	Polarity
1	1648	-31.65	-44.74	-13.00	31.74	-13.09	RMS	Vertical
2	2472.4	-19.52	-30.11	-13.00	17.11	-10.59	RMS	Vertical
3	3296.8	-36.69	-44.46	-13.00	31.46	-7.77	RMS	Vertical
4	4120.75	-23.82	-28.95	-13.00	15.95	-5.13	RMS	Vertical
5	5769.55	-35.53	-33.53	-13.00	20.53	2.00	RMS	Vertical
6	6593.95	-39.84	-36.30	-13.00	23.30	3.54	RMS	Vertical

Project Information			
ProjectNo:	E202212230509	EUT:	Telematics Box
Channel	251	Band:	850
Mode:	GSM	Voltage:	DC24V
Environment:	Temp:25.6℃;Humi:54%RH	Engineer:	Zhang Zishan
SN:	E202212230509-0006	Remark:	/
Date:	2023-02-09 11:50:06		

Test Graph

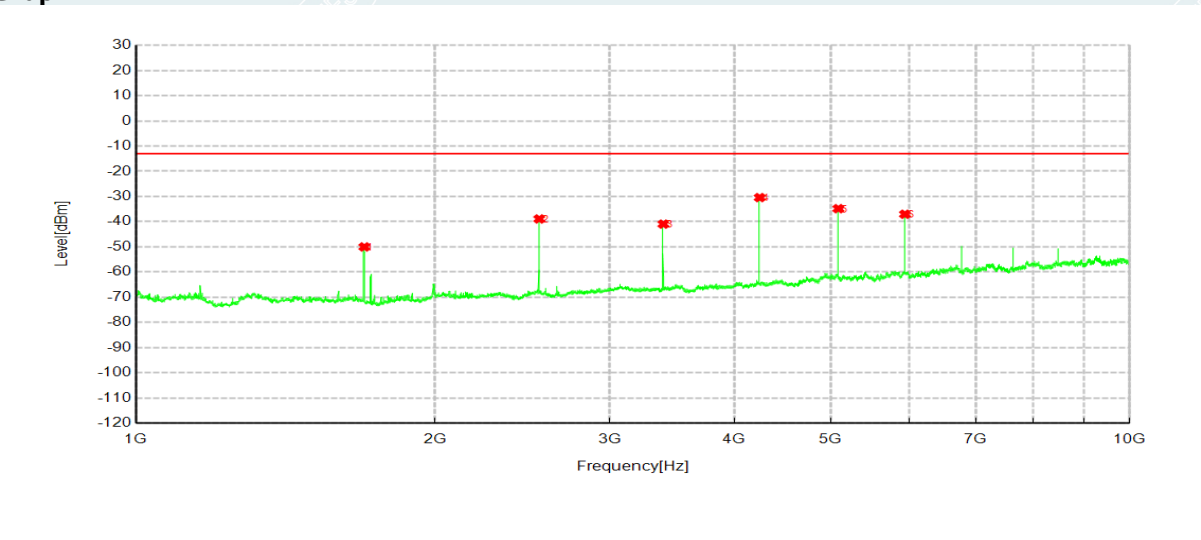

Suspected Data List

NO.	Freq. [MHz]	Reading [dBm]	Level [dBm]	Limit [dBm]	Margin [dB]	Factor [dB]	Detector	Polarity
1	1697.5	-36.53	-50.03	-13.00	37.03	-13.50	RMS	Horizontal
2	2546.2	-30.09	-38.93	-13.00	25.93	-8.84	RMS	Horizontal
3	3394.9	-33.91	-40.97	-13.00	27.97	-7.06	RMS	Horizontal
4	4244.05	-26.72	-30.45	-13.00	17.45	-3.73	RMS	Horizontal
5	5092.75	-34.43	-34.85	-13.00	21.85	-0.42	RMS	Horizontal
6	5942.35	-39.32	-37.05	-13.00	24.05	2.27	RMS	Horizontal

Project Information			
ProjectNo:	E202212230509	EUT:	Telematics Box
Channel	251	Band:	850
Mode:	GSM	Voltage:	DC24V
Environment:	Temp:25.6℃;Humi:54%RH	Engineer:	Zhang Zishan
SN:	E202212230509-0006	Remark:	/
Date:	2023-02-09 11:50:51		

Test Graph

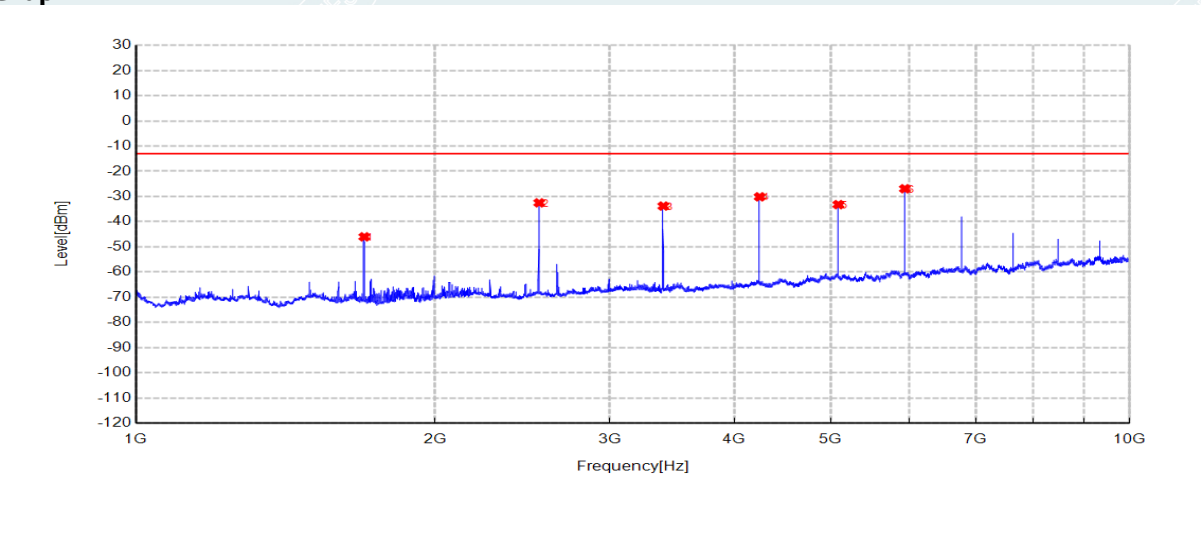

Suspected Data List

NO.	Freq. [MHz]	Reading [dBm]	Level [dBm]	Limit [dBm]	Margin [dB]	Factor [dB]	Detector	Polarity
1	1697.5	-32.03	-46.03	-13.00	33.03	-14.00	RMS	Vertical
2	2546.2	-23.43	-32.54	-13.00	19.54	-9.11	RMS	Vertical
3	3394.9	-26.45	-33.82	-13.00	20.82	-7.37	RMS	Vertical
4	4244.05	-26.68	-30.15	-13.00	17.15	-3.47	RMS	Vertical
5	5092.75	-33.07	-33.24	-13.00	20.24	-0.17	RMS	Vertical
6	5941.9	-28.93	-26.95	-13.00	13.95	1.98	RMS	Vertical

Project Information			
ProjectNo:	E202212230509	EUT:	Telematics Box
Channel	512	Band:	1900
Mode:	GSM	Voltage:	DC24V
Environment:	Temp:25.6℃;Humi:54%RH	Engineer:	Zhang Zishan
SN:	E202212230509-0006	Remark:	/
Date:	2023-02-10 16:41:54		

Test Graph

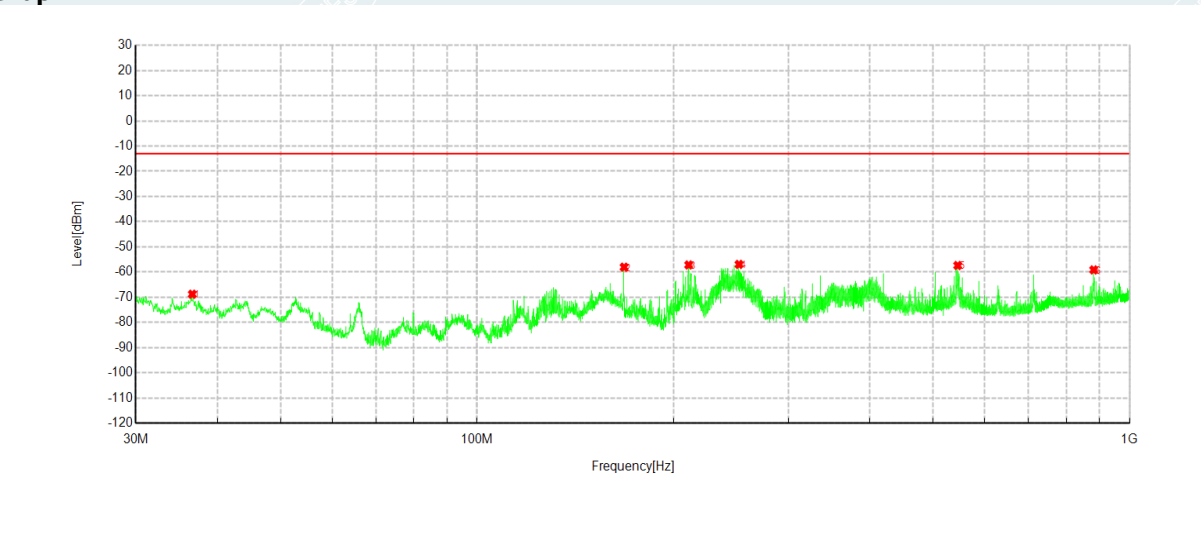

Suspected Data List

NO.	Freq. [MHz]	Reading [dBm]	Level [dBm]	Limit [dBm]	Margin [dB]	Factor [dB]	Detector	Polarity
1	36.596	-57.08	-68.80	-13.00	55.80	-11.72	RMS	Horizontal
2	167.9825	-41.53	-58.06	-13.00	45.06	-16.53	RMS	Horizontal
3	211.002	-41.79	-57.18	-13.00	44.18	-15.39	RMS	Horizontal
4	251.9845	-43.79	-56.97	-13.00	43.97	-13.18	RMS	Horizontal
5	545.2155	-49.72	-57.40	-13.00	44.40	-7.68	RMS	Horizontal
6	880.981	-55.97	-59.15	-13.00	46.15	-3.18	RMS	Horizontal

Project Information			
ProjectNo:	E202212230509	EUT:	Telematics Box
Channel	512	Band:	1900
Mode:	GSM	Voltage:	DC24V
Environment:	Temp:25.6℃;Humi:54%RH	Engineer:	Zhang Zishan
SN:	E202212230509-0006	Remark:	/
Date:	2023-02-10 16:42:40		

Test Graph

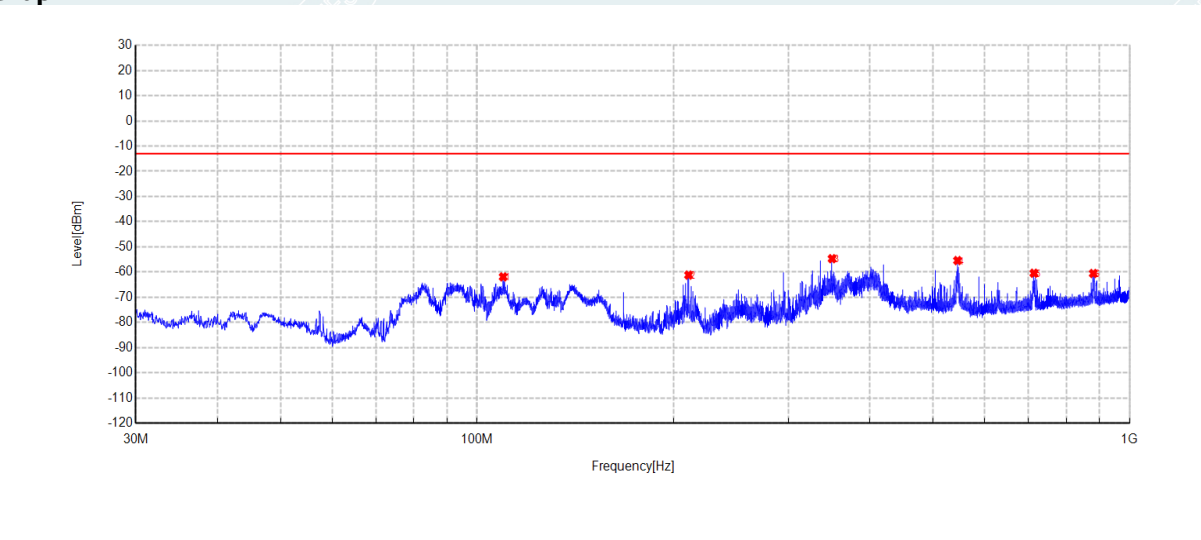

Suspected Data List

NO.	Freq. [MHz]	Reading [dBm]	Level [dBm]	Limit [dBm]	Margin [dB]	Factor [dB]	Detector	Polarity
1	109.637	-50.54	-61.92	-13.00	48.92	-11.38	RMS	Vertical
2	210.9535	-42.45	-61.21	-13.00	48.21	-18.76	RMS	Vertical
3	350.003	-42.58	-54.70	-13.00	41.70	-12.12	RMS	Vertical
4	544.973	-48.01	-55.44	-13.00	42.44	-7.43	RMS	Vertical
5	713.5105	-55.48	-60.47	-13.00	47.47	-4.99	RMS	Vertical
6	879.7685	-58.15	-60.56	-13.00	47.56	-2.41	RMS	Vertical

Project Information			
ProjectNo:	E202212230509	EUT:	Telematics Box
Channel	661	Band:	1900
Mode:	GSM	Voltage:	DC24V
Environment:	Temp:25.6℃;Humi:54%RH	Engineer:	Zhang Zishan
SN:	E202212230509-0006	Remark:	/
Date:	2023-02-10 16:46:16		

Test Graph

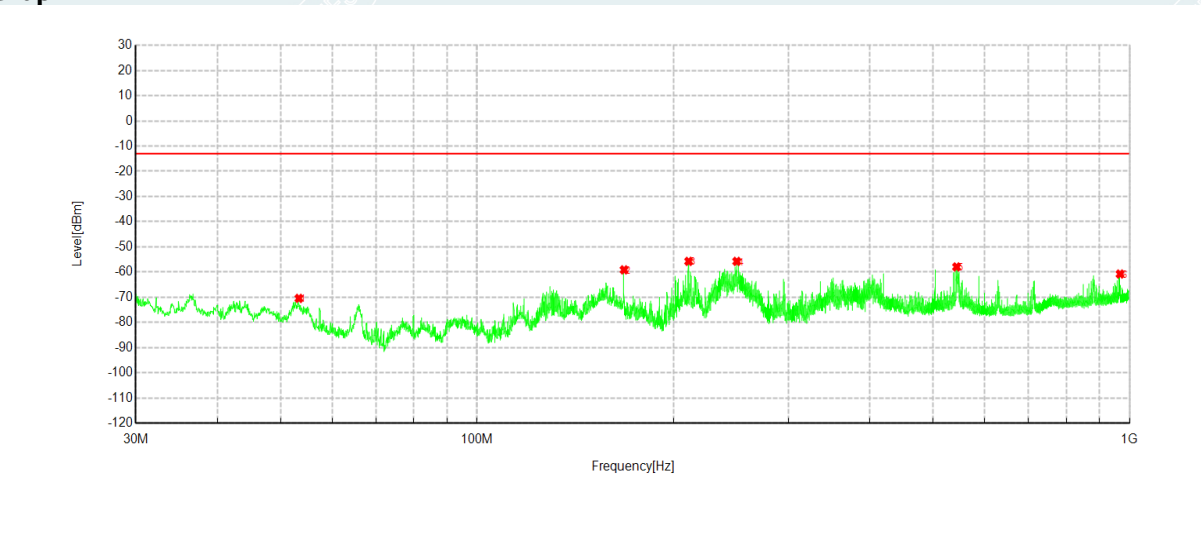

Suspected Data List

NO.	Freq. [MHz]	Reading [dBm]	Level [dBm]	Limit [dBm]	Margin [dB]	Factor [dB]	Detector	Polarity
1	53.3285	-56.60	-70.46	-13.00	57.46	-13.86	RMS	Horizontal
2	167.9825	-42.61	-59.14	-13.00	46.14	-16.53	RMS	Horizontal
3	211.002	-40.36	-55.75	-13.00	42.75	-15.39	RMS	Horizontal
4	249.996	-42.76	-55.77	-13.00	42.77	-13.01	RMS	Horizontal
5	543.0815	-50.31	-57.96	-13.00	44.96	-7.65	RMS	Horizontal
6	967.02	-58.90	-60.79	-13.00	47.79	-1.89	RMS	Horizontal

Project Information			
ProjectNo:	E202212230509	EUT:	Telematics Box
Channel	661	Band:	1900
Mode:	GSM	Voltage:	DC24V
Environment:	Temp:25.6℃;Humi:54%RH	Engineer:	Zhang Zishan
SN:	E202212230509-0006	Remark:	/
Date:	2023-02-10 16:47:02		

Test Graph

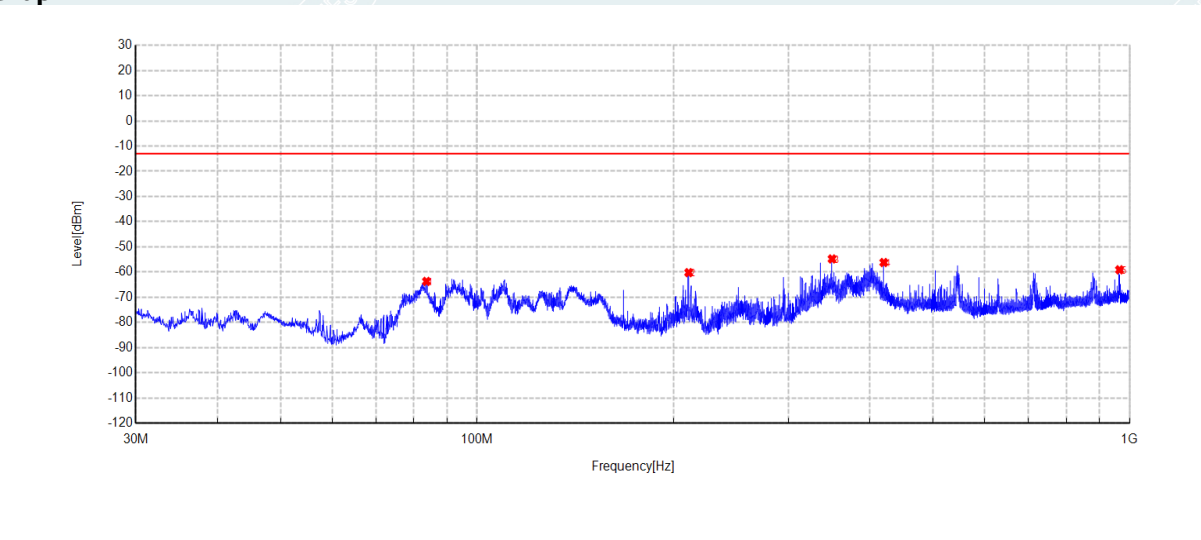

Suspected Data List

NO.	Freq. [MHz]	Reading [dBm]	Level [dBm]	Limit [dBm]	Margin [dB]	Factor [dB]	Detector	Polarity
1	83.641	-43.97	-63.72	-13.00	50.72	-19.75	RMS	Vertical
2	211.002	-41.47	-60.23	-13.00	47.23	-18.76	RMS	Vertical
3	350.003	-42.68	-54.80	-13.00	41.80	-12.12	RMS	Vertical
4	419.9885	-44.49	-56.21	-13.00	43.21	-11.72	RMS	Vertical
5	965.08	-57.00	-59.11	-13.00	46.11	-2.11	RMS	Vertical

Project Information			
ProjectNo:	E202212230509	EUT:	Telematics Box
Channel	810	Band:	1900
Mode:	GSM	Voltage:	DC24V
Environment:	Temp:25.6℃;Humi:54%RH	Engineer:	Zhang Zishan
SN:	E202212230509-0010	Remark:	/
Date:	2023-02-10 16:48:47		

Test Graph

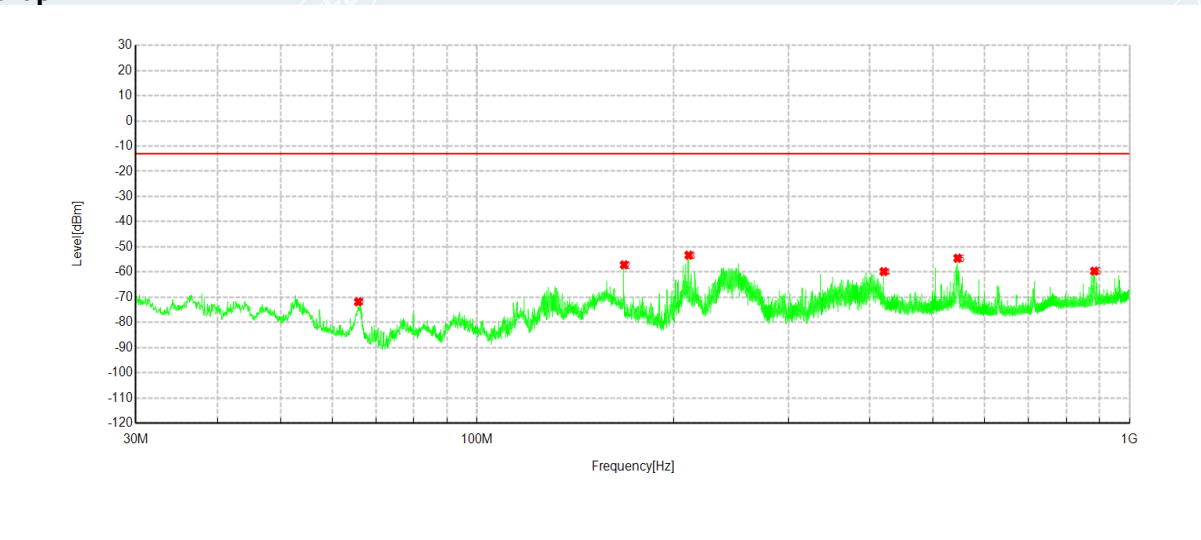

Suspected Data List

NO.	Freq. [MHz]	Reading [dBm]	Level [dBm]	Limit [dBm]	Margin [dB]	Factor [dB]	Detector	Polarity
1	65.7445	-54.56	-71.82	-13.00	58.82	-17.26	RMS	Horizontal
2	167.9825	-40.60	-57.13	-13.00	44.13	-16.53	RMS	Horizontal
3	211.002	-37.92	-53.31	-13.00	40.31	-15.39	RMS	Horizontal
4	419.9885	-49.11	-59.83	-13.00	46.83	-10.72	RMS	Horizontal
5	545.0215	-46.82	-54.50	-13.00	41.50	-7.68	RMS	Horizontal
6	883.018	-56.52	-59.64	-13.00	46.64	-3.12	RMS	Horizontal

Project Information			
ProjectNo:	E202212230509	EUT:	Telematics Box
Channel	810	Band:	1900
Mode:	GSM	Voltage:	DC24V
Environment:	Temp:25.6℃;Humi:54%RH	Engineer:	Zhang Zishan
SN:	E202212230509-0006	Remark:	/
Date:	2023-02-10 16:49:33		

Test Graph

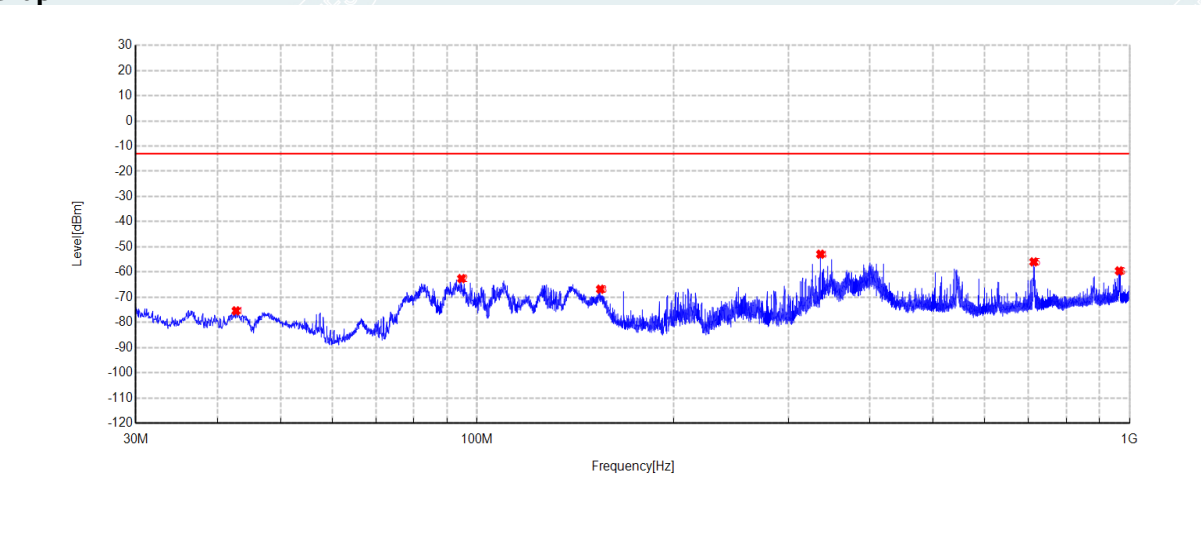

Suspected Data List

NO.	Freq. [MHz]	Reading [dBm]	Level [dBm]	Limit [dBm]	Margin [dB]	Factor [dB]	Detector	Polarity
1	42.707	-54.60	-75.40	-13.00	62.40	-20.80	RMS	Vertical
2	94.6505	-47.30	-62.62	-13.00	49.62	-15.32	RMS	Vertical
3	154.4995	-52.10	-66.83	-13.00	53.83	-14.73	RMS	Vertical
4	335.9865	-41.13	-52.92	-13.00	39.92	-11.79	RMS	Vertical
5	712.977	-50.97	-55.97	-13.00	42.97	-5.00	RMS	Vertical
6	964.013	-57.47	-59.54	-13.00	46.54	-2.07	RMS	Vertical

Project Information			
ProjectNo:	E202212230509	EUT:	Telematics Box
Channel	512	Band:	1900
Mode:	GSM	Voltage:	DC24V
Environment:	Temp:25.6℃;Humi:54%RH	Engineer:	Zhang Zishan
SN:	E202212230509-0006	Remark:	/
Date:	2023-02-10 09:38:34		

Test Graph

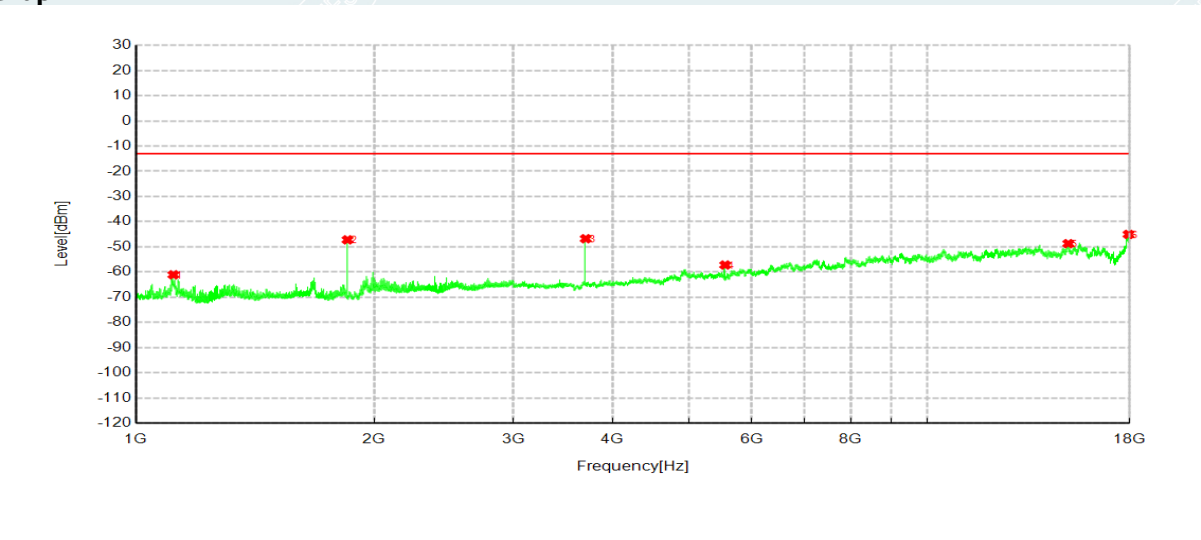

Suspected Data List

NO.	Freq. [MHz]	Reading [dBm]	Level [dBm]	Limit [dBm]	Margin [dB]	Factor [dB]	Detector	Polarity
1	1114.8	-47.74	-61.09	-13.00	48.09	-13.35	RMS	Horizontal
2	1850.2	-36.46	-47.22	-13.00	34.22	-10.76	RMS	Horizontal
3	3699.75	-42.03	-46.78	-13.00	33.78	-4.75	RMS	Horizontal
4	5550.75	-56.25	-57.21	-13.00	44.21	-0.96	RMS	Horizontal
5	15063.75	-69.38	-48.73	-13.00	35.73	20.65	RMS	Horizontal
6	17950.5	-69.12	-45.05	-13.00	32.05	24.07	RMS	Horizontal

Project Information			
ProjectNo:	E202212230509	EUT:	Telematics Box
Channel	512	Band:	1900
Mode:	GSM	Voltage:	DC24V
Environment:	Temp:25.6℃;Humi:54%RH	Engineer:	Zhang Zishan
SN:	E202212230509-0006	Remark:	/
Date:	2023-02-10 09:40:03		

Test Graph

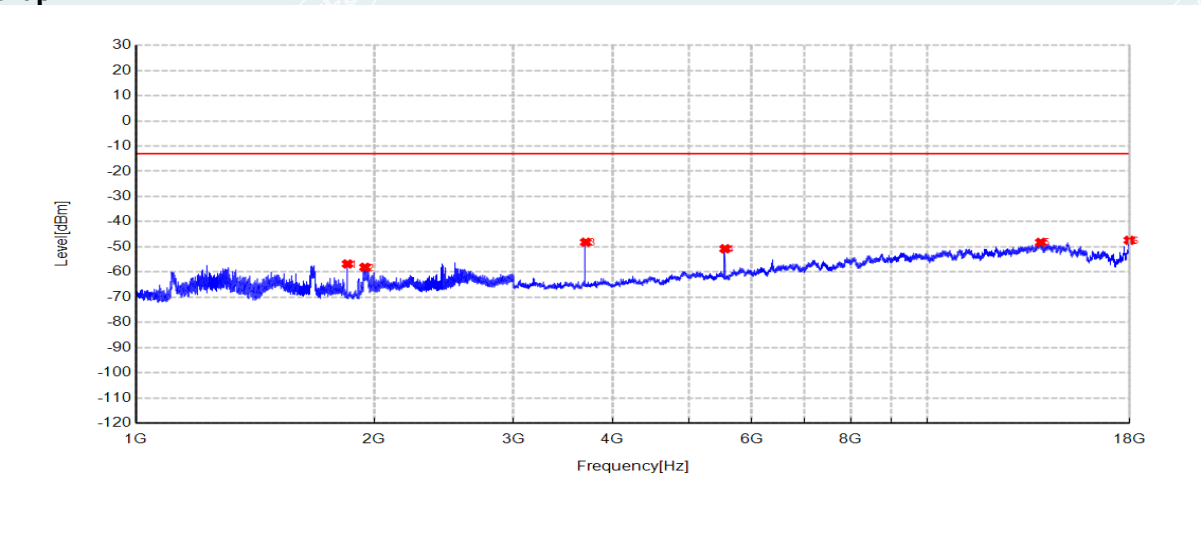

Suspected Data List

NO.	Freq. [MHz]	Reading [dBm]	Level [dBm]	Limit [dBm]	Margin [dB]	Factor [dB]	Detector	Polarity
1	1850.3	-46.06	-56.79	-13.00	43.79	-10.73	RMS	Vertical
2	1946.8	-47.34	-58.11	-13.00	45.11	-10.77	RMS	Vertical
3	3700.5	-42.92	-48.16	-13.00	35.16	-5.24	RMS	Vertical
4	5550	-49.86	-50.77	-13.00	37.77	-0.91	RMS	Vertical
5	13905.75	-70.61	-48.21	-13.00	35.21	22.40	RMS	Vertical
6	17995.5	-69.72	-47.39	-13.00	34.39	22.33	RMS	Vertical

Project Information			
ProjectNo:	E202212230509	EUT:	Telematics Box
Channel	661	Band:	1900
Mode:	GSM	Voltage:	DC24V
Environment:	Temp:25.6℃;Humi:54%RH	Engineer:	Zhang Zishan
SN:	E202212230509-0006	Remark:	/
Date:	2023-02-10 09:44:49		

Test Graph

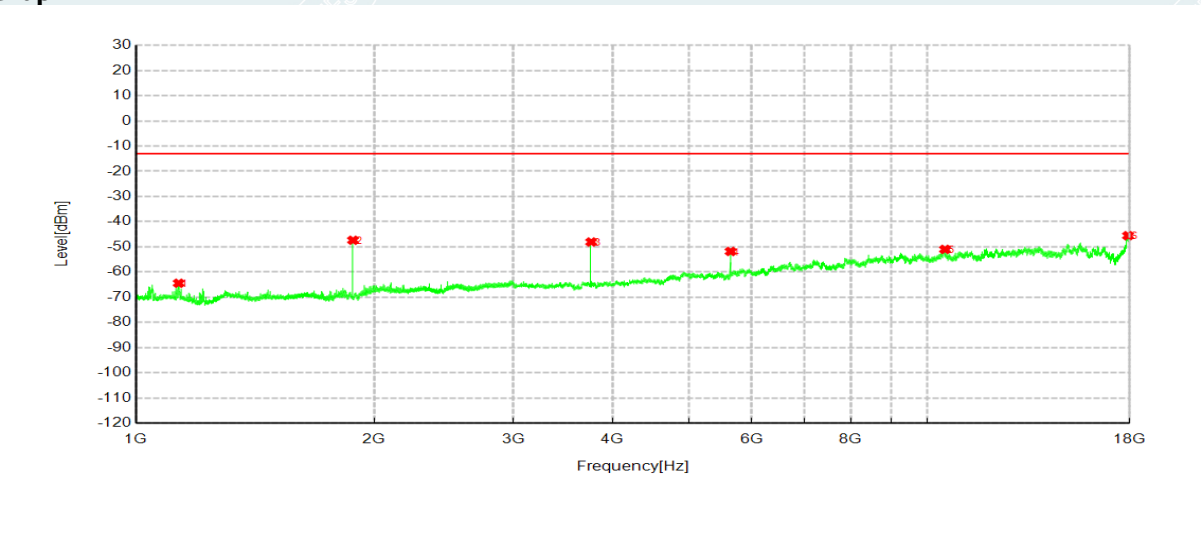

Suspected Data List

NO.	Freq. [MHz]	Reading [dBm]	Level [dBm]	Limit [dBm]	Margin [dB]	Factor [dB]	Detector	Polarity
1	1132.1	-50.96	-64.44	-13.00	51.44	-13.48	RMS	Horizontal
2	1880	-36.47	-47.39	-13.00	34.39	-10.92	RMS	Horizontal
3	3759.75	-42.56	-48.07	-13.00	35.07	-5.51	RMS	Horizontal
4	5640	-52.23	-51.83	-13.00	38.83	0.40	RMS	Horizontal
5	10523.25	-66.48	-51.01	-13.00	38.01	15.47	RMS	Horizontal
6	17925	-69.14	-45.58	-13.00	32.58	23.56	RMS	Horizontal

Project Information			
ProjectNo:	E202212230509	EUT:	Telematics Box
Channel	661	Band:	1900
Mode:	GSM	Voltage:	DC24V
Environment:	Temp:25.6℃;Humi:54%RH	Engineer:	Zhang Zishan
SN:	E202212230509-0006	Remark:	/
Date:	2023-02-10 09:46:17		

Test Graph

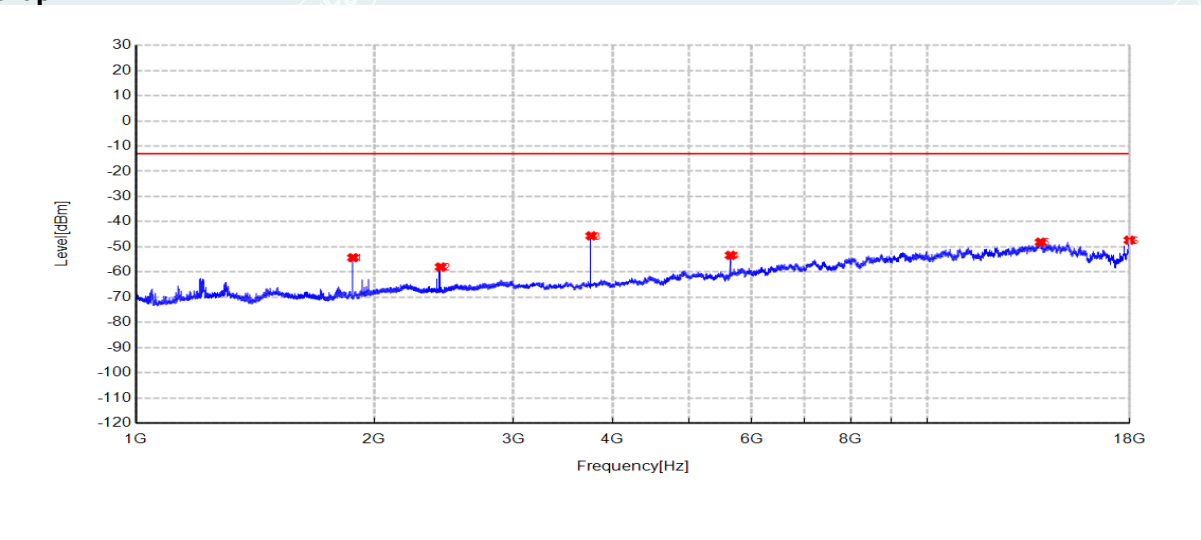

Suspected Data List

NO.	Freq. [MHz]	Reading [dBm]	Level [dBm]	Limit [dBm]	Margin [dB]	Factor [dB]	Detector	Polarity
1	1880	-43.63	-54.31	-13.00	41.31	-10.68	RMS	Vertical
2	2426.1	-48.90	-58.01	-13.00	45.01	-9.11	RMS	Vertical
3	3759.75	-39.97	-45.64	-13.00	32.64	-5.67	RMS	Vertical
4	5640	-53.67	-53.37	-13.00	40.37	0.30	RMS	Vertical
5	13896	-70.56	-48.15	-13.00	35.15	22.41	RMS	Vertical
6	17999.25	-70.02	-47.34	-13.00	34.34	22.68	RMS	Vertical

Project Information			
ProjectNo:	E202212230509	EUT:	Telematics Box
Channel	810	Band:	1900
Mode:	GSM	Voltage:	DC24V
Environment:	Temp:25.6℃;Humi:54%RH	Engineer:	Zhang Zishan
SN:	E202212230509-0006	Remark:	/
Date:	2023-02-10 09:49:11		

Test Graph

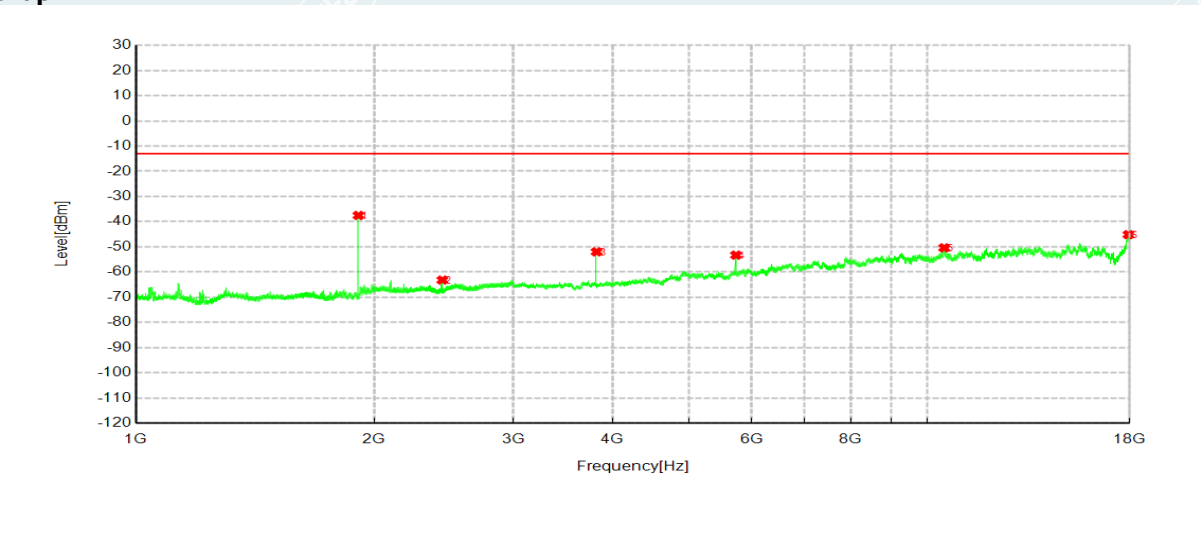

Suspected Data List

NO.	Freq. [MHz]	Reading [dBm]	Level [dBm]	Limit [dBm]	Margin [dB]	Factor [dB]	Detector	Polarity
1	1909.9	-26.58	-37.54	-13.00	24.54	-10.96	RMS	Horizontal
2	2438.1	-53.93	-63.19	-13.00	50.19	-9.26	RMS	Horizontal
3	3819	-46.65	-51.98	-13.00	38.98	-5.33	RMS	Horizontal
4	5729.25	-54.48	-53.29	-13.00	40.29	1.19	RMS	Horizontal
5	10497.75	-66.29	-50.40	-13.00	37.40	15.89	RMS	Horizontal
6	17944.5	-69.12	-45.16	-13.00	32.16	23.96	RMS	Horizontal

Project Information			
ProjectNo:	E202212230509	EUT:	Telematics Box
Channel	810	Band:	1900
Mode:	GSM	Voltage:	DC24V
Environment:	Temp:25.6℃;Humi:54%RH	Engineer:	Zhang Zishan
SN:	E202212230509-0006	Remark:	/
Date:	2023-02-10 09:50:40		

Test Graph

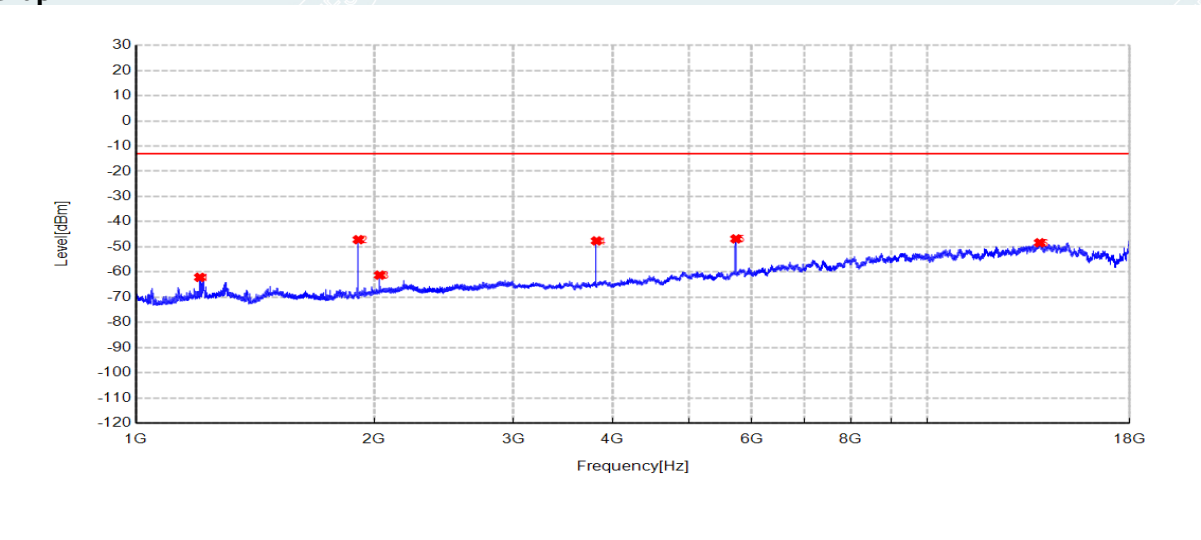

Suspected Data List

NO.	Freq. [MHz]	Reading [dBm]	Level [dBm]	Limit [dBm]	Margin [dB]	Factor [dB]	Detector	Polarity
1	1204.1	-48.92	-62.11	-13.00	49.11	-13.19	RMS	Vertical
2	1909.9	-36.48	-47.16	-13.00	34.16	-10.68	RMS	Vertical
3	2032.1	-51.66	-61.25	-13.00	48.25	-9.59	RMS	Vertical
4	3819	-42.51	-47.64	-13.00	34.64	-5.13	RMS	Vertical
5	5729.25	-48.10	-46.84	-13.00	33.84	1.26	RMS	Vertical
6	13861.5	-70.16	-48.38	-13.00	35.38	21.78	RMS	Vertical

Project Information			
ProjectNo:	E202212230509	EUT:	Telematics Box
Channel	512	Band:	1900
Mode:	GSM	Voltage:	DC24V
Environment:	Temp:25.6℃;Humi:54%RH	Engineer:	Zhang Zishan
SN:	E202212230509-0006	Remark:	/
Date:	2023-02-13 10:33:11		

Test Graph

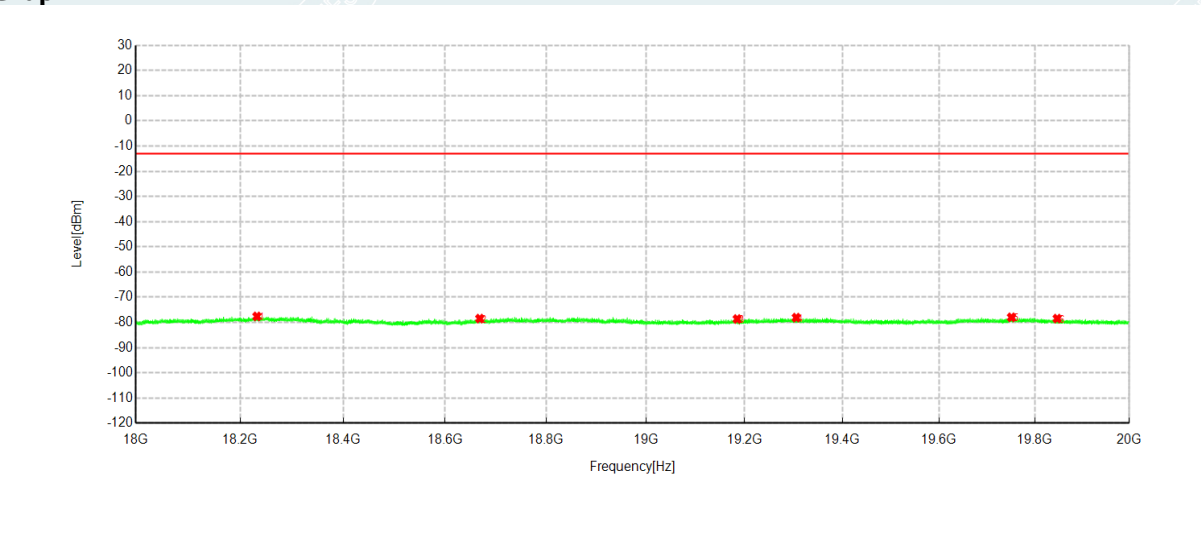

Suspected Data List

NO.	Freq. [MHz]	Reading [dBm]	Level [dBm]	Limit [dBm]	Margin [dB]	Factor [dB]	Detector	Polarity
1	18232.40	-62.52	-77.62	-13.00	64.62	-15.10	RMS	Horizontal
2	18668.34	-62.53	-78.48	-13.00	65.48	-15.95	RMS	Horizontal
3	19185.00	-62.73	-78.65	-13.00	65.65	-15.92	RMS	Horizontal
4	19305.49	-62.30	-78.10	-13.00	65.10	-15.80	RMS	Horizontal
5	19751.11	-62.82	-77.98	-13.00	64.98	-15.16	RMS	Horizontal
6	19847.03	-63.05	-78.47	-13.00	65.47	-15.42	RMS	Horizontal

Project Information			
ProjectNo:	E202212230509	EUT:	Telematics Box
Channel	512	Band:	1900
Mode:	GSM	Voltage:	DC24V
Environment:	Temp:25.6℃;Humi:54%RH	Engineer:	Zhang Zishan
SN:	E202212230509-0006	Remark:	/
Date:	2023-02-13 10:33:57		

Test Graph

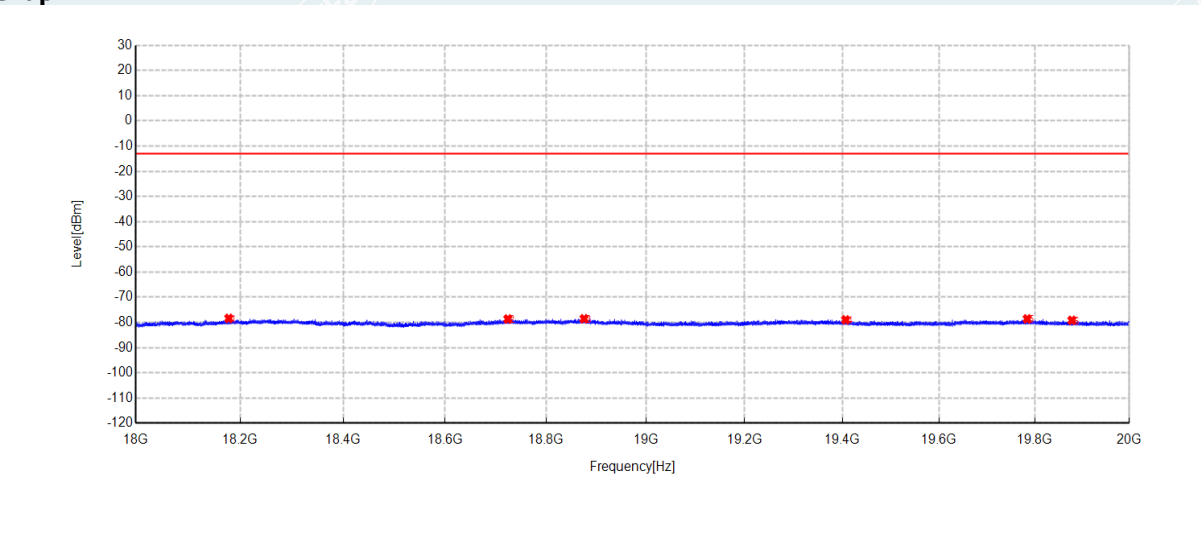

Suspected Data List

NO.	Freq. [MHz]	Reading [dBm]	Level [dBm]	Limit [dBm]	Margin [dB]	Factor [dB]	Detector	Polarity
1	18178.16	-62.01	-78.40	-13.00	65.40	-16.39	RMS	Vertical
2	18724.02	-62.29	-78.65	-13.00	65.65	-16.36	RMS	Vertical
3	18875.95	-61.86	-78.54	-13.00	65.54	-16.68	RMS	Vertical
4	19406.77	-62.33	-78.99	-13.00	65.99	-16.66	RMS	Vertical
5	19784.07	-62.58	-78.60	-13.00	65.60	-16.02	RMS	Vertical
6	19877.99	-62.99	-79.17	-13.00	66.17	-16.18	RMS	Vertical

Project Information			
ProjectNo:	E202212230509	EUT:	Telematics Box
Channel	661	Band:	1900
Mode:	GSM	Voltage:	DC24V
Environment:	Temp:25.6℃;Humi:54%RH	Engineer:	Zhang Zishan
SN:	E202212230509-0006	Remark:	/
Date:	2023-02-13 10:36:41		

Test Graph

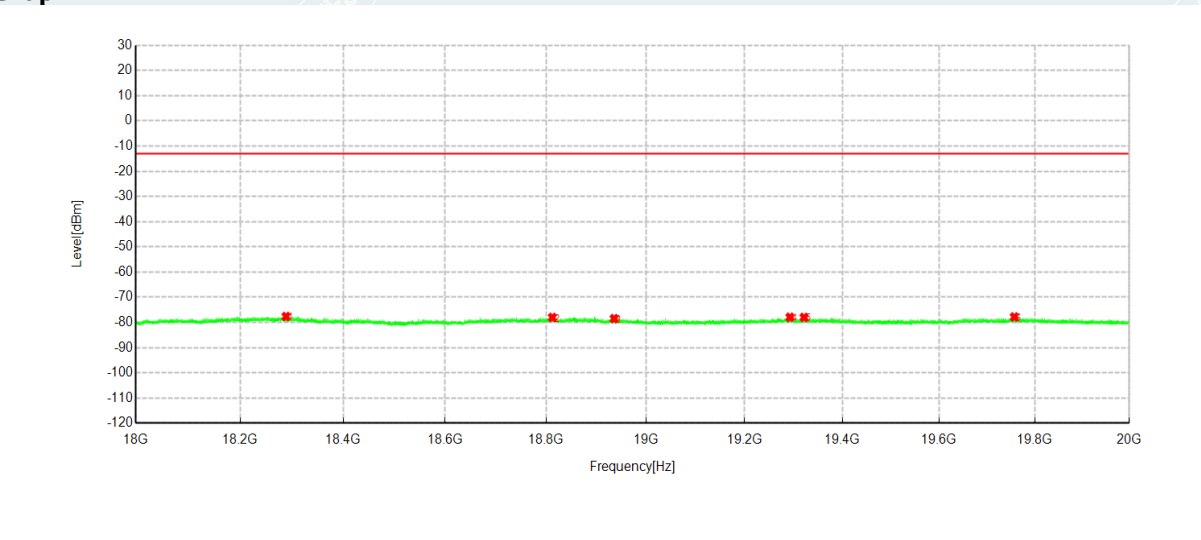

Suspected Data List

NO.	Freq. [MHz]	Reading [dBm]	Level [dBm]	Limit [dBm]	Margin [dB]	Factor [dB]	Detector	Polarity
1	18288.73	-62.35	-77.64	-13.00	64.64	-15.29	RMS	Horizontal
2	18812.59	-62.23	-78.02	-13.00	65.02	-15.79	RMS	Horizontal
3	18936.19	-62.16	-78.48	-13.00	65.48	-16.32	RMS	Horizontal
4	19292.53	-62.15	-77.92	-13.00	64.92	-15.77	RMS	Horizontal
5	19321.33	-62.16	-77.99	-13.00	64.99	-15.83	RMS	Horizontal
6	19757.03	-62.62	-77.80	-13.00	64.80	-15.18	RMS	Horizontal

Project Information			
ProjectNo:	E202212230509	EUT:	Telematics Box
Channel	661	Band:	1900
Mode:	GSM	Voltage:	DC24V
Environment:	Temp:25.6℃;Humi:54%RH	Engineer:	Zhang Zishan
SN:	E202212230509-0006	Remark:	/
Date:	2023-02-13 10:37:26		

Test Graph

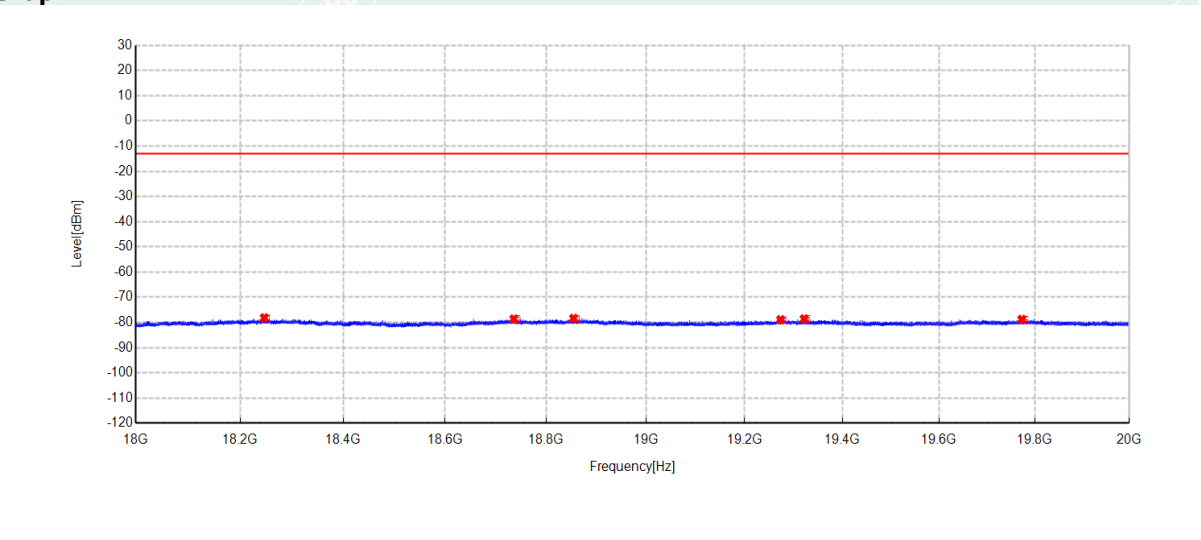

Suspected Data List

NO.	Freq. [MHz]	Reading [dBm]	Level [dBm]	Limit [dBm]	Margin [dB]	Factor [dB]	Detector	Polarity
1	18246.64	-62.14	-78.18	-13.00	65.18	-16.04	RMS	Vertical
2	18735.86	-62.38	-78.67	-13.00	65.67	-16.29	RMS	Vertical
3	18854.91	-61.81	-78.41	-13.00	65.41	-16.60	RMS	Vertical
4	19273.57	-62.47	-78.94	-13.00	65.94	-16.47	RMS	Vertical
5	19321.65	-62.08	-78.62	-13.00	65.62	-16.54	RMS	Vertical
6	19772.71	-62.82	-78.83	-13.00	65.83	-16.01	RMS	Vertical

Project Information			
ProjectNo:	E202212230509	EUT:	Telematics Box
Channel	810	Band:	1900
Mode:	GSM	Voltage:	DC24V
Environment:	Temp:25.6℃;Humi:54%RH	Engineer:	Zhang Zishan
SN:	E202212230509-0006	Remark:	/
Date:	2023-02-13 10:40:49		

Test Graph

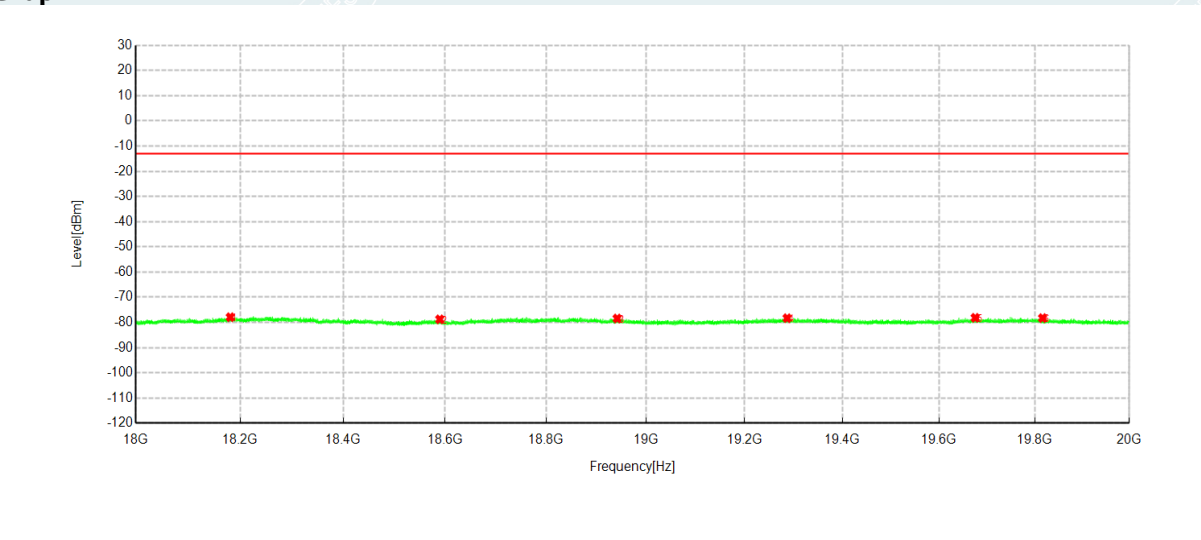

Suspected Data List

NO.	Freq. [MHz]	Reading [dBm]	Level [dBm]	Limit [dBm]	Margin [dB]	Factor [dB]	Detector	Polarity
1	18180.96	-62.53	-77.92	-13.00	64.92	-15.39	RMS	Horizontal
2	18589.30	-62.41	-78.77	-13.00	65.77	-16.36	RMS	Horizontal
3	18942.35	-62.10	-78.44	-13.00	65.44	-16.34	RMS	Horizontal
4	19286.85	-62.56	-78.32	-13.00	65.32	-15.76	RMS	Horizontal
5	19675.26	-62.70	-78.17	-13.00	65.17	-15.47	RMS	Horizontal
6	19816.39	-62.95	-78.28	-13.00	65.28	-15.33	RMS	Horizontal

Project Information			
ProjectNo:	E202212230509	EUT:	Telematics Box
Channel	810	Band:	1900
Mode:	GSM	Voltage:	DC24V
Environment:	Temp:25.6℃;Humi:54%RH	Engineer:	Zhang Zishan
SN:	E202212230509-0006	Remark:	/
Date:	2023-02-13 10:41:35		

Test Graph

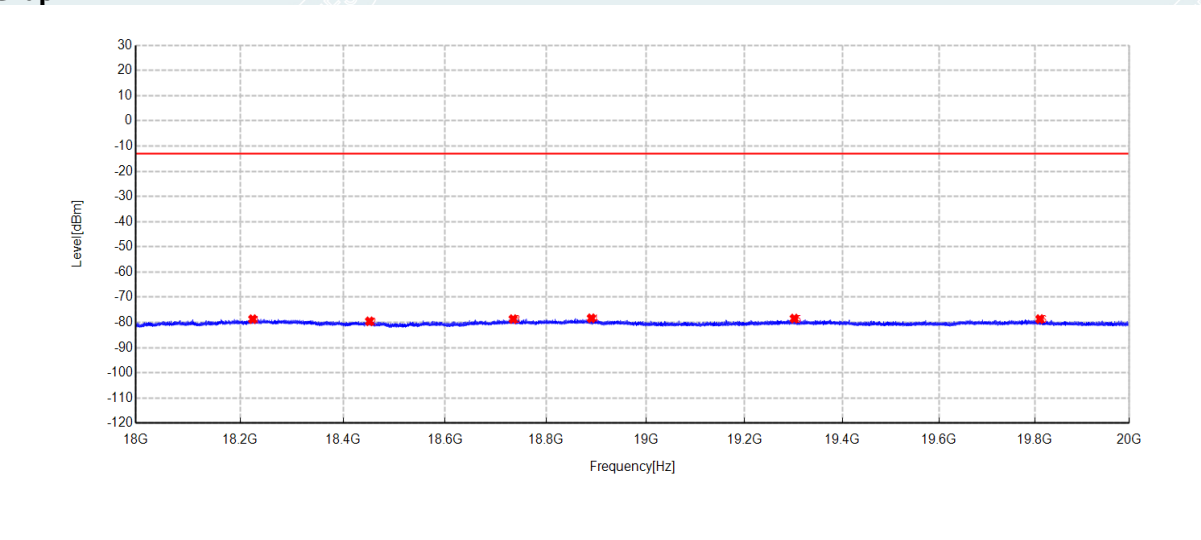

Suspected Data List

NO.	Freq. [MHz]	Reading [dBm]	Level [dBm]	Limit [dBm]	Margin [dB]	Factor [dB]	Detector	Polarity
1	18224.24	-62.55	-78.70	-13.00	65.70	-16.15	RMS	Vertical
2	18451.45	-62.37	-79.56	-13.00	66.56	-17.19	RMS	Vertical
3	18734.58	-62.38	-78.68	-13.00	65.68	-16.30	RMS	Vertical
4	18890.51	-61.62	-78.35	-13.00	65.35	-16.73	RMS	Vertical
5	19301.41	-61.95	-78.46	-13.00	65.46	-16.51	RMS	Vertical
6	19810.63	-62.60	-78.67	-13.00	65.67	-16.07	RMS	Vertical

Project Information			
ProjectNo:	E202212230509	EUT:	Telematics Box
Channel	9537	Band:	II
Mode:	WCDMA	Voltage:	DC24V
Environment:	Temp:25.6℃;Humi:54%RH	Engineer:	Zhang Zishan
SN:	E202212230509-0006	Remark:	/
Date:	2023-02-10 17:26:36		

Test Graph

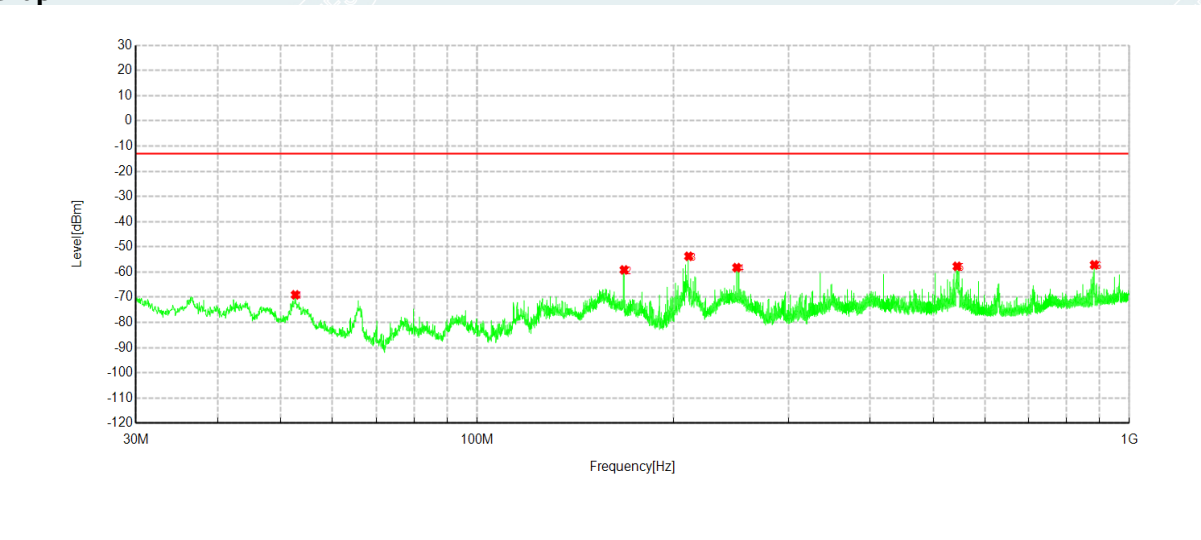

Suspected Data List

NO.	Freq. [MHz]	Reading [dBm]	Level [dBm]	Limit [dBm]	Margin [dB]	Factor [dB]	Detector	Polarity
1	52.6495	-55.19	-69.05	-13.00	56.05	-13.86	RMS	Horizontal
2	167.9825	-42.63	-59.16	-13.00	46.16	-16.53	RMS	Horizontal
3	211.002	-38.35	-53.74	-13.00	40.74	-15.39	RMS	Horizontal
4	249.996	-45.25	-58.26	-13.00	45.26	-13.01	RMS	Horizontal
5	544.0515	-50.08	-57.75	-13.00	44.75	-7.67	RMS	Horizontal
6	882.921	-54.02	-57.14	-13.00	44.14	-3.12	RMS	Horizontal

Project Information			
ProjectNo:	E202212230509	EUT:	Telematics Box
Channel	9537	Band:	II
Mode:	WCDMA	Voltage:	DC24V
Environment:	Temp:25.6℃;Humi:54%RH	Engineer:	Zhang Zishan
SN:	E202212230509-0006	Remark:	/
Date:	2023-02-10 17:27:21		

Test Graph

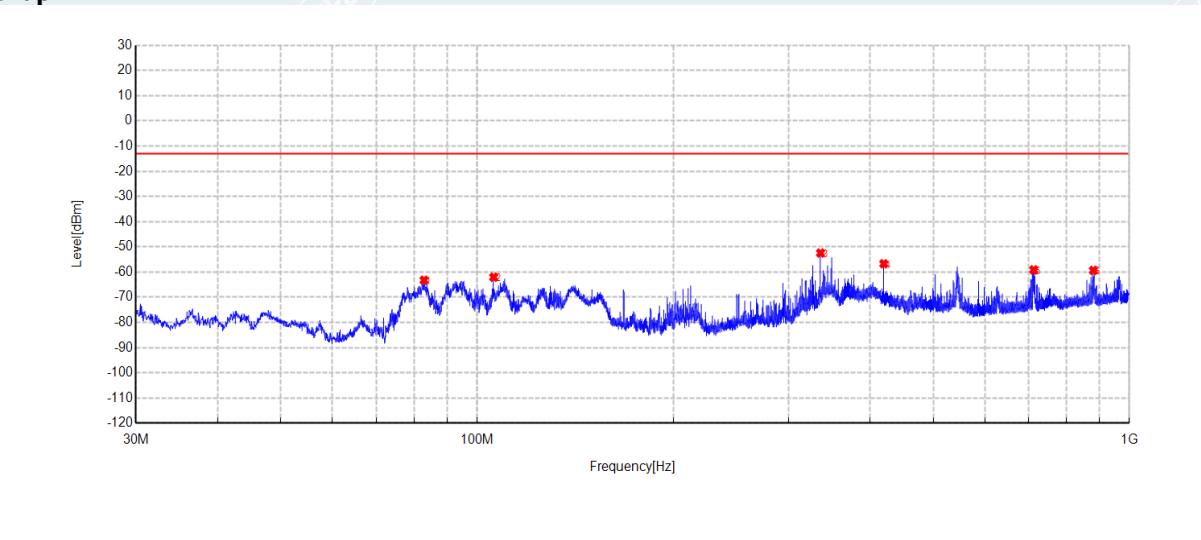

Suspected Data List

NO.	Freq. [MHz]	Reading [dBm]	Level [dBm]	Limit [dBm]	Margin [dB]	Factor [dB]	Detector	Polarity
1	82.9135	-43.07	-63.26	-13.00	50.26	-20.19	RMS	Vertical
2	105.9995	-49.43	-62.05	-13.00	49.05	-12.62	RMS	Vertical
3	335.9865	-40.65	-52.44	-13.00	39.44	-11.79	RMS	Vertical
4	419.9885	-45.00	-56.72	-13.00	43.72	-11.72	RMS	Vertical
5	712.9285	-54.14	-59.14	-13.00	46.14	-5.00	RMS	Vertical
6	879.8655	-56.94	-59.34	-13.00	46.34	-2.40	RMS	Vertical

Project Information			
ProjectNo:	E202212230509	EUT:	Telematics Box
Channel	9400	Band:	II
Mode:	WCDMA	Voltage:	DC24V
Environment:	Temp:25.6℃;Humi:54%RH	Engineer:	Zhang Zishan
SN:	E202212230509-0006	Remark:	/
Date:	2023-02-10 17:34:39		

Test Graph

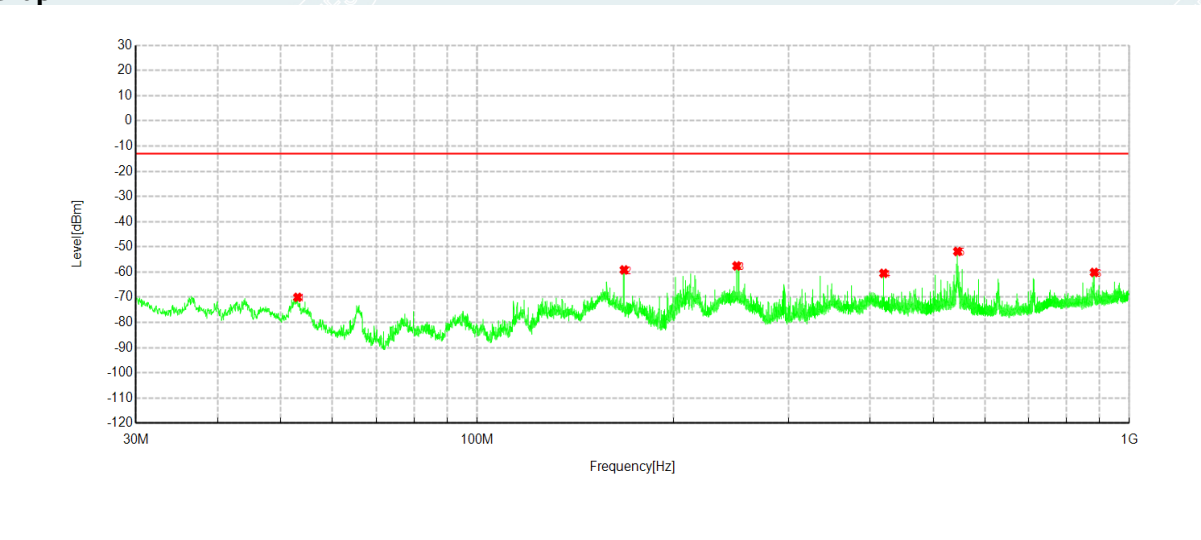

Suspected Data List

NO.	Freq. [MHz]	Reading [dBm]	Level [dBm]	Limit [dBm]	Margin [dB]	Factor [dB]	Detector	Polarity
1	53.086	-56.18	-70.04	-13.00	57.04	-13.86	RMS	Horizontal
2	167.9825	-42.63	-59.16	-13.00	46.16	-16.53	RMS	Horizontal
3	249.996	-44.56	-57.57	-13.00	44.57	-13.01	RMS	Horizontal
4	419.94	-49.79	-60.51	-13.00	47.51	-10.72	RMS	Horizontal
5	545.0215	-44.15	-51.83	-13.00	38.83	-7.68	RMS	Horizontal
6	882.921	-57.03	-60.15	-13.00	47.15	-3.12	RMS	Horizontal

Project Information			
ProjectNo:	E202212230509	EUT:	Telematics Box
Channel	9400	Band:	II
Mode:	WCDMA	Voltage:	DC24V
Environment:	Temp:25.6℃;Humi:54%RH	Engineer:	Zhang Zishan
SN:	E202212230509-0006	Remark:	/
Date:	2023-02-10 17:35:25		

Test Graph

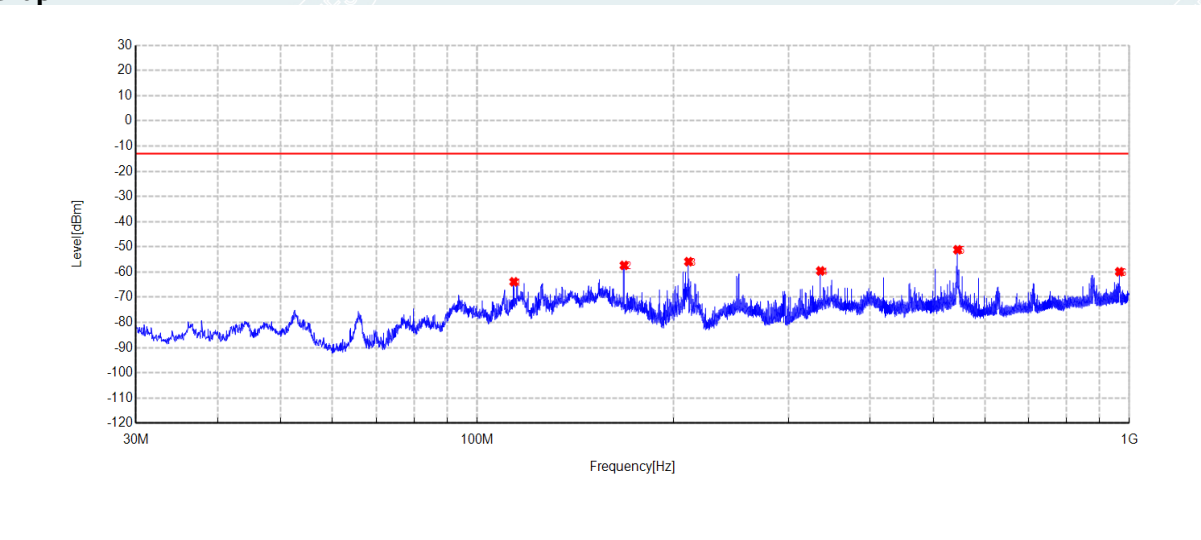

Suspected Data List

NO.	Freq. [MHz]	Reading [dBm]	Level [dBm]	Limit [dBm]	Margin [dB]	Factor [dB]	Detector	Polarity
1	113.8565	-51.02	-63.88	-13.00	50.88	-12.86	RMS	Vertical
2	167.9825	-42.09	-57.36	-13.00	44.36	-15.27	RMS	Vertical
3	210.9535	-37.12	-55.88	-13.00	42.88	-18.76	RMS	Vertical
4	335.9865	-47.78	-59.57	-13.00	46.57	-11.79	RMS	Vertical
5	545.0215	-43.72	-51.15	-13.00	38.15	-7.43	RMS	Vertical
6	964.983	-57.80	-59.90	-13.00	46.90	-2.10	RMS	Vertical

Project Information			
ProjectNo:	E202212230509	EUT:	Telematics Box
Channel	9263	Band:	II
Mode:	WCDMA	Voltage:	DC24V
Environment:	Temp:25.6℃;Humi:54%RH	Engineer:	Zhang Zishan
SN:	E202212230509-0006	Remark:	/
Date:	2023-02-10 17:39:45		

Test Graph

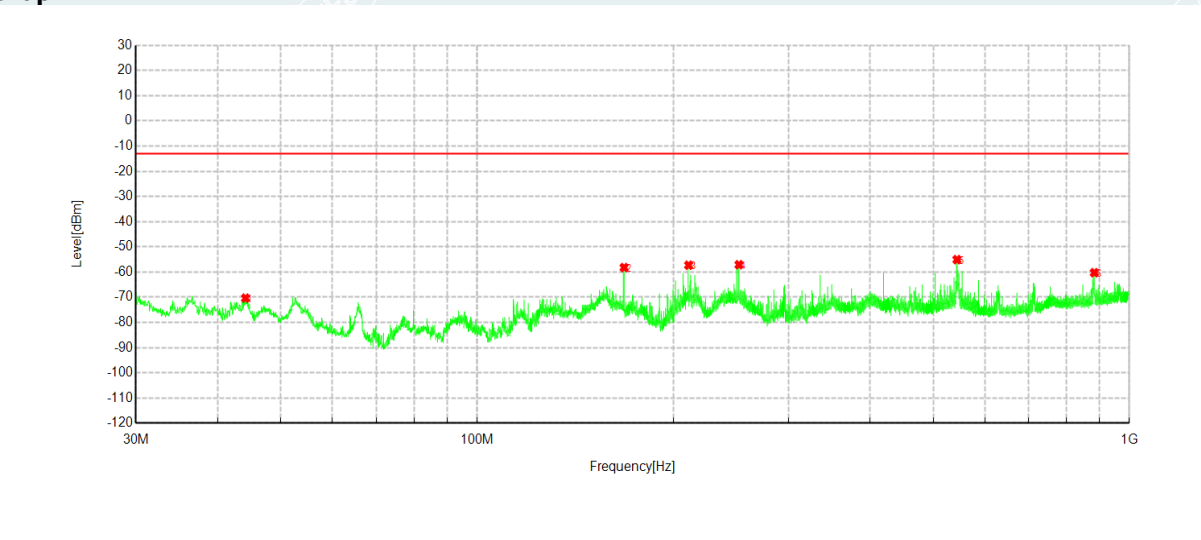

Suspected Data List

NO.	Freq. [MHz]	Reading [dBm]	Level [dBm]	Limit [dBm]	Margin [dB]	Factor [dB]	Detector	Polarity
1	44.162	-57.72	-70.36	-13.00	57.36	-12.64	RMS	Horizontal
2	167.9825	-41.70	-58.23	-13.00	45.23	-16.53	RMS	Horizontal
3	210.9535	-41.89	-57.28	-13.00	44.28	-15.39	RMS	Horizontal
4	251.9845	-43.91	-57.09	-13.00	44.09	-13.18	RMS	Horizontal
5	543.7605	-47.41	-55.07	-13.00	42.07	-7.66	RMS	Horizontal
6	882.9695	-57.14	-60.26	-13.00	47.26	-3.12	RMS	Horizontal

Project Information			
ProjectNo:	E202212230509	EUT:	Telematics Box
Channel	9263	Band:	II
Mode:	WCDMA	Voltage:	DC24V
Environment:	Temp:25.6℃;Humi:54%RH	Engineer:	Zhang Zishan
SN:	E202212230509-0006	Remark:	/
Date:	2023-02-10 17:40:31		

Test Graph

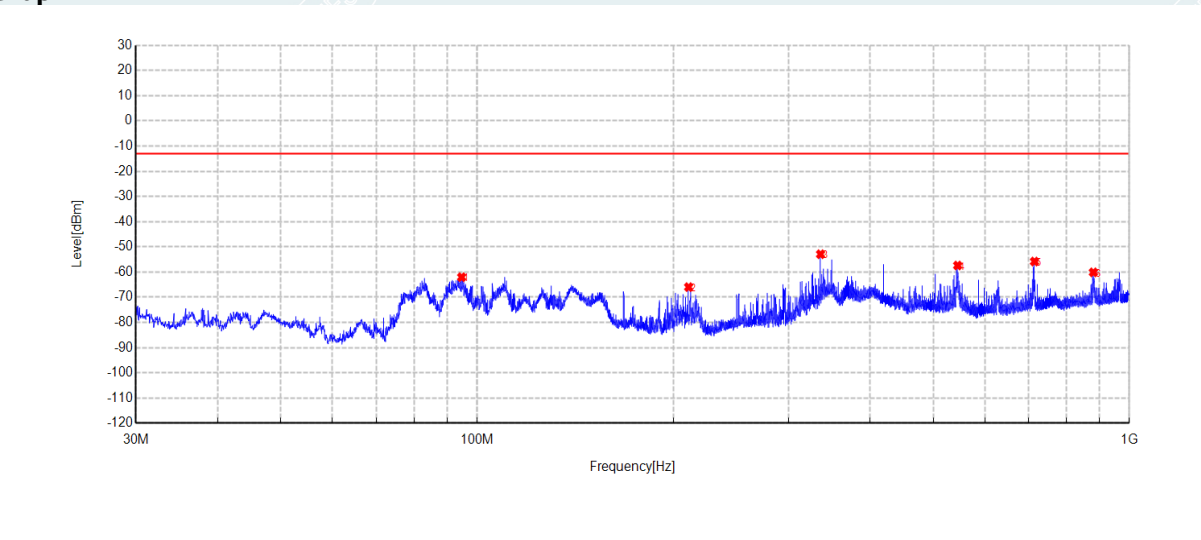

Suspected Data List

NO.	Freq. [MHz]	Reading [dBm]	Level [dBm]	Limit [dBm]	Margin [dB]	Factor [dB]	Detector	Polarity
1	94.699	-46.73	-62.04	-13.00	49.04	-15.31	RMS	Vertical
2	210.9535	-47.22	-65.98	-13.00	52.98	-18.76	RMS	Vertical
3	336.035	-41.13	-52.92	-13.00	39.92	-11.79	RMS	Vertical
4	545.1185	-49.97	-57.40	-13.00	44.40	-7.43	RMS	Vertical
5	714.917	-50.86	-55.83	-13.00	42.83	-4.97	RMS	Vertical
6	880.0595	-57.72	-60.12	-13.00	47.12	-2.40	RMS	Vertical

Project Information			
ProjectNo:	E202212230509	EUT:	Telematics Box
Channel	9263	Band:	II
Mode:	WCDMA	Voltage:	DC24V
Environment:	Temp:25.6℃;Humi:54%RH	Engineer:	Zhang Zishan
SN:	E202212230509-0006	Remark:	/
Date:	2023-02-09 16:09:54		

Test Graph

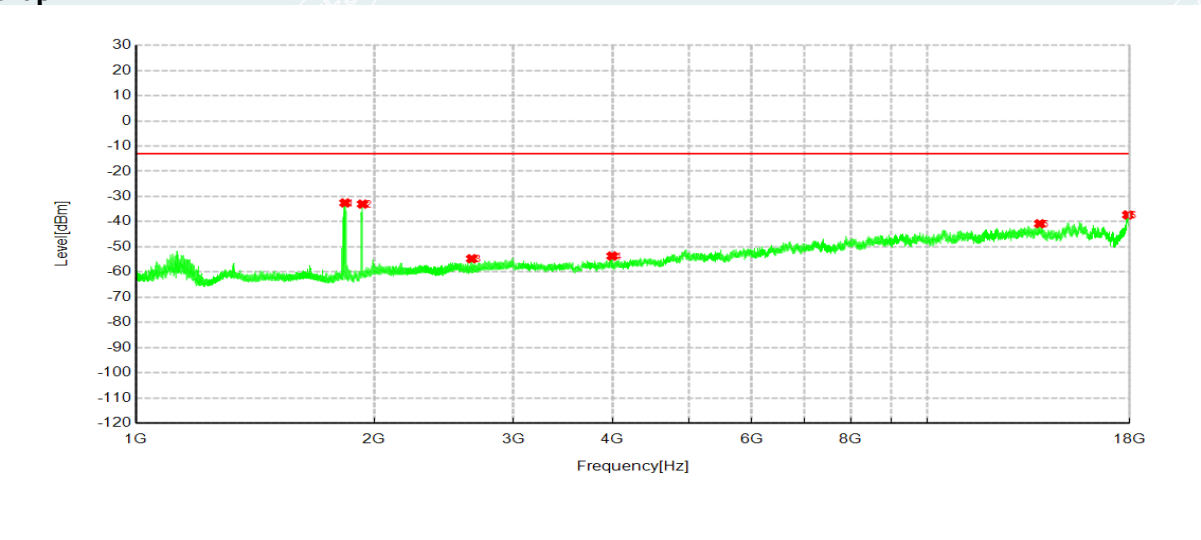

Suspected Data List

NO.	Freq. [MHz]	Reading [dBm]	Level [dBm]	Limit [dBm]	Margin [dB]	Factor [dB]	Detector	Polarity
1	1837	-21.51	-32.57	-13.00	19.57	-11.06	RMS	Horizontal
2	1933.3	-22.24	-33.04	-13.00	20.04	-10.80	RMS	Horizontal
3	2655.6	-46.58	-54.71	-13.00	41.71	-8.13	RMS	Horizontal
4	3996	-48.72	-53.65	-13.00	40.65	-4.93	RMS	Horizontal
5	13865.25	-61.26	-40.83	-13.00	27.83	20.43	RMS	Horizontal
6	17915.25	-60.68	-37.33	-13.00	24.33	23.35	RMS	Horizontal

Project Information			
ProjectNo:	E202212230509	EUT:	Telematics Box
Channel	9263	Band:	II
Mode:	WCDMA	Voltage:	DC24V
Environment:	Temp:25.6℃;Humi:54%RH	Engineer:	Zhang Zishan
SN:	E202212230509-0006	Remark:	/
Date:	2023-02-09 16:11:22		

Test Graph

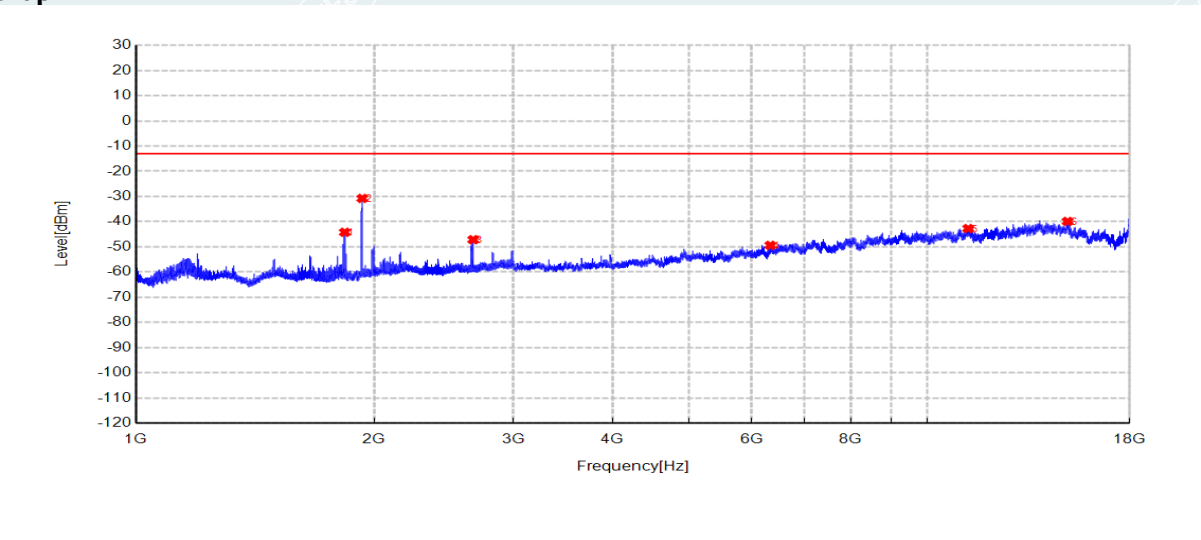

Suspected Data List

NO.	Freq. [MHz]	Reading [dBm]	Level [dBm]	Limit [dBm]	Margin [dB]	Factor [dB]	Detector	Polarity
1	1835.5	-33.18	-44.22	-13.00	31.22	-11.04	RMS	Vertical
2	1931.4	-20.04	-30.78	-13.00	17.78	-10.74	RMS	Vertical
3	2667.1	-39.28	-47.16	-13.00	34.16	-7.88	RMS	Vertical
4	6330.75	-52.57	-49.40	-13.00	36.40	3.17	RMS	Vertical
5	11258.25	-59.68	-42.73	-13.00	29.73	16.95	RMS	Vertical
6	15033.75	-60.86	-39.92	-13.00	26.92	20.94	RMS	Vertical

Project Information			
ProjectNo:	E202212230509	EUT:	Telematics Box
Channel	9400	Band:	II
Mode:	WCDMA	Voltage:	DC24V
Environment:	Temp:25.6℃;Humi:54%RH	Engineer:	Zhang Zishan
SN:	E202212230509-0006	Remark:	/
Date:	2023-02-09 16:14:27		

Test Graph

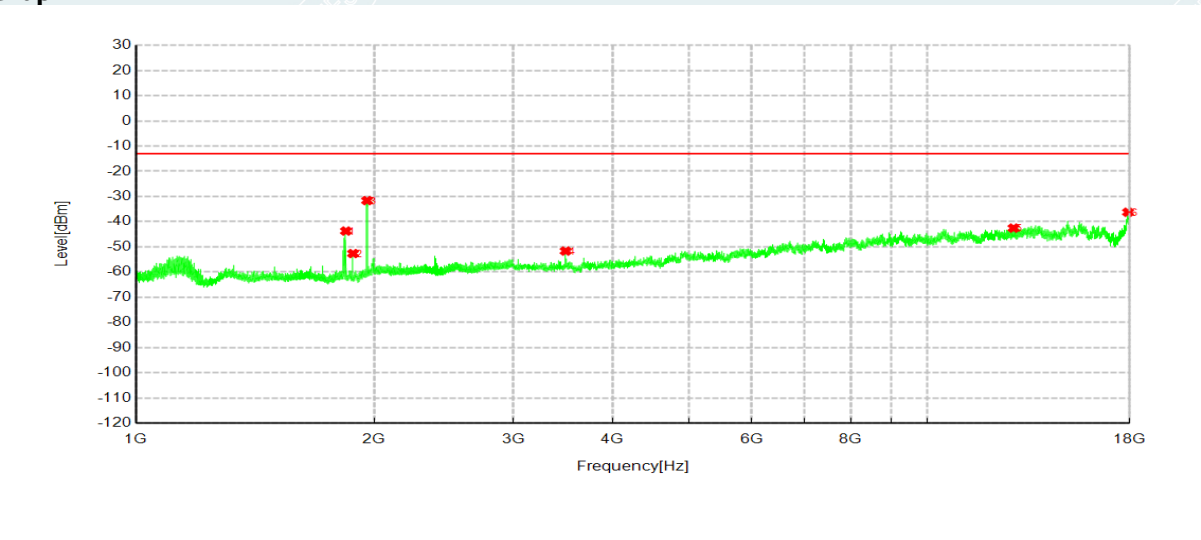

Suspected Data List

NO.	Freq. [MHz]	Reading [dBm]	Level [dBm]	Limit [dBm]	Margin [dB]	Factor [dB]	Detector	Polarity
1	1841.8	-32.79	-43.73	-13.00	30.73	-10.94	RMS	Horizontal
2	1880.1	-41.74	-52.66	-13.00	39.66	-10.92	RMS	Horizontal
3	1958.4	-21.20	-31.64	-13.00	18.64	-10.44	RMS	Horizontal
4	3489.75	-45.98	-51.67	-13.00	38.67	-5.69	RMS	Horizontal
5	12846.75	-61.70	-42.56	-13.00	29.56	19.14	RMS	Horizontal
6	17926.5	-59.86	-36.27	-13.00	23.27	23.59	RMS	Horizontal

Project Information			
ProjectNo:	E202212230509	EUT:	Telematics Box
Channel	9400	Band:	II
Mode:	WCDMA	Voltage:	DC24V
Environment:	Temp:25.6℃;Humi:54%RH	Engineer:	Zhang Zishan
SN:	E202212230509-0006	Remark:	/
Date:	2023-02-09 16:15:55		

Test Graph

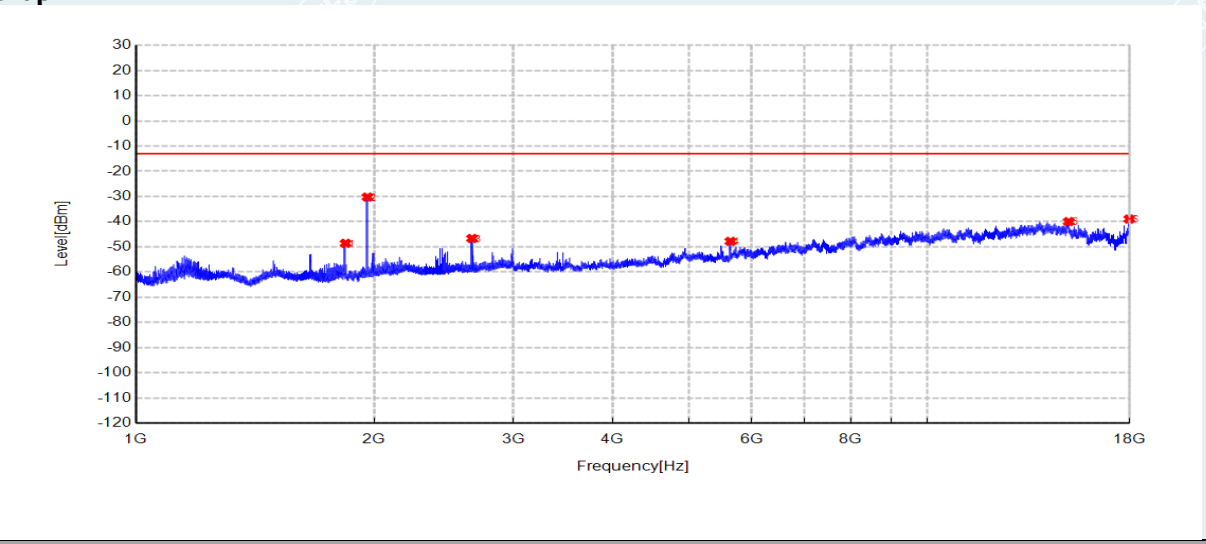

Suspected Data List

NO.	Freq. [MHz]	Reading [dBm]	Level [dBm]	Limit [dBm]	Margin [dB]	Factor [dB]	Detector	Polarity
1	1839.9	-37.66	-48.61	-13.00	35.61	-10.95	RMS	Vertical
2	1960.6	-19.58	-30.24	-13.00	17.24	-10.66	RMS	Vertical
3	2657.8	-38.82	-46.68	-13.00	33.68	-7.86	RMS	Vertical
4	5637	-48.08	-47.83	-13.00	34.83	0.25	RMS	Vertical
5	15084	-61.35	-39.99	-13.00	26.99	21.36	RMS	Vertical
6	17988	-60.62	-38.98	-13.00	25.98	21.64	RMS	Vertical

Project Information			
ProjectNo:	E202212230509	EUT:	Telematics Box
Channel	9537	Band:	II
Mode:	WCDMA	Voltage:	DC24V
Environment:	Temp:25.6℃;Humi:54%RH	Engineer:	Zhang Zishan
SN:	E202212230509-0006	Remark:	/
Date:	2023-02-09 16:19:30		

Test Graph

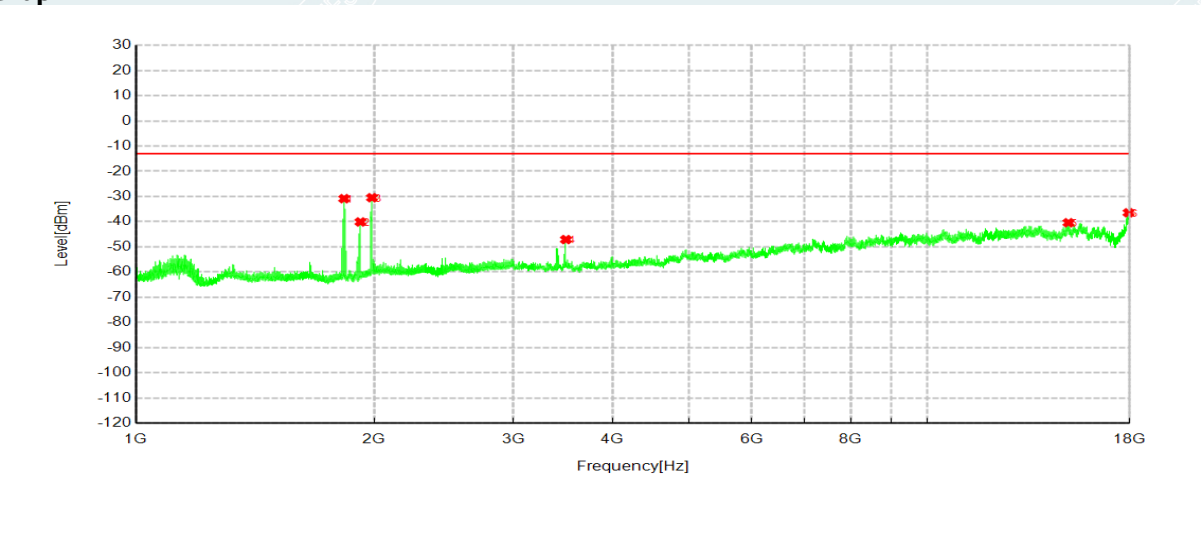

Suspected Data List

NO.	Freq. [MHz]	Reading [dBm]	Level [dBm]	Limit [dBm]	Margin [dB]	Factor [dB]	Detector	Polarity
1	1832	-19.71	-30.88	-13.00	17.88	-11.17	RMS	Horizontal
2	1921.1	-29.23	-40.12	-13.00	27.12	-10.89	RMS	Horizontal
3	1986.7	-20.87	-30.50	-13.00	17.50	-9.63	RMS	Horizontal
4	3492.75	-41.44	-47.12	-13.00	34.12	-5.68	RMS	Horizontal
5	15072	-61.23	-40.43	-13.00	27.43	20.80	RMS	Horizontal
6	17952	-60.50	-36.47	-13.00	23.47	24.03	RMS	Horizontal

Project Information			
ProjectNo:	E202212230509	EUT:	Telematics Box
Channel	9537	Band:	II
Mode:	WCDMA	Voltage:	DC24V
Environment:	Temp:25.6℃;Humi:54%RH	Engineer:	Zhang Zishan
SN:	E202212230509-0006	Remark:	/
Date:	2023-02-09 16:20:58		

Test Graph

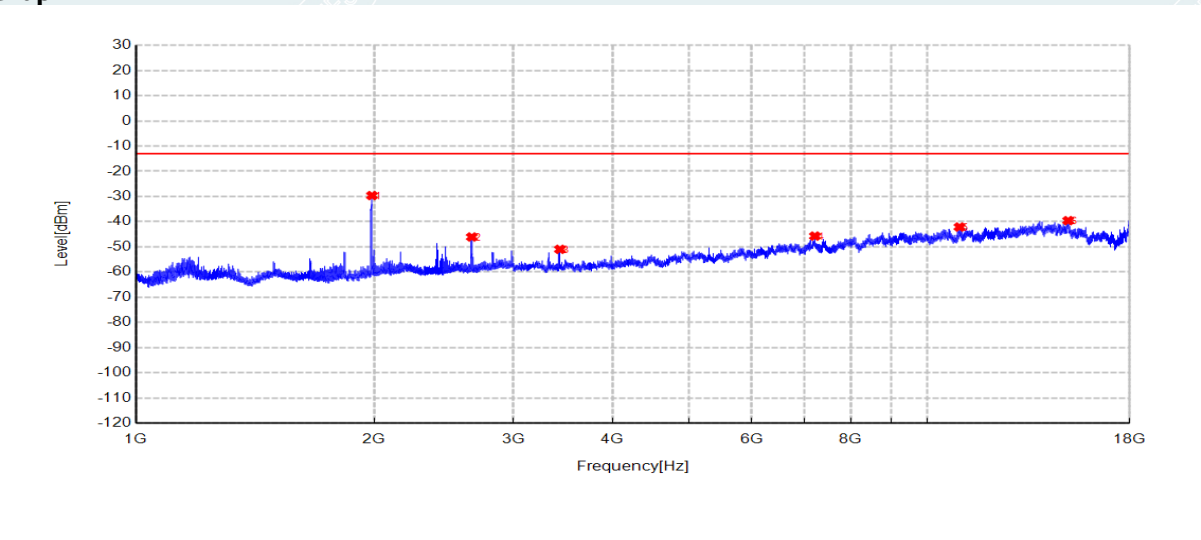

Suspected Data List

NO.	Freq. [MHz]	Reading [dBm]	Level [dBm]	Limit [dBm]	Margin [dB]	Factor [dB]	Detector	Polarity
1	1986.5	-19.30	-29.65	-13.00	16.65	-10.35	RMS	Vertical
2	2656.4	-38.23	-46.09	-13.00	33.09	-7.86	RMS	Vertical
3	3432.75	-44.65	-50.98	-13.00	37.98	-6.33	RMS	Vertical
4	7206.75	-53.48	-45.73	-13.00	32.73	7.75	RMS	Vertical
5	10978.5	-58.19	-42.13	-13.00	29.13	16.06	RMS	Vertical
6	15060.75	-60.97	-39.59	-13.00	26.59	21.38	RMS	Vertical

Project Information			
ProjectNo:	E202212230509	EUT:	Telematics Box
Channel	9263	Band:	II
Mode:	WCDMA	Voltage:	DC24V
Environment:	Temp:25.6℃;Humi:54%RH	Engineer:	Zhang Zishan
SN:	E202212230509-0006	Remark:	/
Date:	2023-02-13 10:21:59		

Test Graph

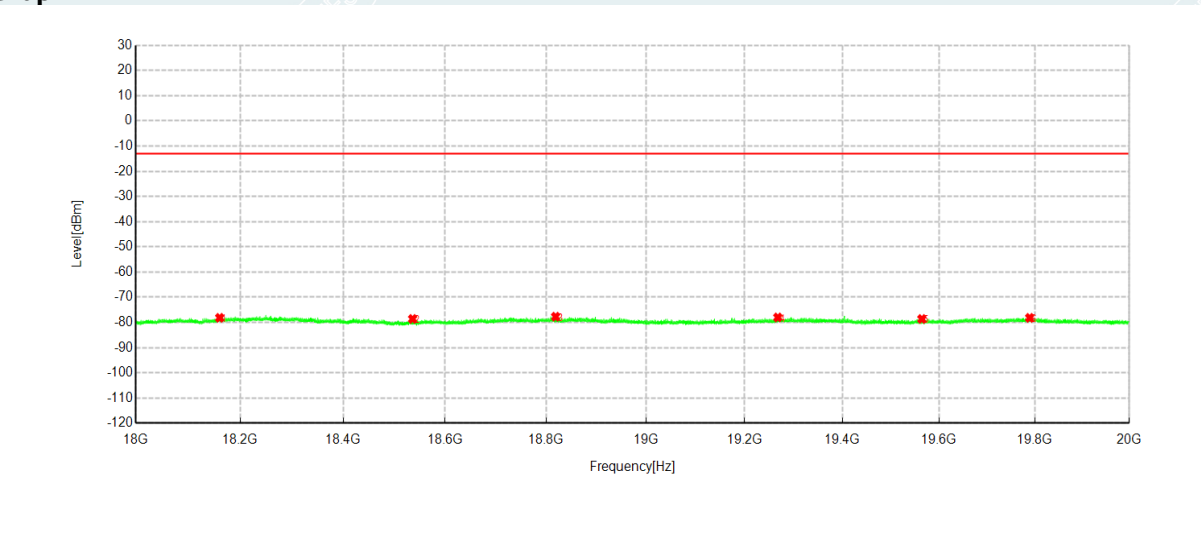

Suspected Data List

NO.	Freq. [MHz]	Reading [dBm]	Level [dBm]	Limit [dBm]	Margin [dB]	Factor [dB]	Detector	Polarity
1	18160.48	-62.65	-78.16	-13.00	65.16	-15.51	RMS	Horizontal
2	18535.86	-61.98	-78.61	-13.00	65.61	-16.63	RMS	Horizontal
3	18819.07	-61.91	-77.72	-13.00	64.72	-15.81	RMS	Horizontal
4	19267.73	-62.30	-78.02	-13.00	65.02	-15.72	RMS	Horizontal
5	19564.30	-62.71	-78.63	-13.00	65.63	-15.92	RMS	Horizontal
6	19789.19	-62.93	-78.19	-13.00	65.19	-15.26	RMS	Horizontal

Project Information			
ProjectNo:	E202212230509	EUT:	Telematics Box
Channel	9263	Band:	II
Mode:	WCDMA	Voltage:	DC24V
Environment:	Temp:25.6℃;Humi:54%RH	Engineer:	Zhang Zishan
SN:	E202212230509-0006	Remark:	/
Date:	2023-02-13 10:22:46		

Test Graph

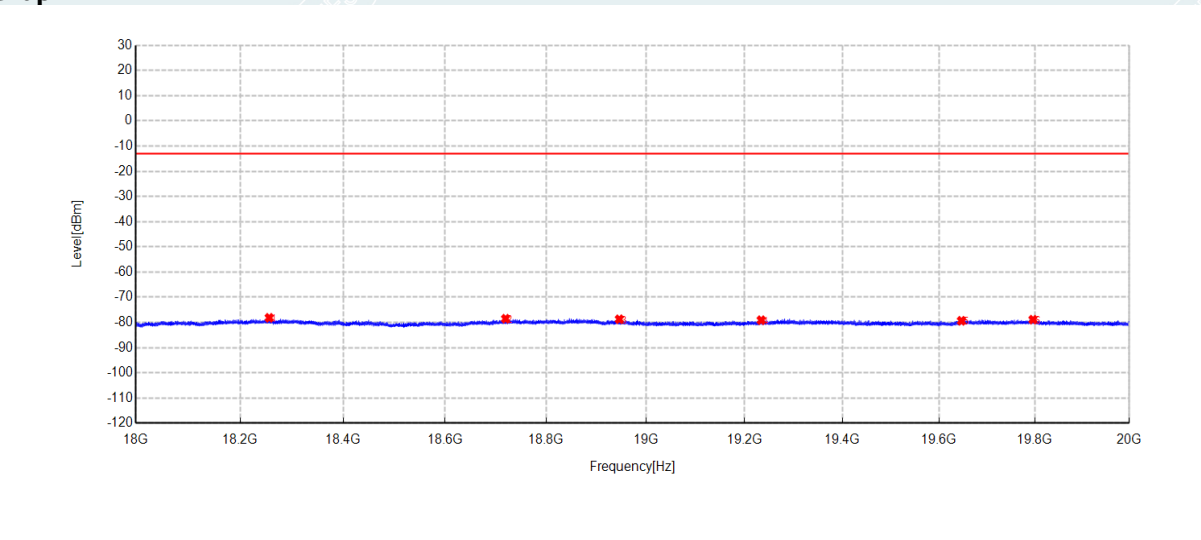

Suspected Data List

NO.	Freq. [MHz]	Reading [dBm]	Level [dBm]	Limit [dBm]	Margin [dB]	Factor [dB]	Detector	Polarity
1	18256.25	-62.12	-78.17	-13.00	65.17	-16.05	RMS	Vertical
2	18719.54	-62.16	-78.54	-13.00	65.54	-16.38	RMS	Vertical
3	18946.67	-61.80	-78.74	-13.00	65.74	-16.94	RMS	Vertical
4	19233.80	-62.63	-79.12	-13.00	66.12	-16.49	RMS	Vertical
5	19646.54	-63.04	-79.35	-13.00	66.35	-16.31	RMS	Vertical
6	19796.23	-62.85	-78.90	-13.00	65.90	-16.05	RMS	Vertical

Project Information			
ProjectNo:	E202212230509	EUT:	Telematics Box
Channel	9400	Band:	II
Mode:	WCDMA	Voltage:	DC24V
Environment:	Temp:25.6℃;Humi:54%RH	Engineer:	Zhang Zishan
SN:	E202212230509-0006	Remark:	/
Date:	2023-02-13 10:25:27		

Test Graph

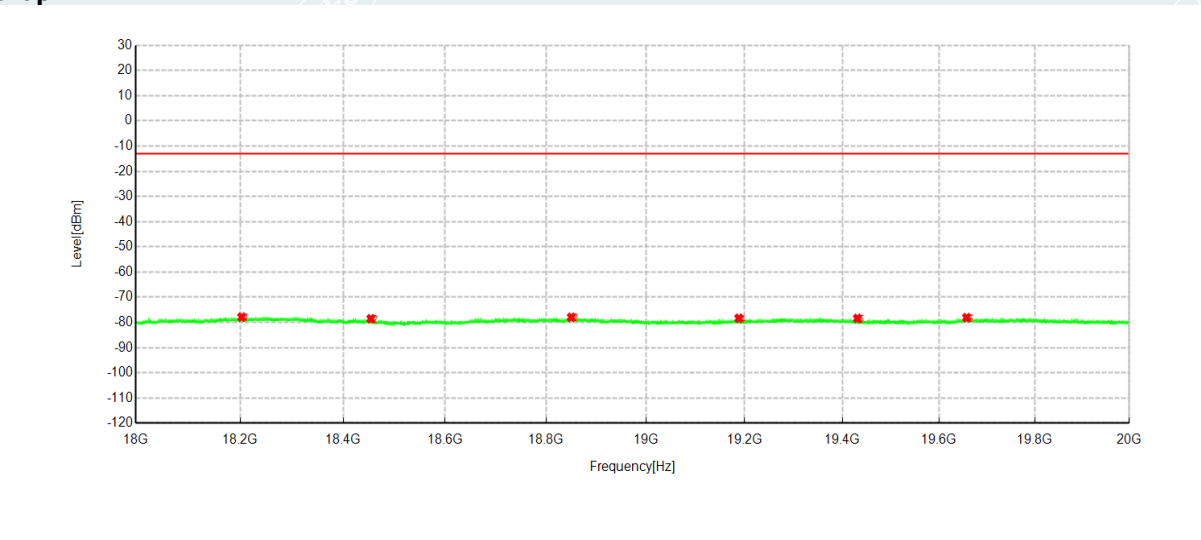

Suspected Data List

NO.	Freq. [MHz]	Reading [dBm]	Level [dBm]	Limit [dBm]	Margin [dB]	Factor [dB]	Detector	Polarity
1	18202.96	-62.62	-77.88	-13.00	64.88	-15.26	RMS	Horizontal
2	18454.01	-62.04	-78.53	-13.00	65.53	-16.49	RMS	Horizontal
3	18850.51	-62.02	-77.98	-13.00	64.98	-15.96	RMS	Horizontal
4	19188.36	-62.45	-78.36	-13.00	65.36	-15.91	RMS	Horizontal
5	19431.09	-62.37	-78.41	-13.00	65.41	-16.04	RMS	Horizontal
6	19657.34	-62.56	-78.10	-13.00	65.10	-15.54	RMS	Horizontal

Project Information			
ProjectNo:	E202212230509	EUT:	Telematics Box
Channel		Band:	II
Mode:	WCDMA	Voltage:	DC24V
Environment:	Temp:25.6℃;Humi:54%RH	Engineer:	Zhang Zishan
SN:	E202212230509-0006	Remark:	/
Date:	2023-02-13 10:26:13		

Test Graph

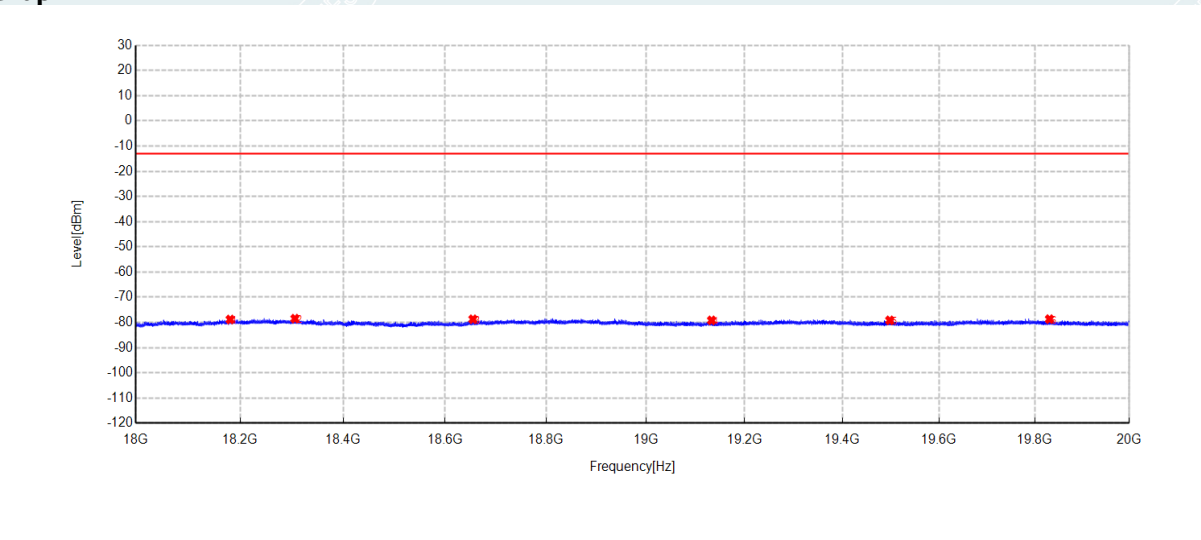

Suspected Data List

NO.	Freq. [MHz]	Reading [dBm]	Level [dBm]	Limit [dBm]	Margin [dB]	Factor [dB]	Detector	Polarity
1	18180.80	-62.46	-78.84	-13.00	65.84	-16.38	RMS	Vertical
2	18306.01	-62.15	-78.50	-13.00	65.50	-16.35	RMS	Vertical
3	18654.82	-62.05	-78.75	-13.00	65.75	-16.70	RMS	Vertical
4	19132.84	-62.43	-79.19	-13.00	66.19	-16.76	RMS	Vertical
5	19497.81	-62.39	-79.18	-13.00	66.18	-16.79	RMS	Vertical
6	19830.87	-62.59	-78.70	-13.00	65.70	-16.11	RMS	Vertical

Project Information			
ProjectNo:	E202212230509	EUT:	Telematics Box
Channel	9537	Band:	II
Mode:	WCDMA	Voltage:	DC24V
Environment:	Temp:25.6℃;Humi:54%RH	Engineer:	Zhang Zishan
SN:	E202212230509-0006	Remark:	/
Date:	2023-02-13 10:28:56		

Test Graph

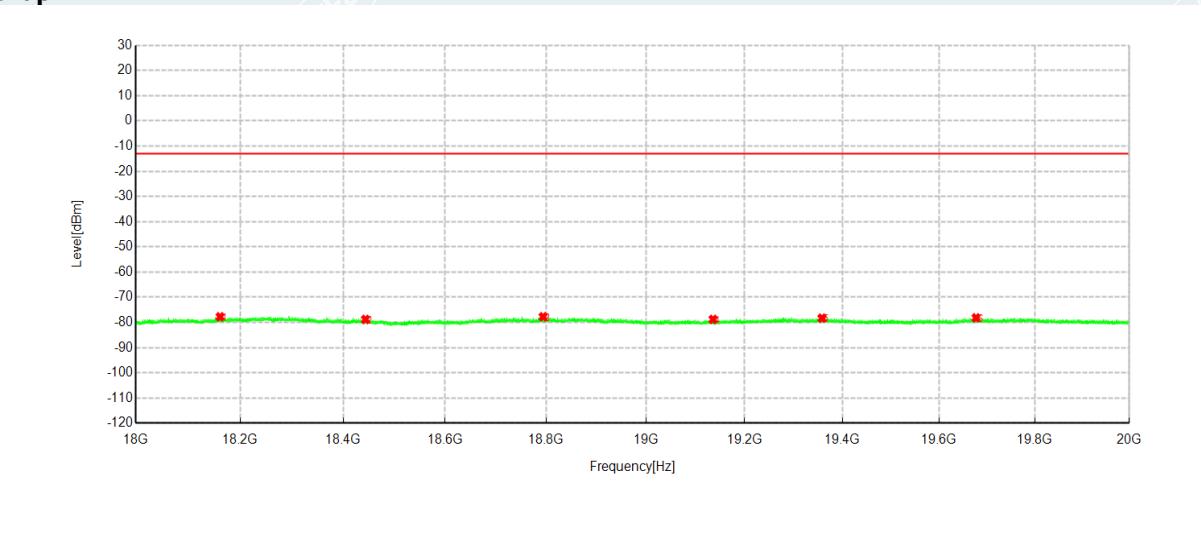

Suspected Data List

NO.	Freq. [MHz]	Reading [dBm]	Level [dBm]	Limit [dBm]	Margin [dB]	Factor [dB]	Detector	Polarity
1	18161.36	-62.26	-77.76	-13.00	64.76	-15.50	RMS	Horizontal
2	18443.45	-62.41	-78.82	-13.00	65.82	-16.41	RMS	Horizontal
3	18794.11	-62.05	-77.76	-13.00	64.76	-15.71	RMS	Horizontal
4	19135.88	-62.69	-78.79	-13.00	65.79	-16.10	RMS	Horizontal
5	19358.21	-62.41	-78.31	-13.00	65.31	-15.90	RMS	Horizontal
6	19677.02	-62.73	-78.18	-13.00	65.18	-15.45	RMS	Horizontal

Project Information			
ProjectNo:	E202212230509	EUT:	Telematics Box
Channel	9537	Band:	II
Mode:	WCDMA	Voltage:	DC24V
Environment:	Temp:25.6℃;Humi:54%RH	Engineer:	Zhang Zishan
SN:	E202212230509-0006	Remark:	/
Date:	2023-02-13 10:29:43		

Test Graph

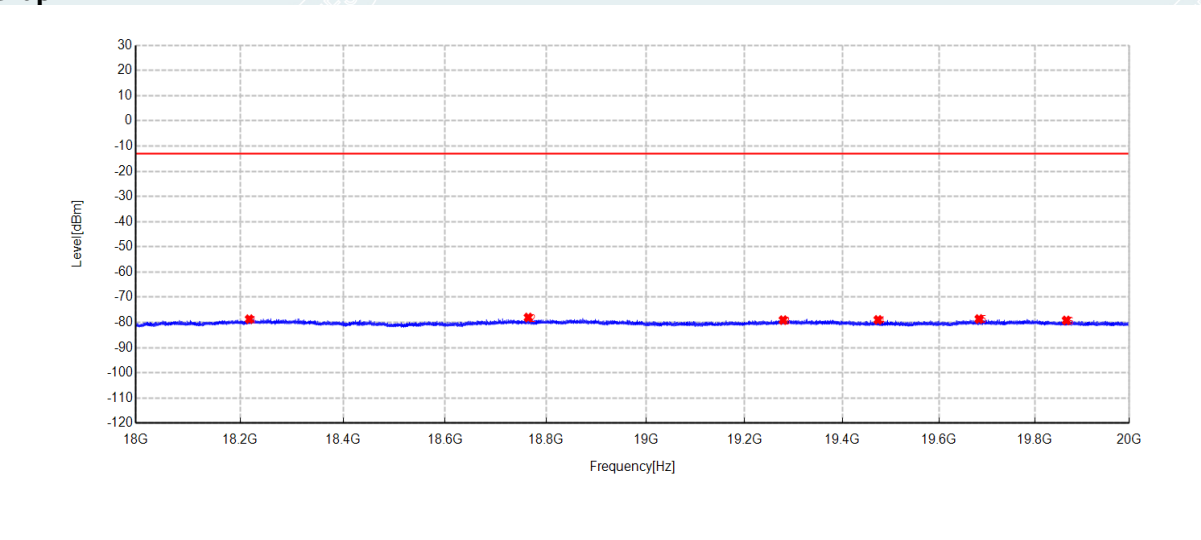

Suspected Data List

NO.	Freq. [MHz]	Reading [dBm]	Level [dBm]	Limit [dBm]	Margin [dB]	Factor [dB]	Detector	Polarity
1	18217.76	-62.51	-78.70	-13.00	65.70	-16.19	RMS	Vertical
2	18764.59	-61.77	-78.04	-13.00	65.04	-16.27	RMS	Vertical
3	19278.69	-62.60	-79.08	-13.00	66.08	-16.48	RMS	Vertical
4	19473.65	-62.23	-78.98	-13.00	65.98	-16.75	RMS	Vertical
5	19683.34	-62.44	-78.63	-13.00	65.63	-16.19	RMS	Vertical
6	19866.31	-63.03	-79.20	-13.00	66.20	-16.17	RMS	Vertical

Project Information			
ProjectNo:	E202212230509	EUT:	Telematics Box
Channel	1512	Band:	IV
Mode:	WCDMA	Voltage:	DC24V
Environment:	Temp:25.6℃;Humi:54%RH	Engineer:	Zhang Zishan
SN:	E202212230509-0006	Remark:	/
Date:	2023-02-10 17:16:09		

Test Graph

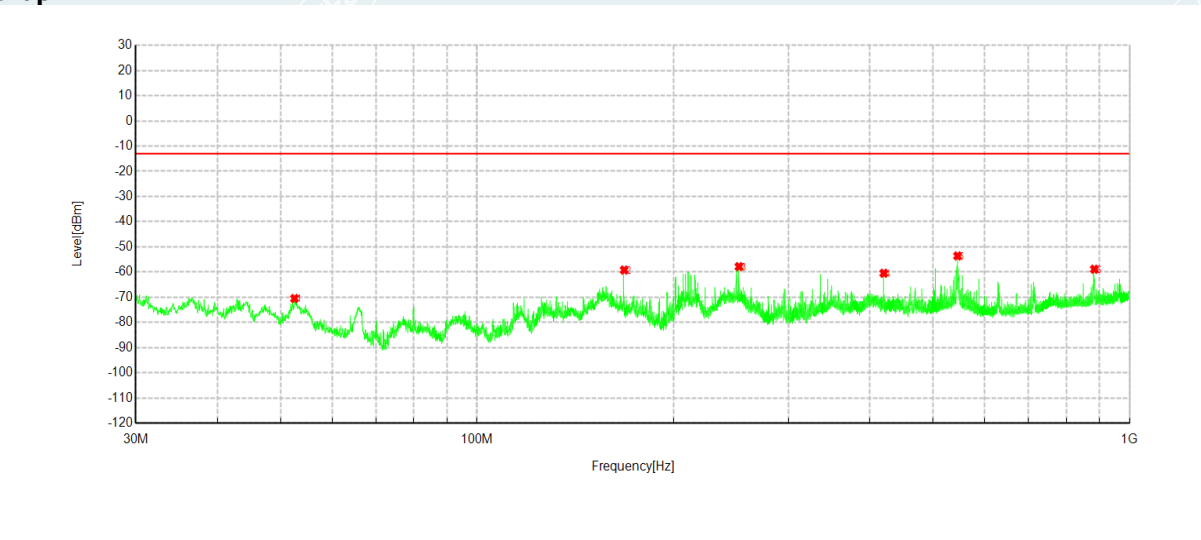

Suspected Data List

NO.	Freq. [MHz]	Reading [dBm]	Level [dBm]	Limit [dBm]	Margin [dB]	Factor [dB]	Detector	Polarity
1	52.504	-56.65	-70.51	-13.00	57.51	-13.86	RMS	Horizontal
2	168.031	-42.68	-59.21	-13.00	46.21	-16.53	RMS	Horizontal
3	251.9845	-44.68	-57.86	-13.00	44.86	-13.18	RMS	Horizontal
4	419.9885	-49.76	-60.48	-13.00	47.48	-10.72	RMS	Horizontal
5	544.973	-45.93	-53.61	-13.00	40.61	-7.68	RMS	Horizontal
6	883.018	-55.77	-58.89	-13.00	45.89	-3.12	RMS	Horizontal

Project Information			
ProjectNo:	E202212230509	EUT:	Telematics Box
Channel	1512	Band:	IV
Mode:	WCDMA	Voltage:	DC24V
Environment:	Temp:25.6℃;Humi:54%RH	Engineer:	Zhang Zishan
SN:	E202212230509-0006	Remark:	/
Date:	2023-02-10 17:16:55		

Test Graph

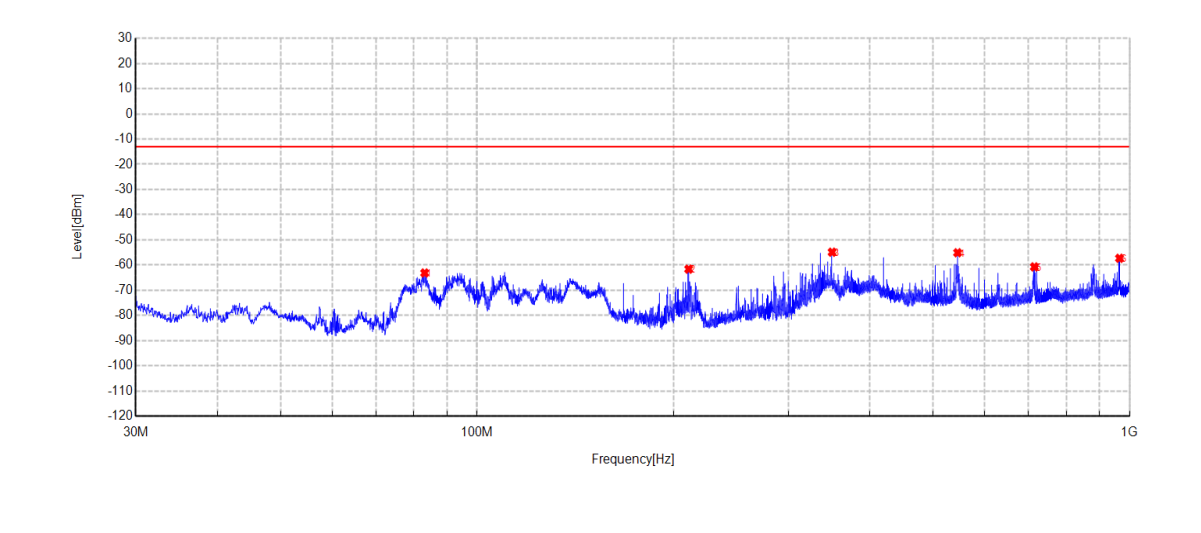

Suspected Data List

NO.	Freq. [MHz]	Reading [dBm]	Level [dBm]	Limit [dBm]	Margin [dB]	Factor [dB]	Detector	Polarity
1	83.1075	-43.07	-63.15	-13.00	50.15	-20.08	RMS	Vertical
2	211.002	-42.86	-61.62	-13.00	48.62	-18.76	RMS	Vertical
3	350.003	-42.78	-54.90	-13.00	41.90	-12.12	RMS	Vertical
4	545.0215	-47.68	-55.11	-13.00	42.11	-7.43	RMS	Vertical
5	714.626	-55.76	-60.74	-13.00	47.74	-4.98	RMS	Vertical
6	965.08	-55.21	-57.32	-13.00	44.32	-2.11	RMS	Vertical

Project Information			
ProjectNo:	E202212230509	EUT:	Telematics Box
Channel	1450	Band:	IV
Mode:	WCDMA	Voltage:	DC24V
Environment:	Temp:25.6℃;Humi:54%RH	Engineer:	Zhang Zishan
SN:	E202212230509-0006	Remark:	/
Date:	2023-02-10 17:18:54		

Test Graph

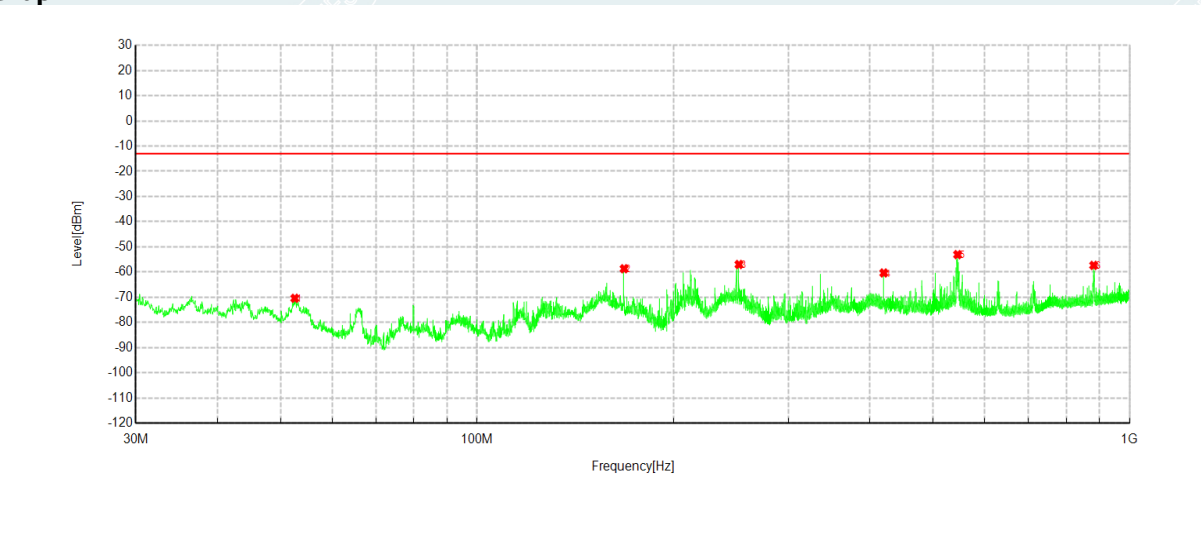

Suspected Data List

NO.	Freq. [MHz]	Reading [dBm]	Level [dBm]	Limit [dBm]	Margin [dB]	Factor [dB]	Detector	Polarity
1	52.5525	-56.57	-70.43	-13.00	57.43	-13.86	RMS	Horizontal
2	167.9825	-42.16	-58.69	-13.00	45.69	-16.53	RMS	Horizontal
3	251.9845	-43.82	-57.00	-13.00	44.00	-13.18	RMS	Horizontal
4	419.9885	-49.64	-60.36	-13.00	47.36	-10.72	RMS	Horizontal
5	545.0215	-45.41	-53.09	-13.00	40.09	-7.68	RMS	Horizontal
6	880.884	-54.17	-57.36	-13.00	44.36	-3.19	RMS	Horizontal

Project Information			
ProjectNo:	E202212230509	EUT:	Telematics Box
Channel	1450	Band:	IV
Mode:	WCDMA	Voltage:	DC24V
Environment:	Temp:25.6℃;Humi:54%RH	Engineer:	Zhang Zishan
SN:	E202212230509-0010	Remark:	
Date:	2023-02-10 17:19:40		

Test Graph

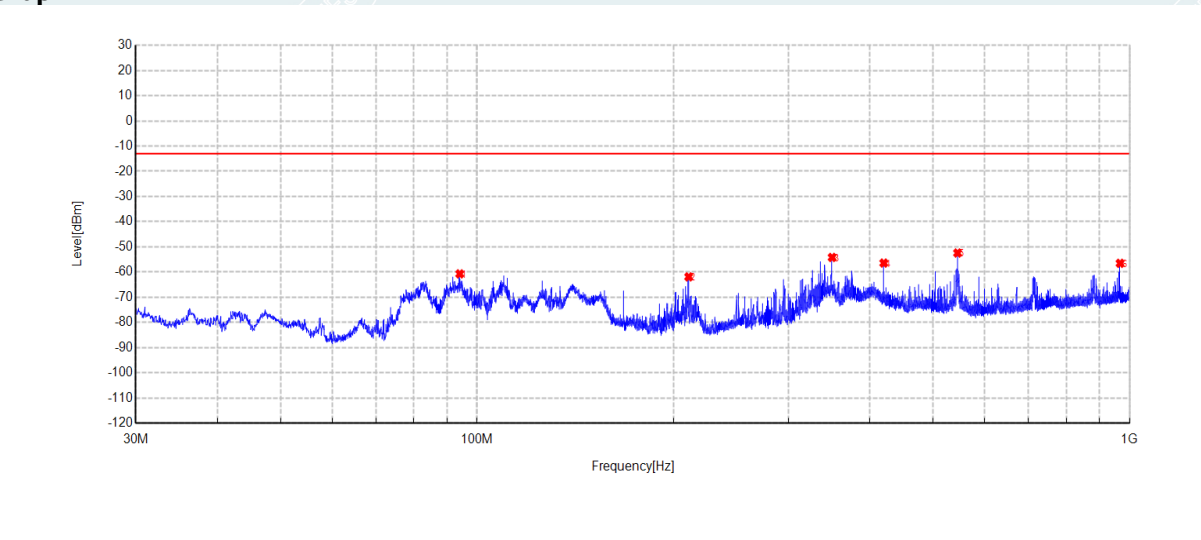

Suspected Data List

NO.	Freq. [MHz]	Reading [dBm]	Level [dBm]	Limit [dBm]	Margin [dB]	Factor [dB]	Detector	Polarity
1	94.0685	-45.33	-60.72	-13.00	47.72	-15.39	RMS	Vertical
2	211.002	-43.15	-61.91	-13.00	48.91	-18.76	RMS	Vertical
3	350.003	-42.08	-54.20	-13.00	41.20	-12.12	RMS	Vertical
4	419.9885	-44.71	-56.43	-13.00	43.43	-11.72	RMS	Vertical
5	544.9245	-45.02	-52.45	-13.00	39.45	-7.43	RMS	Vertical
6	967.0685	-54.36	-56.53	-13.00	43.53	-2.17	RMS	Vertical

Project Information			
ProjectNo:	E202212230509	EUT:	Telematics Box
Channel	1313	Band:	IV
Mode:	WCDMA	Voltage:	DC24V
Environment:	Temp:25.6℃;Humi:54%RH	Engineer:	Zhang Zishan
SN:	E202212230509-0006	Remark:	/
Date:	2023-02-10 17:22:53		

Test Graph

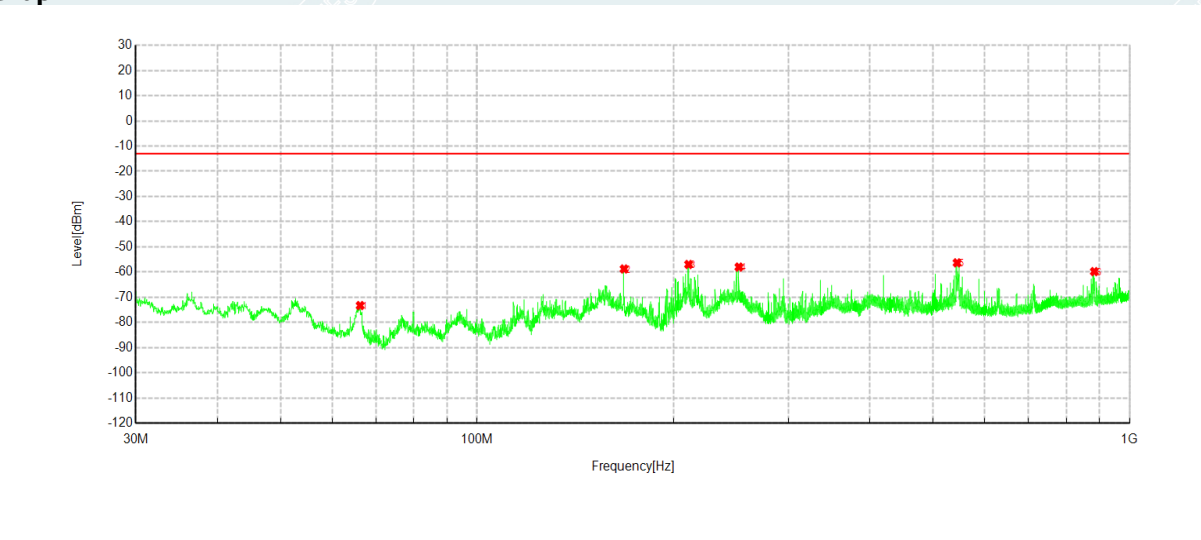

Suspected Data List

NO.	Freq. [MHz]	Reading [dBm]	Level [dBm]	Limit [dBm]	Margin [dB]	Factor [dB]	Detector	Polarity
1	66.181	-55.78	-73.30	-13.00	60.30	-17.52	RMS	Horizontal
2	167.9825	-42.26	-58.79	-13.00	45.79	-16.53	RMS	Horizontal
3	210.9535	-41.60	-56.99	-13.00	43.99	-15.39	RMS	Horizontal
4	251.936	-44.85	-58.03	-13.00	45.03	-13.18	RMS	Horizontal
5	544.003	-48.68	-56.35	-13.00	43.35	-7.67	RMS	Horizontal
6	882.921	-56.70	-59.82	-13.00	46.82	-3.12	RMS	Horizontal

Project Information			
ProjectNo:	E202212230509	EUT:	Telematics Box
Channel	1313	Band:	IV
Mode:	WCDMA	Voltage:	DC24V
Environment:	Temp:25.6℃;Humi:54%RH	Engineer:	Zhang Zishan
SN:	E202212230509-0006	Remark:	/
Date:	2023-02-10 17:23:38		

Test Graph

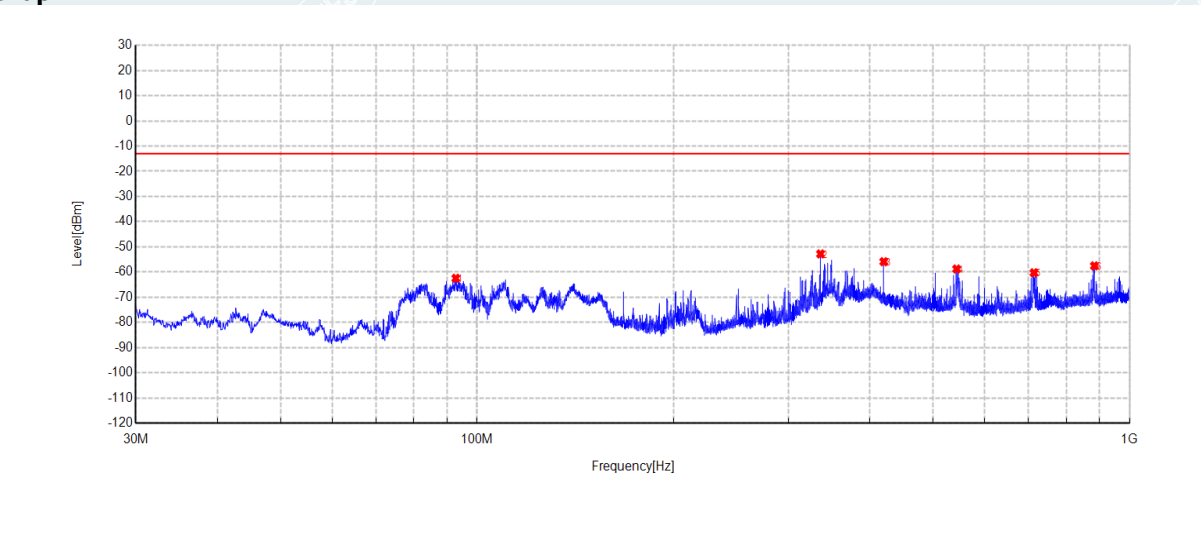

Suspected Data List

NO.	Freq. [MHz]	Reading [dBm]	Level [dBm]	Limit [dBm]	Margin [dB]	Factor [dB]	Detector	Polarity
1	92.759	-46.92	-62.47	-13.00	49.47	-15.55	RMS	Vertical
2	335.9865	-41.02	-52.81	-13.00	39.81	-11.79	RMS	Vertical
3	419.9885	-44.18	-55.90	-13.00	42.90	-11.72	RMS	Vertical
4	543.0815	-51.32	-58.80	-13.00	45.80	-7.48	RMS	Vertical
5	713.559	-55.30	-60.29	-13.00	47.29	-4.99	RMS	Vertical
6	883.1635	-55.19	-57.56	-13.00	44.56	-2.37	RMS	Vertical

Project Information			
ProjectNo:	E202212230509	EUT:	Telematics Box
Channel	1313	Band:	IV
Mode:	WCDMA	Voltage:	DC24V
Environment:	Temp:25.6℃;Humi:54%RH	Engineer:	Zhang Zishan
SN:	E202212230509-0006	Remark:	/
Date:	2023-02-09 16:26:09		

Test Graph

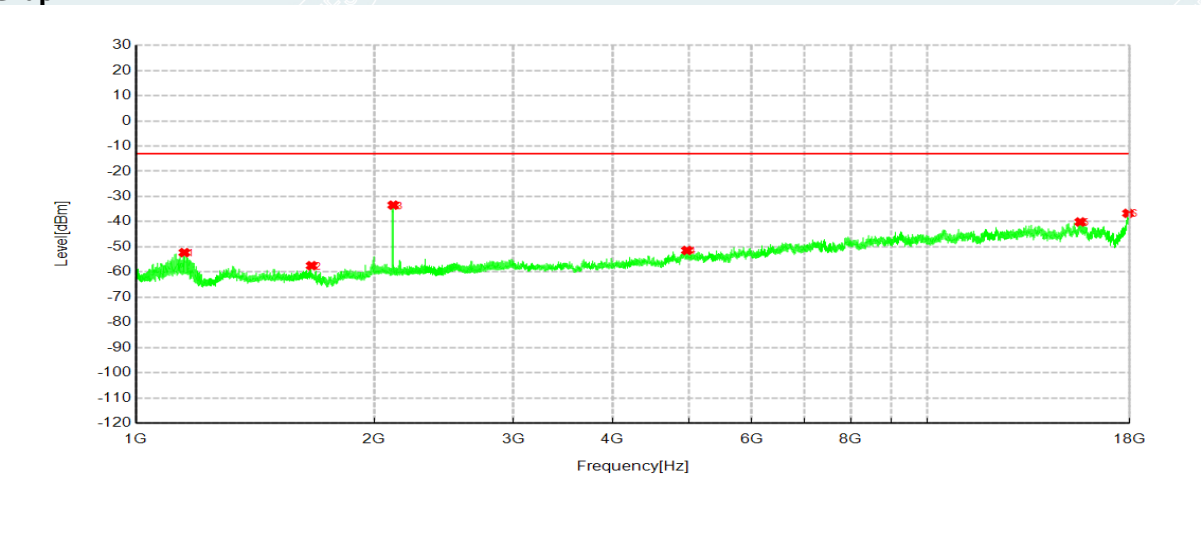

Suspected Data List

NO.	Freq. [MHz]	Reading [dBm]	Level [dBm]	Limit [dBm]	Margin [dB]	Factor [dB]	Detector	Polarity
1	1150.9	-38.67	-52.29	-13.00	39.29	-13.62	RMS	Horizontal
2	1666.7	-45.83	-57.48	-13.00	44.48	-11.65	RMS	Horizontal
3	2113.6	-23.85	-33.45	-13.00	20.45	-9.60	RMS	Horizontal
4	4967.25	-51.34	-51.44	-13.00	38.44	-0.10	RMS	Horizontal
5	15597	-61.50	-40.13	-13.00	27.13	21.37	RMS	Horizontal
6	17925	-60.26	-36.70	-13.00	23.70	23.56	RMS	Horizontal

Project Information			
ProjectNo:	E202212230509	EUT:	Telematics Box
Channel	1313	Band:	IV
Mode:	WCDMA	Voltage:	DC24V
Environment:	Temp:25.6℃;Humi:54%RH	Engineer:	Zhang Zishan
SN:	E202212230509-0006	Remark:	/
Date:	2023-02-09 16:27:37		

Test Graph

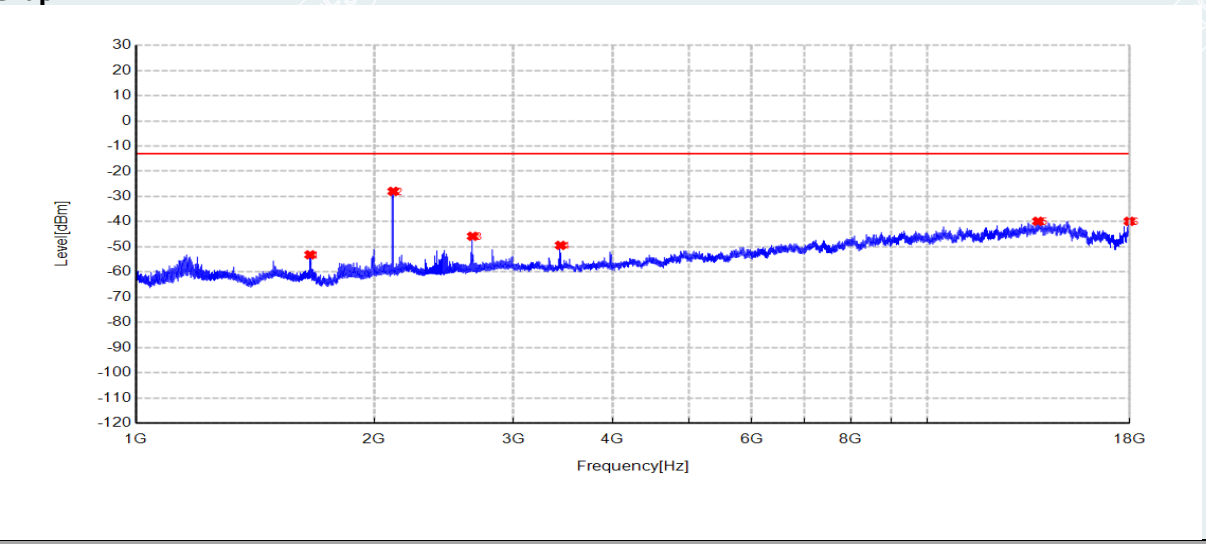

Suspected Data List

NO.	Freq. [MHz]	Reading [dBm]	Level [dBm]	Limit [dBm]	Margin [dB]	Factor [dB]	Detector	Polarity
1	1659.6	-41.27	-53.16	-13.00	40.16	-11.89	RMS	Vertical
2	2113.6	-18.36	-27.98	-13.00	14.98	-9.62	RMS	Vertical
3	2663	-37.93	-45.81	-13.00	32.81	-7.88	RMS	Vertical
4	3439.5	-43.15	-49.42	-13.00	36.42	-6.27	RMS	Vertical
5	13792.5	-61.80	-39.86	-13.00	26.86	21.94	RMS	Vertical
6	17997	-62.34	-39.86	-13.00	26.86	22.48	RMS	Vertical

Project Information			
ProjectNo:	E202212230509	EUT:	Telematics Box
Channel	1450	Band:	IV
Mode:	WCDMA	Voltage:	DC24V
Environment:	Temp:25.6℃;Humi:54%RH	Engineer:	Zhang Zishan
SN:	E202212230509-0006	Remark:	/
Date:	2023-02-09 16:30:21		

Test Graph

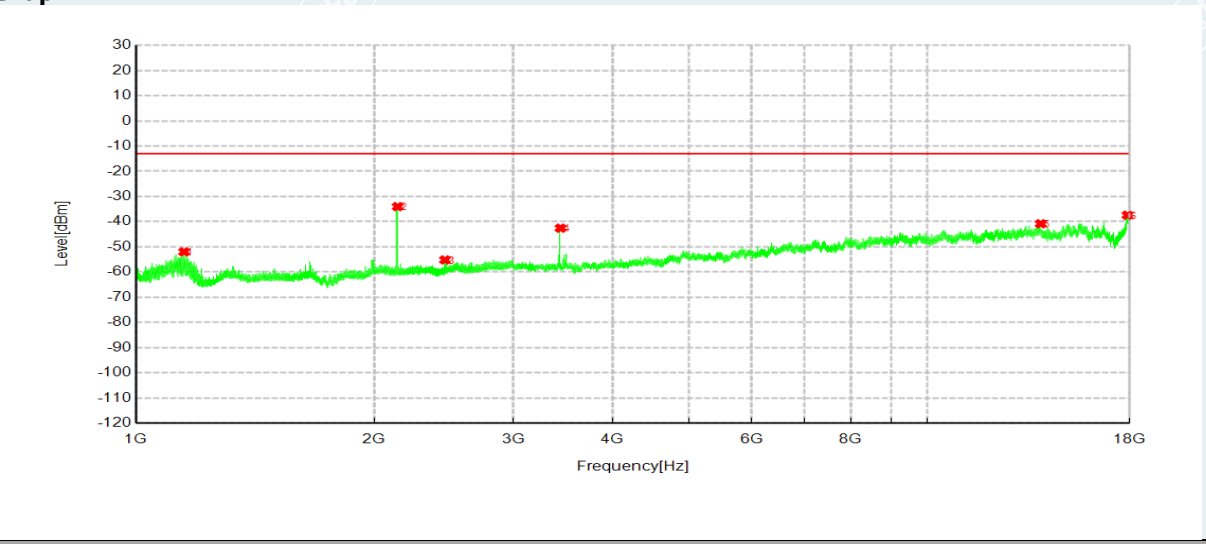

Suspected Data List

NO.	Freq. [MHz]	Reading [dBm]	Level [dBm]	Limit [dBm]	Margin [dB]	Factor [dB]	Detector	Polarity
1	1150.1	-38.42	-52.00	-13.00	39.00	-13.58	RMS	Horizontal
2	2140.7	-24.40	-34.05	-13.00	21.05	-9.65	RMS	Horizontal
3	2456.8	-46.22	-55.19	-13.00	42.19	-8.97	RMS	Horizontal
4	3438.75	-36.63	-42.58	-13.00	29.58	-5.95	RMS	Horizontal
5	13902	-61.48	-40.84	-13.00	27.84	20.64	RMS	Horizontal
6	17895	-60.24	-37.42	-13.00	24.42	22.82	RMS	Horizontal

Project Information			
ProjectNo:	E202212230509	EUT:	Telematics Box
Channel	1450	Band:	IV
Mode:	WCDMA	Voltage:	DC24V
Environment:	Temp:25.6℃;Humi:54%RH	Engineer:	Zhang Zishan
SN:	E202212230509-0006	Remark:	/
Date:	2023-02-09 16:31:49		

Test Graph

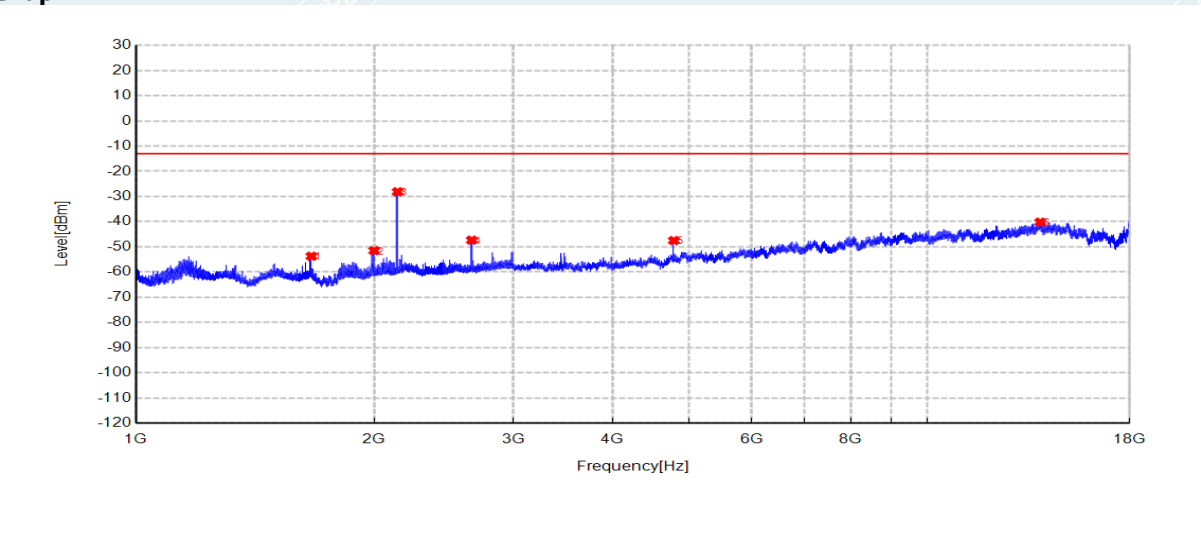

Suspected Data List

NO.	Freq. [MHz]	Reading [dBm]	Level [dBm]	Limit [dBm]	Margin [dB]	Factor [dB]	Detector	Polarity
1	1665.7	-41.72	-53.72	-13.00	40.72	-12.00	RMS	Vertical
2	1999.2	-41.39	-51.50	-13.00	38.50	-10.11	RMS	Vertical
3	2140.1	-18.83	-28.15	-13.00	15.15	-9.32	RMS	Vertical
4	2655.7	-39.50	-47.34	-13.00	34.34	-7.84	RMS	Vertical
5	4780.5	-46.07	-47.52	-13.00	34.52	-1.45	RMS	Vertical
6	13882.5	-62.36	-40.19	-13.00	27.19	22.17	RMS	Vertical

Project Information			
ProjectNo:	E202212230509	EUT:	Telematics Box
Channel	1512	Band:	IV
Mode:	WCDMA	Voltage:	DC24V
Environment:	Temp:25.6℃;Humi:54%RH	Engineer:	Zhang Zishan
SN:	E202212230509-0006	Remark:	/
Date:	2023-02-09 16:34:34		

Test Graph

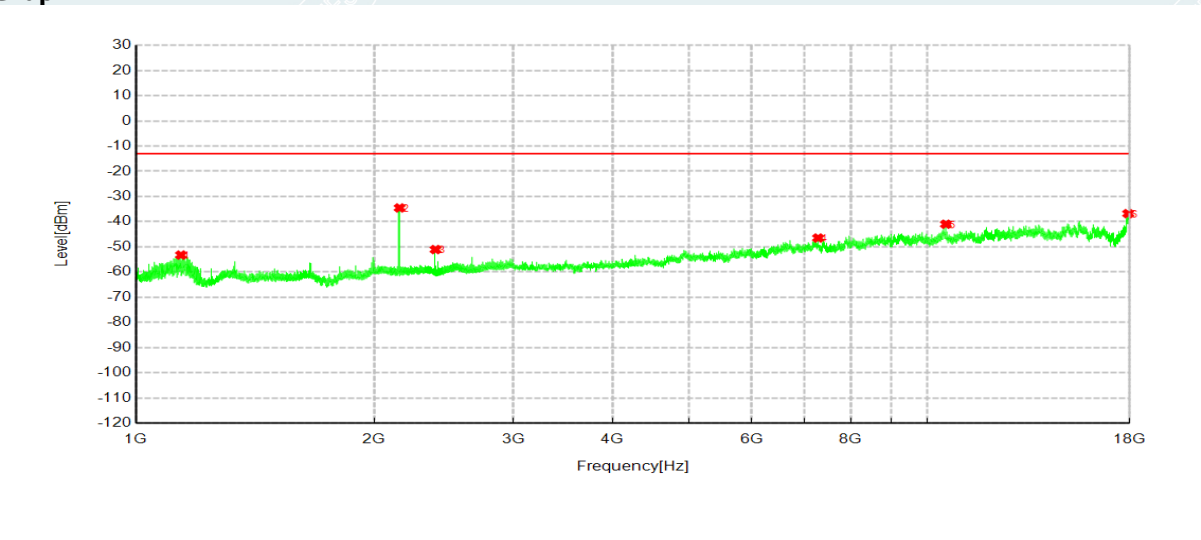

Suspected Data List

NO.	Freq. [MHz]	Reading [dBm]	Level [dBm]	Limit [dBm]	Margin [dB]	Factor [dB]	Detector	Polarity
1	1139.6	-39.72	-53.26	-13.00	40.26	-13.54	RMS	Horizontal
2	2153	-24.91	-34.55	-13.00	21.55	-9.64	RMS	Horizontal
3	2390	-41.71	-51.08	-13.00	38.08	-9.37	RMS	Horizontal
4	7275	-53.41	-46.50	-13.00	33.50	6.91	RMS	Horizontal
5	10551	-55.93	-41.01	-13.00	28.01	14.92	RMS	Horizontal
6	17932.5	-60.54	-36.82	-13.00	23.82	23.72	RMS	Horizontal

Project Information			
ProjectNo:	E202212230509	EUT:	Telematics Box
Channel	1512	Band:	IV
Mode:	WCDMA	Voltage:	DC24V
Environment:	Temp:25.6℃;Humi:54%RH	Engineer:	Zhang Zishan
SN:	E202212230509-0006	Remark:	/
Date:	2023-02-09 16:36:03		

Test Graph

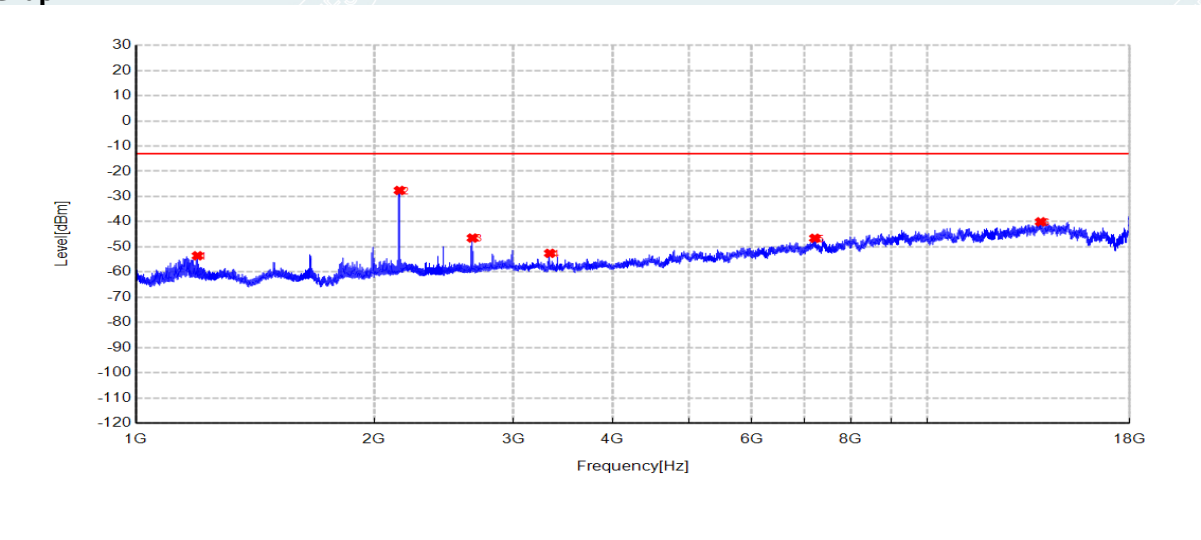

Suspected Data List

NO.	Freq. [MHz]	Reading [dBm]	Level [dBm]	Limit [dBm]	Margin [dB]	Factor [dB]	Detector	Polarity
1	1195.9	-40.28	-53.55	-13.00	40.55	-13.27	RMS	Vertical
2	2152.3	-18.49	-27.62	-13.00	14.62	-9.13	RMS	Vertical
3	2661.7	-38.64	-46.51	-13.00	33.51	-7.87	RMS	Vertical
4	3333	-45.95	-52.58	-13.00	39.58	-6.63	RMS	Vertical
5	7206.75	-54.33	-46.58	-13.00	33.58	7.75	RMS	Vertical
6	13902	-62.53	-40.07	-13.00	27.07	22.46	RMS	Vertical

Project Information			
ProjectNo:	E202212230509	EUT:	Telematics Box
Channel	4232	Band:	V
Mode:	WCDMA	Voltage:	DC24V
Environment:	Temp:25.6℃;Humi:54%RH	Engineer:	Zhang Zishan
SN:	E202212230509-0006	Remark:	/
Date:	2023-02-10 17:02:51		

Test Graph

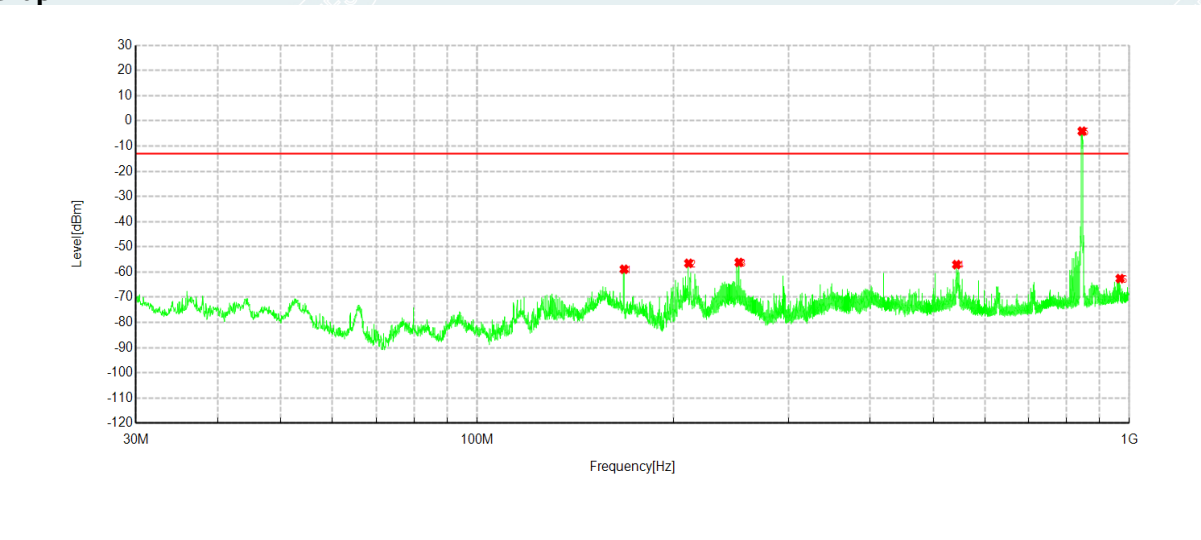

Suspected Data List

NO.	Freq. [MHz]	Reading [dBm]	Level [dBm]	Limit [dBm]	Margin [dB]	Factor [dB]	Detector	Polarity
1	167.9825	-42.37	-58.90	-13.00	45.90	-16.53	RMS	Horizontal
2	210.9535	-41.16	-56.55	-13.00	43.55	-15.39	RMS	Horizontal
3	251.9845	-43.01	-56.19	-13.00	43.19	-13.18	RMS	Horizontal
4	543.033	-49.40	-57.05	-13.00	44.05	-7.65	RMS	Horizontal
5	845.4305	-1.05	-4.10	/	/	-3.05	RMS	Horizontal
6	966.826	-60.73	-62.61	-13.00	49.61	-1.88	RMS	Horizontal

NOTE：NO.5 is the fundamental frequency signal.

Project Information			
ProjectNo:	E202212230509	EUT:	Telematics Box
Channel	4232	Band:	V
Mode:	WCDMA	Voltage:	DC24V
Environment:	Temp:25.6℃;Humi:54%RH	Engineer:	Zhang Zishan
SN:	E202212230509-0006	Remark:	/
Date:	2023-02-10 17:03:37		

Test Graph

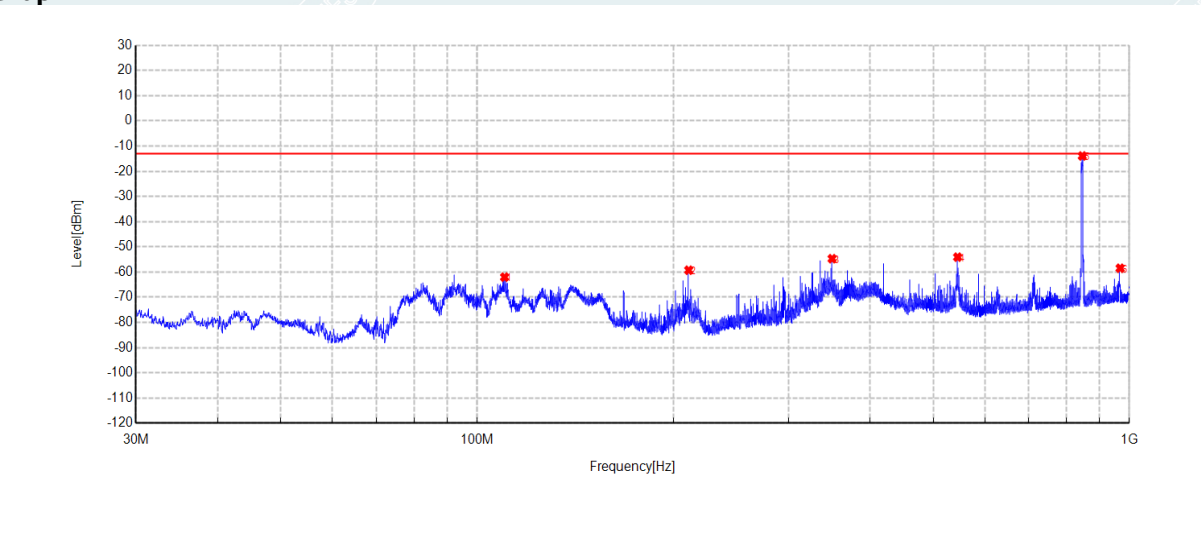

Suspected Data List

NO.	Freq. [MHz]	Reading [dBm]	Level [dBm]	Limit [dBm]	Margin [dB]	Factor [dB]	Detector	Polarity
1	110.1705	-50.70	-62.02	-13.00	49.02	-11.32	RMS	Vertical
2	211.002	-40.50	-59.26	-13.00	46.26	-18.76	RMS	Vertical
3	350.003	-42.58	-54.70	-13.00	41.70	-12.12	RMS	Vertical
4	545.0215	-46.65	-54.08	-13.00	41.08	-7.43	RMS	Vertical
5	846.352	-10.64	-13.92	/	/	-3.28	RMS	Vertical
6	967.1655	-56.31	-58.49	-13.00	45.49	-2.18	RMS	Vertical

NOTE：NO.5 is the fundamental frequency signal.

Project Information			
ProjectNo:	E202212230509	EUT:	Telematics Box
Channel	4175	Band:	V
Mode:	WCDMA	Voltage:	DC24V
Environment:	Temp:25.6℃;Humi:54%RH	Engineer:	Zhang Zishan
SN:	E202212230509-0006	Remark:	/
Date:	2023-02-10 17:06:15		

Test Graph

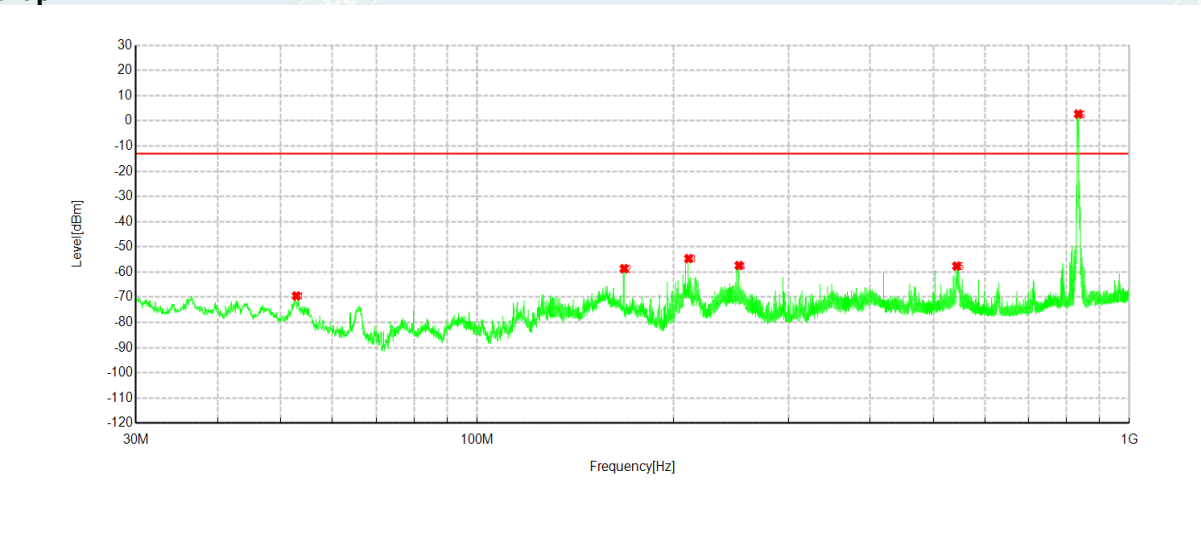

Suspected Data List

NO.	Freq. [MHz]	Reading [dBm]	Level [dBm]	Limit [dBm]	Margin [dB]	Factor [dB]	Detector	Polarity
1	52.8435	-55.62	-69.48	-13.00	56.48	-13.86	RMS	Horizontal
2	167.9825	-42.13	-58.66	-13.00	45.66	-16.53	RMS	Horizontal
3	210.9535	-39.26	-54.65	-13.00	41.65	-15.39	RMS	Horizontal
4	251.9845	-44.22	-57.40	-13.00	44.40	-13.18	RMS	Horizontal
5	543.13	-49.97	-57.62	-13.00	44.62	-7.65	RMS	Horizontal
6	834.6635	5.59	2.72	/	/	-2.87	RMS	Horizontal

NOTE：NO.6 is the fundamental frequency signal.

Project Information			
ProjectNo:	E202212230509	EUT:	Telematics Box
Channel	4175	Band:	V
Mode:	WCDMA	Voltage:	DC24V
Environment:	Temp:25.6℃;Humi:54%RH	Engineer:	Zhang Zishan
SN:	E202212230509-0006	Remark:	
Date:	2023-02-10 17:07:01		

Test Graph

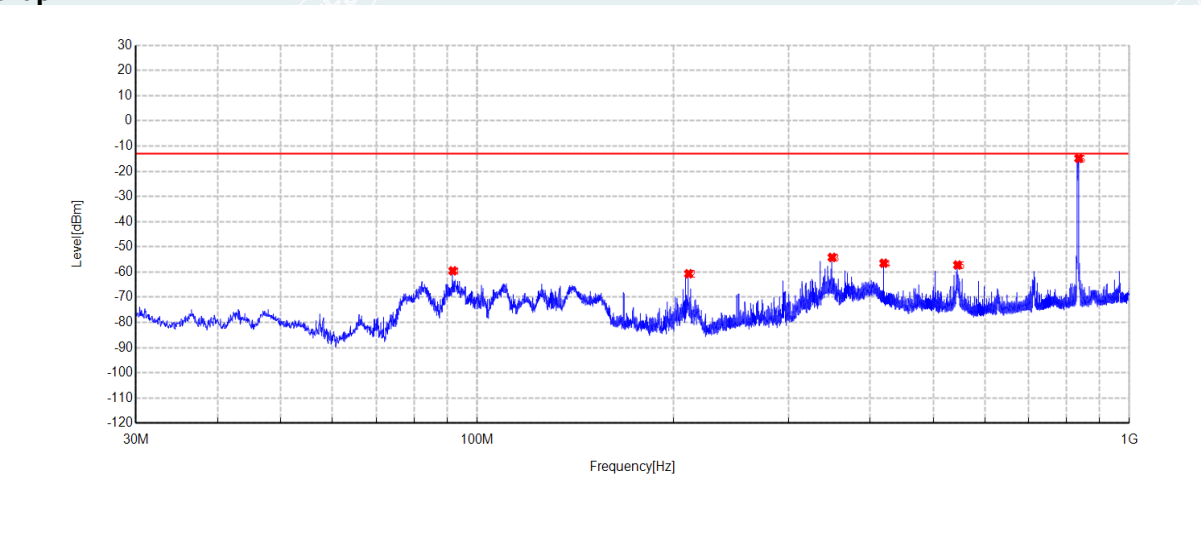

Suspected Data List

NO.	Freq. [MHz]	Reading [dBm]	Level [dBm]	Limit [dBm]	Margin [dB]	Factor [dB]	Detector	Polarity
1	91.789	-43.84	-59.52	-13.00	46.52	-15.68	RMS	Vertical
2	210.9535	-41.91	-60.67	-13.00	47.67	-18.76	RMS	Vertical
3	350.003	-42.08	-54.20	-13.00	41.20	-12.12	RMS	Vertical
4	419.9885	-44.78	-56.50	-13.00	43.50	-11.72	RMS	Vertical
5	544.973	-49.78	-57.21	-13.00	44.21	-7.43	RMS	Vertical
6	835.779	-11.67	-14.88	/	/	-3.21	RMS	Vertical

NOTE：NO.6 is the fundamental frequency signal.

Project Information			
ProjectNo:	E202212230509	EUT:	Telematics Box
Channel	4133	Band:	V
Mode:	WCDMA	Voltage:	DC24V
Environment:	Temp:25.6℃;Humi:54%RH	Engineer:	Zhang Zishan
SN:	E202212230509-0006	Remark:	/
Date:	2023-02-10 17:09:01		

Test Graph

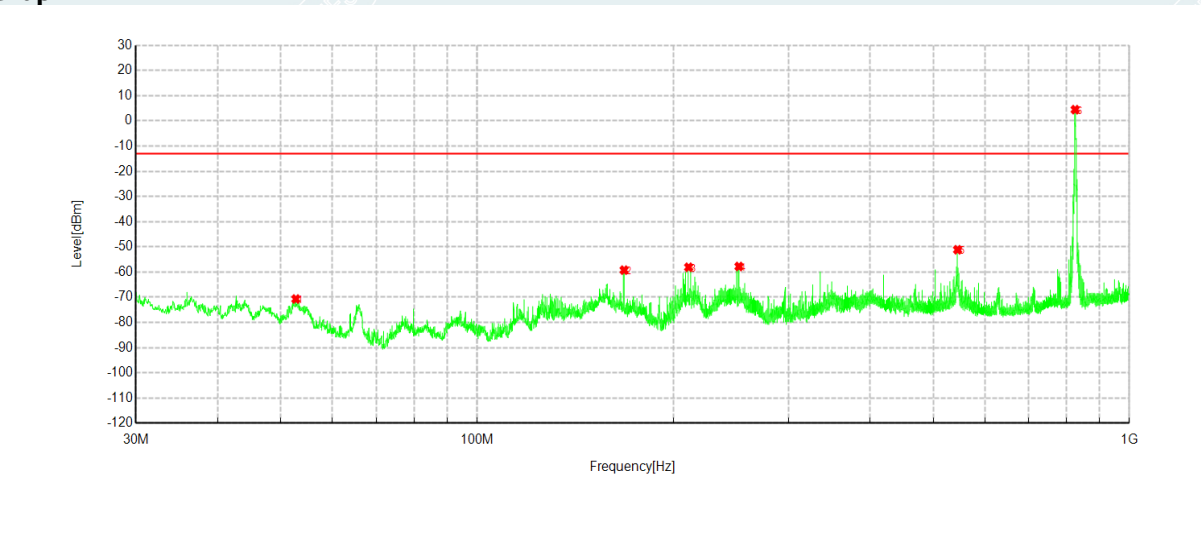

Suspected Data List

NO.	Freq. [MHz]	Reading [dBm]	Level [dBm]	Limit [dBm]	Margin [dB]	Factor [dB]	Detector	Polarity
1	52.7465	-56.84	-70.70	-13.00	57.70	-13.86	RMS	Horizontal
2	167.9825	-42.71	-59.24	-13.00	46.24	-16.53	RMS	Horizontal
3	210.9535	-42.71	-58.10	-13.00	45.10	-15.39	RMS	Horizontal
4	251.9845	-44.61	-57.79	-13.00	44.79	-13.18	RMS	Horizontal
5	544.973	-43.48	-51.16	-13.00	38.16	-7.68	RMS	Horizontal
6	825.2545	7.36	4.45	/	/	-2.91	RMS	Horizontal

NOTE：NO.6 is the fundamental frequency signal.

Project Information			
ProjectNo:	E202212230509	EUT:	Telematics Box
Channel	4133	Band:	V
Mode:	WCDMA	Voltage:	DC24V
Environment:	Temp:25.6℃;Humi:54%RH	Engineer:	Zhang Zishan
SN:	E202212230509-0006	Remark:	/
Date:	2023-02-10 17:09:46		

Test Graph

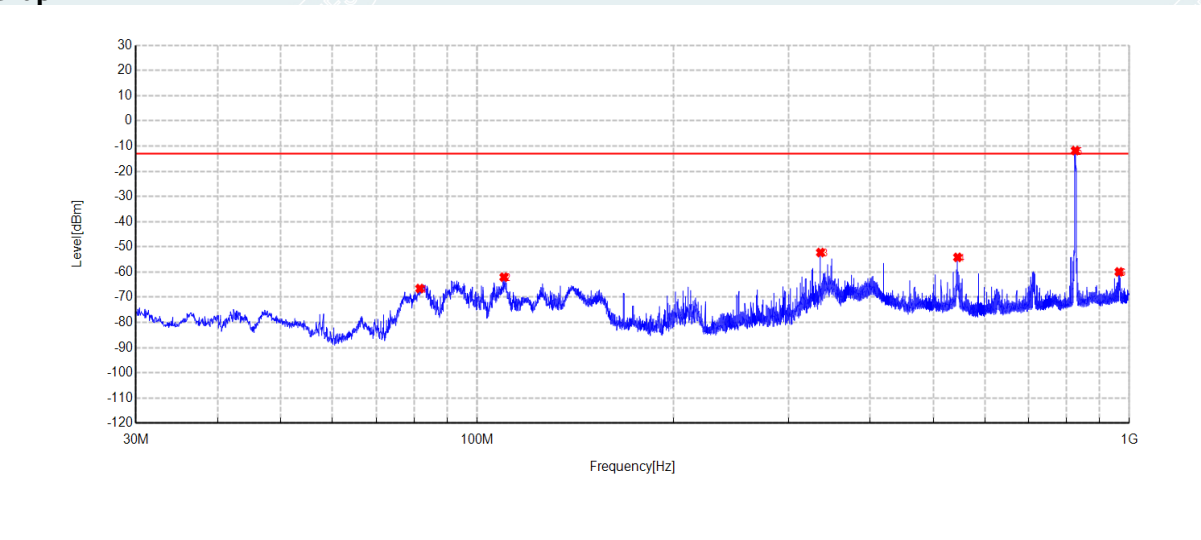

Suspected Data List

NO.	Freq. [MHz]	Reading [dBm]	Level [dBm]	Limit [dBm]	Margin [dB]	Factor [dB]	Detector	Polarity
1	81.701	-45.63	-66.56	-13.00	53.56	-20.93	RMS	Vertical
2	109.928	-50.76	-62.04	-13.00	49.04	-11.28	RMS	Vertical
3	335.9865	-40.47	-52.26	-13.00	39.26	-11.79	RMS	Vertical
4	545.07	-46.74	-54.17	-13.00	41.17	-7.43	RMS	Vertical
5	825.8365	-8.83	-11.80	/	/	-2.97	RMS	Vertical
6	963.625	-57.89	-59.95	-13.00	46.95	-2.06	RMS	Vertical

NOTE：NO.5 is the fundamental frequency signal.

Project Information			
ProjectNo:	E202212230509	EUT:	Telematics Box
Channel	4133	Band:	V
Mode:	WCDMA	Voltage:	DC24V
Environment:	Temp:25.6℃;Humi:54%RH	Engineer:	Zhang Zishan
SN:	E202212230509-0006	Remark:	/
Date:	2023-02-09 16:41:17		

Test Graph

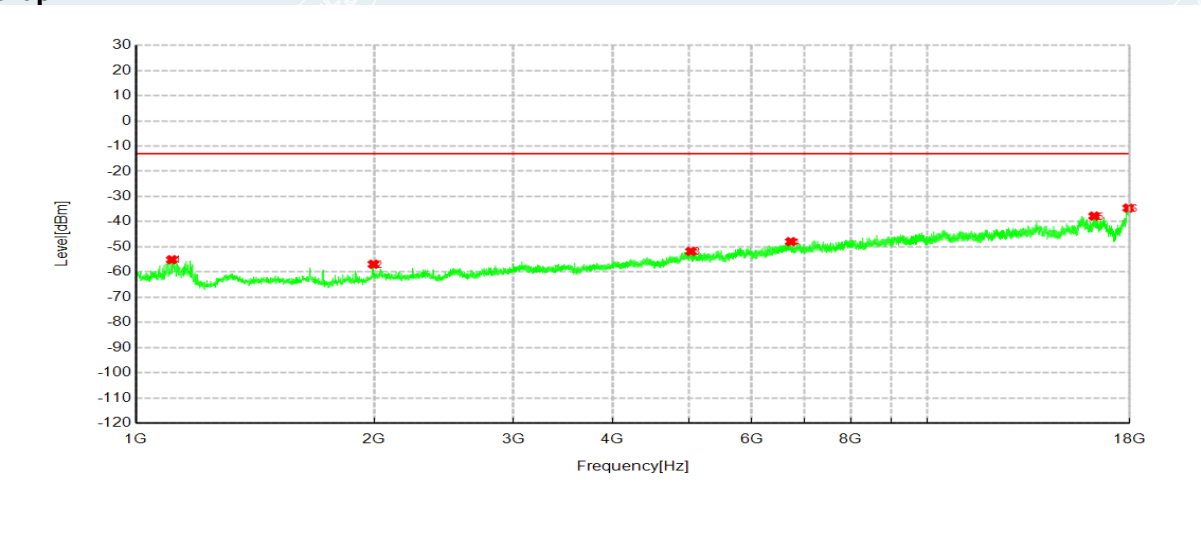

Suspected Data List

NO.	Freq. [MHz]	Reading [dBm]	Level [dBm]	Limit [dBm]	Margin [dB]	Factor [dB]	Detector	Polarity
1	1109.65	-41.57	-55.10	-13.00	42.10	-13.53	RMS	Horizontal
2	1995.35	-46.04	-56.92	-13.00	43.92	-10.88	RMS	Horizontal
3	5025.6	-51.36	-51.79	-13.00	38.79	-0.43	RMS	Horizontal
4	6719.65	-52.58	-47.94	-13.00	34.94	4.64	RMS	Horizontal
5	16240.5	-56.92	-37.79	-13.00	24.79	19.13	RMS	Horizontal
6	17937.95	-57.68	-34.60	-13.00	21.60	23.08	RMS	Horizontal

Project Information			
ProjectNo:	E202212230509	EUT:	Telematics Box
Channel	4133	Band:	V
Mode:	WCDMA	Voltage:	DC24V
Environment:	Temp:25.6℃;Humi:54%RH	Engineer:	Zhang Zishan
SN:	E202212230509-0006	Remark:	/
Date:	2023-02-09 16:42:04		

Test Graph

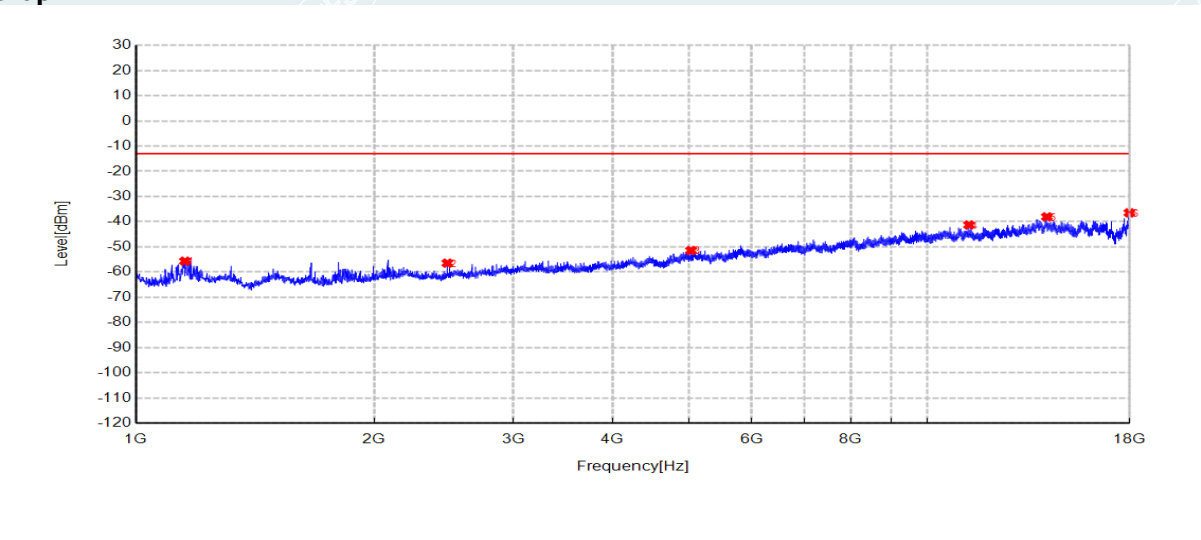

Suspected Data List

NO.	Freq. [MHz]	Reading [dBm]	Level [dBm]	Limit [dBm]	Margin [dB]	Factor [dB]	Detector	Polarity
1	1153	-41.76	-55.69	-13.00	42.69	-13.93	RMS	Vertical
2	2473.9	-45.91	-56.46	-13.00	43.46	-10.55	RMS	Vertical
3	5026.45	-50.70	-51.45	-13.00	38.45	-0.75	RMS	Vertical
4	11286.7	-57.01	-41.32	-13.00	28.32	15.69	RMS	Vertical
5	14155.45	-59.26	-38.09	-13.00	25.09	21.17	RMS	Vertical
6	17998.3	-58.37	-36.51	-13.00	23.51	21.86	RMS	Vertical

Project Information			
ProjectNo:	E202212230509	EUT:	Telematics Box
Channel	4175	Band:	V
Mode:	WCDMA	Voltage:	DC24V
Environment:	Temp:25.6℃;Humi:54%RH	Engineer:	Zhang Zishan
SN:	E202212230509-0006	Remark:	/
Date:	2023-02-09 16:44:13		

Test Graph

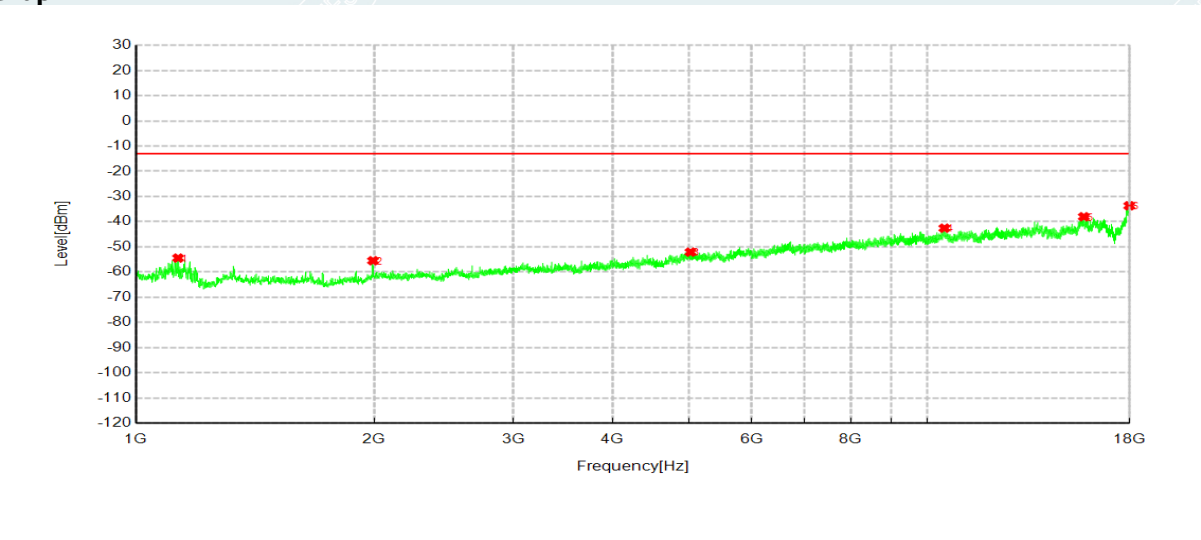

Suspected Data List

NO.	Freq. [MHz]	Reading [dBm]	Level [dBm]	Limit [dBm]	Margin [dB]	Factor [dB]	Detector	Polarity
1	1130.05	-40.84	-54.45	-13.00	41.45	-13.61	RMS	Horizontal
2	1992.8	-44.52	-55.51	-13.00	42.51	-10.99	RMS	Horizontal
3	5018.8	-51.73	-52.10	-13.00	39.10	-0.37	RMS	Horizontal
4	10506.4	-57.50	-42.60	-13.00	29.60	14.90	RMS	Horizontal
5	15761.1	-55.79	-38.04	-13.00	25.04	17.75	RMS	Horizontal
6	17992.35	-56.01	-33.70	-13.00	20.70	22.31	RMS	Horizontal

Project Information			
ProjectNo:	E202212230509	EUT:	Telematics Box
Channel	4175	Band:	V
Mode:	WCDMA	Voltage:	DC24V
Environment:	Temp:25.6℃;Humi:54%RH	Engineer:	Zhang Zishan
SN:	E202212230509-0006	Remark:	/
Date:	2023-02-09 16:45:00		

Test Graph

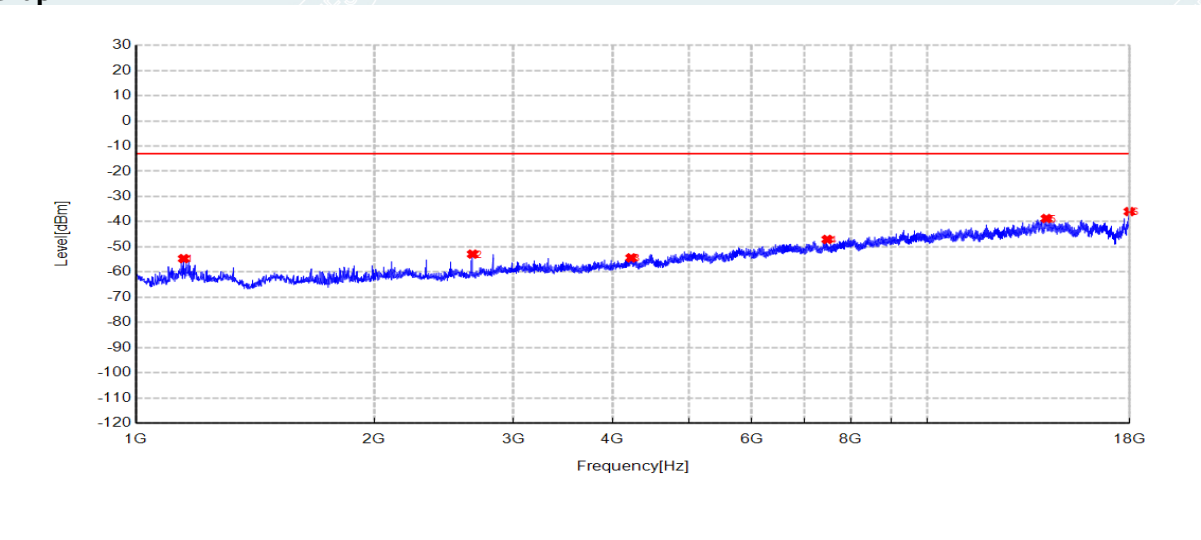

Suspected Data List

NO.	Freq. [MHz]	Reading [dBm]	Level [dBm]	Limit [dBm]	Margin [dB]	Factor [dB]	Detector	Polarity
1	1148.75	-40.67	-54.68	-13.00	41.68	-14.01	RMS	Vertical
2	2662.6	-43.02	-52.89	-13.00	39.89	-9.87	RMS	Vertical
3	4223.2	-50.81	-54.37	-13.00	41.37	-3.56	RMS	Vertical
4	7471.05	-53.25	-47.06	-13.00	34.06	6.19	RMS	Vertical
5	14136.75	-59.97	-38.76	-13.00	25.76	21.21	RMS	Vertical
6	17997.45	-57.79	-36.01	-13.00	23.01	21.78	RMS	Vertical

Project Information			
ProjectNo:	E202212230509	EUT:	Telematics Box
Channel	4232	Band:	V
Mode:	WCDMA	Voltage:	DC24V
Environment:	Temp:25.6℃;Humi:54%RH	Engineer:	Zhang Zishan
SN:	E202212230509-0006	Remark:	/
Date:	2023-02-09 16:47:03		

Test Graph

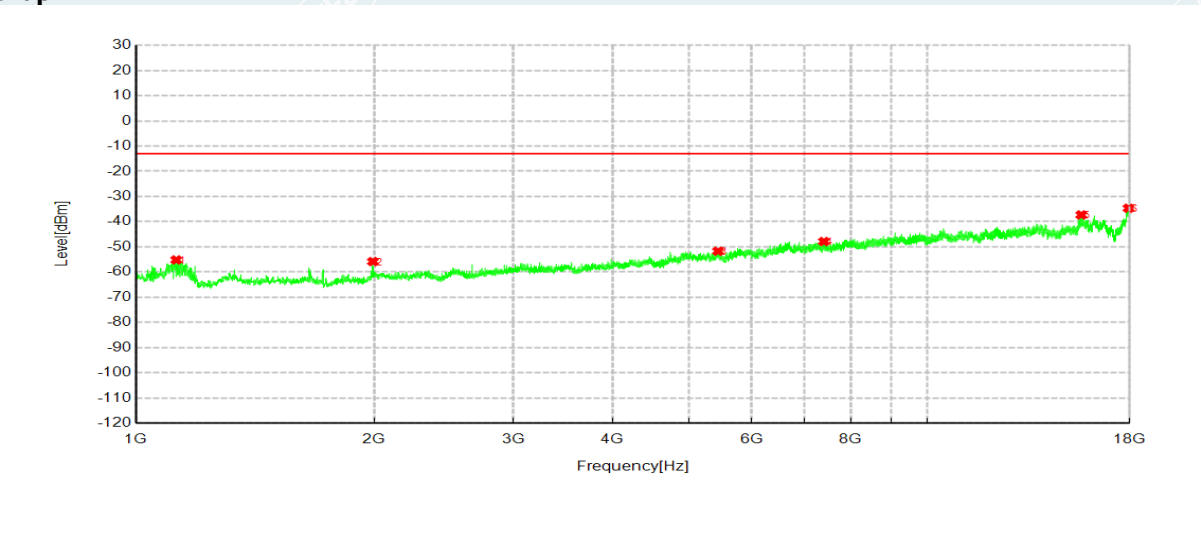

Suspected Data List

NO.	Freq. [MHz]	Reading [dBm]	Level [dBm]	Limit [dBm]	Margin [dB]	Factor [dB]	Detector	Polarity
1	1124.1	-41.61	-55.19	-13.00	42.19	-13.58	RMS	Horizontal
2	1991.95	-44.83	-55.85	-13.00	42.85	-11.02	RMS	Horizontal
3	5437.85	-52.21	-51.74	-13.00	38.74	0.47	RMS	Horizontal
4	7398.8	-54.78	-47.88	-13.00	34.88	6.90	RMS	Horizontal
5	15646.35	-56.60	-37.33	-13.00	24.33	19.27	RMS	Horizontal
6	17952.4	-58.01	-34.68	-13.00	21.68	23.33	RMS	Horizontal

Project Information			
ProjectNo:	E202212230509	EUT:	Telematics Box
Channel	4232	Band:	V
Mode:	WCDMA	Voltage:	DC24V
Environment:	Temp:25.6℃;Humi:54%RH	Engineer:	Zhang Zishan
SN:	E202212230509-0006	Remark:	/
Date:	2023-02-09 16:47:49		
Standard:			

Test Graph

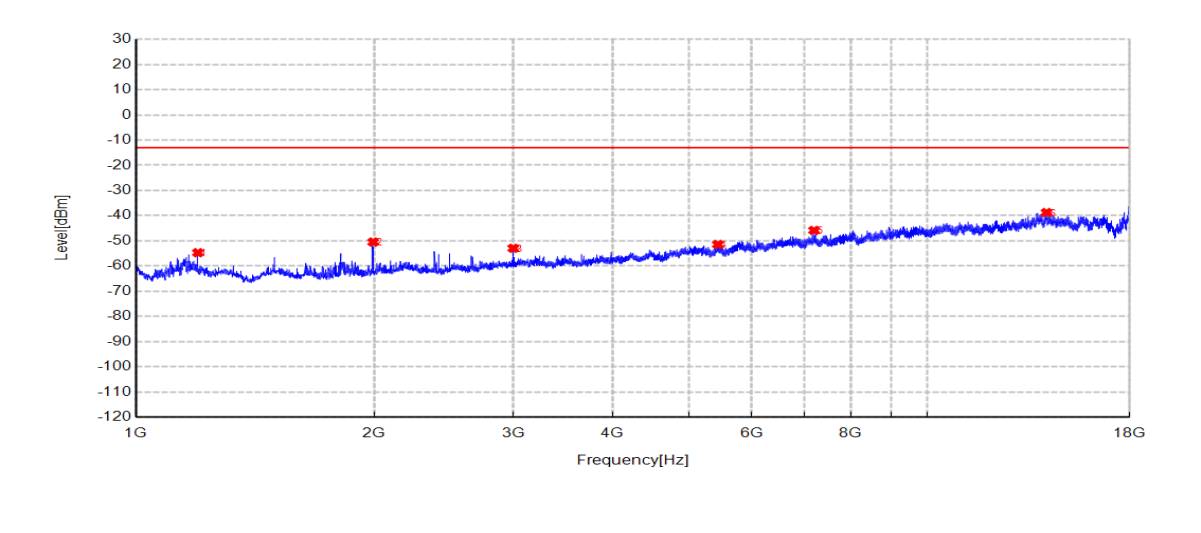

Suspected Data List								
NO.	Freq. [MHz]	Reading [dBm]	Level [dBm]	Limit [dBm]	Margin [dB]	Factor [dB]	Detector	Polarity
1	1197.2	-41.19	-54.71	-13.00	41.71	-13.52	RMS	Vertical
2	1993.65	-38.68	-50.48	-13.00	37.48	-11.80	RMS	Vertical
3	2996.65	-44.94	-52.95	-13.00	39.95	-8.01	RMS	Vertical
4	5434.45	-51.63	-51.44	-13.00	38.44	0.19	RMS	Vertical
5	7188.85	-52.82	-45.85	-13.00	32.85	6.97	RMS	Vertical
6	14141	-60.03	-38.75	-13.00	25.75	21.28	RMS	Vertical

Remark:

The disturbance below 30MHz was very low, and the above harmonics were the highest point could be found when testing, so only the worst case data had been displayed.

We have tested all modulation and all Bandwidth , but only the worst case data presented in this report.

---------- **The following blanks** ----------

7. TEST PHOTO

Please refer to the attached document E202212230509-13 FCC-Test Photo.

---------- The following blanks ----------

8. PHOTOGRAPH OF THE EUT

Please refer to the attached document E202212230509-15 EUT Photo.

---------- End of Report ----------