TEST REPORT

Applicant Name :	Xunison Inc
Address :	11720 Amber Park Dr.Suite 160 Atlanta, GA 30009 United States
Report Number :	RA221215-61882E-RF-00B
FCC ID:	2BAT3D50

Test Standard (s)

FCC PART 15.407

Sample Description

Product Type:	Xunison Hub
Model No.:	D50
Multiple Model(s) No.:	N/A
Trade Mark:	XUNISON
Date Received:	2022/12/15
Report Date:	2023/06/13

Test Result:	Pass*

* In the configuration tested, the EUT complied with the standards above.

Prepared and Checked By:

Nick Fang

EMC Engineer

Approved By:

Candy Li

EMC Engineer

Note: This report may contain data that are not covered by the A2LA accreditation and are marked with an asterisk "★ ".

Shenzhen Accurate Technology Co., Ltd. is not responsible for the authenticity of any test data provided by the applicant. Data included from the applicant that may affect test results are marked with an asterisk '*'. Customer model name, addresses, names, trademarks etc. are not considered data.

This report cannot be reproduced except in full, without prior written approval of the Company. Unless otherwise stated the results shown in this test report refer only to the sample(s) tested. This report is valid only with a valid digital signature. The digital signature may be Ave.ailable only under the Adobe software above version 7.0.

TABLE OF CONTENTS

DOCUMENT REVISION HISTORY **3**

GENERAL INFORMATION **4**
- PRODUCT DESCRIPTION FOR EQUIPMENT UNDER TEST (EUT) 4
- OBJECTIVE 4
- TEST METHODOLOGY 5
- MEASUREMENT UNCERTAINTY 5
- TEST FACILITY 5

SYSTEM TEST CONFIGURATION **6**
- DESCRIPTION OF TEST CONFIGURATION 6
- EUT EXERCISE SOFTWARE 7
- EQUIPMENT MODIFICATIONS 10
- SUPPORT EQUIPMENT LIST AND DETAILS 10
- EXTERNAL I/O CABLE 11
- BLOCK DIAGRAM OF TEST SETUP 11

SUMMARY OF TEST RESULTS **13**

TEST EQUIPMENT LIST **14**

FCC §1.1307 (B) (3) & §2.1091- MPE-BASED EXEMPTION **15**

FCC §15.203 – ANTENNA REQUIREMENT **17**
- APPLICABLE STANDARD 17
- ANTENNA CONNECTOR CONSTRUCTION 17

FCC §15.407 (B) (6) §15.207 (A) – CONDUCTED EMISSIONS **18**
- APPLICABLE STANDARD 18
- EUT SETUP 18
- EMI TEST RECEIVER SETUP 18
- TEST PROCEDURE 18
- CORRECTED FACTOR & MARGIN CALCULATION 19
- TEST DATA 19

§15.205 & §15.209 & §15.407(B)– UNDESIRABLE EMISSION **26**
- APPLICABLE STANDARD 26
- EUT SETUP 26
- EMI TEST RECEIVER & SPECTRUM ANALYZER SETUP 27
- TEST PROCEDURE 27
- FACTOR & MARGIN CALCULATION 28
- TEST DATA 28

FCC §15.407(A) – CONDUCTED TRANSMITTER OUTPUT POWER **77**
- APPLICABLE STANDARD 77
- TEST PROCEDURE 77
- TEST DATA 78

DOCUMENT REVISION HISTORY

Revision Number	Report Number	Description of Revision	Date of Revision
0	RA221215-61882E-RF-00B	Original Report	2023/06/13

GENERAL INFORMATION

Product Description for Equipment under Test (EUT)

Frequency Range	5G Wi-Fi: 5150-5250MHz; 5250-5350MHz; 5470-5725MHz; 5725-5850MHz
Device Type	Master Device
Mode	802.11a/n20/n40/ac20/ac40/ac80/ac160/ax20/ax40/ax80/ax160
Maximum Conducted Average Output Power	5150-5250MHz: 18.40dBm 5250-5350MHz: 20.34dBm 5470-5725MHz: 20.47dBm 5725-5850MHz: 19.87dBm
Modulation Technique	OFDM, OFDMA
Antenna Specification*	ANT 0: 5.0dBi, ANT 1: 5.0dBi, ANT 2: 5.0dBi, ANT 3:5.0dBi (It is provided by the applicant)
Voltage Range	DC12V from adapter
TPC Function*	Support
Beam-forming*	Not Support
Sample serial number	1ZF6 for Conducted and Radiated Emissions Test (Assigned by ATC)
Sample/EUT Status	Good condition
Adapter 1 Information	Model: AS2406A-1202000DM Input: AC 100-240V, 50/60Hz, 0.8A MAX Output: DC 12.0V, 2.0A, 24.0W
Adapter 2 Information	Model: AS2406A-1202000US Input: AC 100-240V, 50/60Hz, 0.8A MAX Output: DC 12.0V, 2000mA
Adapter 3 Information	Model: RD1202000-C55-154MG Input: AC 100-240V, 50/60Hz, 1.0A MAX Output: DC 12.0V, 2.0A

Objective

This test report is in accordance with Part 2-Subpart J, Part 15-Subparts A and E of the Federal Communication Commissions rules.

The tests were performed in order to determine compliance with FCC Part 15, Subpart E, section 15.203, 15.205, 15.207, 15.209 and 15.407 rules.

Test Methodology

All measurements contained in this report were conducted with ANSI C63.10-2013, American National Standard of Procedures for Compliance Testing of Unlicensed Wireless Devices. And KDB789033 D02 General U-NII Test Procedures New Rules v02r01.

All emissions measurement was performed at Shenzhen Accurate Technology Co., Ltd. The radiated testing was performed at an antenna-to-EUT distance of 3 meters.

Each test item follows test standards and with no deviation.

Measurement Uncertainty

Parameter		Uncertainty
Occupied Channel Bandwidth		5%
RF Frequency		$0.082*10^{-7}$
RF output power, conducted		0.73dB
Unwanted Emission, conducted		1.6dB
AC Power Lines Conducted Emissions		2.72dB
Emissions, Radiated	9kHz - 30MHz	2.66dB
	30MHz - 1GHz	4.28dB
	1GHz - 18GHz	4.98dB
	18GHz - 26.5GHz	5.06dB
	26.5GHz - 40GHz	4.72dB
Temperature		1℃
Humidity		6%
Supply voltages		0.4%

Note: The extended uncertainty given in this report is obtained by combining the standard uncertainty times the coverage factor K with the 95% confidence interval. Otherwise required by the applicant or Product Regulations, Decision Rule in this report did not consider the uncertainty.

Test Facility

The test site used by Shenzhen Accurate Technology Co., Ltd. to collect test data is located on the 1/F., Building A, Changyuan New Material Port, Science & Industry Park, Nanshan District, Shenzhen, Guangdong, P.R. China.

The test site has been approved by the FCC under the KDB 974614 D01 and is listed in the FCC Public Access Link (PAL) database, FCC Registration No.: 708358, the FCC Designation No.: CN1189. Accredited by American Association for Laboratory Accreditation (A2LA) The Certificate Number is 429 7.01.

Listed by Innovation, Science and Economic Development Canada (ISEDC), the Registration Number is 5077A.

SYSTEM TEST CONFIGURATION

Description of Test Configuration

The system was configured for testing in an engineering mode, which was provided by manufacturer.

For 5150-5350MHz Band, 15 channels are provided to testing:

Channel	Frequency (MHz)	Channel	Frequency (MHz)
36	5180	52	5260
38	5190	54	5270
40	5200	56	5280
42	5210	58	5290
44	5220	60	5300
46	5230	62	5310
48	5240	64	5320
50	5250	/	/

For 802.11a/n20/ac20/ax20 mode: channel 36, 40, 48 were tested for 5150-5250MHz band, channel 52, 56, 64 were tested for 5250-5350MHz band;
For 802.11n40/ac40/ax40 mode: channel 38, 46 were tested for 5150-5250MHz band, channel 54, 62 were tested for 5250-5350MHz band;
For 802.11ac80/ax80 mode: channel 42 was tested for 5150-5250MHz band, channel 58 was tested for 5250-5350MHz band;
For 802.11ac160/ax160 mode: channel 50 was tested

For 5470-5725MHz Band, 19 channels are provided to testing:

Channel	Frequency (MHz)	Channel	Frequency (MHz)
100	5500	120	5600
102	5510	122	5610
104	5520	124	5620
106	5530	126	5630
108	5540	128	5640
110	5550	132	5660
112	5560	134	5670
114	5570	136	5680
116	5580	140	5700
118	5590		

For 802.11a, 802.11n20/ac20/ax20 mode: channel 100, 116, 140 were tested;
For 802.11n40/ac40/ax40 mode: channel 102, 110, 134 were tested.
For 802.11ac80/ax80 mode, channel 106, 122 were tested.
For 802.11ac160/ax160 mode, channel 114 was tested.

For 5725-5850MHz Band, 8 channels are provided to testing:

Channel	Frequency (MHz)	Channel	Frequency (MHz)
149	5745	157	5785
151	5755	159	5795
153	5765	161	5805
155	5775	165	5825

For 802.11a/n20/ac20/ax20 mode: channel 149, 157, 165 were tested;
For 802.11n40/ac40/ax40 mode: channel 151, 159 were tested;
For 802.11ac80/ax80 mode, channel 155 was tested

EUT Exercise Software

"QPST ; RU : Hawkeye-OFDMA-ReferenceOnly_LP_forCustomer.exe *" exercise software was used. The software and power level was provided by the applicant.

The worst case was performed under:

U-NII	Test Mode	Data rate	RU Size	RU Index	Power Level*		
					Low Channel	Middle Channel	High Channel
5150 – 5250MHz	802.11a	6 Mbps	NA	NA	5	5	5
	802.11n20	MCS0	NA	NA	8	8	8
	802.11n40	MCS0	NA	NA	8	/	8
	802.11ac20	MCS0	NA	NA	8	8	8
	802.11ac40	MCS0	NA	NA	8	/	8
	802.11ac80	MCS0	NA	NA	/	8	/
	11AX20	MCS0	26Tone	RU0	3	3	3
			52Tone	RU37	6	6	6
			106Tone	RU53	9	9	9
			242Tone	RU61	8	8	8
	11AX40	MCS0	26Tone	RU0	0	/	0
			52Tone	RU37	3	/	3
			106Tone	RU53	6	/	6
			242Tone	RU61	9	/	9
			484Tone	RU65	8	/	8
	11AX80	MCS0	26Tone	RU0	/	-4	/
			52Tone	RU37	/	-1	/
			106Tone	RU53	/	2	/
			242Tone	RU61	/	5	/
			484Tone	RU65	/	8	/
			996Tone	RU67	/	8	/

U-NII	Test Mode	Data rate	RU Size	RU Index	Power Level*		
					Low Channel	Middle Channel	High Channel
5250 – 5350MHz	802.11a	6 Mbps	NA	NA	10	10	10
	802.11n20	MCS0	NA	NA	10	10	10
	802.11n40	MCS0	NA	NA	10	/	10
	802.11ac20	MCS0	NA	NA	10	10	10
	802.11ac40	MCS0	NA	NA	10	/	10
	802.11ac80	MCS0	NA	NA	/	10	/
	11AX20	MCS0	26Tone	RU0	3	3	3
			52Tone	RU37	6	6	6
			106Tone	RU53	9	9	9
			242Tone	RU61	10	10	10
	11AX40	MCS0	26Tone	RU0	0	/	0
			52Tone	RU37	3	/	3
			106Tone	RU53	6	/	6
			242Tone	RU61	9	/	9
			484Tone	RU65	10	/	10
	11AX80	MCS0	26Tone	RU0	/	-4	/
			52Tone	RU37	/	-1	/
			106Tone	RU53	/	2	/
			242Tone	RU61	/	5	/
			484Tone	RU65	/	8	/
			996Tone	RU67	/	10	/

U-NII	Test Mode	Data rate	RU Size	RU Index	Power Level*		
					Low Channel	Middle Channel	High Channel
5250MHz	11AC160	MCS0	NA	NA	/	10	/
	11AX160	MCS0	26Tone	RU0	/	-7	/
			52Tone	RU37	/	-4	/
			106Tone	RU53	/	-1	/
			242Tone	RU61	/	2	/
			484Tone	RU65	/	5	/
			996Tone	RU67	/	8	/
			2*996Tone	RU68	/	10	/

U-NII	Test Mode	Data rate	RU Size	RU Index	Power Level*		
					Low Channel	Middle Channel	High Channel
5470-5725MHz	802.11a	6 Mbps	NA	NA	10	10	10
	802.11n20	MCS0	NA	NA	10	10	10
	802.11n40	MCS0	NA	NA	10	10	10
	802.11ac20	MCS0	NA	NA	10	10	10
	802.11ac40	MCS0	NA	NA	10	10	10
	802.11ac80	MCS0	NA	NA	10	/	10
	802.11ac160	MCS0	NA	NA	/	10	/
	11AX20	MCS0	26Tone	RU0	3	3	3
			52Tone	RU37	6	6	6
			106Tone	RU53	9	9	9
			242Tone	RU61	10	10	10
	11AX40	MCS0	26Tone	RU0	0	0	0
			52Tone	RU37	3	3	3
			106Tone	RU53	6	6	6
			242Tone	RU61	9	9	9
			484Tone	RU65	10	10	10
	11AX80	MCS0	26Tone	RU0	-4	/	-4
			52Tone	RU37	-1	/	-1
			106Tone	RU53	2	/	2
			242Tone	RU61	5	/	5
			484Tone	RU65	8	/	8
			996Tone	RU67	10	/	10
	11AX160	MCS0	26Tone	RU0	/	-7	/
			52Tone	RU37	/	-4	/
			106Tone	RU53	/	-1	/
			242Tone	RU61	/	2	/
			484Tone	RU65	/	5	/
			996Tone	RU67	/	8	/
			2*996Tone	RU68	/	10	/

U-NII	Test Mode	Data rate	RU Size	RU Index	Power Level		
					Low Channel	Middle Channel	High Channel
5725-5850MHz	802.11a	6 Mbps	NA	NA	10	10	10
	802.11n20	MCS0	NA	NA	10	10	10
	802.11n40	MCS0	NA	NA	10	/	10
	802.11ac20	MCS0	NA	NA	10	10	10
	802.11ac40	MCS0	NA	NA	10	/	10
	802.11ac80	MCS0	NA	NA	/	10	/
	11AX20	MCS0	26Tone	RU0	3	3	3
			52Tone	RU37	6	6	6
			106Tone	RU53	9	9	9
			242Tone	RU61	10	10	10
	11AX40	MCS0	26Tone	RU0	0	/	0
			52Tone	RU37	3	/	3
			106Tone	RU53	6	/	6
			242Tone	RU61	9	/	9
			484Tone	RU65	10	/	10
	11AX80	MCS0	26Tone	RU0	/	-4	/
			52Tone	RU37	/	-1	/
			106Tone	RU53	/	2	/
			242Tone	RU61	/	5	/
			484Tone	RU65	/	8	/
			996Tone	RU67	/	10	/

EUT support SISO/MIMO for all modes, according to pre-scan, the worst case MIMO was test and recorded in report.

The worst-case data rates are determined to be as follows for each mode based upon inverstigation by measuring the average power, peak power and PSD across all data rates, bandwidths and modulations.

All the antenna ports have the same power level.

Equipment Modifications

No modification was made to the EUT tested.

Support Equipment List and Details

Manufacturer	Description	Model	Serial Number
DELL	Note Book1	Latitude E4710	PC201911252059
DELL	Note Book2	Latitude E4710	PC201911252060
DELL	Note Book3	Latitude E4710	PC201911252061
HUAWEI	Router	WS5100	A4933FEF1D01
Kingston	U-disk	DTKN	100008447371

External I/O Cable

Cable Description	Length (m)	From Port	To
Un-shielded detachable RJ45 cable	8.0	EUT	NoteBook1
Un-shielded detachable RJ45 cable	8.0	EUT	NoteBook2
Un-shielded detachable RJ45 cable	8.0	EUT	NoteBook3
Un-shielded detachable RJ45 cable	8.0	EUT	Router
Unshielded Un-detachable DC cable	1.8	Adapter	EUT

Block Diagram of Test Setup

For conducted emission;

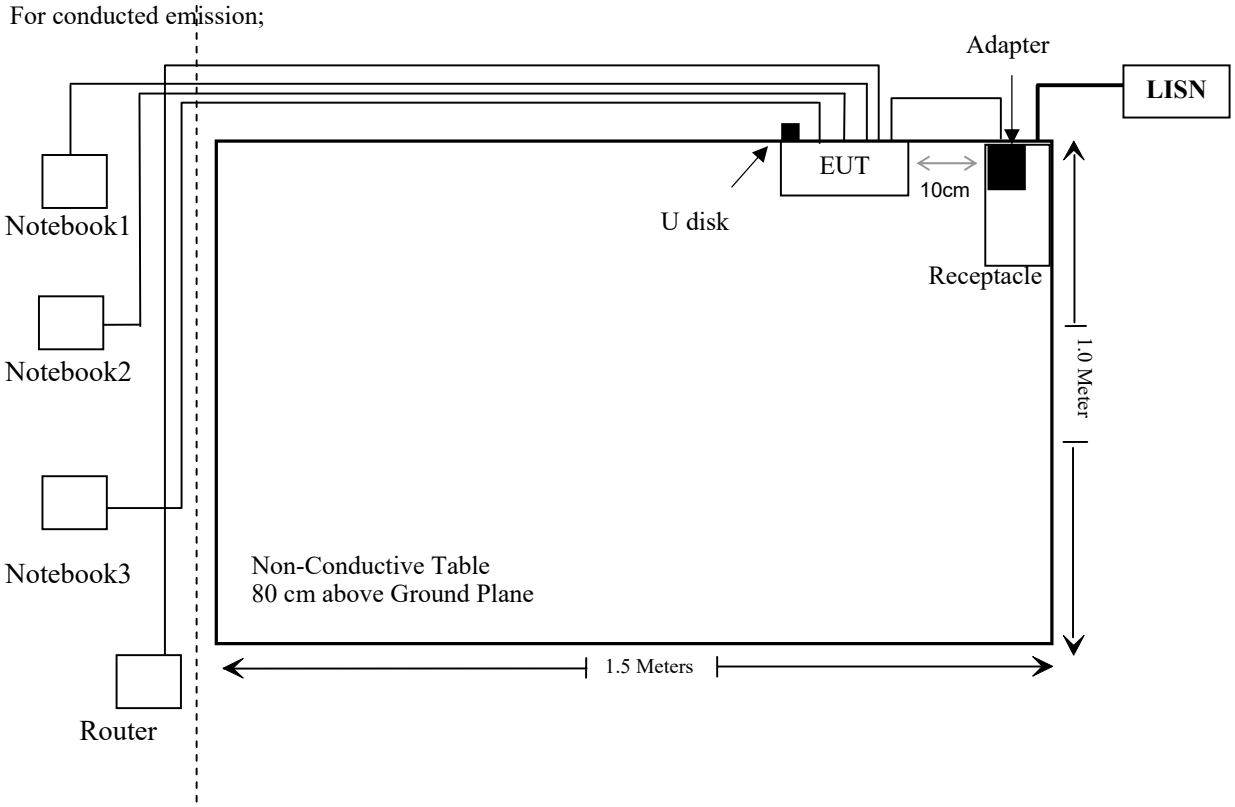

For Radiated Emissions:

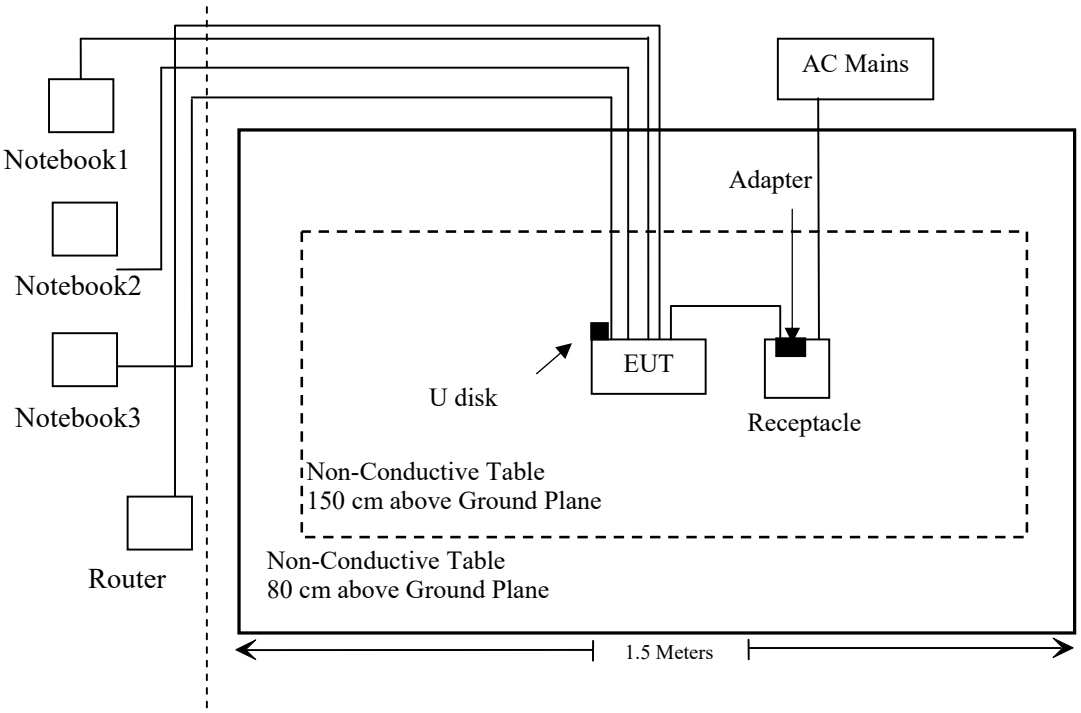

SUMMARY OF TEST RESULTS

FCC Rules	Description of Test	Result	Remark
FCC §1.1307 (b) (3) & §2.1091	MPE-Based Exemption	Compliant	--
§15.203	Antenna Requirement	Compliant	--
§15.407(b)(9)& §15.207(a)	Conducted Emissions	Compliant	--
§15.205& §15.209 &§15.407(b)	Undesirable Emission& Restricted Bands	Compliant	--
§15.407(a) (e)	26 dB Emission Bandwidth & 6dB Bandwidth	--	See Note
§15.407(a)	Conducted Transmitter Output Power	Compliant	--
§15.407 (a)	Power Spectral Density	--	See Note
§15.407 (h)	Dynamic Frequency Selection (DFS)	Compliant*	--

Note:
1: The manufacturer declared the EUT is identical to their certified product (model: D50 Home, FCC ID: 2BAT3D50H), which granted on 2023/06/01, except a ZigBee module was removed. So the data please refer to the RA221215-61881E-RF-00C.
2. Compliant*: Refer to the DFS report RA221215-61882E-RF-00C.
3: The RF output power was spot checked and it's consistently with the reference device.
4: The ATC is responsible for all the information provided in this report, except when information is provided by the customer as identified in this report.

TEST EQUIPMENT LIST

Manufacturer	Description	Model	Serial Number	Calibration Date	Calibration Due Date
Conducted Emissions Test					
Rohde& Schwarz	EMI Test Receiver	ESCI	100784	2022/11/25	2023/11/24
Rohde & Schwarz	L.I.S.N.	ENV216	101314	2022/11/25	2023/11/24
Anritsu Corp	50 Coaxial Switch	MP59B	6100237248	2022/12/07	2023/12/06
Unknown	RF Coaxial Cable	No.17	N0350	2022/11/25	2023/11/24
Conducted Emission Test Software: e3 19821b (V9)					
Radiated Emissions Test					
Rohde& Schwarz	Test Receiver	ESR	102725	2022/11/25	2023/11/24
Rohde&Schwarz	Spectrum Analyzer	FSV40	101949	2022/11/25	2023/11/24
SONOMA INSTRUMENT	Amplifier	310 N	186131	2022/11/08	2023/11/07
A.H. Systems, inc.	Preamplifier	PAM-0118P	135	2022/11/08	2023/11/07
Quinstar	Amplifier	QLW-18405536-J0	15964001002	2022/11/08	2023/11/07
Schwarzbeck	Bilog Antenna	VULB9163	9163-323	2021/07/06	2024/07/05
Schwarzbeck	Horn Antenna	BBHA9120D	9120D-1067	2022/11/30	2025/11/29
Schwarzbeck	HORN ANTENNA	BBHA9170	9170-359	2022/12/26	2025/12/25
Radiated Emission Test Software: e3 19821b (V9)					
Unknown	RF Coaxial Cable	No.10	N050	2022/11/25	2023/11/24
Unknown	RF Coaxial Cable	No.11	N1000	2022/11/25	2023/11/24
Unknown	RF Coaxial Cable	No.12	N040	2022/11/25	2023/11/24
Unknown	RF Coaxial Cable	No.13	N300	2022/11/25	2023/11/24
Unknown	RF Coaxial Cable	No.14	N800	2022/11/25	2023/11/24
Unknown	RF Coaxial Cable	No.15	N600	2022/11/25	2023/11/24
Unknown	RF Coaxial Cable	No.16	N650	2022/11/25	2023/11/24
RF Conducted					
WEINSCHEL	10dB Attenuator	5324	AU 3842	2022/11/25	2023/11/24
Agilent	USB wideband power sensor	U2021XA	MY54250003	2022/06/27	2023/06/26
Unknown	RF Coaxial Cable	No.31	RF-01	Each time	Each time

*** Statement of Traceability:** Shenzhen Accurate Technology Co., Ltd. attests that all calibrations hAve.e been performed in accordance to requirements that traceable to National Primary Standards and International System of Units (SI).

FCC §1.1307 (B) (3) & §2.1091- MPE-BASED EXEMPTION

Applicable Standard

According to subpart 1.1307 (b) (3) and subpart 2.1091 systems operating under the provisions of this section shall be operated in a manner that ensures the public is not exposed to RF energy level in excess of the communication guidelines.

According to KDB 447498 D04 Interim General RF Exposure Guidance

MPE-Based Exemption:

General frequency and separation-distance dependent MPE-based effective radiated power(ERP) thresholds are in Table B.1 [Table 1 of § 1.1307(b)(1)(i)(C)] to support an exemptionfrom further evaluation from 300 kHz through 100 GHz.

Table 1 to § 1.1307(b)(3)(i)(C) - Single RF Sources Subject to Routine Environmental Evaluation

RF Source frequency (MHz)	Threshold ERP (watts)
0.3-1.34	1,920 R^2.
1.34-30	3,450 R^2/f^2.
30-300	3.83 R^2.
300-1,500	0.0128 R^2f.
1,500-100,000	19.2R^2.

Ris the minimum separation distance in meters
f = frequency in MHz

For multiple RF sources: Multiple RF sources are exempt if:

in the case of fixed RF sources operating in the same time-averaging period, or of multiple mobile or portable RF sources within a device operating in the same time averaging period, if the sum of the fractional contributions to the applicable thresholds is less than or equal to 1 as indicated in the following equation:

$$\sum_{i=1}^{a}\frac{P_i}{P_{th,i}}+\sum_{j=1}^{b}\frac{ERP_j}{ERP_{th,j}}+\sum_{k=1}^{c}\frac{Evaluated_k}{Exposure\ Limit_k}\leq 1$$

Result

Mode	Frequency (MHz)	Tune up conducted power	Antenna Gain		ERP		Evaluation Distance (m)	ERP Limit (W)
		(dBm)	(dBi)	(dBd)	(dBm)	(W)		
2.4G Wi-Fi	2412-2462	18.0	5	2.85	20.85	0.122	0.2	0.768
5G Wi-Fi	5150-5250	19.0	5	2.85	21.85	0.153	0.2	0.768
	5250-5350	21.0	5	2.85	23.85	0.243	0.2	0.768
	5470-5725	21.0	5	2.85	23.85	0.243	0.2	0.768
	5725-5850	20.0	5	2.85	22.85	0.193	0.2	0.768

Note: 1. The tune up conducted power and antenna gain was declared by the applicant.
2. The 2.4G Wi-Fi and 5G Wi-Fi can Simultaneous transmitting
3. 0dBd=2.15dBi

Simultaneous transmitting consideration (worst case):

The ratio=$ERP_{2.4G\ Wi\text{-}Fi}$/limit+$ERP_{5G\ Wi\text{-}Fi}$/limit
=0.122 /0.768+0.243/0.768=0.475＜1.0, so simultaneous exposure is compliant.

To maintain compliance with the FCC's RF exposure guidelines, place the equipment at least 20cm from nearby persons.

Result: Compliant.

FCC §15.203 – ANTENNA REQUIREMENT

Applicable Standard

According to § 15.203, an intentional radiator shall be designed to ensure that no antenna other than that furnished by the responsible party shall be used with the device. The use of a permanently attached antenna or of an antenna that uses a unique coupling to the intentional radiator shall be considered sufficient to comply with the provisions of this section. The manufacturer may design the unit so that a broken antenna can be replaced by the user, but the user of a standard antenna jack or electrical connector is prohibited. The structure and application of the EUT were analyzed to determine compliance with section §15.203 of the rules. §15.203 state that the subject device must meet the following criteria:

1) Antenna must be permanently attached to the unit.
2) Antenna must use a unique type of connector to attach to the EUT.

Unit must be professionally installed, and installer shall be responsible for verifying that the correct antenna is employed with the unit.

And according to FCC 47 CFR section 15.407 (a), if the transmitting antennas of directional gain greater than 6dBi are used, the transmit power and power spectral density shall be reduced by the amount in dB that the directional gain of the antenna exceeds 6 dBi.

Antenna Connector Construction

The EUT has four internal antennas arrangement for 5G Wi-Fi which were permanently attached to the EUT, fulfill the requirement of this section. Please refer to the EUT photos.

ANT	Antenna type	Antenna Gain (dBi)	Impedance	Frequency range (GHz)
0	FPC	5.0	50 Ω	5.15-5.85
1	FPC	5.0	50 Ω	5.15-5.85
2	FPC	5.0	50 Ω	5.15-5.85
3	FPC	5.0	50 Ω	5.15-5.85

Result: Compliant.

FCC §15.407 (b) (6) §15.207 (a) – CONDUCTED EMISSIONS

Applicable Standard

FCC §15.207, §15.407(b) (6)

EUT Setup

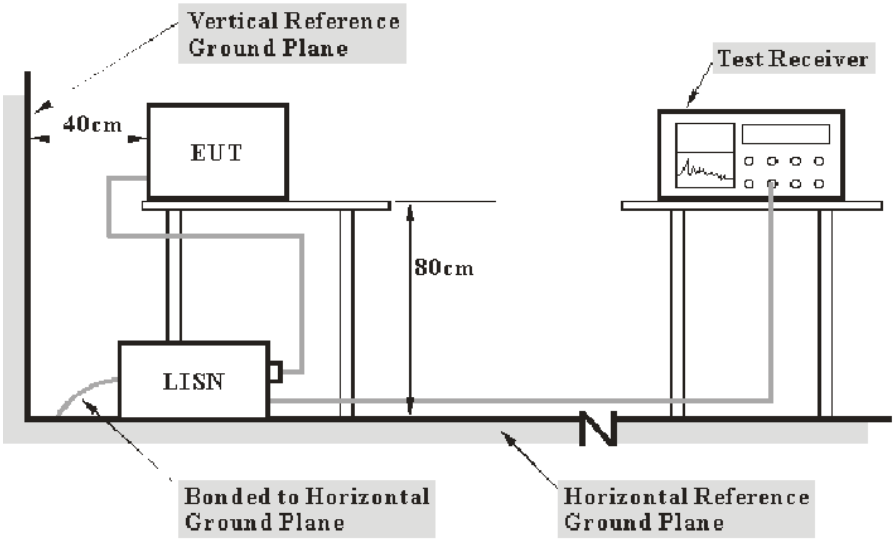

Note: 1. Support units were connected to second LISN.
2. Both of LISNs (AMN) 80 cm from EUT and at the least 80 cm from other units and other metal planes support units.

The setup of EUT is according with per ANSI C63.10-2013 measurement procedure. The specification used was with the FCC Part 15.207 limits.

The spacing between the peripherals was 10 cm.

EMI Test Receiver Setup

The EMI test receiver was set to investigate the spectrum from 150 kHz to 30 MHz.

During the conducted emission test, the EMI test receiver was set with the following configurations:

Frequency Range	IF B/W
150 kHz – 30 MHz	9 kHz

Test Procedure

During the conducted emission test, the adapter was connected to the LISN.

Maximizing procedure was performed on the six (6) highest emissions of the EUT.

All data was recorded in the Quasi-peak and Ave.erage detection mode.

Corrected Factor & Margin Calculation

The Transd factor is calculated by adding LISN VDF (Voltage Division Factor) and Cable Loss. The basic equation is as follows:

Transd Factor = LISN VDF + Cable Loss

The "**Over limit**" column of the following data tables indicates the degree of compliance with the applicable limit. For example, an Over limit of -7 dB means the emission is 7 dB below the limit. The equation for calculation is as follows:

Over Limit = Level – Limit
Level = Read Level + Factor

Test Data

Environmental Conditions

Temperature:	23 °C
Relative Humidity:	52 %
ATM Pressure:	101.0 kPa

The testing was performed by Lipa Wu on 2023-02-04 and 2023-03-14.

EUT operation mode: Transmitting (worst case is 802.11a, 5200MHz)

Adapter 1

AC 120V/60 Hz, Line

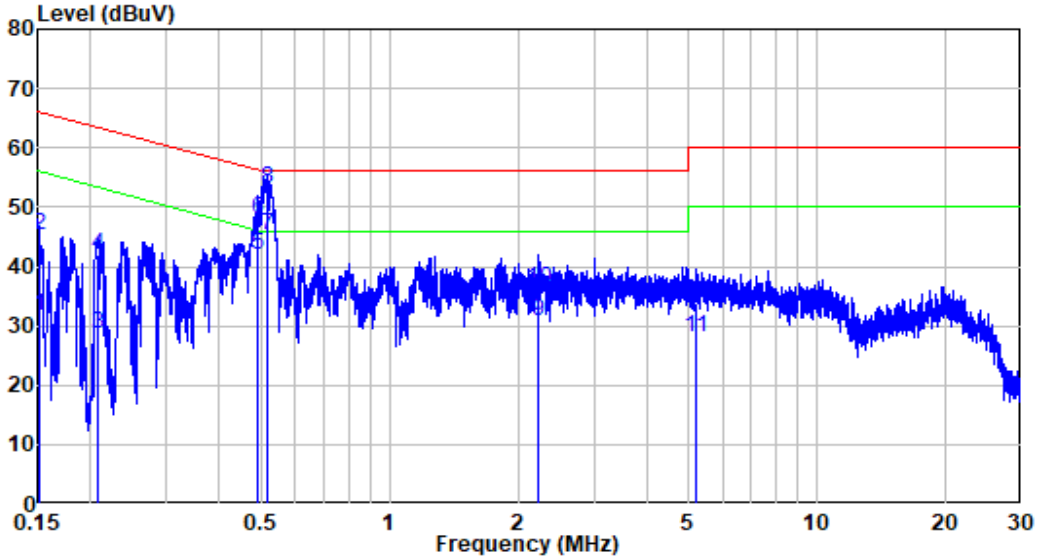

Site : Shielding Room
Condition: Line
Job No. : RA221215-61882E-RF
Mode : 5G WIFi&Transmitting
Power : AC 120V 60Hz

	Freq	Factor	Read Level	Level	Limit Line	Over Limit	Remark
	MHz	dB	dBuV	dBuV	dBuV	dB	
1	0.151	9.90	21.72	31.62	55.94	-24.32	Average
2	0.151	9.90	35.43	45.33	65.94	-20.61	QP
3	0.208	9.90	18.65	28.55	53.28	-24.73	Average
4	0.208	9.90	32.06	41.96	63.28	-21.32	QP
5	0.489	9.80	32.17	41.97	46.19	-4.22	Average
6	0.489	9.80	38.20	48.00	56.19	-8.19	QP
7	0.517	9.82	35.57	45.39	46.00	-0.61	Average
8	0.517	9.82	43.21	53.03	56.00	-2.97	QP
9	2.235	9.92	20.84	30.76	46.00	-15.24	Average
10	2.235	9.92	26.33	36.25	56.00	-19.75	QP
11	5.180	9.95	18.04	27.99	50.00	-22.01	Average
12	5.180	9.95	23.89	33.84	60.00	-26.16	QP

AC 120V/60 Hz, Neutral

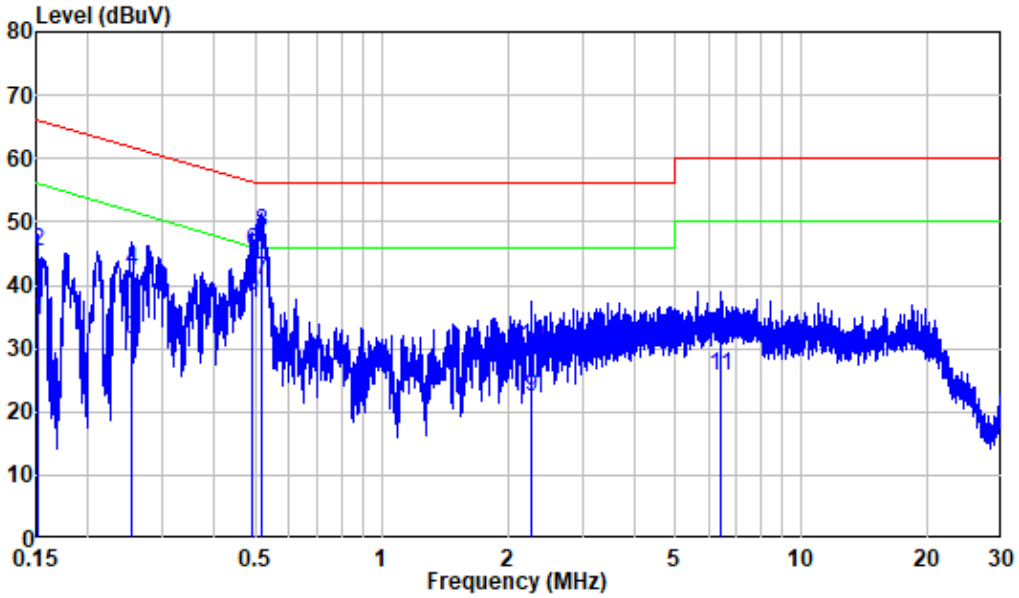

Site : Shielding Room
Condition: Neutral
Job No. : RA221215-61882E-RF
Mode : 5G WIFi&Transmitting
Power : AC 120V 60Hz

	Freq	Factor	Read Level	Level	Limit Line	Over Limit	Remark
	MHz	dB	dBuV	dBuV	dBuV	dB	
1	0.151	9.80	24.57	34.37	55.94	-21.57	Average
2	0.151	9.80	35.59	45.39	65.94	-20.55	QP
3	0.254	9.83	21.62	31.45	51.62	-20.17	Average
4	0.254	9.83	32.45	42.28	61.62	-19.34	QP
5	0.493	9.90	28.47	38.37	46.11	-7.74	Average
6	0.493	9.90	35.41	45.31	56.11	-10.80	QP
7	0.519	9.90	30.88	40.78	46.00	-5.22	Average
8	0.519	9.90	38.50	48.40	56.00	-7.60	QP
9	2.267	9.82	12.63	22.45	46.00	-23.55	Average
10	2.267	9.82	20.52	30.34	56.00	-25.66	QP
11	6.394	10.03	15.63	25.66	50.00	-24.34	Average
12	6.394	10.03	21.30	31.33	60.00	-28.67	QP

Adapter 2

AC 120V/60 Hz, Line

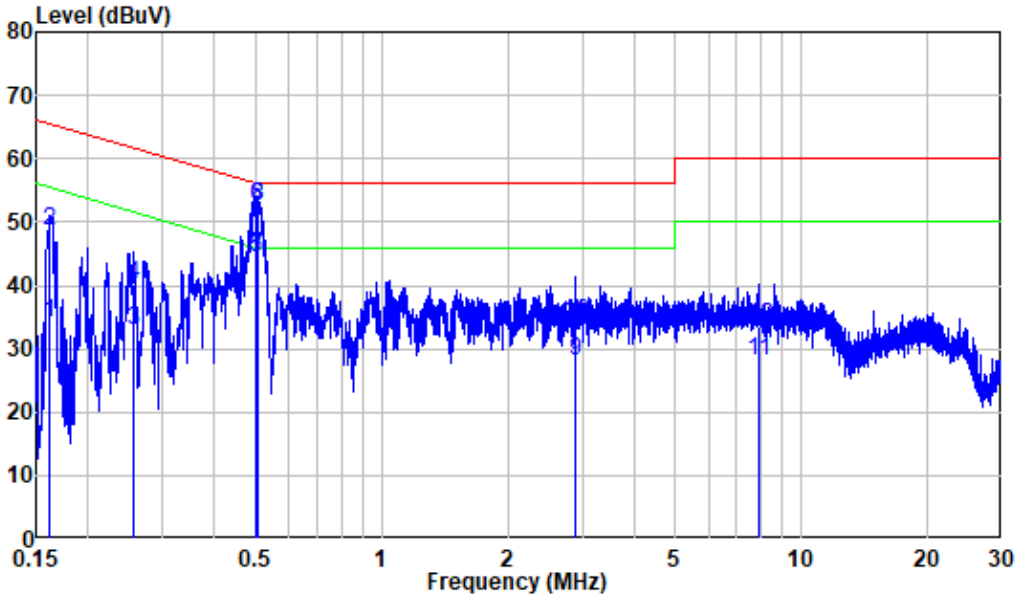

Site : Shielding Room
Condition: Line
Job No. : RA221215-61882E-RF
Mode : 5G WIFI(AS2406A-1202000US)
Power : AC 120V 60Hz

	Freq	Factor	Read Level	Level	Limit Line	Over Limit	Remark
	MHz	dB	dBuV	dBuV	dBuV	dB	
1	0.162	10.10	24.12	34.22	55.37	-21.15	Average
2	0.162	10.10	38.51	48.61	65.37	-16.76	QP
3	0.255	10.10	22.70	32.80	51.58	-18.78	Average
4	0.255	10.10	30.13	40.23	61.58	-21.35	QP
5	0.499	10.10	34.40	44.50	46.02	-1.52	Average
6	0.499	10.10	42.43	52.53	56.02	-3.49	QP
7	0.507	10.10	34.43	44.53	46.00	-1.47	Average
8	0.507	10.10	42.36	52.46	56.00	-3.54	QP
9	2.896	10.44	17.63	28.07	46.00	-17.93	Average
10	2.896	10.44	23.58	34.02	56.00	-21.98	QP
11	7.888	11.61	16.47	28.08	50.00	-21.92	Average
12	7.888	11.61	21.75	33.36	60.00	-26.64	QP

AC 120V/60 Hz, Neutral

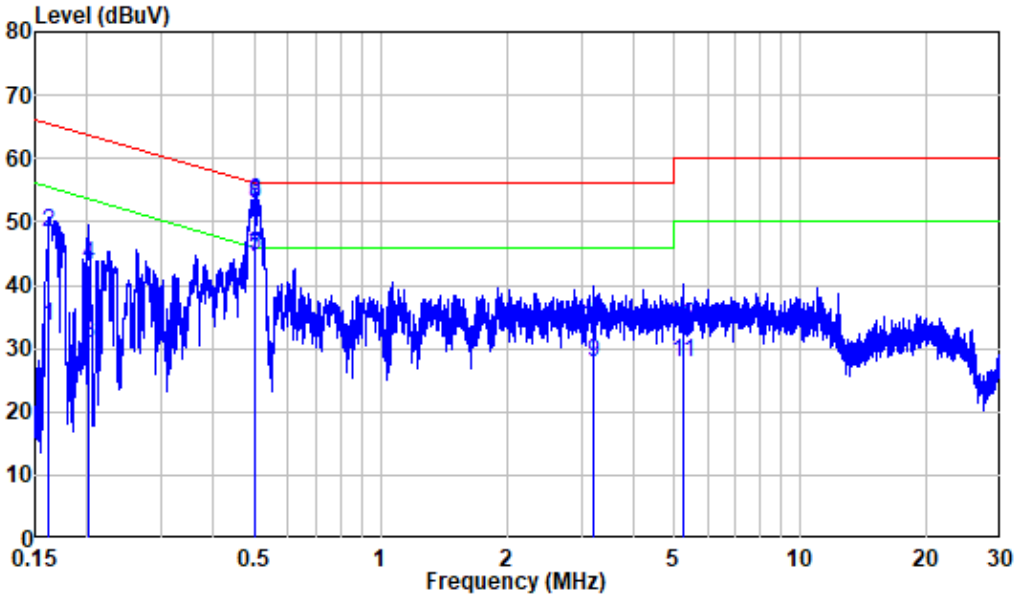

Site : Shielding Room
Condition: Neutral
Job No. : RA221215-61882E-RF
Mode : 5G WIFI(AS2406A-1202000US)
Power : AC 120V 60Hz

	Freq	Factor	Read Level	Level	Limit Line	Over Limit	Remark
	MHz	dB	dBuV	dBuV	dBuV	dB	
1	0.162	10.30	23.30	33.60	55.36	-21.76	Average
2	0.162	10.30	38.06	48.36	65.36	-17.00	QP
3	0.201	10.30	20.40	30.70	53.58	-22.88	Average
4	0.201	10.30	33.00	43.30	63.58	-20.28	QP
5	0.500	10.40	34.14	44.54	46.00	-1.46	Average
6	0.500	10.40	42.59	52.99	56.00	-3.01	QP
7	0.504	10.39	34.14	44.53	46.00	-1.47	Average
8	0.504	10.39	42.42	52.81	56.00	-3.19	QP
9	3.226	10.24	17.68	27.92	46.00	-18.08	Average
10	3.226	10.24	23.21	33.45	56.00	-22.55	QP
11	5.232	10.73	17.08	27.81	50.00	-22.19	Average
12	5.232	10.73	22.64	33.37	60.00	-26.63	QP

Adapter 3

AC 120V/60 Hz, Line

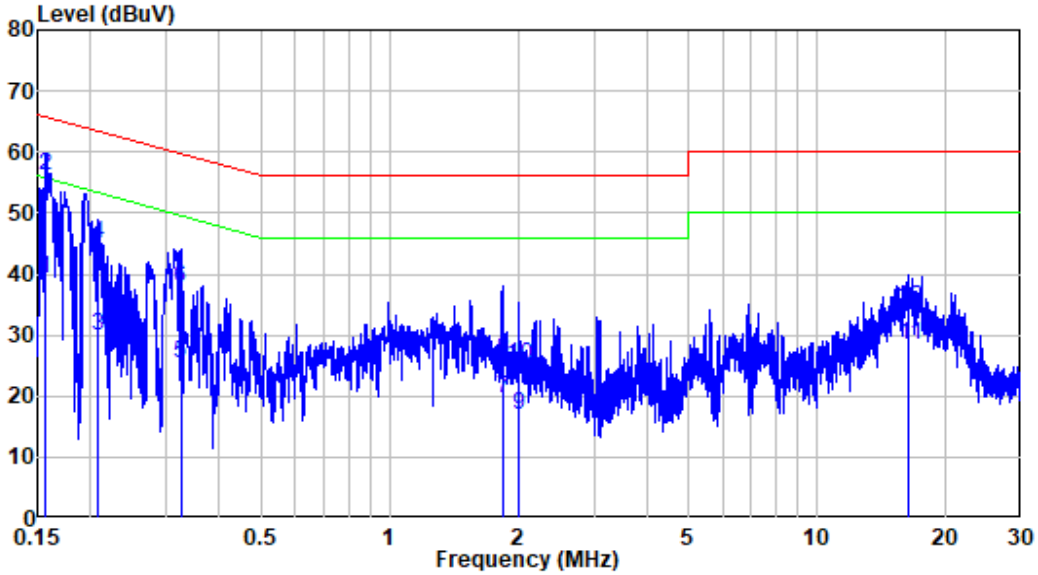

Site : Shielding Room
Condition: Line
Job No. : RA221215-61882E-RF
Mode : 5G WIFI(RD1202000-C55-154MG
Power : AC 120V 60Hz

	Freq	Factor	Read Level	Level	Limit Line	Over Limit	Remark
	MHz	dB	dBuV	dBuV	dBuV	dB	
1	0.157	10.10	29.22	39.32	55.61	-16.29	Average
2	0.157	10.10	46.02	56.12	65.61	-9.49	QP
3	0.208	10.10	19.92	30.02	53.27	-23.25	Average
4	0.208	10.10	34.92	45.02	63.27	-18.25	QP
5	0.324	10.10	15.25	25.35	49.59	-24.24	Average
6	0.324	10.10	27.55	37.65	59.59	-21.94	QP
7	1.832	10.31	9.29	19.60	46.00	-26.40	Average
8	1.832	10.31	15.76	26.07	56.00	-29.93	QP
9	2.009	10.32	6.73	17.05	46.00	-28.95	Average
10	2.009	10.32	14.63	24.95	56.00	-31.05	QP
11	16.377	14.57	13.67	28.24	50.00	-21.76	Average
12	16.377	14.57	19.73	34.30	60.00	-25.70	QP

AC 120V/60 Hz, Neutral

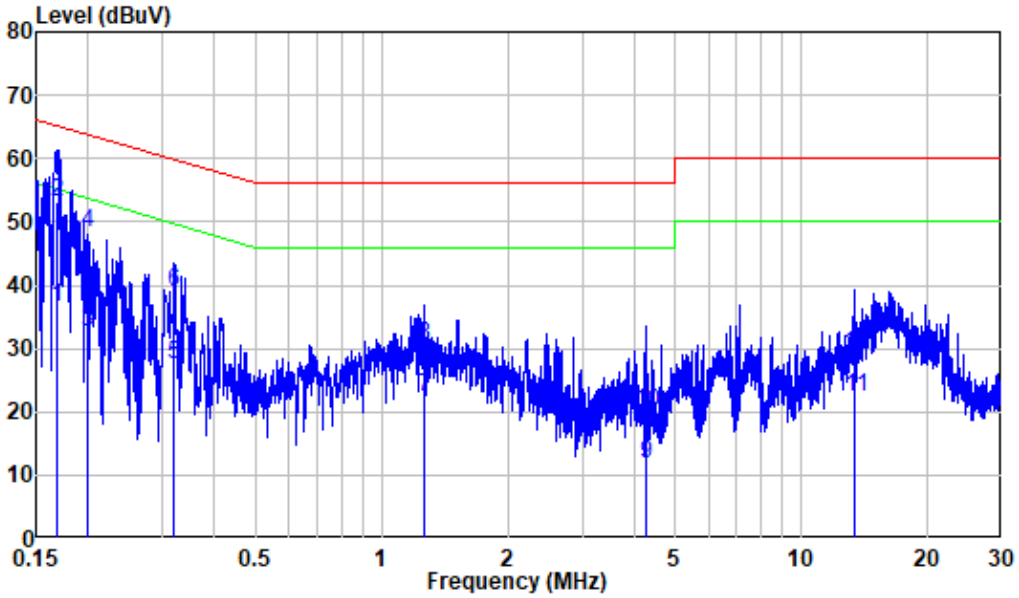

Site : Shielding Room
Condition: Neutral
Job No. : RA221215-61882E-RF
Mode : 5G WIFI(RD1202000-C55-154MG
Power : AC 120V 60Hz

	Freq	Factor	Read Level	Level	Limit Line	Over Limit	Remark
	MHz	dB	dBuV	dBuV	dBuV	dB	
1	0.169	10.30	26.12	36.42	55.01	-18.59	Average
2	0.169	10.30	42.90	53.20	65.01	-11.81	QP
3	0.200	10.30	22.25	32.55	53.62	-21.07	Average
4	0.200	10.30	37.88	48.18	63.62	-15.44	QP
5	0.320	10.35	17.27	27.62	49.71	-22.09	Average
6	0.320	10.35	28.58	38.93	59.71	-20.78	QP
7	1.257	9.94	12.46	22.40	46.00	-23.60	Average
8	1.257	9.94	20.46	30.40	56.00	-25.60	QP
9	4.275	10.43	1.25	11.68	46.00	-34.32	Average
10	4.275	10.43	9.53	19.96	56.00	-36.04	QP
11	13.399	13.67	8.70	22.37	50.00	-27.63	Average
12	13.399	13.67	15.37	29.04	60.00	-30.96	QP

§15.205 & §15.209 & §15.407(B)– UNDESIRABLE EMISSION

Applicable Standard

FCC §15.407 (b); §15.209; §15.205;

(b) Undesirable emission limits. Except as shown in paragraph (b)(7) of this section, the maximum emissions outside of the frequency bands of operation shall be attenuated in accordance with the following limits:
(1) For transmitters operating in the 5.15-5.25 GHz band: All emissions outside of the 5.15-5.35 GHz band shall not exceed an e.i.r.p. of −27 dBm/MHz.
(2) For transmitters operating in the 5.25-5.35 GHz band: All emissions outside of the 5.15-5.35 GHz band shall not exceed an e.i.r.p. of −27 dBm/MHz.
(3) For transmitters operating in the 5.47-5.725 GHz band: All emissions outside of the 5.47-5.725 GHz band shall not exceed an e.i.r.p. of −27 dBm/MHz.
(4) For transmitters operating in the 5.725-5.85 GHz band:
(i) All emissions shall be limited to a level of −27 dBm/MHz at 75 MHz or more above or below the band edge increasing linearly to 10 dBm/MHz at 25 MHz above or below the band edge, and from 25 MHz above or below the band edge increasing linearly to a level of 15.6 dBm/MHz at 5 MHz above or below the band edge, and from 5 MHz above or below the band edge increasing linearly to a level of 27 dBm/MHz at the band edge.
(4) For transmitters operating solely in the 5.850-5.895 GHz band or operating on a channel that spans across 5.725-5.895 GHz:
(ii) For a client device, all emissions at or above 5.895 GHz shall not exceed an e.i.r.p. of −5 dBm/MHz and shall decrease linearly to an e.i.r.p. of −27 dBm/MHz at or above 5.925 GHz.
(iii) For a client device or indoor access point or subordinate device, all emissions below 5.725 GHz shall not exceed an e.i.r.p. of −27 dBm/MHz at 5.65 GHz increasing linearly to 10 dBm/MHz at 5.7 GHz, and from 5.7 GHz increasing linearly to a level of 15.6 dBm/MHz at 5.72 GHz, and from 5.72 GHz increasing linearly to a level of 27 dBm/MHz at 5.725 GHz.

Unwanted emissions below 1 GHz must comply with the general field strength limits set forth in §15.209.

EUT Setup

Below 1 GHz:

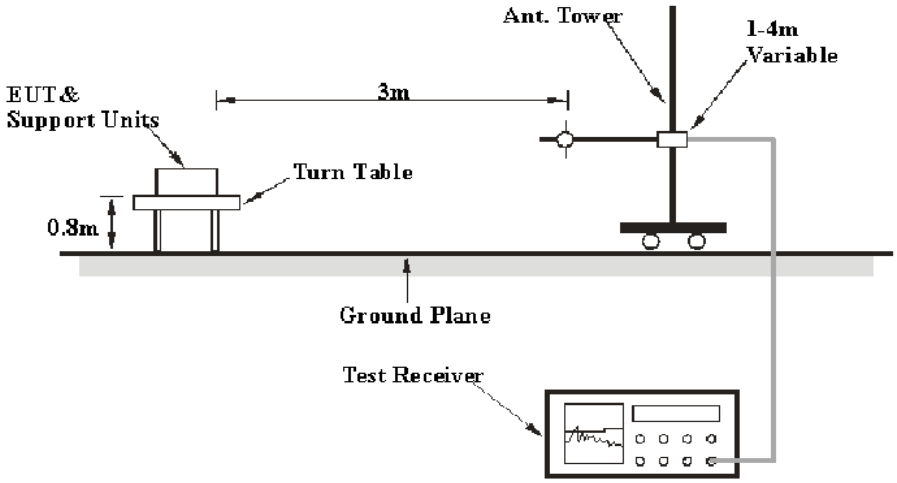

Above 1 GHz:

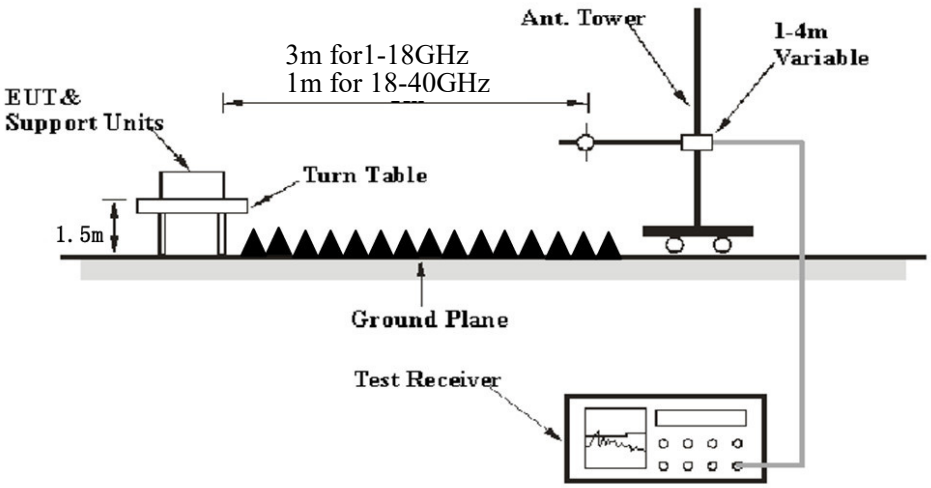

The setup of EUT is according with per ANSI C63.10-2013 measurement procedure. The specification used was with the FCC 15.209 and FCC 15.407 limits.

The external I/O cables were draped along the test table and formed a bundle 30 to 40 cm long in the middle.

EMI Test Receiver & Spectrum Analyzer Setup

The system was investigated from 30 MHz to 40 GHz.

During the radiated emission test, the EMI test receiver & Spectrum Analyzer Setup were set with the following configurations:

Frequency Range	RBW	Video B/W	IF B/W	Measurement
30 MHz – 1000 MHz	100 kHz	300 kHz	120 kHz	QP
Above 1 GHz	1 MHz	3 MHz	/	PK
	1MHz	10 Hz Note 1	/	Ave.erage
	1MHz	＞1/T Note 2	/	Ave.erage

Note 1: when duty cycle is no less than 98%
Note 2: when duty cycle is less than 98%

Test Procedure

Radiated Spurious Emission

During the radiated emission test, the adapter was connected to the AC floor outlet.

Maximizing procedure was performed on the highest emissions to ensure that the EUT complied with all the installation combinations.

Data was recorded in Quasi-peak detection mode for frequency range of 30 MHz-1GHz, peak and Ave.erage detection modes for frequencies above 1GHz.

According to ANSI C63.10-2013,9.4: For field strength measurements made at other than the distance at which the applicable limit is specified,extrapolate the measured field strength to the field strength at the distance specified by the limit using an inverse distance correction factor (20 dB/decade of distance). In some cases, a different distance correction factor may be required;

$$E_{\mathrm{SpecLimit}} = E_{\mathrm{Meas}} + 20\log\left(\frac{d_{\mathrm{Meas}}}{d_{\mathrm{SpecLimit}}}\right)$$

where

$E_{\mathrm{SpecLimit}}$	is the field strength of the emission at the distance specified by the limit, in dBμV/m
E_{Meas}	is the field strength of the emission at the measurement distance, in dBμV/m
d_{Meas}	is the measurement distance, in m
$d_{\mathrm{SpecLimit}}$	is the distance specified by the limit, in m

So the extrapolation factor of 1m is 20*log(1/3)= -9.5 dB, for 18-40GHz range, the limit of 1m distance was added by 9.5dB from limit of 3m to compared with the result measurement at 1m distance.

Factor & Margin Calculation

The Factor is calculated by adding the Antenna Factor and Cable Loss, and subtracting the Amplifier Gain. The basic equation is as follows:

Factor = Antenna Factor + Cable Loss - Amplifier Gain

The "**Over Limit/Margin**" column of the following data tables indicates the degree of compliance with the applicable limit. For example, an Over Limit/margin of -7dB means the emission is 7dB below the limit. The equation for calculation is as follows:

Over Limit/Margin = Level / Corrected Amplitude – Limit
Level / Corrected Amplitude = Read Level + Factor

Test Data

Environmental Conditions

Temperature:	24~24.5 ℃
Relative Humidity:	50~56 %
ATM Pressure:	101.0 kPa

The testing was performed by Jimi Zheng on 2023-02-03 and 2023-03-14 for below 1GHz and on 2023-02-17 for above 1GHz.

EUT operation mode: Transmitting

30 MHz – 1 GHz: *(worst case is 802.11a, 5200MHz)*

Note: When the result of Peak less than the limit of QP by more than 6dB, just the peak value was recorded.

Adapter 1

Horizontal

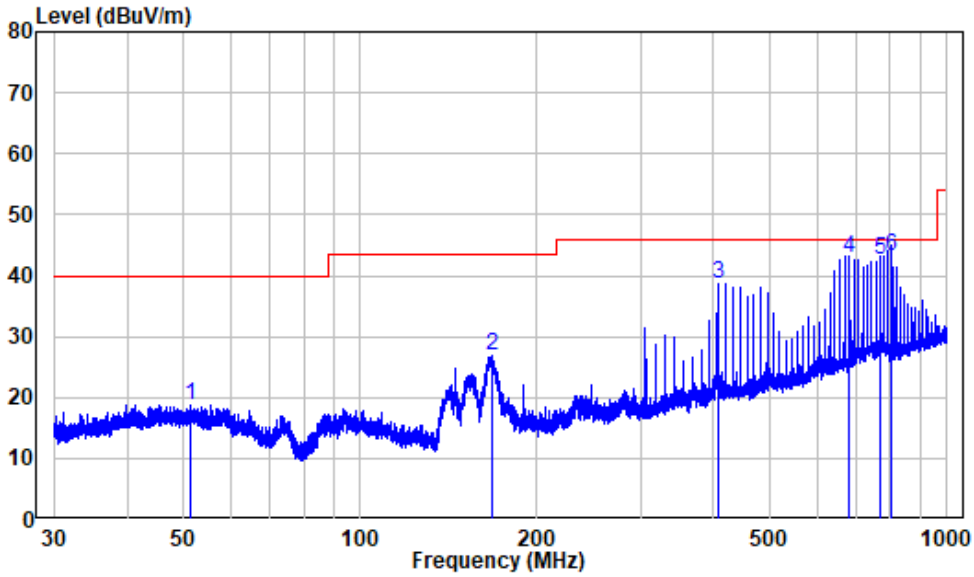

Site : chamber
Condition: 3m HORIZONTAL
Job No. : RA221215-61882E-RF
Test Mode: 5G WIFI Transmitting

	Freq	Factor	Read Level	Level	Limit Line	Over Limit	Remark
	MHz	dB/m	dBuV	dBuV/m	dBuV/m	dB	
1	51.346	-9.96	28.66	18.70	40.00	-21.30	Peak
2	167.384	-13.85	40.73	26.88	43.50	-16.62	Peak
3	406.266	-6.63	45.38	38.75	46.00	-7.25	Peak
4	681.452	-1.51	44.41	42.90	46.00	-3.10	QP
5	768.748	-0.25	42.71	42.46	46.00	-3.54	QP
6	806.368	-0.43	43.70	43.27	46.00	-2.73	QP

Vertical

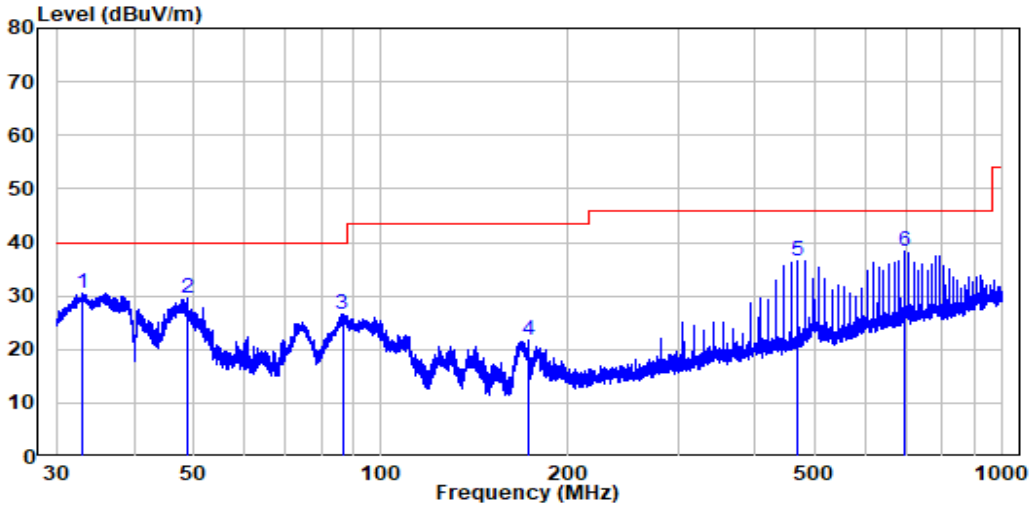

Site : chamber
Condition: 3m Vertical
Job No. : RA221215-61882E-RF
Test Mode: 5G WIFI Transmitting

	Freq	Factor	Read Level	Level	Limit Line	Over Limit	Remark
	MHz	dB/m	dBuV	dBuV/m	dBuV/m	dB	
1	33.109	-11.99	42.56	30.57	40.00	-9.43	Peak
2	48.779	-9.97	39.56	29.59	40.00	-10.41	Peak
3	86.617	-15.00	41.56	26.56	40.00	-13.44	Peak
4	172.221	-13.36	35.22	21.86	43.50	-21.64	Peak
5	468.876	-5.54	42.21	36.67	46.00	-9.33	Peak
6	693.809	-1.53	39.97	38.44	46.00	-7.56	Peak

Adapter 2

Horizontal

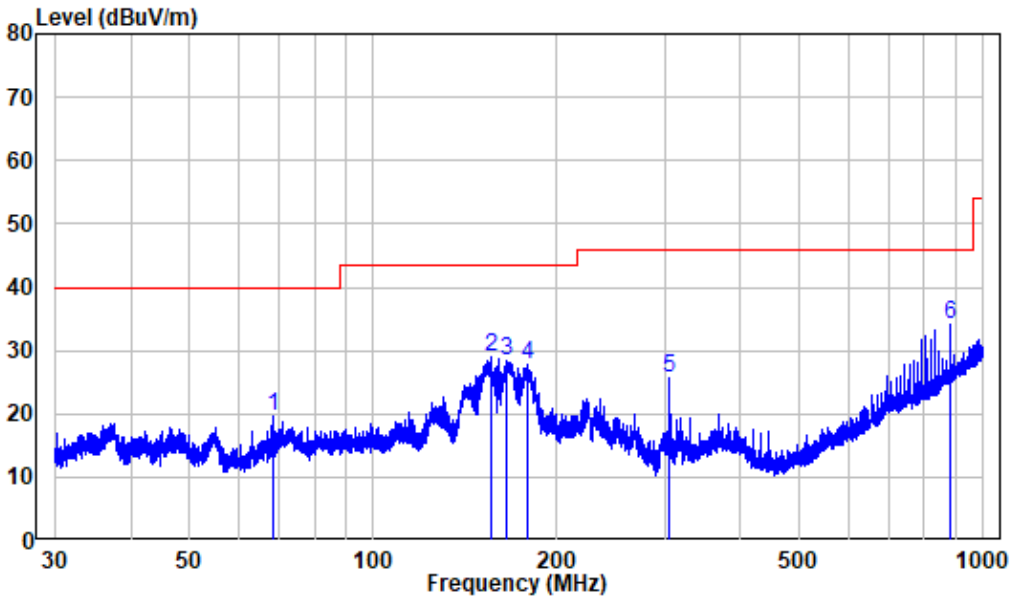

Site : chamber
Condition: 3m HORIZONTAL
Job No. : RA221215-61882E-RF
Test Mode: 5G WIFI
Adapter : AS2406A-1202000US

	Freq	Factor	Read Level	Level	Limit Line	Over Limit	Remark
	MHz	dB/m	dBuV	dBuV/m	dBuV/m	dB	
1	68.331	-13.74	33.28	19.54	40.00	-20.46	Peak
2	155.705	-10.33	39.17	28.84	43.50	-14.66	Peak
3	165.705	-10.28	38.65	28.37	43.50	-15.13	Peak
4	178.367	-10.37	38.19	27.82	43.50	-15.68	Peak
5	306.216	-15.29	41.10	25.81	46.00	-20.19	Peak
6	880.249	-1.36	35.47	34.11	46.00	-11.89	Peak

Vertical

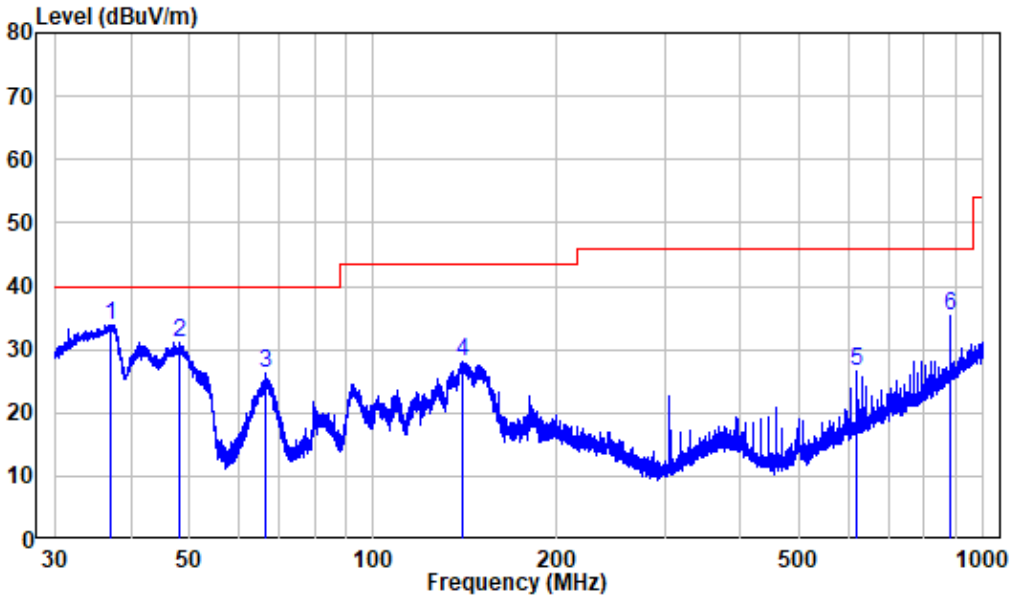

Site : chamber
Condition: 3m VERTICAL
Job No. : RA221215-61882E-RF
Test Mode: 5G WIFI
Adapter : AS2406A-1202000US

	Freq	Factor	Read Level	Level	Limit Line	Over Limit	Remark
	MHz	dB/m	dBuV	dBuV/m	dBuV/m	dB	
1	37.171	-14.46	48.35	33.89	40.00	-6.11	Peak
2	48.141	-14.30	45.47	31.17	40.00	-8.83	Peak
3	66.557	-13.80	40.10	26.30	40.00	-13.70	Peak
4	140.281	-10.55	38.73	28.18	43.50	-15.32	Peak
5	618.808	-9.63	36.06	26.43	46.00	-19.57	Peak
6	880.249	-1.36	36.55	35.19	46.00	-10.81	Peak

Adapter 3

Horizontal

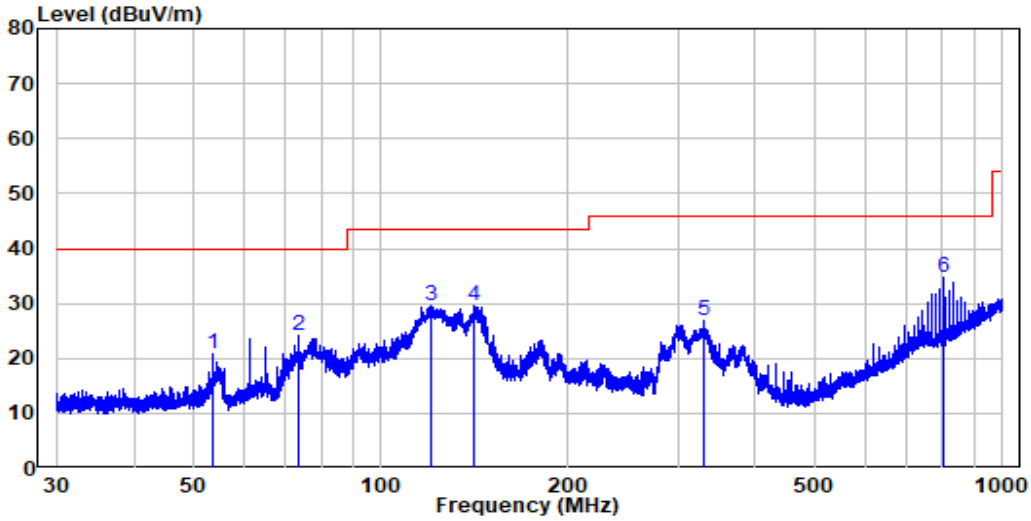

Site : chamber
Condition: 3m HORIZONTAL
Job No. : RA221215-61882E-RF
Test Mode: 5G WIFI
Adapter : RD1202000-C55-154MG

	Freq	Factor	Read Level	Level	Limit Line	Over Limit	Remark
	MHz	dB/m	dBuV	dBuV/m	dBuV/m	dB	
1	53.482	-14.16	35.09	20.93	40.00	-19.07	Peak
2	73.746	-13.50	37.57	24.07	40.00	-15.93	Peak
3	120.593	-10.97	40.53	29.56	43.50	-13.94	Peak
4	140.835	-10.54	39.98	29.44	43.50	-14.06	Peak
5	331.355	-13.29	40.07	26.78	46.00	-19.22	Peak
6	806.368	-4.10	38.80	34.70	46.00	-11.30	Peak

Vertical

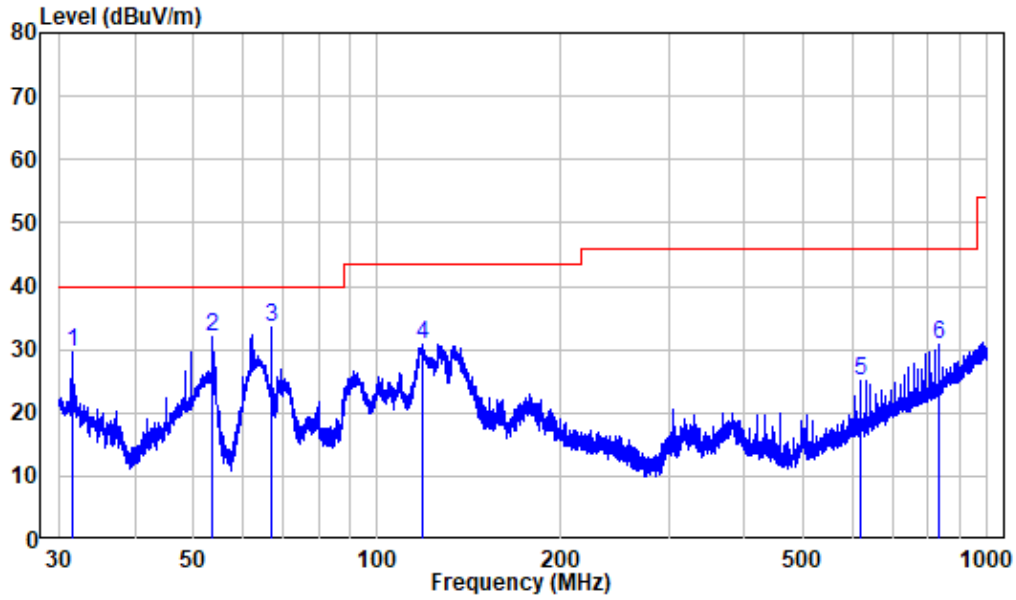

Site : chamber
Condition: 3m VERTICAL
Job No. : RA221215-61882E-RF
Test Mode: 5G WIFI
Adapter : RD1202000-C55-154MG

	Freq	Factor	Read Level	Level	Limit Line	Over Limit	Remark
	MHz	dB/m	dBuV	dBuV/m	dBuV/m	dB	
1	31.592	-14.38	43.99	29.61	40.00	-10.39	Peak
2	53.740	-14.15	46.14	31.99	40.00	-8.01	Peak
3	67.143	-13.80	47.19	33.39	40.00	-6.61	Peak
4	118.342	-11.12	41.86	30.74	43.50	-12.76	Peak
5	618.808	-9.63	34.79	25.16	46.00	-20.84	Peak
6	831.493	-3.45	34.13	30.68	46.00	-15.32	Peak

Above 1GHz: (worst case MIMO, adapter 1)

5150-5250 MHz:

Frequency (MHz)	Receiver		Turntable Angle Degree	Rx Antenna		Factor (dB/m)	Absolute Level (dBμV/m)	Limit (dBμV/m)	Margin (dB)
	Reading (dBμV)	PK/Ave		Height (m)	Polar (H/V)				
802.11A									
5180MHz									
4500	64.59	PK	312	1.3	H	-4.72	59.87	74	-14.13
4500	50.90	AV	312	1.3	H	-4.72	46.18	54	-7.82
4500	64.81	PK	288	2.3	V	-4.72	60.09	74	-13.91
4500	51.02	AV	288	2.3	V	-4.72	46.30	54	-7.70
5150	68.77	PK	69	2.3	H	-2.73	66.04	74	-7.96
5150	53.93	AV	69	2.3	H	-2.73	51.20	54	-2.80
5150	66.36	PK	21	2.4	V	-2.73	63.63	74	-10.37
5150	51.55	AV	21	2.4	V	-2.73	48.82	54	-5.18
10360	57.87	PK	2	2.1	H	8.12	65.99	68.2	-2.21
10360	57.15	PK	303	2.1	V	8.12	65.27	68.2	-2.93
5200MHz									
10400	54.99	PK	240	2.4	H	8.24	63.23	68.2	-4.97
10400	54.18	PK	191	2.4	V	8.24	62.42	68.2	-5.78
5240MHz									
5350	63.25	PK	7	1.6	H	-2.33	60.92	74	-13.08
5350	50.34	AV	7	1.6	H	-2.33	48.01	54	-5.99
5350	63.30	PK	135	1.5	V	-2.33	60.97	74	-13.03
5350	50.38	AV	135	1.5	V	-2.33	48.05	54	-5.95
5460	62.02	PK	349	2.3	H	-2.26	59.76	74	-14.24
5460	49.25	AV	349	2.3	H	-2.26	46.99	54	-7.01
5460	62.08	PK	22	2	V	-2.26	59.82	74	-14.18
5460	49.05	AV	22	2	V	-2.26	46.79	54	-7.21
10480	54.47	PK	9	1.8	H	8.56	63.03	68.2	-5.17
10480	53.40	PK	22	1.8	V	8.56	61.96	68.2	-6.24

Frequency (MHz)	Receiver		Turntable Angle Degree	Rx Antenna		Factor (dB/m)	Absolute Level (dBμV/m)	Limit (dBμV/m)	Margin (dB)
	Reading (dBμV)	PK/Ave		Height (m)	Polar (H/V)				
802.11N20									
5180MHz									
4500	64.99	PK	170	1.5	H	-4.72	60.27	74	-13.73
4500	50.77	AV	170	1.5	H	-4.72	46.05	54	-7.95
4500	64.18	PK	23	2.3	V	-4.72	59.46	74	-14.54
4500	50.21	AV	23	2.3	V	-4.72	45.49	54	-8.51
5150	67.24	PK	248	2.4	H	-2.73	64.51	74	-9.49
5150	51.51	AV	248	2.4	H	-2.73	48.78	54	-5.22
5150	66.57	PK	123	2.3	V	-2.73	63.84	74	-10.16
5150	51.66	AV	123	2.3	V	-2.73	48.93	54	-5.07
10360	58.01	PK	69	1.5	H	8.12	66.13	68.2	-2.07
10360	55.76	PK	188	1.5	V	8.12	63.88	68.2	-4.32
5200MHz									
10400	57.93	PK	345	2.3	H	8.24	66.17	68.2	-2.03
10400	56.19	PK	81	2.3	V	8.24	64.43	68.2	-3.77
5240MHz									
5350	63.28	PK	351	1.4	H	-2.33	60.95	74	-13.05
5350	50.35	AV	351	1.4	H	-2.33	48.02	54	-5.98
5350	63.61	PK	180	1.9	V	-2.33	61.28	74	-12.72
5350	50.45	AV	180	1.9	V	-2.33	48.12	54	-5.88
5460	62.19	PK	243	2.4	H	-2.26	59.93	74	-14.07
5460	49.33	AV	243	2.4	H	-2.26	47.07	54	-6.93
5460	62.23	PK	285	1.5	V	-2.26	59.97	74	-14.03
5460	49.16	AV	285	1.5	V	-2.26	46.90	54	-7.10
10480	55.35	PK	17	2.5	H	8.56	63.91	68.2	-4.29
10480	55.08	PK	113	2.5	V	8.56	63.64	68.2	-4.56

Frequency (MHz)	Receiver		Turntable Angle Degree	Rx Antenna		Factor (dB/m)	Absolute Level (dBμV/m)	Limit (dBμV/m)	Margin (dB)
	Reading (dBμV)	PK/Ave		Height (m)	Polar (H/V)				
802.11N40									
5190MHz									
4500	64.53	PK	294	1.8	H	-4.72	59.81	74	-14.19
4500	50.60	AV	294	1.8	H	-4.72	45.88	54	-8.12
4500	65.02	PK	99	1.8	V	-4.72	60.30	74	-13.70
4500	50.58	AV	99	1.8	V	-4.72	45.86	54	-8.14
5150	67.68	PK	116	1.9	H	-2.73	64.95	74	-9.05
5150	51.43	AV	116	1.9	H	-2.73	48.70	54	-5.30
5150	67.46	PK	90	1.7	V	-2.73	64.73	74	-9.27
5150	52.21	AV	90	1.7	V	-2.73	49.48	54	-4.52
10380	54.82	PK	8	1.6	H	8.18	63.00	68.2	-5.20
10380	54.72	PK	144	1.6	V	8.18	62.90	68.2	-5.30
5230MHz									
5350	63.44	PK	25	1.4	H	-2.33	61.11	74	-12.89
5350	50.54	AV	25	1.4	H	-2.33	48.21	54	-5.79
5350	63.35	PK	84	1.5	V	-2.33	61.02	74	-12.98
5350	50.67	AV	84	1.5	V	-2.33	48.34	54	-5.66
5460	62.25	PK	188	1.4	H	-2.26	59.99	74	-14.01
5460	49.01	AV	188	1.4	H	-2.26	46.75	54	-7.25
5460	62.28	PK	332	1.5	V	-2.26	60.02	74	-13.98
5460	48.90	AV	332	1.5	V	-2.26	46.64	54	-7.36
10460	54.54	PK	53	2.4	H	8.47	63.01	68.2	-5.19
10460	54.72	PK	218	2.4	V	8.47	63.19	68.2	-5.01

Frequency (MHz)	Receiver		Turntable Angle Degree	Rx Antenna		Factor (dB/m)	Absolute Level (dBμV/m)	Limit (dBμV/m)	Margin (dB)
	Reading (dBμV)	PK/Ave		Height (m)	Polar (H/V)				
802.11AC20									
5180MHz									
4500	64.91	PK	31	2.4	H	-4.72	60.19	74	-13.81
4500	50.38	AV	31	2.4	H	-4.72	45.66	54	-8.34
4500	64.47	PK	216	1.7	V	-4.72	59.75	74	-14.25
4500	50.54	AV	216	1.7	V	-4.72	45.82	54	-8.18
5150	66.68	PK	305	2.2	H	-2.73	63.95	74	-10.05
5150	51.39	AV	305	2.2	H	-2.73	48.66	54	-5.34
5150	66.73	PK	114	2.3	V	-2.73	64.00	74	-10.00
5150	51.43	AV	114	2.3	V	-2.73	48.70	54	-5.30
10360	58.47	PK	52	1.8	H	8.12	66.59	68.2	-1.61
10360	57.00	PK	226	1.8	V	8.12	65.12	68.2	-3.08
5200MHz									
10400	56.46	PK	295	2.4	H	8.24	64.7	68.2	-3.50
10400	55.68	PK	167	2.4	V	8.24	63.92	68.2	-4.28
5240MHz									
5350	64.05	PK	226	2.3	H	-2.33	61.72	74	-12.28
5350	50.58	AV	226	2.3	H	-2.33	48.25	54	-5.75
5350	63.62	PK	190	1.5	V	-2.33	61.29	74	-12.71
5350	50.47	AV	190	1.5	V	-2.33	48.14	54	-5.86
5460	61.87	PK	5	1.3	H	-2.26	59.61	74	-14.39
5460	49.34	AV	5	1.3	H	-2.26	47.08	54	-6.92
5460	62.09	PK	46	1.4	V	-2.26	59.83	74	-14.17
5460	49.20	AV	46	1.4	V	-2.26	46.94	54	-7.06
10480	54.43	PK	195	2	H	8.56	62.99	68.2	-5.21
10480	55.25	PK	164	2	V	8.56	63.81	68.2	-4.39

Frequency (MHz)	Receiver		Turntable Angle Degree	Rx Antenna		Factor (dB/m)	Absolute Level (dBμV/m)	Limit (dBμV/m)	Margin (dB)
	Reading (dBμV)	PK/Ave		Height (m)	Polar (H/V)				
802.11AC40									
5190MHz									
4500	65.07	PK	43	2.2	H	-4.72	60.35	74	-13.65
4500	51.05	AV	43	2.2	H	-4.72	46.33	54	-7.67
4500	64.37	PK	74	1.8	V	-4.72	59.65	74	-14.35
4500	50.31	AV	74	1.8	V	-4.72	45.59	54	-8.41
5150	67.09	PK	283	1.6	H	-2.73	64.36	74	-9.64
5150	51.76	AV	283	1.6	H	-2.73	49.03	54	-4.97
5150	66.90	PK	153	1.8	V	-2.73	64.17	74	-9.83
5150	51.62	AV	153	1.8	V	-2.73	48.89	54	-5.11
10380	55.24	PK	118	2.3	H	8.18	63.42	68.2	-4.78
10380	54.96	PK	300	2.3	V	8.18	63.14	68.2	-5.06
5230MHz									
5350	63.78	PK	351	2.4	H	-2.33	61.45	74	-12.55
5350	50.29	AV	351	2.4	H	-2.33	47.96	54	-6.04
5350	63.37	PK	359	2.1	V	-2.33	61.04	74	-12.96
5350	50.65	AV	359	2.1	V	-2.33	48.32	54	-5.68
5460	61.85	PK	249	1.7	H	-2.26	59.59	74	-14.41
5460	49.01	AV	249	1.7	H	-2.26	46.75	54	-7.25
5460	61.85	PK	342	1.4	V	-2.26	59.59	74	-14.41
5460	49.33	AV	342	1.4	V	-2.26	47.07	54	-6.93
10460	55.07	PK	295	1.4	H	8.47	63.54	68.2	-4.66
10460	55.09	PK	95	1.4	V	8.47	63.56	68.2	-4.64

Frequency (MHz)	Receiver		Turntable Angle Degree	Rx Antenna		Factor (dB/m)	Absolute Level (dBμV/m)	Limit (dBμV/m)	Margin (dB)
	Reading (dBμV)	PK/Ave		Height (m)	Polar (H/V)				
802.11AC80									
5210MHz									
4500	64.97	PK	124	1.9	H	-4.72	60.25	74	-13.75
4500	51.11	AV	124	1.9	H	-4.72	46.39	54	-7.61
4500	64.85	PK	318	1.3	V	-4.72	60.13	74	-13.87
4500	50.96	AV	318	1.3	V	-4.72	46.24	54	-7.76
5150	66.47	PK	301	1.1	H	-2.73	63.74	74	-10.26
5150	51.97	AV	301	1.1	H	-2.73	49.24	54	-4.76
5150	66.64	PK	291	2	V	-2.73	63.91	74	-10.09
5150	51.98	AV	291	2	V	-2.73	49.25	54	-4.75
5350	63.55	PK	269	1.7	H	-2.33	61.22	74	-12.78
5350	50.23	AV	269	1.7	H	-2.33	47.90	54	-6.10
5350	63.87	PK	124	1.9	V	-2.33	61.54	74	-12.46
5350	50.81	AV	124	1.9	V	-2.33	48.48	54	-5.52
5460	62.00	PK	217	1.9	H	-2.26	59.74	74	-14.26
5460	49.01	AV	217	1.9	H	-2.26	46.75	54	-7.25
5460	62.06	PK	340	1.3	V	-2.26	59.80	74	-14.20
5460	49.10	AV	340	1.3	V	-2.26	46.84	54	-7.16
10420	54.89	PK	284	1.3	H	8.32	63.21	68.2	-4.99
10420	54.89	PK	246	1.3	V	8.32	63.21	68.2	-4.99

Frequency (MHz)	Receiver		Turntable Angle Degree	Rx Antenna		Factor (dB/m)	Absolute Level (dBμV/m)	Limit (dBμV/m)	Margin (dB)
	Reading (dBμV)	PK/Ave		Height (m)	Polar (H/V)				
802.11AC160									
5250MHz									
4500	66.47	PK	216	1.1	H	-4.72	61.75	74	-12.25
4500	52.00	AV	216	1.1	H	-4.72	47.28	54	-6.72
4500	66.23	PK	237	2.2	V	-4.72	61.51	74	-12.49
4500	51.90	AV	237	2.2	V	-4.72	47.18	54	-6.82
5150	68.90	PK	157	2.3	H	-2.73	66.17	74	-7.83
5150	52.74	AV	157	2.3	H	-2.73	50.01	54	-3.99
5150	65.05	PK	135	1.6	V	-2.73	62.32	74	-11.68
5150	52.63	AV	135	1.6	V	-2.73	49.90	54	-4.10
5350	69.11	PK	79	1.7	H	-2.33	66.78	74	-7.22
5350	51.84	AV	79	1.7	H	-2.33	49.51	54	-4.49
5350	62.35	PK	176	1.9	V	-2.33	60.02	74	-13.98
5350	48.97	AV	176	1.9	V	-2.33	46.64	54	-7.36
5460	62.91	PK	12	1.8	H	-2.26	60.65	74	-13.35
5460	48.13	AV	12	1.8	H	-2.26	45.87	54	-8.13
5460	62.57	PK	87	1.4	V	-2.26	60.31	74	-13.69
5460	47.58	AV	87	1.4	V	-2.26	45.32	54	-8.68
10500	57.61	PK	129	1.8	H	8.65	66.26	68.2	-1.94
10500	52.63	PK	300	1.8	V	8.65	61.28	68.2	-6.92

Frequency (MHz)	Receiver		Turntable Angle Degree	Rx Antenna		Factor (dB/m)	Absolute Level (dBμV/m)	Limit (dBμV/m)	Margin (dB)
	Reading (dBμV)	PK/Ave		Height (m)	Polar (H/V)				
802.11AX20(worst case 242Tone)									
5180MHz									
4500	64.43	PK	183	2.4	H	-4.72	59.71	74	-14.29
4500	50.48	AV	183	2.4	H	-4.72	45.76	54	-8.24
4500	64.39	PK	157	1.7	V	-4.72	59.67	74	-14.33
4500	51.05	AV	157	1.7	V	-4.72	46.33	54	-7.67
5150	67.05	PK	280	1.7	H	-2.73	64.32	74	-9.68
5150	51.58	AV	280	1.7	H	-2.73	48.85	54	-5.15
5150	66.35	PK	179	2.2	V	-2.73	63.62	74	-10.38
5150	51.62	AV	179	2.2	V	-2.73	48.89	54	-5.11
10360	57.44	PK	354	1.8	H	8.12	65.56	68.2	-2.64
10360	56.15	PK	71	1.8	V	8.12	64.27	68.2	-3.93
5200MHz									
10400	56.12	PK	199	2.4	H	8.24	64.36	68.2	-3.84
10400	55.71	PK	62	2.4	V	8.24	63.95	68.2	-4.25
5240MHz									
5350	64.02	PK	90	1.6	H	-2.33	61.69	74	-12.31
5350	50.63	AV	90	1.6	H	-2.33	48.30	54	-5.70
5350	64.13	PK	354	2.4	V	-2.33	61.80	74	-12.20
5350	50.27	AV	354	2.4	V	-2.33	47.94	54	-6.06
5460	62.26	PK	37	2	H	-2.26	60.00	74	-14.00
5460	48.88	AV	37	2	H	-2.26	46.62	54	-7.38
5460	61.91	PK	71	1	V	-2.26	59.65	74	-14.35
5460	48.93	AV	71	1	V	-2.26	46.67	54	-7.33
10480	54.58	PK	274	1.2	H	8.56	63.14	68.2	-5.06
10480	54.71	PK	24	1.2	V	8.56	63.27	68.2	-4.93

Frequency (MHz)	Receiver		Turntable Angle Degree	Rx Antenna		Factor (dB/m)	Absolute Level (dBμV/m)	Limit (dBμV/m)	Margin (dB)
	Reading (dBμV)	PK/Ave		Height (m)	Polar (H/V)				
802.11AX40(worst case 484Tone)									
5190MHz									
4500	64.39	PK	208	1.9	H	-4.72	59.67	74	-14.33
4500	50.34	AV	208	1.9	H	-4.72	45.62	54	-8.38
4500	65.15	PK	321	1.7	V	-4.72	60.43	74	-13.57
4500	50.33	AV	321	1.7	V	-4.72	45.61	54	-8.39
5150	66.35	PK	188	1.6	H	-2.73	63.62	74	-10.38
5150	51.83	AV	188	1.6	H	-2.73	49.10	54	-4.90
5150	66.39	PK	18	2.3	V	-2.73	63.66	74	-10.34
5150	51.58	AV	18	2.3	V	-2.73	48.85	54	-5.15
10380	54.65	PK	82	2.2	H	8.18	62.83	68.2	-5.37
10380	55.36	PK	160	2.2	V	8.18	63.54	68.2	-4.66
5230MHz									
5350	64.05	PK	240	2.2	H	-2.33	61.72	74	-12.28
5350	50.73	AV	240	2.2	H	-2.33	48.40	54	-5.60
5350	63.77	PK	270	1.7	V	-2.33	61.44	74	-12.56
5350	50.92	AV	270	1.7	V	-2.33	48.59	54	-5.41
5460	62.22	PK	348	2.4	H	-2.26	59.96	74	-14.04
5460	49.25	AV	348	2.4	H	-2.26	46.99	54	-7.01
5460	62.25	PK	296	1.3	V	-2.26	59.99	74	-14.01
5460	49.05	AV	296	1.3	V	-2.26	46.79	54	-7.21
10460	55.17	PK	12	2.1	H	8.47	63.64	68.2	-4.56
10460	54.23	PK	263	2.1	V	8.47	62.70	68.2	-5.50

Frequency (MHz)	Receiver		Turntable Angle Degree	Rx Antenna		Factor (dB/m)	Absolute Level (dBμV/m)	Limit (dBμV/m)	Margin (dB)
	Reading (dBμV)	PK/Ave		Height (m)	Polar (H/V)				
802.11AX80(worst case 996Tone)									
5210MHz									
4500	65.06	PK	135	1.2	H	-4.72	60.34	74	-13.66
4500	50.45	AV	135	1.2	H	-4.72	45.73	54	-8.27
4500	64.83	PK	11	2.4	V	-4.72	60.11	74	-13.89
4500	50.32	AV	11	2.4	V	-4.72	45.60	54	-8.40
5150	66.81	PK	254	1.3	H	-2.73	64.08	74	-9.92
5150	51.60	AV	254	1.3	H	-2.73	48.87	54	-5.13
5150	66.62	PK	208	1.6	V	-2.73	63.89	74	-10.11
5150	51.90	AV	208	1.6	V	-2.73	49.17	54	-4.83
5350	63.17	PK	88	2.3	H	-2.33	60.84	74	-13.16
5350	50.42	AV	88	2.3	H	-2.33	48.09	54	-5.91
5350	63.61	PK	301	1.9	V	-2.33	61.28	74	-12.72
5350	50.99	AV	301	1.9	V	-2.33	48.66	54	-5.34
5460	62.03	PK	93	1.3	H	-2.26	59.77	74	-14.23
5460	49.25	AV	93	1.3	H	-2.26	46.99	54	-7.01
5460	62.07	PK	169	2	V	-2.26	59.81	74	-14.19
5460	49.00	AV	169	2	V	-2.26	46.74	54	-7.26
10420	53.87	PK	150	2.3	H	8.32	62.19	68.2	-6.01
10420	53.09	PK	217	2.3	V	8.32	61.41	68.2	-6.79

Frequency (MHz)	Receiver		Turntable Angle Degree	Rx Antenna		Factor (dB/m)	Absolute Level (dBμV/m)	Limit (dBμV/m)	Margin (dB)
	Reading (dBμV)	PK/Ave		Height (m)	Polar (H/V)				
802.11AX160(worst case 2*996Tone)									
5250MHz									
4500	65.31	PK	36	2.4	H	-4.72	60.59	74	-13.41
4500	51.33	AV	36	2.4	H	-4.72	46.61	54	-7.39
4500	66.61	PK	99	1.2	V	-4.72	61.89	74	-12.11
4500	51.27	AV	99	1.2	V	-4.72	46.55	54	-7.45
5150	70.46	PK	53	2.3	H	-2.73	67.73	74	-6.27
5150	53.02	AV	53	2.3	H	-2.73	50.29	54	-3.71
5150	64.6	PK	309	2.5	V	-2.73	61.87	74	-12.13
5150	52.05	AV	309	2.5	V	-2.73	49.32	54	-4.68
5350	68.38	PK	135	2.2	H	-2.33	66.05	74	-7.95
5350	50.87	AV	135	2.2	H	-2.33	48.54	54	-5.46
5350	63.21	PK	296	1.6	V	-2.33	60.88	74	-13.12
5350	49.61	AV	296	1.6	V	-2.33	47.28	54	-6.72
5460	63.48	PK	48	2	H	-2.26	61.22	74	-12.78
5460	48.54	AV	48	2	H	-2.26	46.28	54	-7.72
5460	64.13	PK	342	1.7	V	-2.26	61.87	74	-12.13
5460	49.5	AV	342	1.7	V	-2.26	47.24	54	-6.76
10500	57.24	PK	343	1.2	H	8.65	65.89	68.2	-2.31
10500	52.09	PK	343	1.2	V	8.65	60.74	68.2	-7.46

5250-5350 MHz:

Frequency (MHz)	Receiver		Turntable Angle Degree	Rx Antenna		Factor (dB/m)	Absolute Level (dBμV/m)	Limit (dBμV/m)	Margin (dB)
	Reading (dBμV)	PK/Ave		Height (m)	Polar (H/V)				
802.11A									
5260MHz									
4500	65.08	PK	326	2.2	H	-4.72	60.36	74	-13.64
4500	50.40	AV	326	2.2	H	-4.72	45.68	54	-8.32
4500	65.13	PK	313	1	V	-4.72	60.41	74	-13.59
4500	50.57	AV	313	1	V	-4.72	45.85	54	-8.15
5150	66.83	PK	4	1.9	H	-2.73	64.10	74	-9.90
5150	51.73	AV	4	1.9	H	-2.73	49.00	54	-5.00
5150	67.82	PK	131	1.1	V	-2.73	65.09	74	-8.91
5150	51.37	AV	131	1.1	V	-2.73	48.64	54	-5.36
10520	56.93	PK	350	2.4	H	8.65	65.58	68.2	-2.62
10520	56.13	PK	91	2.4	V	8.65	64.78	68.2	-3.42
5280MHz									
10560	57.45	PK	264	1.6	H	8.69	66.14	68.2	-2.06
10560	56.40	PK	149	1.6	V	8.69	65.09	68.2	-3.11
5320MHz									
5350	63.76	PK	49	1	H	-2.33	61.43	74	-12.57
5350	51.01	AV	49	1	H	-2.33	48.68	54	-5.32
5350	63.83	PK	108	2.3	V	-2.33	61.50	74	-12.50
5350	50.40	AV	108	2.3	V	-2.33	48.07	54	-5.93
5460	61.89	PK	243	2.1	H	-2.26	59.63	74	-14.37
5460	49.12	AV	243	2.1	H	-2.26	46.86	54	-7.14
5460	62.01	PK	350	1.6	V	-2.26	59.75	74	-14.25
5460	49.31	AV	350	1.6	V	-2.26	47.05	54	-6.95
10640	56.83	PK	22	1.3	H	8.92	65.75	74	-8.25
10640	42.91	AV	344	1.3	H	8.92	51.83	54	-2.17
10640	55.03	PK	298	1.6	V	8.92	63.95	74	-10.05
10640	41.73	AV	138	1.6	V	8.92	50.65	54	-3.35

Frequency (MHz)	Receiver		Turntable Angle Degree	Rx Antenna		Factor (dB/m)	Absolute Level (dBμV/m)	Limit (dBμV/m)	Margin (dB)
	Reading (dBμV)	PK/Ave		Height (m)	Polar (H/V)				
802.11N20									
5260MHz									
4500	64.36	PK	270	1.7	H	-4.72	59.64	74	-14.36
4500	50.63	AV	270	1.7	H	-4.72	45.91	54	-8.09
4500	64.19	PK	307	1.3	V	-4.72	59.47	74	-14.53
4500	50.78	AV	307	1.3	V	-4.72	46.06	54	-7.94
5150	66.43	PK	226	2.3	H	-2.73	63.70	74	-10.30
5150	51.91	AV	226	2.3	H	-2.73	49.18	54	-4.82
5150	67.18	PK	64	2.3	V	-2.73	64.45	74	-9.55
5150	52.25	AV	64	2.3	V	-2.73	49.52	54	-4.48
10520	55.32	PK	315	1	H	8.65	63.97	68.2	-4.23
10520	54.81	PK	256	1	V	8.65	63.46	68.2	-4.74
5280MHz									
10560	57.69	PK	135	1.2	H	8.69	66.38	68.2	-1.82
10560	55.93	PK	319	1.2	V	8.69	64.62	68.2	-3.58
5320MHz									
5350	63.89	PK	197	1	H	-2.33	61.56	74	-12.44
5350	51.89	AV	197	1	H	-2.33	49.56	54	-4.44
5350	64.07	PK	274	2.1	V	-2.33	61.74	74	-12.26
5350	51.53	AV	274	2.1	V	-2.33	49.20	54	-4.80
5460	61.88	PK	80	1.2	H	-2.26	59.62	74	-14.38
5460	49.20	AV	80	1.2	H	-2.26	46.94	54	-7.06
5460	61.89	PK	29	1.8	V	-2.26	59.63	74	-14.37
5460	49.34	AV	29	1.8	V	-2.26	47.08	54	-6.92
10640	56.98	PK	275	2	H	8.92	65.90	74	-8.10
10640	42.77	AV	272	2	H	8.92	51.69	54	-2.31
10640	54.78	PK	74	2.1	V	8.92	63.70	74	-10.30
10640	40.80	AV	212	2.1	V	8.92	49.72	54	-4.28

Frequency (MHz)	Receiver		Turntable Angle Degree	Rx Antenna		Factor (dB/m)	Absolute Level (dBμV/m)	Limit (dBμV/m)	Margin (dB)
	Reading (dBμV)	PK/Ave		Height (m)	Polar (H/V)				
802.11N40									
5270MHz									
4500	64.46	PK	289	1	H	-4.72	59.74	74	-14.26
4500	51.03	AV	289	1	H	-4.72	46.31	54	-7.69
4500	64.47	PK	265	2.4	V	-4.72	59.75	74	-14.25
4500	51.13	AV	265	2.4	V	-4.72	46.41	54	-7.59
5150	67.02	PK	138	1.6	H	-2.73	64.29	74	-9.71
5150	52.06	AV	138	1.6	H	-2.73	49.33	54	-4.67
5150	66.64	PK	106	2.3	V	-2.73	63.91	74	-10.09
5150	51.38	AV	106	2.3	V	-2.73	48.65	54	-5.35
10540	55.09	PK	118	2.1	H	8.65	63.74	68.2	-4.46
10540	55.06	PK	309	2.1	V	8.65	63.71	68.2	-4.49
5310MHz									
5350	63.50	PK	81	1.4	H	-2.33	61.17	74	-12.83
5350	51.77	AV	81	1.4	H	-2.33	49.44	54	-4.56
5350	63.39	PK	80	2.4	V	-2.33	61.06	74	-12.94
5350	51.39	AV	80	2.4	V	-2.33	49.06	54	-4.94
5460	62.13	PK	147	1.7	H	-2.26	59.87	74	-14.13
5460	48.96	AV	147	1.7	H	-2.26	46.70	54	-7.30
5460	62.33	PK	149	2	V	-2.26	60.07	74	-13.93
5460	49.07	AV	149	2	V	-2.26	46.81	54	-7.19
10620	56.98	PK	203	2.2	H	8.89	65.87	74	-8.13
10620	43.16	AV	226	2.2	H	8.89	52.05	54	-1.95
10620	54.96	PK	349	2.2	V	8.89	63.85	74	-10.15
10620	41.08	AV	48	2.2	V	8.89	49.97	54	-4.03

Frequency (MHz)	Receiver		Turntable Angle Degree	Rx Antenna		Factor (dB/m)	Absolute Level (dBμV/m)	Limit (dBμV/m)	Margin (dB)
	Reading (dBμV)	PK/Ave		Height (m)	Polar (H/V)				
802.11AC20									
5260MHz									
4500	64.81	PK	29	1	H	-4.72	60.09	74	-13.91
4500	50.44	AV	29	1	H	-4.72	45.72	54	-8.28
4500	64.95	PK	85	1	V	-4.72	60.23	74	-13.77
4500	50.93	AV	85	1	V	-4.72	46.21	54	-7.79
5150	66.62	PK	169	1.4	H	-2.73	63.89	74	-10.11
5150	52.29	AV	169	1.4	H	-2.73	49.56	54	-4.44
5150	67.01	PK	130	1.9	V	-2.73	64.28	74	-9.72
5150	51.78	AV	130	1.9	V	-2.73	49.05	54	-4.95
10520	57.44	PK	229	1.9	H	8.65	66.09	68.2	-2.11
10520	56.13	PK	343	1.9	V	8.65	64.78	68.2	-3.42
5280MHz									
10560	57.15	PK	226	1.7	H	8.69	65.84	68.2	-2.36
10560	56.51	PK	356	1.7	V	8.69	65.2	68.2	-3.00
5320MHz									
5350	63.19	PK	61	1.7	H	-2.33	60.86	74	-13.14
5350	51.78	AV	61	1.7	H	-2.33	49.45	54	-4.55
5350	63.79	PK	295	1.8	V	-2.33	61.46	74	-12.54
5350	51.51	AV	295	1.8	V	-2.33	49.18	54	-4.82
5460	61.86	PK	312	1.8	H	-2.26	59.60	74	-14.40
5460	49.09	AV	312	1.8	H	-2.26	46.83	54	-7.17
5460	62.22	PK	199	1.1	V	-2.26	59.96	74	-14.04
5460	49.32	AV	199	1.1	V	-2.26	47.06	54	-6.94
10640	56.98	PK	298	1.7	H	8.92	65.90	74	-8.10
10640	43.04	AV	155	1.7	H	8.92	51.96	54	-2.04
10640	54.84	PK	153	1.5	V	8.92	63.76	74	-10.24
10640	41.47	AV	254	1.5	V	8.92	50.39	54	-3.61

Frequency (MHz)	Receiver		Turntable Angle Degree	Rx Antenna		Factor (dB/m)	Absolute Level (dBμV/m)	Limit (dBμV/m)	Margin (dB)
	Reading (dBμV)	PK/Ave		Height (m)	Polar (H/V)				
802.11AC40									
5270MHz									
4500	64.92	PK	238	2.1	H	-4.72	60.20	74	-13.80
4500	50.82	AV	238	2.1	H	-4.72	46.10	54	-7.90
4500	64.38	PK	149	2.2	V	-4.72	59.66	74	-14.34
4500	50.21	AV	149	2.2	V	-4.72	45.49	54	-8.51
5150	66.54	PK	80	1.5	H	-2.73	63.81	74	-10.19
5150	52.32	AV	80	1.5	H	-2.73	49.59	54	-4.41
5150	66.57	PK	252	2.5	V	-2.73	63.84	74	-10.16
5150	51.78	AV	252	2.5	V	-2.73	49.05	54	-4.95
10540	54.77	PK	159	2.1	H	8.65	63.42	68.2	-4.78
10540	54.64	PK	98	2.1	V	8.65	63.29	68.2	-4.91
5310MHz									
5350	64.12	PK	144	2	H	-2.33	61.79	74	-12.21
5350	51.89	AV	144	2	H	-2.33	49.56	54	-4.44
5350	63.41	PK	93	1.1	V	-2.33	61.08	74	-12.92
5350	51.27	AV	93	1.1	V	-2.33	48.94	54	-5.06
5460	61.91	PK	11	1.8	H	-2.26	59.65	74	-14.35
5460	49.25	AV	11	1.8	H	-2.26	46.99	54	-7.01
5460	62.19	PK	7	1.8	V	-2.26	59.93	74	-14.07
5460	49.14	AV	7	1.8	V	-2.26	46.88	54	-7.12
10620	56.74	PK	358	1.2	H	8.89	65.63	74	-8.37
10620	43.02	AV	165	1.2	H	8.89	51.91	54	-2.09
10620	55.17	PK	196	1.2	V	8.89	64.06	74	-9.94
10620	40.80	AV	251	1.2	V	8.89	49.69	54	-4.31

Frequency (MHz)	Receiver		Turntable Angle Degree	Rx Antenna		Factor (dB/m)	Absolute Level (dBμV/m)	Limit (dBμV/m)	Margin (dB)
	Reading (dBμV)	PK/Ave		Height (m)	Polar (H/V)				
802.11AC80									
5290MHz									
4500	64.89	PK	142	1.1	H	-4.72	60.17	74	-13.83
4500	51.13	AV	142	1.1	H	-4.72	46.41	54	-7.59
4500	64.19	PK	49	1	V	-4.72	59.47	74	-14.53
4500	50.91	AV	49	1	V	-4.72	46.19	54	-7.81
5150	66.44	PK	210	1.3	H	-2.73	63.71	74	-10.29
5150	52.18	AV	210	1.3	H	-2.73	49.45	54	-4.55
5150	66.76	PK	311	2	V	-2.73	64.03	74	-9.97
5150	51.57	AV	311	2	V	-2.73	48.84	54	-5.16
5350	63.47	PK	109	2.3	H	-2.33	61.14	74	-12.86
5350	51.77	AV	109	2.3	H	-2.33	49.44	54	-4.56
5350	63.70	PK	134	2.2	V	-2.33	61.37	74	-12.63
5350	51.34	AV	134	2.2	V	-2.33	49.01	54	-4.99
5460	61.96	PK	318	1.7	H	-2.26	59.70	74	-14.30
5460	48.93	AV	318	1.7	H	-2.26	46.67	54	-7.33
5460	61.93	PK	29	2.3	V	-2.26	59.67	74	-14.33
5460	49.17	AV	29	2.3	V	-2.26	46.91	54	-7.09
10580	55.30	PK	48	1.8	H	8.77	64.07	68.2	-4.13
10580	55.11	PK	281	1.8	V	8.77	63.88	68.2	-4.32

Frequency (MHz)	Receiver		Turntable Angle Degree	Rx Antenna		Factor (dB/m)	Absolute Level (dBμV/m)	Limit (dBμV/m)	Margin (dB)
	Reading (dBμV)	PK/Ave		Height (m)	Polar (H/V)				
802.11AX20(worst case 242Tone)									
5260MHz									
4500	65.13	PK	292	1.7	H	-4.72	60.41	74	-13.59
4500	50.66	AV	292	1.7	H	-4.72	45.94	54	-8.06
4500	64.25	PK	293	1	V	-4.72	59.53	74	-14.47
4500	50.21	AV	293	1	V	-4.72	45.49	54	-8.51
5150	67.74	PK	142	1.7	H	-2.73	65.01	74	-8.99
5150	51.99	AV	142	1.7	H	-2.73	49.26	54	-4.74
5150	66.91	PK	325	1.9	V	-2.73	64.18	74	-9.82
5150	52.22	AV	325	1.9	V	-2.73	49.49	54	-4.51
10520	57.17	PK	42	2.2	H	8.65	65.82	68.2	-2.38
10520	55.98	PK	130	2.2	V	8.65	64.63	68.2	-3.57
5280MHz									
10560	57.85	PK	196	1	H	8.69	66.54	68.2	-1.66
10560	56.35	PK	242	1	V	8.69	65.04	68.2	-3.16
5320MHz									
5350	64.02	PK	200	1.3	H	-2.33	61.69	74	-12.31
5350	51.84	AV	200	1.3	H	-2.33	49.51	54	-4.49
5350	64.13	PK	272	2.2	V	-2.33	61.80	74	-12.20
5350	51.38	AV	272	2.2	V	-2.33	49.05	54	-4.95
5460	61.94	PK	187	1.7	H	-2.26	59.68	74	-14.32
5460	49.28	AV	187	1.7	H	-2.26	47.02	54	-6.98
5460	62.16	PK	196	1.4	V	-2.26	59.90	74	-14.10
5460	48.90	AV	196	1.4	V	-2.26	46.64	54	-7.36
10640	57.11	PK	36	2.2	H	8.92	66.03	74	-7.97
10640	43.25	AV	196	2.2	H	8.92	52.17	54	-1.83
10640	55.01	PK	159	1.4	V	8.92	63.93	74	-10.07
10640	41.04	AV	134	1.4	V	8.92	49.96	54	-4.04

Frequency (MHz)	Receiver		Turntable Angle Degree	Rx Antenna		Factor (dB/m)	Absolute Level (dBμV/m)	Limit (dBμV/m)	Margin (dB)
	Reading (dBμV)	PK/Ave		Height (m)	Polar (H/V)				
802.11AX40(worst case 484Tone)									
5270MHz									
4500	64.89	PK	335	1.5	H	-4.72	60.17	74	-13.83
4500	51.13	AV	335	1.5	H	-4.72	46.41	54	-7.59
4500	64.19	PK	322	1.9	V	-4.72	59.47	74	-14.53
4500	50.91	AV	322	1.9	V	-4.72	46.19	54	-7.81
5150	66.44	PK	146	1.3	H	-2.73	63.71	74	-10.29
5150	52.18	AV	146	1.3	H	-2.73	49.45	54	-4.55
5150	66.76	PK	113	1.3	V	-2.73	64.03	74	-9.97
5150	51.57	AV	113	1.3	V	-2.73	48.84	54	-5.16
10540	54.60	PK	250	1.6	H	8.65	63.25	68.2	-4.95
10540	54.73	PK	208	1.6	V	8.65	63.38	68.2	-4.82
5310MHz									
5350	63.83	PK	219	1.8	H	-2.33	61.50	74	-12.50
5350	51.98	AV	219	1.8	H	-2.33	49.65	54	-4.35
5350	64.08	PK	271	2	V	-2.33	61.75	74	-12.25
5350	51.46	AV	271	2	V	-2.33	49.13	54	-4.87
5460	62.29	PK	349	2.3	H	-2.26	60.03	74	-13.97
5460	49.03	AV	349	2.3	H	-2.26	46.77	54	-7.23
5460	62.33	PK	179	2.3	V	-2.26	60.07	74	-13.93
5460	49.03	AV	179	2.3	V	-2.26	46.77	54	-7.23
10620	57.10	PK	331	1.9	H	8.89	65.99	74	-8.01
10620	42.77	AV	172	1.9	H	8.89	51.66	54	-2.34
10620	54.92	PK	109	2.3	V	8.89	63.81	74	-10.19
10620	41.24	AV	227	2.3	V	8.89	50.13	54	-3.87

Frequency (MHz)	Receiver		Turntable Angle Degree	Rx Antenna		Factor (dB/m)	Absolute Level (dBμV/m)	Limit (dBμV/m)	Margin (dB)
	Reading (dBμV)	PK/Ave		Height (m)	Polar (H/V)				
802.11AX80(worst case 996Tone)									
5290MHz									
4500	64.45	PK	42	1.2	H	-4.72	59.73	74	-14.27
4500	50.39	AV	42	1.2	H	-4.72	45.67	54	-8.33
4500	65.02	PK	44	1.2	V	-4.72	60.30	74	-13.70
4500	50.77	AV	44	1.2	V	-4.72	46.05	54	-7.95
5150	67.61	PK	233	1.5	H	-2.73	64.88	74	-9.12
5150	52.24	AV	233	1.5	H	-2.73	49.51	54	-4.49
5150	66.85	PK	25	1.3	V	-2.73	64.12	74	-9.88
5150	52.28	AV	25	1.3	V	-2.73	49.55	54	-4.45
5350	64.72	PK	74	2	H	-2.33	62.39	74	-11.61
5350	52.16	AV	74	2	H	-2.33	49.83	54	-4.17
5350	64.53	PK	18	1.2	V	-2.33	62.20	74	-11.80
5350	51.44	AV	18	1.2	V	-2.33	49.11	54	-4.89
5460	61.89	PK	50	2.4	H	-2.26	59.63	74	-14.37
5460	49.19	AV	50	2.4	H	-2.26	46.93	54	-7.07
5460	62.13	PK	96	1.4	V	-2.26	59.87	74	-14.13
5460	49.33	AV	96	1.4	V	-2.26	47.07	54	-6.93
10580	54.99	PK	313	1.3	H	8.77	63.76	68.2	-4.44
10580	54.42	PK	48	1.3	V	8.77	63.19	68.2	-5.01

5470-5725MHz:

Frequency (MHz)	Receiver		Turntable Angle Degree	Rx Antenna		Factor (dB/m)	Absolute Level (dBμV/m)	Limit (dBμV/m)	Margin (dB)
	Reading (dBμV)	PK/Ave		Height (m)	Polar (H/V)				
802.11A									
5500MHz									
5460	62.77	PK	36	1.7	H	-2.26	60.51	74	-13.49
5460	49.11	AV	36	1.7	H	-2.26	46.85	54	-7.15
5460	62.82	PK	326	1.9	V	-2.26	60.56	74	-13.44
5460	49.06	AV	326	1.9	V	-2.26	46.80	54	-7.20
5470	63.93	PK	284	1.8	H	-2.22	61.71	68.2	-6.49
5470	63.77	PK	106	2.5	V	-2.22	61.55	68.2	-6.65
11000	55.03	PK	260	1.7	H	9.67	64.70	74	-9.30
11000	43.19	AV	210	1.7	H	9.67	52.86	54	-1.14
11000	53.05	PK	188	1.4	V	9.67	62.72	74	-11.28
11000	40.52	AV	333	1.4	V	9.67	50.19	54	-3.81
5580MHz									
11160	55.69	PK	163	2	H	8.68	64.37	74	-9.63
11160	43.36	AV	295	2	H	8.68	52.04	54	-1.96
11160	54.03	PK	151	1.9	V	8.68	62.71	74	-11.29
11160	41.64	AV	119	1.9	V	8.68	50.32	54	-3.68
5700MHz									
5725	64.70	PK	205	2.5	H	-1.96	62.74	68.2	-5.46
5725	63.68	PK	336	2	V	-1.96	61.72	68.2	-6.48
5745	63.15	PK	2	1.6	H	-1.91	61.24	68.2	-6.96
5745	63.25	PK	122	2.4	V	-1.91	61.34	68.2	-6.86
11400	57.92	PK	10	2.1	H	7.26	65.18	74	-8.82
11400	44.79	AV	340	2.1	H	7.26	52.05	54	-1.95
11400	55.33	PK	310	2.5	V	7.26	62.59	74	-11.41
11400	43.08	AV	330	2.5	V	7.26	50.34	54	-3.66

Frequency (MHz)	Receiver		Turntable Angle Degree	Rx Antenna		Factor (dB/m)	Absolute Level (dBμV/m)	Limit (dBμV/m)	Margin (dB)
	Reading (dBμV)	PK/Ave		Height (m)	Polar (H/V)				
802.11N20									
5500MHz									
5460	62.55	PK	315	2.4	H	-2.26	60.29	74	-13.71
5460	49.13	AV	315	2.4	H	-2.26	46.87	54	-7.13
5460	62.05	PK	259	2	V	-2.26	59.79	74	-14.21
5460	49.57	AV	259	2	V	-2.26	47.31	54	-6.69
5470	65.09	PK	54	1.6	H	-2.22	62.87	68.2	-5.33
5470	62.81	PK	133	2.4	V	-2.22	60.59	68.2	-7.61
11000	55.70	PK	309	1.4	H	9.67	65.37	74	-8.63
11000	42.49	AV	43	1.4	H	9.67	52.16	54	-1.84
11000	53.24	PK	104	1.3	V	9.67	62.91	74	-11.09
11000	39.80	AV	301	1.3	V	9.67	49.47	54	-4.53
5580MHz									
11160	56.48	PK	260	2.2	H	8.68	65.16	74	-8.84
11160	43.43	AV	231	2.2	H	8.68	52.11	54	-1.89
11160	53.83	PK	228	2.1	V	8.68	62.51	74	-11.49
11160	41.24	AV	159	2.1	V	8.68	49.92	54	-4.08
5700MHz									
5725	64.55	PK	144	2.3	H	-1.96	62.59	68.2	-5.61
5725	63.69	PK	345	2.2	V	-1.96	61.73	68.2	-6.47
5745	62.26	PK	119	1.3	H	-1.91	60.35	68.2	-7.85
5745	62.30	PK	251	1.6	V	-1.91	60.39	68.2	-7.81
11400	57.37	PK	141	1.8	H	7.26	64.63	74	-9.37
11400	44.80	AV	18	1.8	H	7.26	52.06	54	-1.94
11400	55.12	PK	82	1.8	V	7.26	62.38	74	-11.62
11400	42.76	AV	299	1.8	V	7.26	50.02	54	-3.98

Frequency (MHz)	Receiver		Turntable Angle Degree	Rx Antenna		Factor (dB/m)	Absolute Level (dBμV/m)	Limit (dBμV/m)	Margin (dB)
	Reading (dBμV)	PK/Ave		Height (m)	Polar (H/V)				
802.11N40									
5510MHz									
5460	62.12	PK	120	1.1	H	-2.26	59.86	74	-14.14
5460	49.72	AV	120	1.1	H	-2.26	47.46	54	-6.54
5460	62.36	PK	158	1.7	V	-2.26	60.10	74	-13.90
5460	49.34	AV	158	1.7	V	-2.26	47.08	54	-6.92
5470	64.39	PK	337	1.1	H	-2.22	62.17	68.2	-6.03
5470	63.27	PK	265	1.6	V	-2.22	61.05	68.2	-7.15
11020	54.68	PK	39	1.3	H	9.57	64.25	74	-9.75
11020	41.20	AV	331	1.3	H	9.57	50.77	54	-3.23
11020	53.04	PK	68	1.1	V	9.57	62.61	74	-11.39
11020	40.51	AV	282	1.1	V	9.57	50.08	54	-3.92
5550MHz									
11100	54.69	PK	222	2.2	H	9.12	63.81	74	-10.19
11100	41.02	AV	360	2.2	H	9.12	50.14	54	-3.86
11100	53.58	PK	224	2.4	V	9.12	62.70	74	-11.30
11100	40.60	AV	18	2.4	V	9.12	49.72	54	-4.28
5670MHz									
5725	64.89	PK	339	1.9	H	-1.96	62.93	68.2	-5.27
5725	63.80	PK	193	1.9	V	-1.96	61.84	68.2	-6.36
5745	63.01	PK	352	1.7	H	-1.91	61.10	68.2	-7.10
5745	62.51	PK	13	1.6	V	-1.91	60.60	68.2	-7.60
11340	55.89	PK	346	1.6	H	7.67	63.56	74	-10.44
11340	42.59	AV	109	1.6	H	7.67	50.26	54	-3.74
11340	55.35	PK	252	1.8	V	7.67	63.02	74	-10.98
11340	42.29	AV	288	1.8	V	7.67	49.96	54	-4.04

Frequency (MHz)	Receiver		Turntable Angle Degree	Rx Antenna		Factor (dB/m)	Absolute Level (dBμV/m)	Limit (dBμV/m)	Margin (dB)
	Reading (dBμV)	PK/Ave		Height (m)	Polar (H/V)				
802.11AC20									
5500MHz									
5460	62.04	PK	71	2.3	H	-2.26	59.78	74	-14.22
5460	49.59	AV	71	2.3	H	-2.26	47.33	54	-6.67
5460	62.09	PK	114	1	V	-2.26	59.83	74	-14.17
5460	49.54	AV	114	1	V	-2.26	47.28	54	-6.72
5470	65.11	PK	55	2	H	-2.22	62.89	68.2	-5.31
5470	63.54	PK	199	1.4	V	-2.22	61.32	68.2	-6.88
11000	55.02	PK	125	1.4	H	9.67	64.69	74	-9.31
11000	42.32	AV	112	1.4	H	9.67	51.99	54	-2.01
11000	53.23	PK	73	2.4	V	9.67	62.90	74	-11.10
11000	40.73	AV	198	2.4	V	9.67	50.40	54	-3.60
5580MHz									
11160	55.04	PK	54	2.2	H	8.68	63.72	74	-10.28
11160	41.94	AV	182	2.2	H	8.68	50.62	54	-3.38
11160	54.54	PK	130	1.3	V	8.68	63.22	74	-10.78
11160	41.59	AV	169	1.3	V	8.68	50.27	54	-3.73
5700MHz									
5725	64.94	PK	135	2.4	H	-1.96	62.98	68.2	-5.22
5725	63.46	PK	137	1.5	V	-1.96	61.50	68.2	-6.70
5745	62.81	PK	26	1.1	H	-1.91	60.90	68.2	-7.30
5745	62.39	PK	82	1.1	V	-1.91	60.48	68.2	-7.72
11400	57.80	PK	163	1.4	H	7.26	65.06	74	-8.94
11400	44.60	AV	231	1.4	H	7.26	51.86	54	-2.14
11400	55.00	PK	244	2.4	V	7.26	62.26	74	-11.74
11400	42.63	AV	208	2.4	V	7.26	49.89	54	-4.11

Frequency (MHz)	Receiver		Turntable Angle Degree	Rx Antenna		Factor (dB/m)	Absolute Level (dBμV/m)	Limit (dBμV/m)	Margin (dB)
	Reading (dBμV)	PK/Ave		Height (m)	Polar (H/V)				
802.11AC40									
5510MHz									
5460	62.19	PK	94	1.9	H	-2.26	59.93	74	-14.07
5460	49.55	AV	94	1.9	H	-2.26	47.29	54	-6.71
5460	62.66	PK	16	2	V	-2.26	60.40	74	-13.60
5460	49.21	AV	16	2	V	-2.26	46.95	54	-7.05
5470	64.81	PK	249	2.1	H	-2.22	62.59	68.2	-5.61
5470	62.99	PK	320	2.3	V	-2.22	60.77	68.2	-7.43
11020	54.66	PK	126	1.8	H	9.57	64.23	74	-9.77
11020	41.07	AV	213	1.8	H	9.57	50.64	54	-3.36
11020	53.29	PK	226	2.5	V	9.57	62.86	74	-11.14
11020	40.63	AV	124	2.5	V	9.57	50.20	54	-3.80
5550MHz									
11100	54.32	PK	235	2.1	H	9.12	63.44	74	-10.56
11100	41.16	AV	62	2.1	H	9.12	50.28	54	-3.72
11100	52.91	PK	265	1.9	V	9.12	62.03	74	-11.97
11100	39.39	AV	261	1.9	V	9.12	48.51	54	-5.49
5670MHz									
5725	64.44	PK	254	2.2	H	-1.96	62.48	68.2	-5.72
5725	63.61	PK	254	2.2	V	-1.96	61.65	68.2	-6.55
5745	63.10	PK	190	2.2	H	-1.91	61.19	68.2	-7.01
5745	63.12	PK	224	2	V	-1.91	61.21	68.2	-6.99
11340	55.83	PK	290	1.2	H	7.67	63.50	74	-10.50
11340	42.02	AV	329	1.2	H	7.67	49.69	54	-4.31
11340	55.03	PK	171	2	V	7.67	62.70	74	-11.30
11340	41.34	AV	151	2	V	7.67	49.01	54	-4.99

Frequency (MHz)	Receiver		Turntable Angle Degree	Rx Antenna		Factor (dB/m)	Absolute Level (dBμV/m)	Limit (dBμV/m)	Margin (dB)
	Reading (dBμV)	PK/Ave		Height (m)	Polar (H/V)				
802.11AC80									
5530MHz									
5460	62.22	PK	231	2	H	-2.26	59.96	74	-14.04
5460	49.37	AV	231	2	H	-2.26	47.11	54	-6.89
5460	62.35	PK	47	1.3	V	-2.26	60.09	74	-13.91
5460	49.17	AV	47	1.3	V	-2.26	46.91	54	-7.09
5470	66.53	PK	288	1.3	H	-2.22	64.31	68.2	-3.89
5470	65.27	PK	97	1.1	V	-2.22	63.05	68.2	-5.15
11060	52.57	PK	204	1.4	H	9.37	61.94	74	-12.06
11060	40.62	AV	17	1.4	H	9.37	49.99	54	-4.01
11060	51.58	PK	259	1.6	V	9.37	60.95	74	-13.05
11060	38.56	AV	315	1.6	V	9.37	47.93	54	-6.07
5610MHz									
5725	64.79	PK	31	1.9	H	-1.96	62.83	68.2	-5.37
5725	63.74	PK	338	1.4	V	-1.96	61.78	68.2	-6.42
5745	62.32	PK	348	1.5	H	-1.91	60.41	68.2	-7.79
5745	63.04	PK	112	1.4	V	-1.91	61.13	68.2	-7.07
11220	54.83	PK	66	1.8	H	8.33	63.16	74	-10.84
11220	42.13	AV	93	1.8	H	8.33	50.46	54	-3.54
11220	53.25	PK	339	2	V	8.33	61.58	74	-12.42
11220	40.61	AV	126	2	V	8.33	48.94	54	-5.06

Frequency (MHz)	Receiver		Turntable Angle Degree	Rx Antenna		Factor (dB/m)	Absolute Level (dBμV/m)	Limit (dBμV/m)	Margin (dB)
	Reading (dBμV)	PK/Ave		Height (m)	Polar (H/V)				
802.11AC160									
5570MHz									
5460	62.43	PK	250	2.5	H	-2.26	60.17	74	-13.83
5460	49.44	AV	250	2.5	H	-2.26	47.18	54	-6.82
5460	62.10	PK	161	1.7	V	-2.26	59.84	74	-14.16
5460	49.21	AV	161	1.7	V	-2.26	46.95	54	-7.05
5470	67.05	PK	50	2.1	H	-2.22	64.83	68.2	-3.37
5470	67.17	PK	244	1.9	V	-2.22	64.95	68.2	-3.25
5725	65.01	PK	172	1.3	H	-1.96	63.05	68.2	-5.15
5725	63.81	PK	140	1.5	V	-1.96	61.85	68.2	-6.35
5745	62.35	PK	87	2.4	H	-1.91	60.44	68.2	-7.76
5745	62.42	PK	291	1.8	V	-1.91	60.51	68.2	-7.69
11140	53.86	PK	23	1.2	H	8.82	62.68	74	-11.32
11140	40.73	AV	324	1.2	H	8.82	49.55	54	-4.45
11140	52.63	PK	54	1.5	V	8.82	61.45	74	-12.55
11140	39.36	AV	293	1.5	V	8.82	48.18	54	-5.82

Frequency (MHz)	Receiver		Turntable Angle Degree	Rx Antenna		Factor (dB/m)	Absolute Level (dBμV/m)	Limit (dBμV/m)	Margin (dB)
	Reading (dBμV)	PK/Ave		Height (m)	Polar (H/V)				
802.11AX20(worst case 242Tone)									
5500MHz									
5460	62.43	PK	41	2.5	H	-2.26	60.17	74	-13.83
5460	49.72	AV	41	2.5	H	-2.26	47.46	54	-6.54
5460	62.83	PK	115	2.4	V	-2.26	60.57	74	-13.43
5460	49.60	AV	115	2.4	V	-2.26	47.34	54	-6.66
5470	64.15	PK	277	1.3	H	-2.22	61.93	68.2	-6.27
5470	62.96	PK	92	1	V	-2.22	60.74	68.2	-7.46
11000	55.10	PK	208	1.1	H	9.67	64.77	74	-9.23
11000	42.41	AV	77	1.1	H	9.67	52.08	54	-1.92
11000	52.92	PK	271	1.3	V	9.67	62.59	74	-11.41
11000	40.70	AV	224	1.3	V	9.67	50.37	54	-3.63
5580MHz									
11160	55.66	PK	97	1.5	H	8.68	64.34	74	-9.66
11160	43.19	AV	1	1.5	H	8.68	51.87	54	-2.13
11160	54.02	PK	15	2.5	V	8.68	62.70	74	-11.30
11160	42.10	AV	154	2.5	V	8.68	50.78	54	-3.22
5700MHz									
5725	64.48	PK	172	1.3	H	-1.96	62.52	68.2	-5.68
5725	63.65	PK	335	1.9	V	-1.96	61.69	68.2	-6.51
5745	63.25	PK	205	1.2	H	-1.91	61.34	68.2	-6.86
5745	62.63	PK	284	1.5	V	-1.91	60.72	68.2	-7.48
11400	57.83	PK	162	1.4	H	7.26	65.09	74	-8.91
11400	44.68	AV	152	1.4	H	7.26	51.94	54	-2.06
11400	55.35	PK	9	1.7	V	7.26	62.61	74	-11.39
11400	43.03	AV	54	1.7	V	7.26	50.29	54	-3.71

Frequency (MHz)	Receiver		Turntable Angle Degree	Rx Antenna		Factor (dB/m)	Absolute Level (dBμV/m)	Limit (dBμV/m)	Margin (dB)
	Reading (dBμV)	PK/Ave		Height (m)	Polar (H/V)				
802.11AX40(worst case 484Tone)									
5510MHz									
5460	62.82	PK	335	2	H	-2.26	60.56	74	-13.44
5460	49.36	AV	335	2	H	-2.26	47.10	54	-6.90
5460	62.01	PK	2	2.1	V	-2.26	59.75	74	-14.25
5460	49.76	AV	2	2.1	V	-2.26	47.50	54	-6.50
5470	66.45	PK	195	2.3	H	-2.22	64.23	68.2	-3.97
5470	64.91	PK	101	2.3	V	-2.22	62.69	68.2	-5.51
11020	53.95	PK	289	1.3	H	9.57	63.52	74	-10.48
11020	40.43	AV	190	1.3	H	9.57	50.00	54	-4.00
11020	52.89	PK	304	1.6	V	9.57	62.46	74	-11.54
11020	39.87	AV	252	1.6	V	9.57	49.44	54	-4.56
5550MHz									
11100	53.98	PK	196	1.1	H	9.12	63.10	74	-10.90
11100	41.24	AV	19	1.1	H	9.12	50.36	54	-3.64
11100	53.60	PK	308	2	V	9.12	62.72	74	-11.28
11100	39.23	AV	223	2	V	9.12	48.35	54	-5.65
5670MHz									
5725	65.11	PK	240	1.2	H	-1.96	63.15	68.2	-5.05
5725	63.78	PK	63	1.5	V	-1.96	61.82	68.2	-6.38
5745	62.88	PK	152	2	H	-1.91	60.97	68.2	-7.23
5745	63.11	PK	206	2.1	V	-1.91	61.20	68.2	-7.00
11340	55.83	PK	91	2.4	H	7.67	63.50	74	-10.50
11340	41.98	AV	25	2.4	H	7.67	49.65	54	-4.35
11340	55.04	PK	112	1.8	V	7.67	62.71	74	-11.29
11340	41.17	AV	257	1.8	V	7.67	48.84	54	-5.16

Frequency (MHz)	Receiver		Turntable Angle Degree	Rx Antenna		Factor (dB/m)	Absolute Level (dBμV/m)	Limit (dBμV/m)	Margin (dB)
	Reading (dBμV)	PK/Ave		Height (m)	Polar (H/V)				
802.11AX80(worst case 996Tone)									
5530MHz									
5460	62.42	PK	263	1.7	H	-2.26	60.16	74	-13.84
5460	48.98	AV	263	1.7	H	-2.26	46.72	54	-7.28
5460	62.54	PK	13	2.3	V	-2.26	60.28	74	-13.72
5460	49.15	AV	13	2.3	V	-2.26	46.89	54	-7.11
5470	66.79	PK	172	1.3	H	-2.22	64.57	68.2	-3.63
5470	65.97	PK	351	2.2	V	-2.22	63.75	68.2	-4.45
11060	53.02	PK	91	2	H	9.37	62.39	74	-11.61
11060	40.38	AV	349	2	H	9.37	49.75	54	-4.25
11060	52.32	PK	255	1.9	V	9.37	61.69	74	-12.31
11060	39.13	AV	202	1.9	V	9.37	48.50	54	-5.50
5610MHz									
5725	65.28	PK	68	2.5	H	-1.96	63.32	68.2	-4.88
5725	63.43	PK	259	1.9	V	-1.96	61.47	68.2	-6.73
5745	62.50	PK	165	1.6	H	-1.91	60.59	68.2	-7.61
5745	62.48	PK	30	1.8	V	-1.91	60.57	68.2	-7.63
11220	54.14	PK	163	2.3	H	8.33	62.47	74	-11.53
11220	41.83	AV	157	2.3	H	8.33	50.16	54	-3.84
11220	53.80	PK	308	1.6	V	8.33	62.13	74	-11.87
11220	41.00	AV	209	1.6	V	8.33	49.33	54	-4.67

Frequency (MHz)	Receiver		Turntable Angle Degree	Rx Antenna		Factor (dB/m)	Absolute Level (dBμV/m)	Limit (dBμV/m)	Margin (dB)
	Reading (dBμV)	PK/Ave		Height (m)	Polar (H/V)				
802.11AX160(worst case 2*996Tone)									
5570MHz									
5460	62.43	PK	104	1.4	H	-2.26	60.17	74	-13.83
5460	49.39	AV	104	1.4	H	-2.26	47.13	54	-6.87
5460	62.60	PK	14	1.2	V	-2.26	60.34	74	-13.66
5460	49.83	AV	14	1.2	V	-2.26	47.57	54	-6.43
5470	67.33	PK	17	1.5	H	-2.22	65.11	68.2	-3.09
5470	66.87	PK	314	1.9	V	-2.22	64.65	68.2	-3.55
5725	64.34	PK	319	2	H	-1.96	62.38	68.2	-5.82
5725	64.71	PK	280	2	V	-1.96	62.75	68.2	-5.45
5745	62.47	PK	106	1.2	H	-1.91	60.56	68.2	-7.64
5745	63.23	PK	20	1.6	V	-1.91	61.32	68.2	-6.88
11140	53.11	PK	184	1.7	H	8.82	61.93	74	-12.07
11140	41.01	AV	109	1.7	H	8.82	49.83	54	-4.17
11140	52.62	PK	152	1.8	V	8.82	61.44	74	-12.56
11140	39.36	AV	26	1.8	V	8.82	48.18	54	-5.82

5725-5850 MHz:

Frequency (MHz)	Receiver		Turntable Angle Degree	Rx Antenna		Factor (dB/m)	Absolute Level (dBμV/m)	Limit (dBμV/m)	Margin (dB)
	Reading (dBμV)	PK/Ave		Height (m)	Polar (H/V)				
802.11A									
5745MHz									
5650	62.28	PK	26	1.1	H	-1.95	60.33	68.2	-7.87
5700	63.78	PK	307	2.4	H	-2.02	61.76	105.2	-43.44
5720	65.90	PK	325	1.7	H	-1.97	63.93	110.8	-46.87
5725	68.51	PK	199	2	H	-1.96	66.55	122.2	-55.65
5650	62.90	PK	98	1.5	V	-1.95	60.95	68.2	-7.25
5700	63.87	PK	242	1.2	V	-2.02	61.85	105.2	-43.35
5720	64.74	PK	293	2.3	V	-1.97	62.77	110.8	-48.03
5725	66.53	PK	95	1.2	V	-1.96	64.57	122.2	-57.63
11490	57.90	PK	192	2.1	H	6.63	64.53	74	-9.47
11490	45.44	AV	78	2.1	H	6.63	52.07	54	-1.93
11490	56.31	PK	2	2.1	V	6.63	62.94	74	-11.06
11490	42.79	AV	215	2.1	V	6.63	49.42	54	-4.58
5785MHz									
11570	57.93	PK	247	1.1	H	6.59	64.52	74	-9.48
11570	45.25	AV	253	1.1	H	6.59	51.84	54	-2.16
11570	55.98	PK	285	2.1	V	6.59	62.57	74	-11.43
11570	43.49	AV	88	2.1	V	6.59	50.08	54	-3.92
5825MHz									
5850	66.63	PK	219	2.5	H	-1.81	64.82	122.2	-57.38
5855	65.80	PK	110	1.1	H	-1.82	63.98	110.8	-46.82
5875	64.94	PK	309	1.5	H	-1.84	63.10	105.2	-42.10
5925	64.84	PK	296	2.3	H	-1.82	63.02	68.2	-5.18
5850	66.86	PK	311	2.1	V	-1.81	65.05	122.2	-57.15
5855	65.48	PK	195	1.4	V	-1.82	63.66	110.8	-47.14
5875	64.72	PK	88	1.5	V	-1.84	62.88	105.2	-42.32
5925	64.64	PK	333	1.3	V	-1.82	62.82	68.2	-5.38
11650	56.39	PK	57	2.1	H	6.77	63.16	74	-10.84
11650	43.77	AV	181	2.1	H	6.77	50.54	54	-3.46
11650	55.70	PK	311	1.7	V	6.77	62.47	74	-11.53
11650	42.43	AV	243	1.7	V	6.77	49.20	54	-4.80

Frequency (MHz)	Receiver		Turntable Angle Degree	Rx Antenna		Factor (dB/m)	Absolute Level (dBμV/m)	Limit (dBμV/m)	Margin (dB)
	Reading (dBμV)	PK/Ave		Height (m)	Polar (H/V)				
802.11N20									
5745MHz									
5650	62.17	PK	234	1.4	H	-1.95	60.22	68.2	-7.98
5700	63.81	PK	323	1.1	H	-2.02	61.79	105.2	-43.41
5720	64.86	PK	66	2.3	H	-1.97	62.89	110.8	-47.91
5725	65.98	PK	349	2.3	H	-1.96	64.02	122.2	-58.18
5650	62.51	PK	248	1	V	-1.95	60.56	68.2	-7.64
5700	63.70	PK	240	2.1	V	-2.02	61.68	105.2	-43.52
5720	64.70	PK	148	1.5	V	-1.97	62.73	110.8	-48.07
5725	65.61	PK	153	2.2	V	-1.96	63.65	122.2	-58.55
11490	56.68	PK	143	2	H	6.63	63.31	74	-10.69
11490	42.47	AV	246	2	H	6.63	49.10	54	-4.90
11490	56.65	PK	90	2.2	V	6.63	63.28	74	-10.72
11490	43.39	AV	163	2.2	V	6.63	50.02	54	-3.98
5785MHz									
11570	57.98	PK	197	2.5	H	6.59	64.57	74	-9.43
11570	44.20	AV	220	2.5	H	6.59	50.79	54	-3.21
11570	57.02	PK	342	2.4	V	6.59	63.61	74	-10.39
11570	43.48	AV	150	2.4	V	6.59	50.07	54	-3.93
5825MHz									
5850	66.56	PK	258	2.5	H	-1.81	64.75	122.2	-57.45
5855	65.93	PK	198	1.3	H	-1.82	64.11	110.8	-46.69
5875	64.91	PK	118	1.2	H	-1.84	63.07	105.2	-42.13
5925	64.87	PK	299	1.5	H	-1.82	63.05	68.2	-5.15
5850	66.66	PK	12	1.6	V	-1.81	64.85	122.2	-57.35
5855	65.69	PK	312	1.3	V	-1.82	63.87	110.8	-46.93
5875	64.71	PK	138	2.2	V	-1.84	62.87	105.2	-42.33
5925	64.86	PK	16	1.2	V	-1.82	63.04	68.2	-5.16
11650	57.67	PK	19	2	H	6.77	64.44	74	-9.56
11650	43.59	AV	110	2	H	6.77	50.36	54	-3.64
11650	56.77	PK	236	2.5	V	6.77	63.54	74	-10.46
11650	42.20	AV	118	2.5	V	6.77	48.97	54	-5.03

Frequency (MHz)	Receiver		Turntable Angle Degree	Rx Antenna		Factor (dB/m)	Absolute Level (dBμV/m)	Limit (dBμV/m)	Margin (dB)
	Reading (dBμV)	PK/Ave		Height (m)	Polar (H/V)				
802.11N40									
5755MHz									
5650	62.42	PK	80	1.5	H	-1.95	60.47	68.2	-7.73
5700	63.59	PK	299	2	H	-2.02	61.57	105.2	-43.63
5720	64.21	PK	96	1.3	H	-1.97	62.24	110.8	-48.56
5725	66.58	PK	167	2	H	-1.96	64.62	122.2	-57.58
5650	62.82	PK	36	1.6	V	-1.95	60.87	68.2	-7.33
5700	63.85	PK	91	2.3	V	-2.02	61.83	105.2	-43.37
5720	63.17	PK	203	2.5	V	-1.97	61.20	110.8	-49.60
5725	66.79	PK	195	1.9	V	-1.96	64.83	122.2	-57.37
11510	57.89	PK	155	1.4	H	6.59	64.48	74	-9.52
11510	43.85	AV	203	1.4	H	6.59	50.44	54	-3.56
11510	56.90	PK	220	2	V	6.59	63.49	74	-10.51
11510	43.12	AV	286	2	V	6.59	49.71	54	-4.29
5795MHz									
5850	66.65	PK	290	1.6	H	-1.81	64.84	122.2	-57.36
5855	65.53	PK	212	1.6	H	-1.82	63.71	110.8	-47.09
5875	64.73	PK	152	1	H	-1.84	62.89	105.2	-42.31
5925	64.86	PK	157	2.4	H	-1.82	63.04	68.2	-5.16
5850	66.61	PK	71	1	V	-1.81	64.80	122.2	-57.40
5855	65.72	PK	188	2	V	-1.82	63.90	110.8	-46.90
5875	64.82	PK	294	2.4	V	-1.84	62.98	105.2	-42.22
5925	64.57	PK	226	1.9	V	-1.82	62.75	68.2	-5.45
11590	58.19	PK	111	1	H	6.57	64.76	74	-9.24
11590	44.37	AV	300	1	H	6.57	50.94	54	-3.06
11590	56.84	PK	254	1.8	V	6.57	63.41	74	-10.59
11590	42.83	AV	198	1.8	V	6.57	49.40	54	-4.60

Frequency (MHz)	Receiver		Turntable Angle Degree	Rx Antenna		Factor (dB/m)	Absolute Level (dBμV/m)	Limit (dBμV/m)	Margin (dB)
	Reading (dBμV)	PK/Ave		Height (m)	Polar (H/V)				
802.11AC20									
5745MHz									
5650	62.77	PK	57	1.2	H	-1.95	60.82	68.2	-7.38
5700	63.64	PK	223	2.2	H	-2.02	61.62	105.2	-43.58
5720	64.40	PK	350	1.3	H	-1.97	62.43	110.8	-48.37
5725	65.28	PK	336	2.5	H	-1.96	63.32	122.2	-58.88
5650	62.91	PK	97	1.5	V	-1.95	60.96	68.2	-7.24
5700	63.96	PK	73	1.2	V	-2.02	61.94	105.2	-43.26
5720	63.46	PK	75	1.9	V	-1.97	61.49	110.8	-49.31
5725	65.96	PK	34	2.3	V	-1.96	64.00	122.2	-58.20
11490	57.90	PK	312	1.1	H	6.63	64.53	74	-9.47
11490	43.66	AV	105	1.1	H	6.63	50.29	54	-3.71
11490	56.78	PK	44	1.1	V	6.63	63.41	74	-10.59
11490	42.63	AV	148	1.1	V	6.63	49.26	54	-4.74
5785MHz									
11570	58.42	PK	337	1.3	H	6.59	65.01	74	-8.99
11570	44.37	AV	89	1.3	H	6.59	50.96	54	-3.04
11570	56.97	PK	292	1.5	V	6.59	63.56	74	-10.44
11570	43.50	AV	176	1.5	V	6.59	50.09	54	-3.91
5825MHz									
5850	65.76	PK	357	1.4	H	-1.81	63.95	122.2	-58.25
5855	65.44	PK	74	1.5	H	-1.82	63.62	110.8	-47.18
5875	64.78	PK	138	1.6	H	-1.84	62.94	105.2	-42.26
5925	63.97	PK	87	2.3	H	-1.82	62.15	68.2	-6.05
5850	65.73	PK	240	1.6	V	-1.81	63.92	122.2	-58.28
5855	65.72	PK	287	1.7	V	-1.82	63.90	110.8	-46.90
5875	64.62	PK	5	1.5	V	-1.84	62.78	105.2	-42.42
5925	64.01	PK	86	1.8	V	-1.82	62.19	68.2	-6.01
11650	58.05	PK	167	1.2	H	6.77	64.82	74	-9.18
11650	43.15	AV	246	1.2	H	6.77	49.92	54	-4.08
11650	56.33	PK	59	1	V	6.77	63.10	74	-10.90
11650	42.95	AV	180	1	V	6.77	49.72	54	-4.28

Frequency (MHz)	Receiver		Turntable Angle Degree	Rx Antenna		Factor (dB/m)	Absolute Level (dBμV/m)	Limit (dBμV/m)	Margin (dB)
	Reading (dBμV)	PK/Ave		Height (m)	Polar (H/V)				
802.11AC40									
5755MHz									
5650	62.76	PK	191	1.6	H	-1.95	60.81	68.2	-7.39
5700	64.08	PK	298	1.4	H	-2.02	62.06	105.2	-43.14
5720	63.12	PK	83	1.1	H	-1.97	61.15	110.8	-49.65
5725	66.00	PK	272	1.9	H	-1.96	64.04	122.2	-58.16
5650	62.33	PK	22	2.3	V	-1.95	60.38	68.2	-7.82
5700	63.19	PK	14	2.2	V	-2.02	61.17	105.2	-44.03
5720	64.37	PK	192	1.2	V	-1.97	62.40	110.8	-48.40
5725	66.51	PK	359	1	V	-1.96	64.55	122.2	-57.65
11510	57.94	PK	202	1.7	H	6.59	64.53	74	-9.47
11510	44.20	AV	152	1.7	H	6.59	50.79	54	-3.21
11510	57.43	PK	197	1.5	V	6.59	64.02	74	-9.98
11510	43.11	AV	357	1.5	V	6.59	49.70	54	-4.30
5795MHz									
5850	65.44	PK	101	1.4	H	-1.81	63.63	122.2	-58.57
5855	65.67	PK	289	2.4	H	-1.82	63.85	110.8	-46.95
5875	64.87	PK	329	1.2	H	-1.84	63.03	105.2	-42.17
5925	64.00	PK	49	1.5	H	-1.82	62.18	68.2	-6.02
5850	65.65	PK	335	2.4	V	-1.81	63.84	122.2	-58.36
5855	65.76	PK	351	1.4	V	-1.82	63.94	110.8	-46.86
5875	64.58	PK	292	1.8	V	-1.84	62.74	105.2	-42.46
5925	63.97	PK	28	1.4	V	-1.82	62.15	68.2	-6.05
11590	58.54	PK	193	1.8	H	6.57	65.11	74	-8.89
11590	44.15	AV	179	1.8	H	6.57	50.72	54	-3.28
11590	57.63	PK	232	2	V	6.57	64.20	74	-9.80
11590	41.89	AV	211	2	V	6.57	48.46	54	-5.54

Frequency (MHz)	Receiver		Turntable Angle Degree	Rx Antenna		Factor (dB/m)	Absolute Level (dBμV/m)	Limit (dBμV/m)	Margin (dB)
	Reading (dBμV)	PK/Ave		Height (m)	Polar (H/V)				
802.11AC80									
5775MHz									
5650	62.34	PK	220	2	H	-1.95	60.39	68.2	-7.81
5700	63.64	PK	307	1.8	H	-2.02	61.62	105.2	-43.58
5720	65.03	PK	169	2.3	H	-1.97	63.06	110.8	-47.74
5725	65.72	PK	241	1.7	H	-1.96	63.76	122.2	-58.44
5650	62.80	PK	159	2.2	V	-1.95	60.85	68.2	-7.35
5700	63.20	PK	66	1.7	V	-2.02	61.18	105.2	-44.02
5720	63.96	PK	121	1.1	V	-1.97	61.99	110.8	-48.81
5725	66.97	PK	166	2.4	V	-1.96	65.01	122.2	-57.19
5850	66.26	PK	299	1.7	H	-1.81	64.45	122.2	-57.75
5855	65.81	PK	138	1.2	H	-1.82	63.99	110.8	-46.81
5875	64.65	PK	334	2.2	H	-1.84	62.81	105.2	-42.39
5925	63.86	PK	360	1.7	H	-1.82	62.04	68.2	-6.16
5850	66.36	PK	96	2.5	V	-1.81	64.55	122.2	-57.65
5855	65.78	PK	352	2	V	-1.82	63.96	110.8	-46.84
5875	64.91	PK	241	2	V	-1.84	63.07	105.2	-42.13
5925	63.83	PK	129	1.8	V	-1.82	62.01	68.2	-6.19
11550	57.85	PK	106	1	H	6.61	64.46	74	-9.54
11550	43.71	AV	357	1	H	6.61	50.32	54	-3.68
11550	57.16	PK	100	2.4	V	6.61	63.77	74	-10.23
11550	42.02	AV	129	2.4	V	6.61	48.63	54	-5.37

Frequency (MHz)	Receiver		Turntable Angle Degree	Rx Antenna		Factor (dB/m)	Absolute Level (dBμV/m)	Limit (dBμV/m)	Margin (dB)
	Reading (dBμV)	PK/Ave		Height (m)	Polar (H/V)				
802.11AX20(worst case 242Tone)									
5745MHz									
5650	63.03	PK	137	1.3	H	-1.95	61.08	68.2	-7.12
5700	63.29	PK	262	1.2	H	-2.02	61.27	105.2	-43.93
5720	64.97	PK	330	1.8	H	-1.97	63.00	110.8	-47.80
5725	65.49	PK	272	1.6	H	-1.96	63.53	122.2	-58.67
5650	62.79	PK	216	1.8	V	-1.95	60.84	68.2	-7.36
5700	63.19	PK	294	1.9	V	-2.02	61.17	105.2	-44.03
5720	63.54	PK	197	2.5	V	-1.97	61.57	110.8	-49.23
5725	67.07	PK	188	1.3	V	-1.96	65.11	122.2	-57.09
11490	57.74	PK	148	2.5	H	6.63	64.37	74	-9.63
11490	44.02	AV	89	2.5	H	6.63	50.65	54	-3.35
11490	57.04	PK	210	1.5	V	6.63	63.67	74	-10.33
11490	42.13	AV	335	1.5	V	6.63	48.76	54	-5.24
5785MHz									
11570	57.77	PK	84	2.1	H	6.59	64.36	74	-9.64
11570	44.40	AV	34	2.1	H	6.59	50.99	54	-3.01
11570	57.65	PK	111	1.3	V	6.59	64.24	74	-9.76
11570	42.63	AV	192	1.3	V	6.59	49.22	54	-4.78
5825MHz									
5850	65.98	PK	6	1.1	H	-1.81	64.17	122.2	-58.03
5855	65.66	PK	91	1.2	H	-1.82	63.84	110.8	-46.96
5875	64.77	PK	301	1.6	H	-1.84	62.93	105.2	-42.27
5925	63.76	PK	136	2.3	H	-1.82	61.94	68.2	-6.26
5850	65.99	PK	189	1.3	V	-1.81	64.18	122.2	-58.02
5855	65.47	PK	139	2.4	V	-1.82	63.65	110.8	-47.15
5875	64.62	PK	235	2.1	V	-1.84	62.78	105.2	-42.42
5925	63.56	PK	308	1.4	V	-1.82	61.74	68.2	-6.46
11650	57.44	PK	297	1.1	H	6.77	64.21	74	-9.79
11650	43.78	AV	240	1.1	H	6.77	50.55	54	-3.45
11650	56.53	PK	45	1.2	V	6.77	63.30	74	-10.70
11650	41.24	AV	156	1.2	V	6.77	48.01	54	-5.99

Frequency (MHz)	Receiver		Turntable Angle Degree	Rx Antenna		Factor (dB/m)	Absolute Level (dBμV/m)	Limit (dBμV/m)	Margin (dB)
	Reading (dBμV)	PK/Ave		Height (m)	Polar (H/V)				
802.11AX40(worst case 484Tone)									
5755MHz									
5650	62.32	PK	69	2	H	-1.95	60.37	68.2	-7.83
5700	63.66	PK	109	1.7	H	-2.02	61.64	105.2	-43.56
5720	63.93	PK	1	1.4	H	-1.97	61.96	110.8	-48.84
5725	65.69	PK	317	1.4	H	-1.96	63.73	122.2	-58.47
5650	62.49	PK	101	2.2	V	-1.95	60.54	68.2	-7.66
5700	63.87	PK	307	1.5	V	-2.02	61.85	105.2	-43.35
5720	63.71	PK	41	1.2	V	-1.97	61.74	110.8	-49.06
5725	67.08	PK	157	1.5	V	-1.96	65.12	122.2	-57.08
11510	57.80	PK	224	1.7	H	6.59	64.39	74	-9.61
11510	43.74	AV	150	1.7	H	6.59	50.33	54	-3.67
11510	57.43	PK	96	1.5	V	6.59	64.02	74	-9.98
11510	41.60	AV	98	1.5	V	6.59	48.19	54	-5.81
5795MHz									
5850	66.26	PK	268	2	H	-1.81	64.45	122.2	-57.75
5855	65.51	PK	141	1.6	H	-1.82	63.69	110.8	-47.11
5875	64.52	PK	54	2.5	H	-1.84	62.68	105.2	-42.52
5925	63.64	PK	313	1.6	H	-1.82	61.82	68.2	-6.38
5850	66.04	PK	257	2.1	V	-1.81	64.23	122.2	-57.97
5855	65.82	PK	214	1.5	V	-1.82	64.00	110.8	-46.80
5875	64.46	PK	228	2.3	V	-1.84	62.62	105.2	-42.58
5925	63.90	PK	162	1.2	V	-1.82	62.08	68.2	-6.12
11590	58.31	PK	150	2.1	H	6.57	64.88	74	-9.12
11590	44.32	AV	189	2.1	H	6.57	50.89	54	-3.11
11590	57.51	PK	129	1.1	V	6.57	64.08	74	-9.92
11590	42.58	AV	260	1.1	V	6.57	49.15	54	-4.85

Frequency (MHz)	Receiver		Turntable Angle Degree	Rx Antenna		Factor (dB/m)	Absolute Level (dBμV/m)	Limit (dBμV/m)	Margin (dB)
	Reading (dBμV)	PK/Ave		Height (m)	Polar (H/V)				
802.11AX80(worst case 996Tone)									
5775MHz									
5650	62.41	PK	11	1.9	H	-1.95	60.46	68.2	-7.74
5700	63.26	PK	59	2.3	H	-2.02	61.24	105.2	-43.96
5720	63.45	PK	331	1.8	H	-1.97	61.48	110.8	-49.32
5725	65.61	PK	234	1.2	H	-1.96	63.65	122.2	-58.55
5650	62.86	PK	178	1.5	V	-1.95	60.91	68.2	-7.29
5700	63.46	PK	218	1.7	V	-2.02	61.44	105.2	-43.76
5720	64.15	PK	303	1	V	-1.97	62.18	110.8	-48.62
5725	67.10	PK	253	1.2	V	-1.96	65.14	122.2	-57.06
5850	66.01	PK	242	2	H	-1.81	64.20	122.2	-58.00
5855	65.93	PK	278	2.1	H	-1.82	64.11	110.8	-46.69
5875	64.77	PK	125	2.4	H	-1.84	62.93	105.2	-42.27
5925	63.65	PK	245	2.4	H	-1.82	61.83	68.2	-6.37
5850	66.20	PK	199	1	V	-1.81	64.39	122.2	-57.81
5855	65.91	PK	334	1.8	V	-1.82	64.09	110.8	-46.71
5875	64.60	PK	163	1.3	V	-1.84	62.76	105.2	-42.44
5925	63.55	PK	110	2.5	V	-1.82	61.73	68.2	-6.47
11550	58.60	PK	103	1.4	H	6.61	65.21	74	-8.79
11550	44.34	AV	144	1.4	H	6.61	50.95	54	-3.05
11550	57.54	PK	68	2	V	6.61	64.15	74	-9.85
11550	42.58	AV	263	2	V	6.61	49.19	54	-4.81

Note:
Factor = Antenna factor (RX) + Cable Loss – Amplifier Factor
Corrected Amplitude (Absolute Level) = Factor + Reading
Margin = Corrected. Amplitude (Absolute Level) - Limit
The other spurious emission which is in the noise floor level was not recorded.

1 GHz - 18 GHz: (Pre-Scan plots)

802.11a, 5500MHz

Horizontal

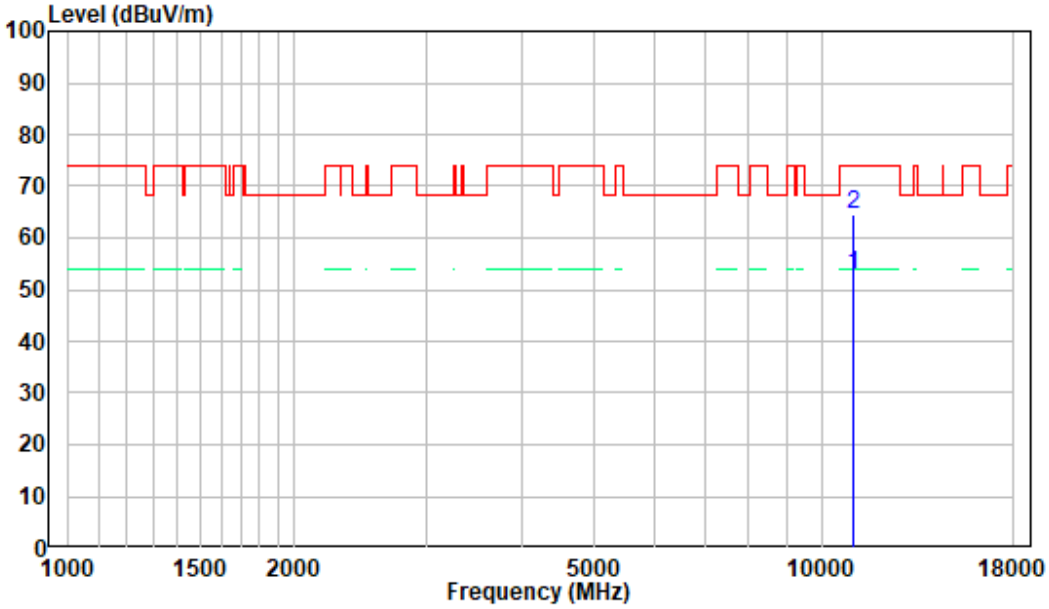

Vertical

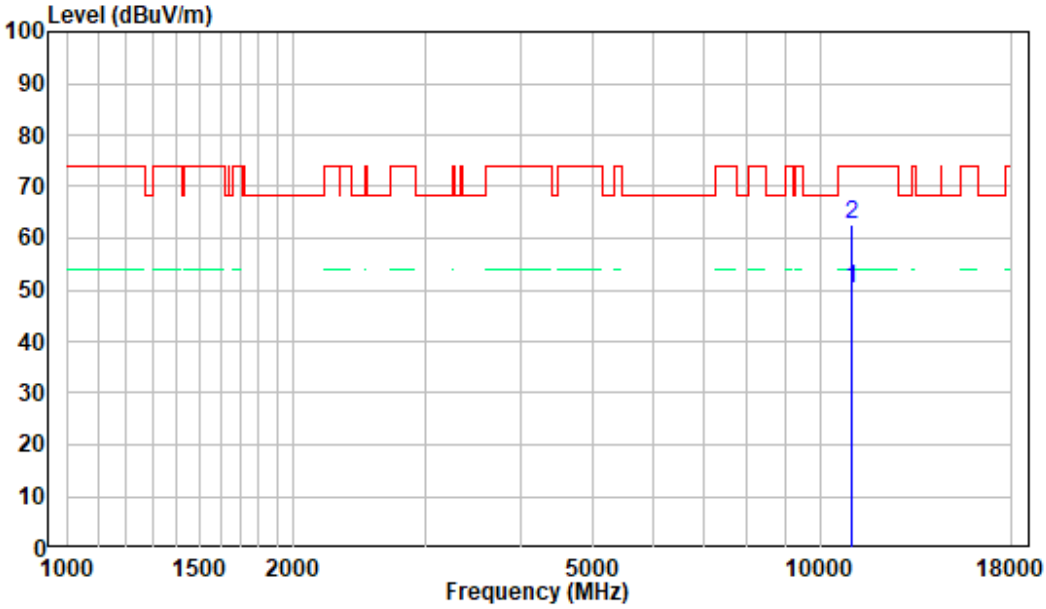

18-40GHz: (Pre-Scan plots)

802.11a, 5500MHz

Horizontal

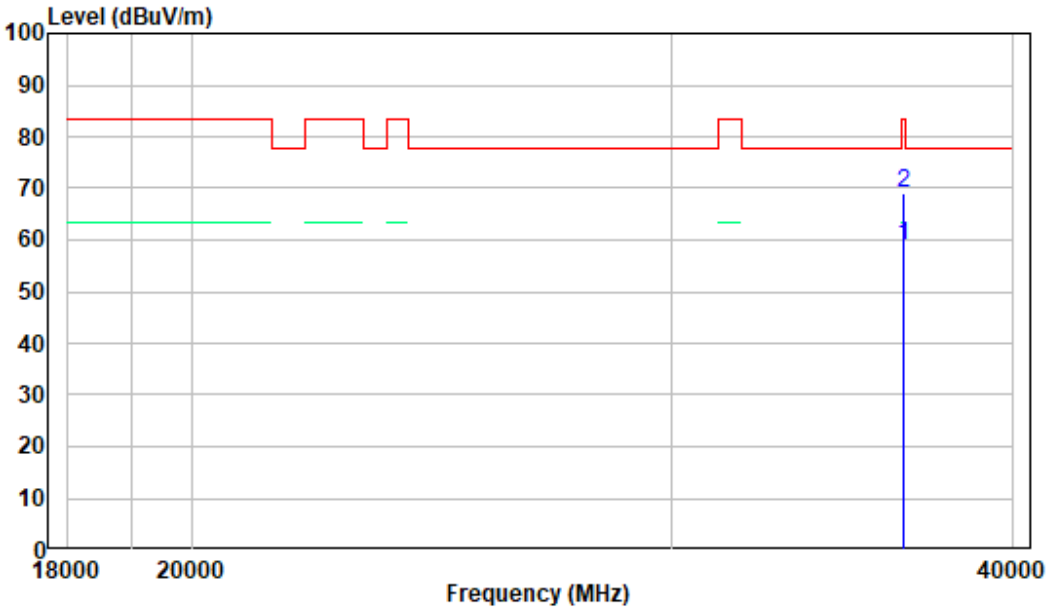

Vertical

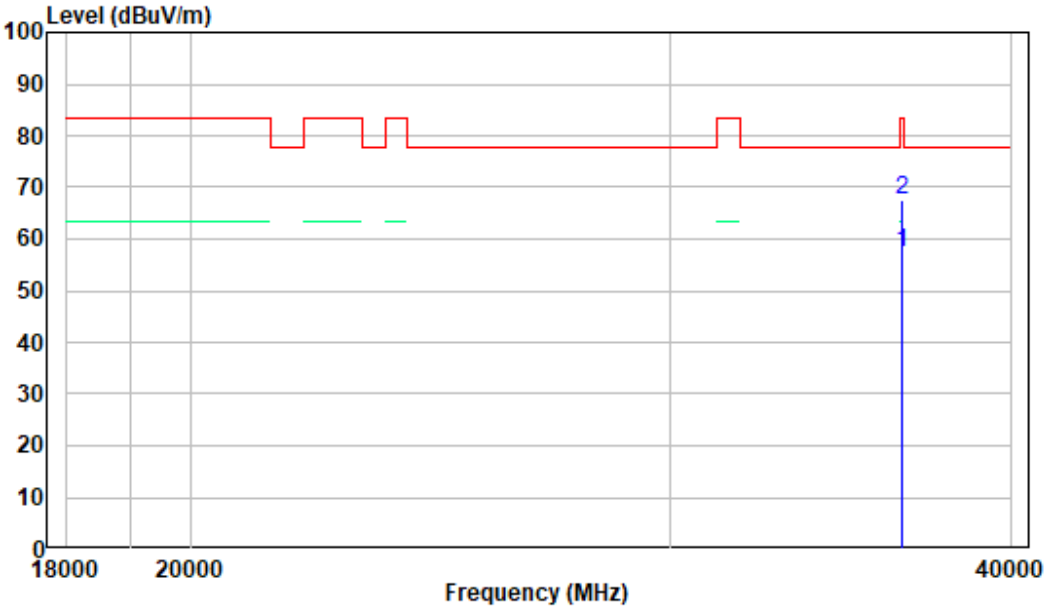

FCC §15.407(a) – CONDUCTED TRANSMITTER OUTPUT POWER

Applicable Standard

For an indoor access point operating in the band 5.15–5.25 GHz, the maximum conducted output power over the frequency band of operation shall not exceed 1 W provided the maximum antenna gain does not exceed 6 dBi. In addition, the maximum power spectral density shall not exceed 17 dBm in any 1 megahertz band. If transmitting antennas of directional gain greater than 6 dBi are used, both the maximum conducted output power and the maximum power spectral density shall be reduced by the amount in dB that the directional gain of the antenna exceeds 6 dBi.

For the 5.25-5.35 GHz and 5.47-5.725 GHz bands, the maximum conducted output power over the frequency bands of operation shall not exceed the lesser of 250 mW or 11 dBm + 10 log B, where B is the 26 dB emission bandwidth in megahertz. In addition, the maximum power spectral density shall not exceed 11 dBm in any 1 megahertz band. If transmitting antennas of directional gain greater than 6 dBi are used, both the maximum conducted output power and the maximum power spectral density shall be reduced by the amount in dB that the directional gain of the antenna exceeds 6 dBi.

For the band 5.725-5.85 GHz, the maximum conducted output power over the frequency band of operation shall not exceed 1 W. In addition, the maximum power spectral density shall not exceed 30 dBm in any 500-kHz band. If transmitting antennas of directional gain greater than 6 dBi are used, both the maximum conducted output power and the maximum power spectral density shall be reduced by the amount in dB that the directional gain of the antenna exceeds 6 dBi. However, fixed point-to-point U-NII devices operating in this band may employ transmitting antennas with directional gain greater than 6 dBi without any corresponding reduction in transmitter conducted power. Fixed, point-to-point operations exclude the use of point-to-multipoint systems, omnidirectional applications, and multiple collocated transmitters transmitting the same information. The operator of the U-NII device, or if the equipment is professionally installed, the installer, is responsible for ensuring that systems employing high gain directional antennas are used exclusively for fixed, point-to-point operations.

For client devices operating under the control of an indoor access point in the 5.850-5.895 GHz band, the maximum power spectral density must not exceed 14 dBm e.i.r.p. in any 1-megahertz band, and the maximum e.i.r.p. over the frequency band of operation must not exceed 30 dBm. Client devices operating on a channel that spans the 5.725-5.850 GHz and 5.850-5.895 GHz bands must not exceed an e.i.r.p. of 30 dBm.

Test Procedure

Test Method: KDB789033 D02 Clause II.E.3.b).

a) Place the EUT on a bench and set it in transmitting mode.

b) Remove the antenna from the EUT and then connect a low loss RF cable from the antenna port to one test equipment.

c) Add a correction factor to the display.

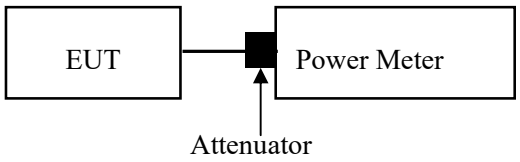

Test Data

Environmental Conditions

Temperature:	24 °C
Relative Humidity:	53 %
ATM Pressure:	101.0 kPa

The testing was performed by Nick Fang on 2023-02-07

EUT operation mode: Transmitting

Test Result: Pass

Test Mode	Antenna	Channel	Result[dBm]	Limit[dBm]	Verdict
11A-CDD	Ant1	5180	8.53	≤30	PASS
	Ant2	5180	8.6	≤30	PASS
	Ant3	5180	8.34	≤30	PASS
	Ant4	5180	7.84	≤30	PASS
	total	5180	14.36	≤30	PASS
	Ant1	5200	8.25	≤30	PASS
	Ant2	5200	8.37	≤30	PASS
	Ant3	5200	8.64	≤30	PASS
	Ant4	5200	7.71	≤30	PASS
	total	5200	14.28	≤30	PASS
	Ant1	5240	8.4	≤30	PASS
	Ant2	5240	8.75	≤30	PASS
	Ant3	5240	8.87	≤30	PASS
	Ant4	5240	8.46	≤30	PASS
	total	5240	14.65	≤30	PASS
	Ant1	5260	14.18	≤23.98	PASS
	Ant2	5260	13.82	≤23.98	PASS
	Ant3	5260	14.01	≤23.98	PASS
	Ant4	5260	13.57	≤23.95	PASS
	total	5260	19.92	≤23.98	PASS
	Ant1	5280	13.97	≤23.98	PASS
	Ant2	5280	13.52	≤23.98	PASS
	Ant3	5280	14.08	≤23.98	PASS
	Ant4	5280	13.53	≤23.98	PASS
	total	5280	19.8	≤23.98	PASS
	Ant1	5320	13.9	≤23.98	PASS
	Ant2	5320	13.63	≤23.98	PASS
	Ant3	5320	13.78	≤23.98	PASS
	Ant4	5320	13.63	≤23.98	PASS
	total	5320	19.76	≤23.98	PASS
	Ant1	5500	14.66	≤23.98	PASS
	Ant2	5500	14.37	≤23.98	PASS
	Ant3	5500	14.22	≤23.94	PASS
	Ant4	5500	13.97	≤23.98	PASS
	total	5500	20.33	≤23.98	PASS
	Ant1	5580	13.49	≤23.98	PASS
	Ant2	5580	14.03	≤23.98	PASS
	Ant3	5580	13.98	≤23.98	PASS
	Ant4	5580	12.94	≤23.98	PASS
	total	5580	19.65	≤23.98	PASS

	Ant1	5700	12.69	≤23.98	PASS
	Ant2	5700	14.03	≤23.98	PASS
	Ant3	5700	13.68	≤23.98	PASS
	Ant4	5700	12.9	≤23.98	PASS
	total	5700	19.38	≤23.98	PASS
	Ant1	5745	12.41	≤30.00	PASS
	Ant2	5745	13.74	≤30.00	PASS
	Ant3	5745	13.04	≤30.00	PASS
	Ant4	5745	12.69	≤30.00	PASS
	total	5745	19.02	≤30.00	PASS
	Ant1	5785	12.59	≤30.00	PASS
	Ant2	5785	14.01	≤30.00	PASS
	Ant3	5785	13.08	≤30.00	PASS
	Ant4	5785	13.22	≤30.00	PASS
	total	5785	19.28	≤30.00	PASS
	Ant1	5825	13.07	≤30.00	PASS
	Ant2	5825	14.3	≤30.00	PASS
	Ant3	5825	13.17	≤30.00	PASS
	Ant4	5825	13.24	≤30.00	PASS
	total	5825	19.5	≤30.00	PASS
11AC20MIMO	Ant1	5180	12	≤30	PASS
	Ant2	5180	11.44	≤30	PASS
	Ant3	5180	12.25	≤30	PASS
	Ant4	5180	11.26	≤30	PASS
	total	5180	17.78	≤30	PASS
	Ant1	5200	11.88	≤30	PASS
	Ant2	5200	11.26	≤30	PASS
	Ant3	5200	11.64	≤30	PASS
	Ant4	5200	11.02	≤30	PASS
	total	5200	17.48	≤30	PASS
	Ant1	5240	11.87	≤30	PASS
	Ant2	5240	11.17	≤30	PASS
	Ant3	5240	11.54	≤30	PASS
	Ant4	5240	11.22	≤30	PASS
	total	5240	17.48	≤30	PASS
	Ant1	5260	14.04	≤23.98	PASS
	Ant2	5260	13.44	≤23.98	PASS
	Ant3	5260	13.68	≤23.98	PASS
	Ant4	5260	13.32	≤23.98	PASS
	total	5260	19.65	≤23.98	PASS
	Ant1	5280	14.04	≤23.98	PASS
	Ant2	5280	13.35	≤23.98	PASS
	Ant3	5280	13.53	≤23.98	PASS
	Ant4	5280	13.19	≤23.98	PASS
	total	5280	19.56	≤23.98	PASS
	Ant1	5320	13.38	≤23.98	PASS
	Ant2	5320	13.3	≤23.98	PASS
	Ant3	5320	13.54	≤23.98	PASS
	Ant4	5320	13.73	≤23.98	PASS
	total	5320	19.51	≤23.98	PASS
	Ant1	5500	14.04	≤23.98	PASS
	Ant2	5500	14.01	≤23.98	PASS
	Ant3	5500	13.79	≤23.98	PASS
	Ant4	5500	13.79	≤23.98	PASS
	total	5500	19.93	≤23.98	PASS
	Ant1	5580	13.44	≤23.98	PASS
	Ant2	5580	13.73	≤23.98	PASS
	Ant3	5580	13.52	≤23.98	PASS
	Ant4	5580	12.65	≤23.98	PASS
	total	5580	19.37	≤23.98	PASS
	Ant1	5700	12.45	≤23.98	PASS

	Ant2	5700	13.92	≤23.98	PASS
	Ant3	5700	13.38	≤23.98	PASS
	Ant4	5700	12.75	≤23.98	PASS
	total	5700	19.18	≤23.98	PASS
	Ant1	5745	12.11	≤30.00	PASS
	Ant2	5745	13.6	≤30.00	PASS
	Ant3	5745	12.84	≤30.00	PASS
	Ant4	5745	12.63	≤30.00	PASS
	total	5745	18.85	≤30.00	PASS
	Ant1	5785	12.61	≤30.00	PASS
	Ant2	5785	14.19	≤30.00	PASS
	Ant3	5785	12.79	≤30.00	PASS
	Ant4	5785	12.79	≤30.00	PASS
	total	5785	19.16	≤30.00	PASS
	Ant1	5825	12.86	≤30.00	PASS
	Ant2	5825	13.99	≤30.00	PASS
	Ant3	5825	13.14	≤30.00	PASS
	Ant4	5825	12.92	≤30.00	PASS
	total	5825	19.27	≤30.00	PASS
11AC40MIMO	Ant1	5190	12.11	≤30	PASS
	Ant2	5190	11.49	≤30	PASS
	Ant3	5190	12.29	≤30	PASS
	Ant4	5190	11.8	≤30	PASS
	total	5190	17.95	≤30	PASS
	Ant1	5230	12.32	≤30	PASS
	Ant2	5230	11.81	≤30	PASS
	Ant3	5230	12.09	≤30	PASS
	Ant4	5230	12.02	≤30	PASS
	total	5230	18.08	≤30	PASS
	Ant1	5270	14.3	≤23.98	PASS
	Ant2	5270	13.59	≤23.98	PASS
	Ant3	5270	13.71	≤23.98	PASS
	Ant4	5270	14	≤23.98	PASS
	total	5270	19.93	≤23.98	PASS
	Ant1	5310	14.04	≤23.98	PASS
	Ant2	5310	14.09	≤23.98	PASS
	Ant3	5310	14.02	≤23.98	PASS
	Ant4	5310	14.25	≤23.98	PASS
	total	5310	20.12	≤23.98	PASS
	Ant1	5510	14.14	≤23.98	PASS
	Ant2	5510	13.99	≤23.98	PASS
	Ant3	5510	13.84	≤23.98	PASS
	Ant4	5510	13.9	≤23.98	PASS
	total	5510	19.99	≤23.98	PASS
	Ant1	5550	14.22	≤23.98	PASS
	Ant2	5550	14.7	≤23.98	PASS
	Ant3	5550	14.07	≤23.98	PASS
	Ant4	5550	13.29	≤23.98	PASS
	total	5550	20.12	≤23.98	PASS
	Ant1	5670	13.27	≤23.98	PASS
	Ant2	5670	14.44	≤23.98	PASS
	Ant3	5670	13.77	≤23.98	PASS
	Ant4	5670	13.54	≤23.98	PASS
	total	5670	19.8	≤23.98	PASS
	Ant1	5755	12.84	≤30.00	PASS
	Ant2	5755	13.97	≤30.00	PASS
	Ant3	5755	13.21	≤30.00	PASS
	Ant4	5755	12.84	≤30.00	PASS
	total	5755	19.26	≤30.00	PASS
	Ant1	5795	12.86	≤30.00	PASS
	Ant2	5795	13.7	≤30.00	PASS

	Ant3	5795	13.05	≤30.00	PASS
	Ant4	5795	12.95	≤30.00	PASS
	total	5795	19.17	≤30.00	PASS
11AC80MIMO	Ant1	5210	12.5	≤30	PASS
	Ant2	5210	11.49	≤30	PASS
	Ant3	5210	12.09	≤30	PASS
	Ant4	5210	11.58	≤30	PASS
	total	5210	17.95	≤30	PASS
	Ant1	5290	13.85	≤23.98	PASS
	Ant2	5290	13.71	≤23.98	PASS
	Ant3	5290	13.76	≤23.98	PASS
	Ant4	5290	13.46	≤23.98	PASS
	total	5290	19.72	≤23.98	PASS
	Ant1	5530	13.97	≤23.98	PASS
	Ant2	5530	13.62	≤23.98	PASS
	Ant3	5530	13.53	≤23.98	PASS
	Ant4	5530	13.59	≤23.98	PASS
	total	5530	19.7	≤23.98	PASS
	Ant1	5610	13.27	≤23.98	PASS
	Ant2	5610	13.92	≤23.98	PASS
	Ant3	5610	13.44	≤23.98	PASS
	Ant4	5610	12.59	≤23.98	PASS
	total	5610	19.35	≤23.98	PASS
	Ant1	5775	12.51	≤30.00	PASS
	Ant2	5775	13.66	≤30.00	PASS
	Ant3	5775	13.11	≤30.00	PASS
	Ant4	5775	13.39	≤30.00	PASS
	total	5775	19.21	≤30.00	PASS
11AC160MIMO	Ant1	5250	13.88	≤23.98	PASS
	Ant2	5250	13.55	≤23.98	PASS
	Ant3	5250	13.76	≤23.98	PASS
	Ant4	5250	13.42	≤23.98	PASS
	total	5250	19.68	≤23.98	PASS
	Ant1	5570	13.73	≤23.98	PASS
	Ant2	5570	14.06	≤23.98	PASS
	Ant3	5570	13.53	≤23.98	PASS
	Ant4	5570	12.86	≤23.98	PASS
	total	5570	19.59	≤23.98	PASS
11AX20MIMO	Ant1	5180	12.63	≤30	PASS
	Ant2	5180	12.1	≤30	PASS
	Ant3	5180	12.42	≤30	PASS
	Ant4	5180	11.81	≤30	PASS
	total	5180	18.27	≤30	PASS
	Ant1	5200	12.35	≤30	PASS
	Ant2	5200	11.86	≤30	PASS
	Ant3	5200	12.13	≤30	PASS
	Ant4	5200	11.66	≤30	PASS
	total	5200	18.03	≤30	PASS
	Ant1	5240	12.33	≤30	PASS
	Ant2	5240	11.94	≤30	PASS
	Ant3	5240	11.8	≤30	PASS
	Ant4	5240	11.74	≤30	PASS
	total	5240	17.98	≤30	PASS
	Ant1	5260	14.26	≤23.98	PASS
	Ant2	5260	14.22	≤23.98	PASS
	Ant3	5260	14.12	≤23.98	PASS
	Ant4	5260	13.88	≤23.98	PASS
	total	5260	20.14	≤23.98	PASS
	Ant1	5280	14.1	≤23.98	PASS
	Ant2	5280	14.1	≤23.98	PASS
	Ant3	5280	14.03	≤23.98	PASS

	Ant4	5280	13.85	≤23.98	PASS
	total	5280	20.04	≤23.98	PASS
	Ant1	5320	14.11	≤23.98	PASS
	Ant2	5320	14.01	≤23.98	PASS
	Ant3	5320	13.86	≤23.98	PASS
	Ant4	5320	13.98	≤23.98	PASS
	total	5320	20.01	≤23.98	PASS
	Ant1	5500	14.68	≤23.98	PASS
	Ant2	5500	14.61	≤23.98	PASS
	Ant3	5500	14.27	≤23.98	PASS
	Ant4	5500	14.2	≤23.98	PASS
	total	5500	20.47	≤23.98	PASS
	Ant1	5580	13.98	≤23.98	PASS
	Ant2	5580	14.73	≤23.98	PASS
	Ant3	5580	14.14	≤23.98	PASS
	Ant4	5580	13.09	≤23.98	PASS
	total	5580	20.04	≤23.98	PASS
	Ant1	5700	12.88	≤23.98	PASS
	Ant2	5700	14.64	≤23.98	PASS
	Ant3	5700	14.05	≤23.98	PASS
	Ant4	5700	13.04	≤23.98	PASS
	total	5700	19.73	≤23.98	PASS
	Ant1	5745	12.45	≤30.00	PASS
	Ant2	5745	14.3	≤30.00	PASS
	Ant3	5745	13.24	≤30.00	PASS
	Ant4	5745	13.78	≤30.00	PASS
	total	5745	19.52	≤30.00	PASS
	Ant1	5785	12.98	≤30.00	PASS
	Ant2	5785	14.56	≤30.00	PASS
	Ant3	5785	13.47	≤30.00	PASS
	Ant4	5785	13.25	≤30.00	PASS
	total	5785	19.63	≤30.00	PASS
	Ant1	5825	13.23	≤30.00	PASS
	Ant2	5825	14.9	≤30.00	PASS
	Ant3	5825	13.68	≤30.00	PASS
	Ant4	5825	13.37	≤30.00	PASS
	total	5825	19.87	≤30.00	PASS
11AX40MIMO	Ant1	5190	12.51	≤30	PASS
	Ant2	5190	12.01	≤30	PASS
	Ant3	5190	12.42	≤30	PASS
	Ant4	5190	12.13	≤30	PASS
	total	5190	18.29	≤30	PASS
	Ant1	5230	12.56	≤30	PASS
	Ant2	5230	12.14	≤30	PASS
	Ant3	5230	12.55	≤30	PASS
	Ant4	5230	12.26	≤30	PASS
	total	5230	18.4	≤30	PASS
	Ant1	5270	14.51	≤23.98	PASS
	Ant2	5270	14.09	≤23.98	PASS
	Ant3	5270	14.11	≤23.98	PASS
	Ant4	5270	14.01	≤23.98	PASS
	total	5270	20.21	≤23.98	PASS
	Ant1	5310	14.51	≤23.98	PASS
	Ant2	5310	14.32	≤23.98	PASS
	Ant3	5310	14.22	≤23.98	PASS
	Ant4	5310	14.23	≤23.98	PASS
	total	5310	20.34	≤23.98	PASS
	Ant1	5510	14.73	≤23.98	PASS
	Ant2	5510	14.46	≤23.98	PASS
	Ant3	5510	14.15	≤23.98	PASS
	Ant4	5510	14.12	≤23.98	PASS

	total	5510	20.39	≤23.98	PASS
	Ant1	5550	14.71	≤23.98	PASS
	Ant2	5550	14.5	≤23.98	PASS
	Ant3	5550	14.33	≤23.98	PASS
	Ant4	5550	13.8	≤23.98	PASS
	total	5550	20.37	≤23.98	PASS
	Ant1	5670	14.13	≤23.98	PASS
	Ant2	5670	14.29	≤23.98	PASS
	Ant3	5670	14.44	≤23.98	PASS
	Ant4	5670	14.45	≤23.98	PASS
	total	5670	20.35	≤23.98	PASS
	Ant1	5755	13.16	≤30.00	PASS
	Ant2	5755	14.49	≤30.00	PASS
	Ant3	5755	14.19	≤30.00	PASS
	Ant4	5755	13.42	≤30.00	PASS
	total	5755	19.87	≤30.00	PASS
	Ant1	5795	13.22	≤30.00	PASS
	Ant2	5795	14.51	≤30.00	PASS
	Ant3	5795	13.52	≤30.00	PASS
	Ant4	5795	13.39	≤30.00	PASS
	total	5795	19.71	≤30.00	PASS
11AX80MIMO	Ant1	5210	9.45	≤30	PASS
	Ant2	5210	9.73	≤30	PASS
	Ant3	5210	11.98	≤30	PASS
	Ant4	5210	12.76	≤30	PASS
	total	5210	17.23	≤30	PASS
	Ant1	5290	7.53	≤23.98	PASS
	Ant2	5290	8.59	≤23.98	PASS
	Ant3	5290	11.79	≤23.98	PASS
	Ant4	5290	12.45	≤23.98	PASS
	total	5290	16.59	≤23.98	PASS
	Ant1	5530	8.53	≤23.98	PASS
	Ant2	5530	11.42	≤23.98	PASS
	Ant3	5530	11.49	≤23.98	PASS
	Ant4	5530	12.26	≤23.98	PASS
	total	5530	17.15	≤23.98	PASS
	Ant1	5610	8.04	≤23.98	PASS
	Ant2	5610	10.63	≤23.98	PASS
	Ant3	5610	11.42	≤23.98	PASS
	Ant4	5610	11.67	≤23.98	PASS
	total	5610	16.67	≤23.98	PASS
	Ant1	5775	10.78	≤30.00	PASS
	Ant2	5775	11.56	≤30.00	PASS
	Ant3	5775	11.21	≤30.00	PASS
	Ant4	5775	10.8	≤30.00	PASS
	total	5775	17.12	≤30.00	PASS
11AX160MIMO	Ant1	5250	7.91	≤23.98	PASS
	Ant2	5250	9.09	≤23.98	PASS
	Ant3	5250	11.76	≤23.98	PASS
	Ant4	5250	12.07	≤23.98	PASS
	total	5250	16.57	≤23.98	PASS
	Ant1	5570	10.15	≤23.98	PASS
	Ant2	5570	13.22	≤23.98	PASS
	Ant3	5570	13.61	≤23.98	PASS
	Ant4	5570	12.99	≤23.98	PASS
	total	5570	18.7	≤23.98	PASS

AX RU

Test Result

Test Mode	Antenna	Frequency[MHz]	Ru Size	Ru Index	Result [dBm]	Limit [dBm]	Verdict
11AX20MIMO	Ant1	5180	26Tone	RU0	1.8	≤30.00	PASS
			52Tone	RU37	5.19	≤30.00	PASS
			106Tone	RU53	8.59	≤30.00	PASS
	Ant2	5180	26Tone	RU0	2.12	≤30.00	PASS
			52Tone	RU37	5.42	≤30.00	PASS
			106Tone	RU53	8.38	≤30.00	PASS
	Ant3	5180	26Tone	RU0	2.26	≤30.00	PASS
			52Tone	RU37	5.15	≤30.00	PASS
			106Tone	RU53	8.76	≤30.00	PASS
	Ant4	5180	26Tone	RU0	2.04	≤30.00	PASS
			52Tone	RU37	5.11	≤30.00	PASS
			106Tone	RU53	8.27	≤30.00	PASS
	total	5180	26Tone	RU0	8.08	≤30.00	PASS
			52Tone	RU37	11.24	≤30.00	PASS
			106Tone	RU53	14.52	≤30.00	PASS
	Ant1	5200	26Tone	RU0	2.22	≤30.00	PASS
			52Tone	RU37	5.5	≤30.00	PASS
			106Tone	RU53	8.65	≤30.00	PASS
	Ant2	5200	26Tone	RU0	2.18	≤30.00	PASS
			52Tone	RU37	4.89	≤30.00	PASS
			106Tone	RU53	8.61	≤30.00	PASS
	Ant3	5200	26Tone	RU0	2.2	≤30.00	PASS
			52Tone	RU37	5.31	≤30.00	PASS
			106Tone	RU53	8.61	≤30.00	PASS
	Ant4	5200	26Tone	RU0	2.35	≤30.00	PASS
			52Tone	RU37	5.26	≤30.00	PASS
			106Tone	RU53	8.67	≤30.00	PASS
	total	5200	26Tone	RU0	8.26	≤30.00	PASS
			52Tone	RU37	11.27	≤30.00	PASS
			106Tone	RU53	14.66	≤30.00	PASS
	Ant1	5240	26Tone	RU0	2.34	≤30.00	PASS
			52Tone	RU37	5.31	≤30.00	PASS
			106Tone	RU53	8.67	≤30.00	PASS
	Ant2	5240	26Tone	RU0	1.97	≤30.00	PASS
			52Tone	RU37	5.56	≤30.00	PASS
			106Tone	RU53	8.95	≤30.00	PASS
	Ant3	5240	26Tone	RU0	2.46	≤30.00	PASS
			52Tone	RU37	5.54	≤30.00	PASS
			106Tone	RU53	8.26	≤30.00	PASS
	Ant4	5240	26Tone	RU0	2.08	≤30.00	PASS
			52Tone	RU37	5.44	≤30.00	PASS
			106Tone	RU53	8.81	≤30.00	PASS
	total	5240	26Tone	RU0	8.24	≤30.00	PASS
			52Tone	RU37	11.48	≤30.00	PASS
			106Tone	RU53	14.70	≤30.00	PASS
	Ant1	5260	26Tone	RU0	5.05	≤23.98	PASS
			52Tone	RU37	7.42	≤23.98	PASS
			106Tone	RU53	10.01	≤23.98	PASS
	Ant2	5260	26Tone	RU0	4.91	≤23.98	PASS
			52Tone	RU37	7.86	≤23.98	PASS
			106Tone	RU53	10.18	≤23.98	PASS
	Ant3	5260	26Tone	RU0	4.71	≤23.98	PASS
			52Tone	RU37	7.59	≤23.98	PASS
			106Tone	RU53	10.55	≤23.98	PASS
	Ant4	5260	26Tone	RU0	4.76	≤23.98	PASS

			52Tone	RU37	7.24	≤23.98	PASS
			106Tone	RU53	10.24	≤23.98	PASS
	total	5260	26Tone	RU0	10.88	≤23.98	PASS
			52Tone	RU37	13.55	≤23.98	PASS
			106Tone	RU53	16.27	≤23.98	PASS
	Ant1	5280	26Tone	RU0	4.86	≤23.98	PASS
			52Tone	RU37	7.48	≤23.98	PASS
			106Tone	RU53	10.45	≤23.98	PASS
	Ant2	5280	26Tone	RU0	5.09	≤23.98	PASS
			52Tone	RU37	7.42	≤23.98	PASS
			106Tone	RU53	10.65	≤23.98	PASS
	Ant3	5280	26Tone	RU0	5.21	≤23.98	PASS
			52Tone	RU37	7.7	≤23.98	PASS
			106Tone	RU53	10.48	≤23.98	PASS
	Ant4	5280	26Tone	RU0	5.3	≤23.98	PASS
			52Tone	RU37	7.73	≤23.98	PASS
			106Tone	RU53	10.56	≤23.98	PASS
	total	5280	26Tone	RU0	11.14	≤23.98	PASS
			52Tone	RU37	13.61	≤23.98	PASS
			106Tone	RU53	16.56	≤23.98	PASS
	Ant1	5320	26Tone	RU0	4.77	≤23.98	PASS
			52Tone	RU37	7.63	≤23.98	PASS
			106Tone	RU53	10.42	≤23.98	PASS
	Ant2	5320	26Tone	RU0	5.01	≤23.98	PASS
			52Tone	RU37	7.34	≤23.98	PASS
			106Tone	RU53	10.13	≤23.98	PASS
	Ant3	5320	26Tone	RU0	5.15	≤23.98	PASS
			52Tone	RU37	7.43	≤23.98	PASS
			106Tone	RU53	10.23	≤23.98	PASS
	Ant4	5320	26Tone	RU0	5.24	≤23.98	PASS
			52Tone	RU37	7.84	≤23.98	PASS
			106Tone	RU53	9.99	≤23.98	PASS
	total	5320	26Tone	RU0	11.07	≤23.98	PASS
			52Tone	RU37	13.58	≤23.98	PASS
			106Tone	RU53	16.22	≤23.98	PASS
	Ant1	5500	26Tone	RU0	5.16	≤23.98	PASS
			52Tone	RU37	7.55	≤23.98	PASS
			106Tone	RU53	10.36	≤23.98	PASS
	Ant2	5500	26Tone	RU0	4.94	≤23.98	PASS
			52Tone	RU37	7.42	≤23.98	PASS
			106Tone	RU53	10.61	≤23.98	PASS
	Ant3	5500	26Tone	RU0	5.07	≤23.98	PASS
			52Tone	RU37	7.5	≤23.98	PASS
			106Tone	RU53	10.51	≤23.98	PASS
	Ant4	5500	26Tone	RU0	5.01	≤23.98	PASS
			52Tone	RU37	7.46	≤23.98	PASS
			106Tone	RU53	10.69	≤23.98	PASS
	total	5500	26Tone	RU0	11.07	≤23.98	PASS
			52Tone	RU37	13.50	≤23.98	PASS
			106Tone	RU53	16.56	≤23.98	PASS
	Ant1	5580	26Tone	RU0	4.92	≤23.98	PASS
			52Tone	RU37	7.68	≤23.98	PASS
			106Tone	RU53	10.57	≤23.98	PASS
	Ant2	5580	26Tone	RU0	4.72	≤23.98	PASS
			52Tone	RU37	7.52	≤23.98	PASS
			106Tone	RU53	10.55	≤23.98	PASS
	Ant3	5580	26Tone	RU0	5.1	≤23.98	PASS
			52Tone	RU37	7.33	≤23.98	PASS
			106Tone	RU53	10.66	≤23.98	PASS
	Ant4	5580	26Tone	RU0	5.3	≤23.98	PASS
			52Tone	RU37	7.34	≤23.98	PASS

			106Tone	RU53	10.05	≤23.98	PASS
	total	5580	26Tone	RU0	11.04	≤23.98	PASS
			52Tone	RU37	13.49	≤23.98	PASS
			106Tone	RU53	16.48	≤23.98	PASS
	Ant1	5700	26Tone	RU0	5.31	≤23.98	PASS
			52Tone	RU37	7.9	≤23.98	PASS
			106Tone	RU53	10.51	≤23.98	PASS
	Ant2	5700	26Tone	RU0	4.96	≤23.98	PASS
			52Tone	RU37	7.3	≤23.98	PASS
			106Tone	RU53	10.55	≤23.98	PASS
	Ant3	5700	26Tone	RU0	5	≤23.98	PASS
			52Tone	RU37	7.16	≤23.98	PASS
			106Tone	RU53	10.43	≤23.98	PASS
	Ant4	5700	26Tone	RU0	5.48	≤23.98	PASS
			52Tone	RU37	7.32	≤23.98	PASS
			106Tone	RU53	10.77	≤23.98	PASS
	total	5700	26Tone	RU0	11.21	≤23.98	PASS
			52Tone	RU37	13.45	≤23.98	PASS
			106Tone	RU53	16.59	≤23.98	PASS
	Ant1	5745	26Tone	RU0	5.22	≤30.00	PASS
			52Tone	RU37	7.6	≤30.00	PASS
			106Tone	RU53	10.38	≤30.00	PASS
	Ant2	5745	26Tone	RU0	4.71	≤30.00	PASS
			52Tone	RU37	7.48	≤30.00	PASS
			106Tone	RU53	10.63	≤30.00	PASS
	Ant3	5745	26Tone	RU0	4.81	≤30.00	PASS
			52Tone	RU37	7.3	≤30.00	PASS
			106Tone	RU53	10.61	≤30.00	PASS
	Ant4	5745	26Tone	RU0	5.08	≤30.00	PASS
			52Tone	RU37	7.8	≤30.00	PASS
			106Tone	RU53	10.65	≤30.00	PASS
	total	5745	26Tone	RU0	10.98	≤30.00	PASS
			52Tone	RU37	13.57	≤30.00	PASS
			106Tone	RU53	16.59	≤30.00	PASS
	Ant1	5785	26Tone	RU0	5.05	≤30.00	PASS
			52Tone	RU37	7.55	≤30.00	PASS
			106Tone	RU53	10.17	≤30.00	PASS
	Ant2	5785	26Tone	RU0	5.02	≤30.00	PASS
			52Tone	RU37	7.39	≤30.00	PASS
			106Tone	RU53	10.84	≤30.00	PASS
	Ant3	5785	26Tone	RU0	5.06	≤30.00	PASS
			52Tone	RU37	7.56	≤30.00	PASS
			106Tone	RU53	10.52	≤30.00	PASS
	Ant4	5785	26Tone	RU0	5.04	≤30.00	PASS
			52Tone	RU37	7.64	≤30.00	PASS
			106Tone	RU53	10.62	≤30.00	PASS
	total	5785	26Tone	RU0	11.06	≤30.00	PASS
			52Tone	RU37	13.56	≤30.00	PASS
			106Tone	RU53	16.56	≤30.00	PASS
	Ant1	5825	26Tone	RU0	5.22	≤30.00	PASS
			52Tone	RU37	7.45	≤30.00	PASS
			106Tone	RU53	10.42	≤30.00	PASS
	Ant2	5825	26Tone	RU0	4.99	≤30.00	PASS
			52Tone	RU37	7.51	≤30.00	PASS
			106Tone	RU53	10.43	≤30.00	PASS
	Ant3	5825	26Tone	RU0	5.05	≤30.00	PASS
			52Tone	RU37	7.24	≤30.00	PASS
			106Tone	RU53	10.46	≤30.00	PASS
	Ant4	5825	26Tone	RU0	4.89	≤30.00	PASS
			52Tone	RU37	7.91	≤30.00	PASS
			106Tone	RU53	10.38	≤30.00	PASS

	total	5825	26Tone	RU0	11.06	≤30.00	PASS
			52Tone	RU37	13.55	≤30.00	PASS
			106Tone	RU53	16.44	≤30.00	PASS
11AX40MIMO	Ant1	5190	26Tone	RU0	0.05	≤30.00	PASS
			52Tone	RU37	2.87	≤30.00	PASS
			106Tone	RU53	5.66	≤30.00	PASS
			242Tone	RU61	9.36	≤30.00	PASS
	Ant2	5190	26Tone	RU0	-0.35	≤30.00	PASS
			52Tone	RU37	2.99	≤30.00	PASS
			106Tone	RU53	5.91	≤30.00	PASS
			242Tone	RU61	9.09	≤30.00	PASS
	Ant3	5190	26Tone	RU0	0.4	≤30.00	PASS
			52Tone	RU37	2.85	≤30.00	PASS
			106Tone	RU53	6.06	≤30.00	PASS
			242Tone	RU61	9.13	≤30.00	PASS
	Ant4	5190	26Tone	RU0	-0.16	≤30.00	PASS
			52Tone	RU37	2.92	≤30.00	PASS
			106Tone	RU53	5.76	≤30.00	PASS
			242Tone	RU61	9.25	≤30.00	PASS
	total	5190	26Tone	RU0	6.01	≤30.00	PASS
			52Tone	RU37	8.93	≤30.00	PASS
			106Tone	RU53	11.87	≤30.00	PASS
			242Tone	RU61	15.23	≤30.00	PASS
	Ant1	5230	26Tone	RU0	0.11	≤30.00	PASS
			52Tone	RU37	3.47	≤30.00	PASS
			106Tone	RU53	6.37	≤30.00	PASS
			242Tone	RU61	9.47	≤30.00	PASS
	Ant2	5230	26Tone	RU0	0.04	≤30.00	PASS
			52Tone	RU37	3.33	≤30.00	PASS
			106Tone	RU53	6.33	≤30.00	PASS
			242Tone	RU61	9.4	≤30.00	PASS
	Ant3	5230	26Tone	RU0	0.44	≤30.00	PASS
			52Tone	RU37	3.14	≤30.00	PASS
			106Tone	RU53	6.2	≤30.00	PASS
			242Tone	RU61	9.15	≤30.00	PASS
	Ant4	5230	26Tone	RU0	0.49	≤30.00	PASS
			52Tone	RU37	3.39	≤30.00	PASS
			106Tone	RU53	6.24	≤30.00	PASS
			242Tone	RU61	9.74	≤30.00	PASS
	total	5230	26Tone	RU0	6.30	≤30.00	PASS
			52Tone	RU37	9.35	≤30.00	PASS
			106Tone	RU53	12.31	≤30.00	PASS
			242Tone	RU61	15.47	≤30.00	PASS
	Ant1	5270	26Tone	RU0	1.87	≤23.98	PASS
			52Tone	RU37	4.84	≤23.98	PASS
			106Tone	RU53	7.3	≤23.98	PASS
			242Tone	RU61	10.18	≤23.98	PASS
	Ant2	5270	26Tone	RU0	2.18	≤23.98	PASS
			52Tone	RU37	4.81	≤23.98	PASS
			106Tone	RU53	7.49	≤23.98	PASS
			242Tone	RU61	10.3	≤23.98	PASS
	Ant3	5270	26Tone	RU0	2.26	≤23.98	PASS
			52Tone	RU37	4.93	≤23.98	PASS
			106Tone	RU53	7.64	≤23.98	PASS
			242Tone	RU61	10.31	≤23.98	PASS
	Ant4	5270	26Tone	RU0	1.76	≤23.98	PASS
			52Tone	RU37	4.96	≤23.98	PASS
			106Tone	RU53	7.7	≤23.98	PASS
			242Tone	RU61	10.36	≤23.98	PASS
	total	5270	26Tone	RU0	8.04	≤23.98	PASS
			52Tone	RU37	10.91	≤23.98	PASS

			106Tone	RU53	13.56	≤23.98	PASS
			242Tone	RU61	16.31	≤23.98	PASS
	Ant1	5310	26Tone	RU0	2.16	≤23.98	PASS
			52Tone	RU37	4.69	≤23.98	PASS
			106Tone	RU53	7.79	≤23.98	PASS
			242Tone	RU61	10.27	≤23.98	PASS
	Ant2	5310	26Tone	RU0	1.86	≤23.98	PASS
			52Tone	RU37	5.06	≤23.98	PASS
			106Tone	RU53	7.55	≤23.98	PASS
			242Tone	RU61	10.44	≤23.98	PASS
	Ant3	5310	26Tone	RU0	1.77	≤23.98	PASS
			52Tone	RU37	5.01	≤23.98	PASS
			106Tone	RU53	7.6	≤23.98	PASS
			242Tone	RU61	10.45	≤23.98	PASS
	Ant4	5310	26Tone	RU0	2.04	≤23.98	PASS
			52Tone	RU37	5.02	≤23.98	PASS
			106Tone	RU53	7.24	≤23.98	PASS
			242Tone	RU61	10.37	≤23.98	PASS
	total	5310	26Tone	RU0	7.98	≤23.98	PASS
			52Tone	RU37	10.97	≤23.98	PASS
			106Tone	RU53	13.57	≤23.98	PASS
			242Tone	RU61	16.40	≤23.98	PASS
	Ant1	5510	26Tone	RU0	1.85	≤23.98	PASS
			52Tone	RU37	4.69	≤23.98	PASS
			106Tone	RU53	7.64	≤23.98	PASS
			242Tone	RU61	10.68	≤23.98	PASS
	Ant2	5510	26Tone	RU0	2.08	≤23.98	PASS
			52Tone	RU37	4.99	≤23.98	PASS
			106Tone	RU53	7.48	≤23.98	PASS
			242Tone	RU61	10.42	≤23.98	PASS
	Ant3	5510	26Tone	RU0	2.17	≤23.98	PASS
			52Tone	RU37	4.73	≤23.98	PASS
			106Tone	RU53	7.9	≤23.98	PASS
			242Tone	RU61	10.72	≤23.98	PASS
	Ant4	5510	26Tone	RU0	1.92	≤23.98	PASS
			52Tone	RU37	5.24	≤23.98	PASS
			106Tone	RU53	7.67	≤23.98	PASS
			242Tone	RU61	10.64	≤23.98	PASS
	total	5510	26Tone	RU0	8.03	≤23.98	PASS
			52Tone	RU37	10.94	≤23.98	PASS
			106Tone	RU53	13.70	≤23.98	PASS
			242Tone	RU61	16.64	≤23.98	PASS
	Ant1	5550	26Tone	RU0	2.07	≤23.98	PASS
			52Tone	RU37	5.15	≤23.98	PASS
			106Tone	RU53	7.26	≤23.98	PASS
			242Tone	RU61	10.56	≤23.98	PASS
	Ant2	5550	26Tone	RU0	1.92	≤23.98	PASS
			52Tone	RU37	4.93	≤23.98	PASS
			106Tone	RU53	7.38	≤23.98	PASS
			242Tone	RU61	10.82	≤23.98	PASS
	Ant3	5550	26Tone	RU0	1.9	≤23.98	PASS
			52Tone	RU37	4.78	≤23.98	PASS
			106Tone	RU53	7.74	≤23.98	PASS
			242Tone	RU61	10.32	≤23.98	PASS
	Ant4	5550	26Tone	RU0	1.87	≤23.98	PASS
			52Tone	RU37	4.69	≤23.98	PASS
			106Tone	RU53	7.56	≤23.98	PASS
			242Tone	RU61	10.83	≤23.98	PASS
	total	5550	26Tone	RU0	7.96	≤23.98	PASS
			52Tone	RU37	10.91	≤23.98	PASS
			106Tone	RU53	13.51	≤23.98	PASS

			242Tone	RU61	16.66	≤23.98	PASS
	Ant1	5670	26Tone	RU0	1.85	≤23.98	PASS
			52Tone	RU37	4.92	≤23.98	PASS
			106Tone	RU53	7.79	≤23.98	PASS
			242Tone	RU61	10.36	≤23.98	PASS
	Ant2	5670	26Tone	RU0	1.94	≤23.98	PASS
			52Tone	RU37	4.9	≤23.98	PASS
			106Tone	RU53	7.82	≤23.98	PASS
			242Tone	RU61	10.47	≤23.98	PASS
	Ant3	5670	26Tone	RU0	1.73	≤23.98	PASS
			52Tone	RU37	5.14	≤23.98	PASS
			106Tone	RU53	7.61	≤23.98	PASS
			242Tone	RU61	10.38	≤23.98	PASS
	Ant4	5670	26Tone	RU0	2.05	≤23.98	PASS
			52Tone	RU37	4.71	≤23.98	PASS
			106Tone	RU53	7.46	≤23.98	PASS
			242Tone	RU61	10.49	≤23.98	PASS
	total	5670	26Tone	RU0	7.91	≤23.98	PASS
			52Tone	RU37	10.94	≤23.98	PASS
			106Tone	RU53	13.69	≤23.98	PASS
			242Tone	RU61	16.45	≤23.98	PASS
	Ant1	5755	26Tone	RU0	2.07	≤30.00	PASS
			52Tone	RU37	4.92	≤30.00	PASS
			106Tone	RU53	7.67	≤30.00	PASS
			242Tone	RU61	10.76	≤30.00	PASS
	Ant2	5755	26Tone	RU0	2.38	≤30.00	PASS
			52Tone	RU37	4.66	≤30.00	PASS
			106Tone	RU53	7.47	≤30.00	PASS
			242Tone	RU61	10.69	≤30.00	PASS
	Ant3	5755	26Tone	RU0	2.01	≤30.00	PASS
			52Tone	RU37	4.9	≤30.00	PASS
			106Tone	RU53	7.55	≤30.00	PASS
			242Tone	RU61	10.35	≤30.00	PASS
	Ant4	5755	26Tone	RU0	2.12	≤30.00	PASS
			52Tone	RU37	5.01	≤30.00	PASS
			106Tone	RU53	7.47	≤30.00	PASS
			242Tone	RU61	10.62	≤30.00	PASS
	total	5755	26Tone	RU0	8.17	≤30.00	PASS
			52Tone	RU37	10.90	≤30.00	PASS
			106Tone	RU53	13.56	≤30.00	PASS
			242Tone	RU61	16.63	≤30.00	PASS
	Ant1	5795	26Tone	RU0	1.81	≤30.00	PASS
			52Tone	RU37	4.72	≤30.00	PASS
			106Tone	RU53	7.6	≤30.00	PASS
			242Tone	RU61	10.75	≤30.00	PASS
	Ant2	5795	26Tone	RU0	1.97	≤30.00	PASS
			52Tone	RU37	4.78	≤30.00	PASS
			106Tone	RU53	7.81	≤30.00	PASS
			242Tone	RU61	10.37	≤30.00	PASS
	Ant3	5795	26Tone	RU0	1.8	≤30.00	PASS
			52Tone	RU37	4.89	≤30.00	PASS
			106Tone	RU53	7.2	≤30.00	PASS
			242Tone	RU61	10.32	≤30.00	PASS
	Ant4	5795	26Tone	RU0	2.09	≤30.00	PASS
			52Tone	RU37	4.67	≤30.00	PASS
			106Tone	RU53	7.87	≤30.00	PASS
			242Tone	RU61	10.28	≤30.00	PASS
	total	5795	26Tone	RU0	7.94	≤30.00	PASS
			52Tone	RU37	10.79	≤30.00	PASS
			106Tone	RU53	13.65	≤30.00	PASS
			242Tone	RU61	16.45	≤30.00	PASS

11AX80MIMO	Ant1	5210	26Tone	RU0	-3.88	≤30.00	PASS
			52Tone	RU37	-0.98	≤30.00	PASS
			106Tone	RU53	2.18	≤30.00	PASS
			242Tone	RU61	5.19	≤30.00	PASS
			484Tone	RU65	8.19	≤30.00	PASS
	Ant2	5210	26Tone	RU0	-3.8	≤30.00	PASS
			52Tone	RU37	-0.79	≤30.00	PASS
			106Tone	RU53	2.15	≤30.00	PASS
			242Tone	RU61	5	≤30.00	PASS
			484Tone	RU65	8.15	≤30.00	PASS
	Ant3	5210	26Tone	RU0	-3.83	≤30.00	PASS
			52Tone	RU37	-0.87	≤30.00	PASS
			106Tone	RU53	2.13	≤30.00	PASS
			242Tone	RU61	5.09	≤30.00	PASS
			484Tone	RU65	8.04	≤30.00	PASS
	Ant4	5210	26Tone	RU0	-3.72	≤30.00	PASS
			52Tone	RU37	-0.69	≤30.00	PASS
			106Tone	RU53	2.2	≤30.00	PASS
			242Tone	RU61	5.1	≤30.00	PASS
			484Tone	RU65	8.29	≤30.00	PASS
	total	5210	26Tone	RU0	2.21	≤30.00	PASS
			52Tone	RU37	5.19	≤30.00	PASS
			106Tone	RU53	8.19	≤30.00	PASS
			242Tone	RU61	11.12	≤30.00	PASS
			484Tone	RU65	14.19	≤30.00	PASS
	Ant1	5290	26Tone	RU0	-4.64	≤23.98	PASS
			52Tone	RU37	-1.61	≤23.98	PASS
			106Tone	RU53	1.35	≤23.98	PASS
			242Tone	RU61	4.64	≤23.98	PASS
			484Tone	RU65	7.44	≤23.98	PASS
	Ant2	5290	26Tone	RU0	-4.52	≤23.98	PASS
			52Tone	RU37	-1.51	≤23.98	PASS
			106Tone	RU53	1.5	≤23.98	PASS
			242Tone	RU61	4.41	≤23.98	PASS
			484Tone	RU65	7.37	≤23.98	PASS
	Ant3	5290	26Tone	RU0	-4.37	≤23.98	PASS
			52Tone	RU37	-1.27	≤23.98	PASS
			106Tone	RU53	1.58	≤23.98	PASS
			242Tone	RU61	4.62	≤23.98	PASS
			484Tone	RU65	7.55	≤23.98	PASS
	Ant4	5290	26Tone	RU0	-4.39	≤23.98	PASS
			52Tone	RU37	-1.29	≤23.98	PASS
			106Tone	RU53	1.44	≤23.98	PASS
			242Tone	RU61	4.54	≤23.98	PASS
			484Tone	RU65	7.67	≤23.98	PASS
	total	5290	26Tone	RU0	1.54	≤23.98	PASS
			52Tone	RU37	4.60	≤23.98	PASS
			106Tone	RU53	7.49	≤23.98	PASS
			242Tone	RU61	10.57	≤23.98	PASS
			484Tone	RU65	13.53	≤23.98	PASS
	Ant1	5530	26Tone	RU0	-3.93	≤23.98	PASS
			52Tone	RU37	-0.9	≤23.98	PASS
			106Tone	RU53	2.32	≤23.98	PASS
			242Tone	RU61	5.21	≤23.98	PASS
			484Tone	RU65	8.28	≤23.98	PASS
	Ant2	5530	26Tone	RU0	-4.03	≤23.98	PASS
			52Tone	RU37	-0.81	≤23.98	PASS
			106Tone	RU53	2.03	≤23.98	PASS
			242Tone	RU61	5.15	≤23.98	PASS
			484Tone	RU65	8.3	≤23.98	PASS
	Ant3	5530	26Tone	RU0	-4.06	≤23.98	PASS

			52Tone	RU37	-0.76	≤23.98	PASS
			106Tone	RU53	2.33	≤23.98	PASS
			242Tone	RU61	4.95	≤23.98	PASS
			484Tone	RU65	8.07	≤23.98	PASS
	Ant4	5530	26Tone	RU0	-3.96	≤23.98	PASS
			52Tone	RU37	-0.76	≤23.98	PASS
			106Tone	RU53	2.04	≤23.98	PASS
			242Tone	RU61	5.17	≤23.98	PASS
			484Tone	RU65	8.18	≤23.98	PASS
	total	5530	26Tone	RU0	2.03	≤23.98	PASS
			52Tone	RU37	5.21	≤23.98	PASS
			106Tone	RU53	8.20	≤23.98	PASS
			242Tone	RU61	11.14	≤23.98	PASS
			484Tone	RU65	14.23	≤23.98	PASS
	Ant1	5610	26Tone	RU0	-4.47	≤23.98	PASS
			52Tone	RU37	-1.31	≤23.98	PASS
			106Tone	RU53	4.72	≤23.98	PASS
			242Tone	RU61	4.62	≤23.98	PASS
			484Tone	RU65	7.81	≤23.98	PASS
	Ant1	5610	26Tone	RU0	-4.38	≤23.98	PASS
			52Tone	RU37	-1.39	≤23.98	PASS
			106Tone	RU53	4.77	≤23.98	PASS
			242Tone	RU61	4.77	≤23.98	PASS
			484Tone	RU65	7.76	≤23.98	PASS
	Ant3	5610	26Tone	RU0	-4.42	≤23.98	PASS
			52Tone	RU37	-1.43	≤23.98	PASS
			106Tone	RU53	4.76	≤23.98	PASS
			242Tone	RU61	4.71	≤23.98	PASS
			484Tone	RU65	7.63	≤23.98	PASS
	Ant4	5610	26Tone	RU0	-4.32	≤23.98	PASS
			52Tone	RU37	-1.37	≤23.98	PASS
			106Tone	RU53	4.87	≤23.98	PASS
			242Tone	RU61	4.83	≤23.98	PASS
			484Tone	RU65	7.75	≤23.98	PASS
	total	5610	26Tone	RU0	1.62	≤23.98	PASS
			52Tone	RU37	4.65	≤23.98	PASS
			106Tone	RU53	10.80	≤23.98	PASS
			242Tone	RU61	10.75	≤23.98	PASS
			484Tone	RU65	13.76	≤23.98	PASS
	Ant1	5775	26Tone	RU0	-3.71	≤30.00	PASS
			52Tone	RU37	-1.07	≤30.00	PASS
			106Tone	RU53	2.09	≤30.00	PASS
			242Tone	RU61	5.21	≤30.00	PASS
			484Tone	RU65	8.16	≤30.00	PASS
	Ant2	5775	26Tone	RU0	-3.79	≤30.00	PASS
			52Tone	RU37	-0.8	≤30.00	PASS
			106Tone	RU53	2.42	≤30.00	PASS
			242Tone	RU61	5.39	≤30.00	PASS
			484Tone	RU65	8.05	≤30.00	PASS
	Ant3	5775	26Tone	RU0	-3.71	≤30.00	PASS
			52Tone	RU37	-0.89	≤30.00	PASS
			106Tone	RU53	2.2	≤30.00	PASS
			242Tone	RU61	5.1	≤30.00	PASS
			484Tone	RU65	8.16	≤30.00	PASS
	Ant4	5775	26Tone	RU0	-3.68	≤30.00	PASS
			52Tone	RU37	-0.82	≤30.00	PASS
			106Tone	RU53	2.2	≤30.00	PASS
			242Tone	RU61	5.16	≤30.00	PASS
			484Tone	RU65	8.18	≤30.00	PASS
	total	5775	26Tone	RU0	2.30	≤30.00	PASS
			52Tone	RU37	5.13	≤30.00	PASS

			106Tone	RU53	8.25	≤30.00	PASS
			242Tone	RU61	11.24	≤30.00	PASS
			484Tone	RU65	14.16	≤30.00	PASS
11AX160MIMO	Ant1	5250	26Tone	RU0	-7.44	≤23.98	PASS
			52Tone	RU37	-4.4	≤23.98	PASS
			106Tone	RU53	-1.42	≤23.98	PASS
			242Tone	RU61	1.51	≤23.98	PASS
			484Tone	RU65	4.44	≤23.98	PASS
			996Tone	RU67	7.51	≤23.98	PASS
	Ant2	5250	26Tone	RU0	-7.41	≤23.98	PASS
			52Tone	RU37	-4.2	≤23.98	PASS
			106Tone	RU53	-1.48	≤23.98	PASS
			242Tone	RU61	1.69	≤23.98	PASS
			484Tone	RU65	4.67	≤23.98	PASS
			996Tone	RU67	7.58	≤23.98	PASS
	Ant3	5250	26Tone	RU0	-7.4	≤23.98	PASS
			52Tone	RU37	-4.37	≤23.98	PASS
			106Tone	RU53	-1.26	≤23.98	PASS
			242Tone	RU61	1.5	≤23.98	PASS
			484Tone	RU65	4.83	≤23.98	PASS
			996Tone	RU67	7.43	≤23.98	PASS
	Ant4	5250	26Tone	RU0	-7.52	≤23.98	PASS
			52Tone	RU37	-4.47	≤23.98	PASS
			106Tone	RU53	-1.28	≤23.98	PASS
			242Tone	RU61	1.69	≤23.98	PASS
			484Tone	RU65	4.55	≤23.98	PASS
			996Tone	RU67	7.52	≤23.98	PASS
	total	5250	26Tone	RU0	-1.42	≤23.98	PASS
			52Tone	RU37	1.66	≤23.98	PASS
			106Tone	RU53	4.66	≤23.98	PASS
			242Tone	RU61	7.62	≤23.98	PASS
			484Tone	RU65	10.65	≤23.98	PASS
			996Tone	RU67	13.53	≤23.98	PASS
	Ant1	5570	26Tone	RU0	-5.21	≤23.98	PASS
			52Tone	RU37	-2.34	≤23.98	PASS
			106Tone	RU53	0.7	≤23.98	PASS
			242Tone	RU61	3.72	≤23.98	PASS
			484Tone	RU65	6.69	≤23.98	PASS
			996Tone	RU67	9.66	≤23.98	PASS
	Ant2	5570	26Tone	RU0	-5.37	≤23.98	PASS
			52Tone	RU37	-2.34	≤23.98	PASS
			106Tone	RU53	0.51	≤23.98	PASS
			242Tone	RU61	3.78	≤23.98	PASS
			484Tone	RU65	6.81	≤23.98	PASS
			996Tone	RU67	9.83	≤23.98	PASS
	Ant3	5570	26Tone	RU0	-5.3	≤23.98	PASS
			52Tone	RU37	-2.1	≤23.98	PASS
			106Tone	RU53	0.72	≤23.98	PASS
			242Tone	RU61	3.71	≤23.98	PASS
			484Tone	RU65	6.78	≤23.98	PASS
			996Tone	RU67	9.57	≤23.98	PASS
	Ant4	5570	26Tone	RU0	-5.19	≤23.98	PASS
			52Tone	RU37	-2.43	≤23.98	PASS
			106Tone	RU53	0.73	≤23.98	PASS
			242Tone	RU61	3.48	≤23.98	PASS
			484Tone	RU65	6.69	≤23.98	PASS
			996Tone	RU67	9.7	≤23.98	PASS
	total	5570	26Tone	RU0	0.75	≤23.98	PASS
			52Tone	RU37	3.72	≤23.98	PASS
			106Tone	RU53	6.69	≤23.98	PASS
			242Tone	RU61	9.69	≤23.98	PASS

			484Tone	RU65	12.76	≤23.98	PASS
			996Tone	RU67	15.71	≤23.98	PASS

Note：The Duty Cycle Factor is compensated in the result.

Note:
The device is an Indoor AP.

The device employ CDD for MIMO

Directional Gain=G_{ANT} + *Array Gain*

For Output Power measurement on 802.11 devices,
Array Gain=0dB for $N_{ANT} \leq 4$

G_{ANT}=5dBi, N_{ANT}=4

Directional Gain=5dBi<6dBi

******* END OF REPORT *******