6dB Emission Bandwidth	
802.11n ht40 Lowest Channel	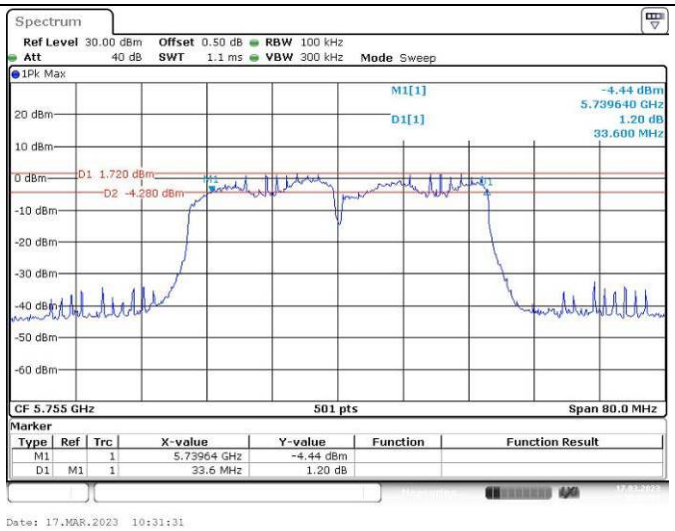
802.11n ht40 Highest Channel	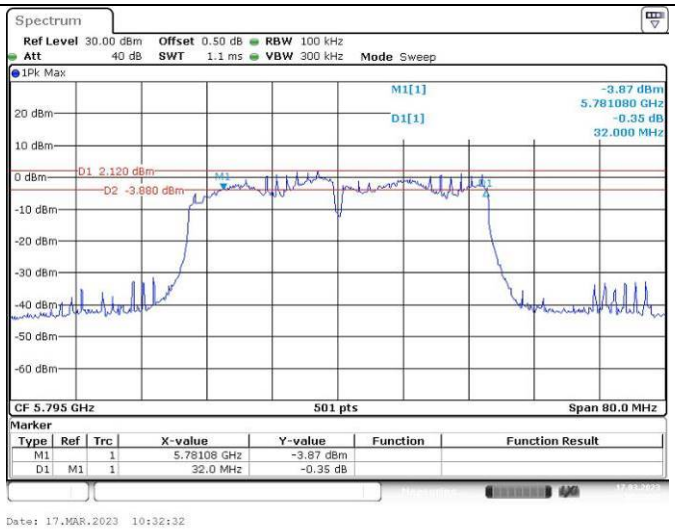
802.11ac vht80 Middle Channel	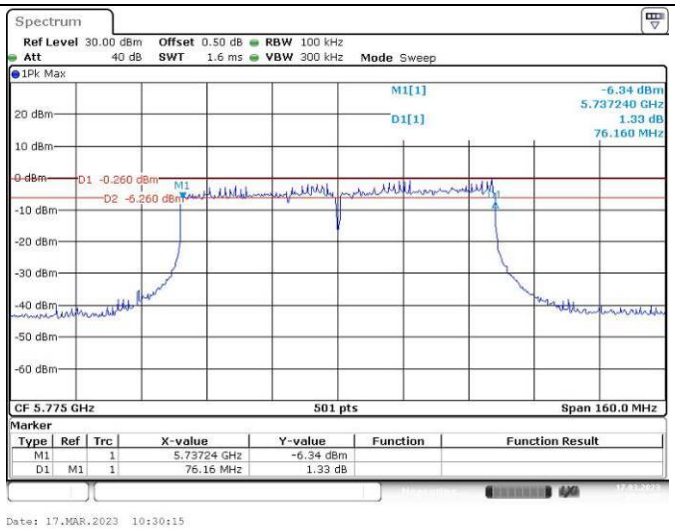

6dB Emission Bandwidth	
802.11ax hew20 Lowest Channel	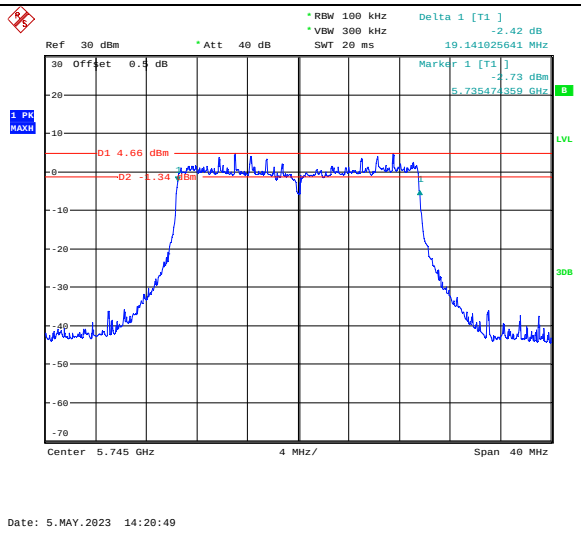
802.11ax hew20 Middle Channel	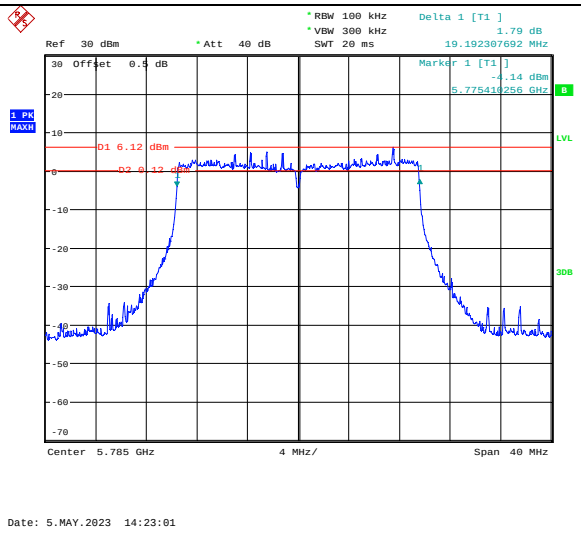
802.11ax hew20 Highest Channel	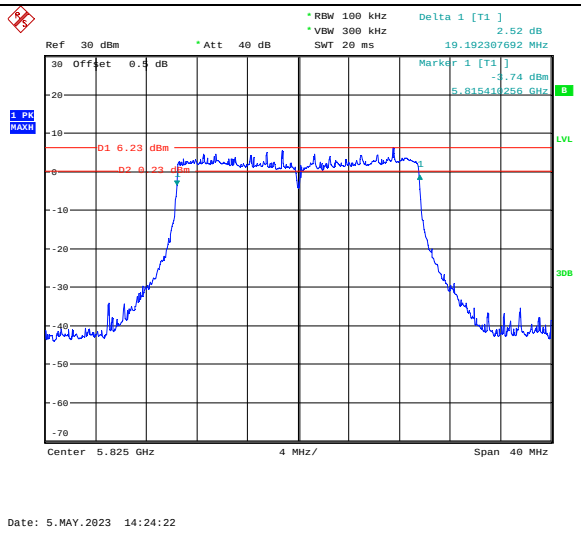

6dB Emission Bandwidth

802.11ax hew40 Lowest Channel	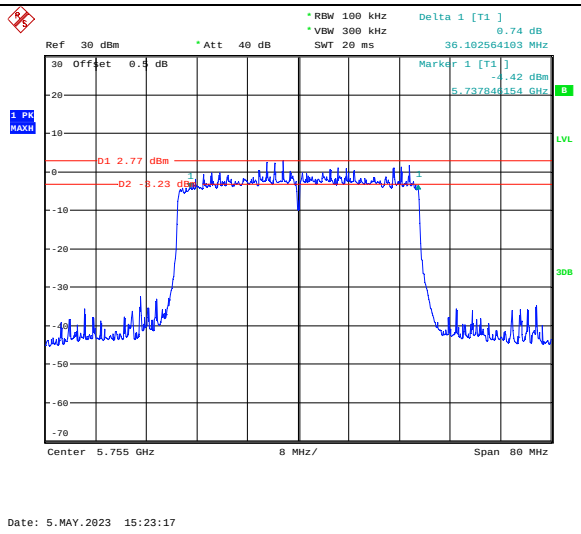
802.11ax hew40 Highest Channel	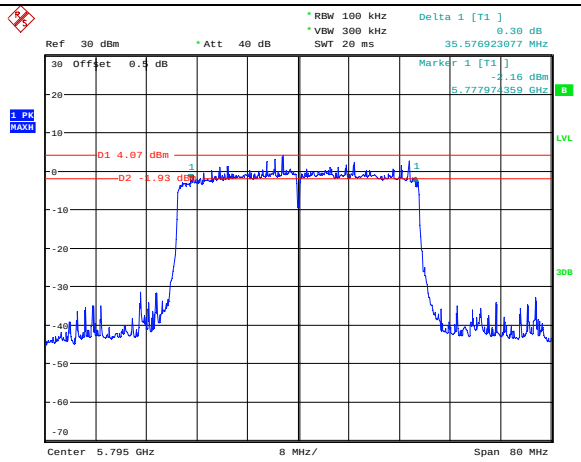
802.11ax hew80 Middle Channel	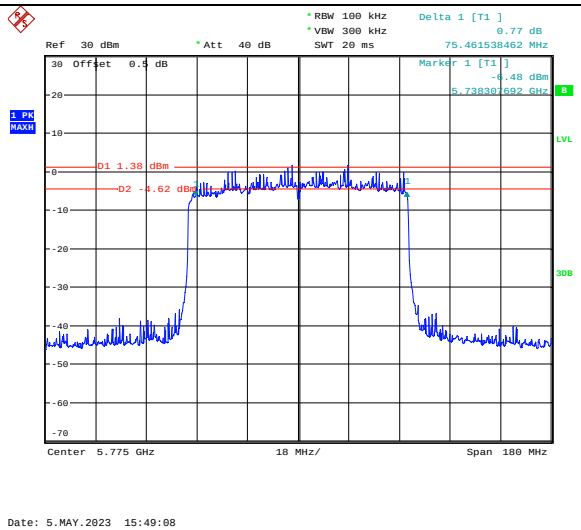

99% Emission Bandwidth	
802.11a Lowest Channel	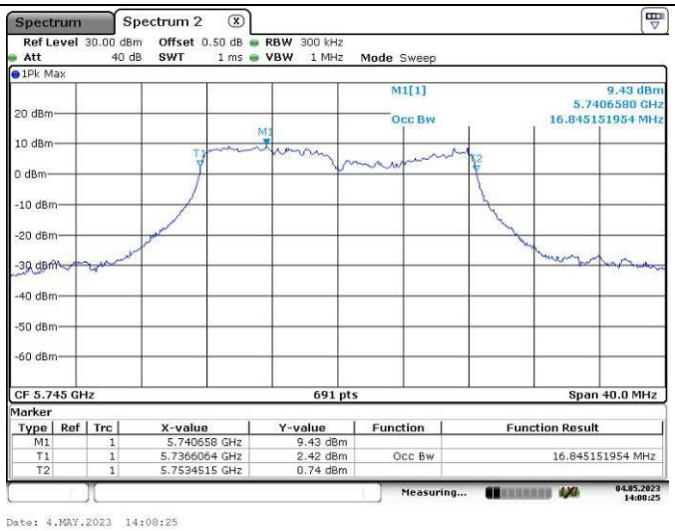
802.11a Middle Channel	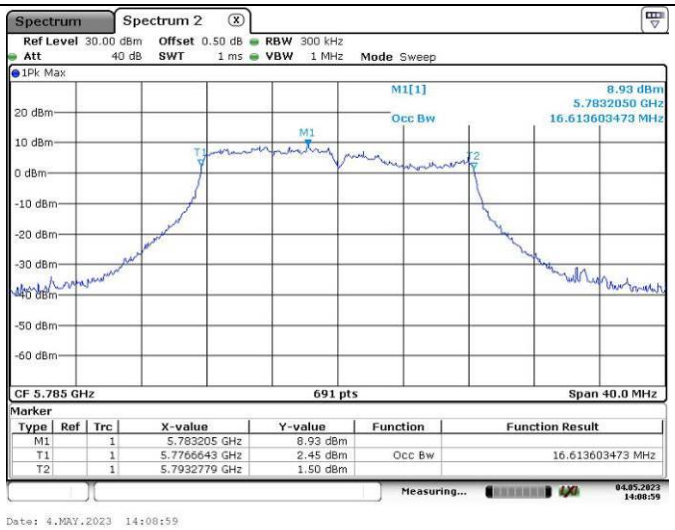
802.11a Highest Channel	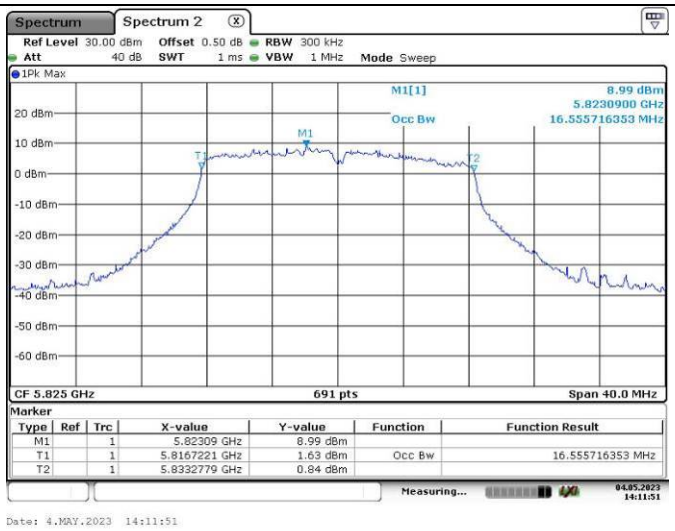

99% Emission Bandwidth	
802.11n ht20 Lowest Channel	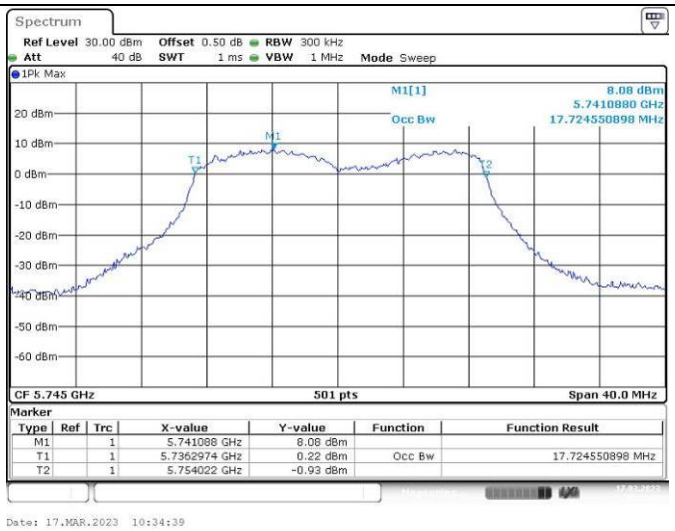
802.11n ht20 Middle Channel	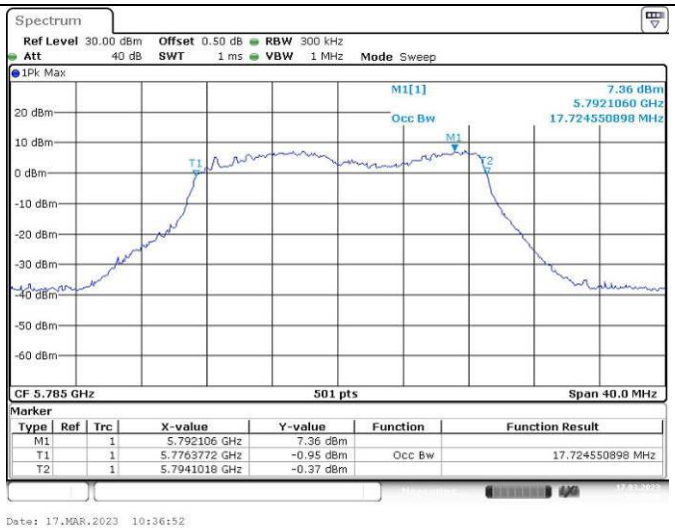
802.11n ht20 Highest Channel	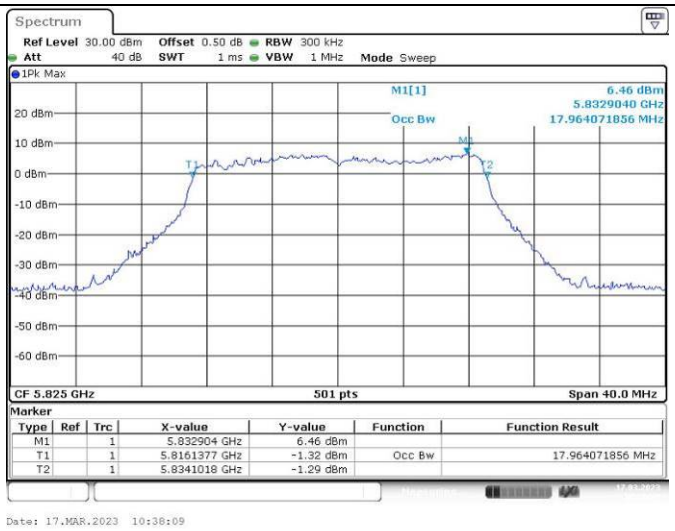

99% Emission Bandwidth	
802.11n ht40 Lowest Channel	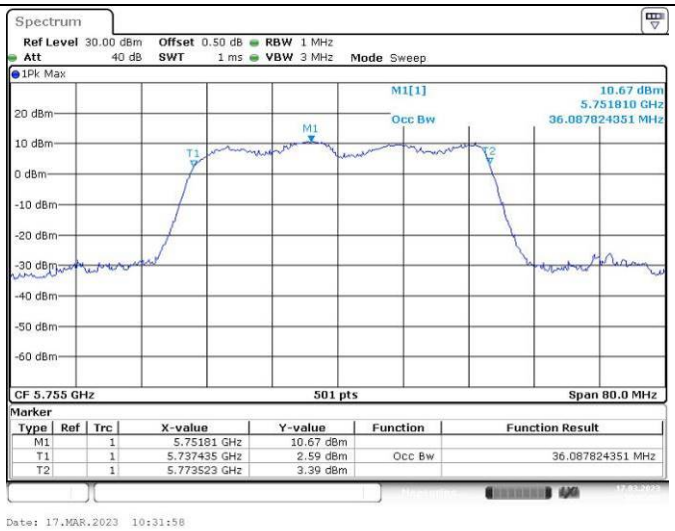
802.11n ht40 Highest Channel	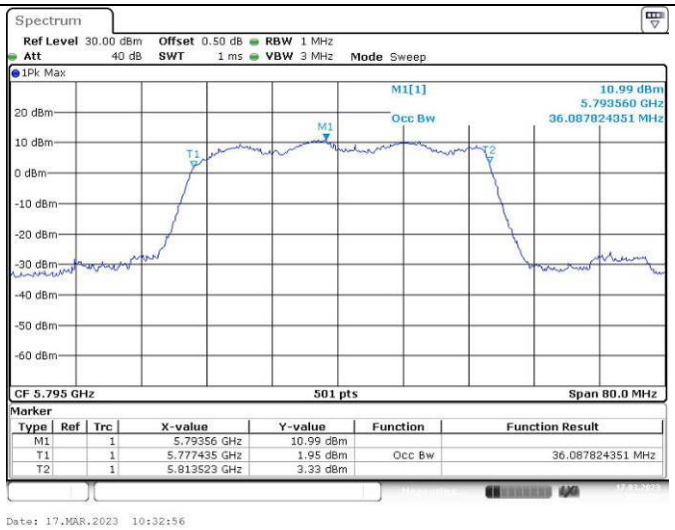
802.11ac vht80 Middle Channel	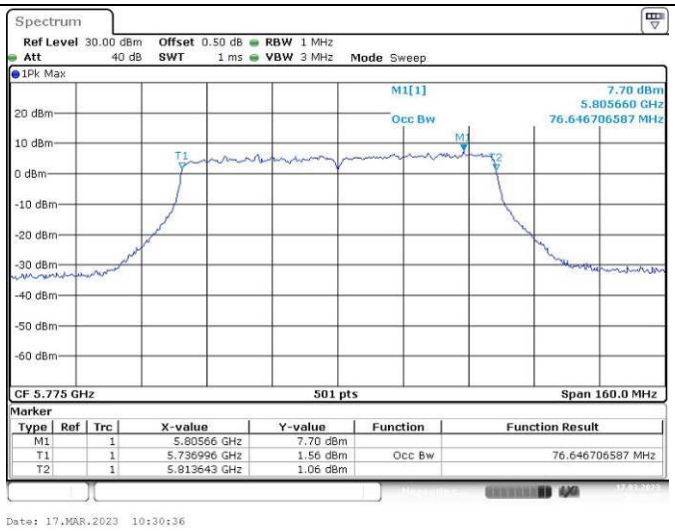

99% Emission Bandwidth	
802.11ax hew20 Lowest Channel	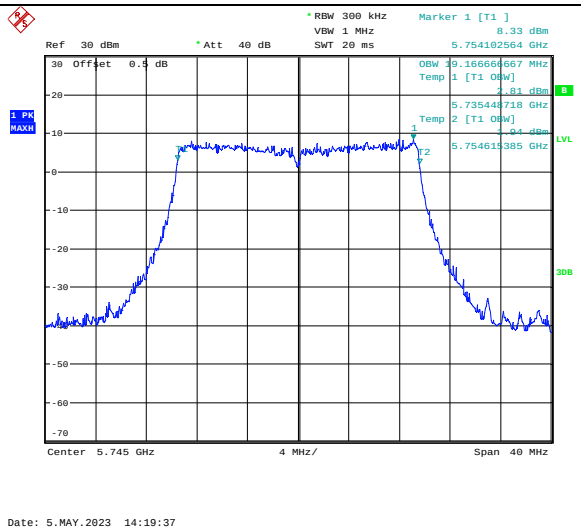
802.11ax hew20 Middle Channel	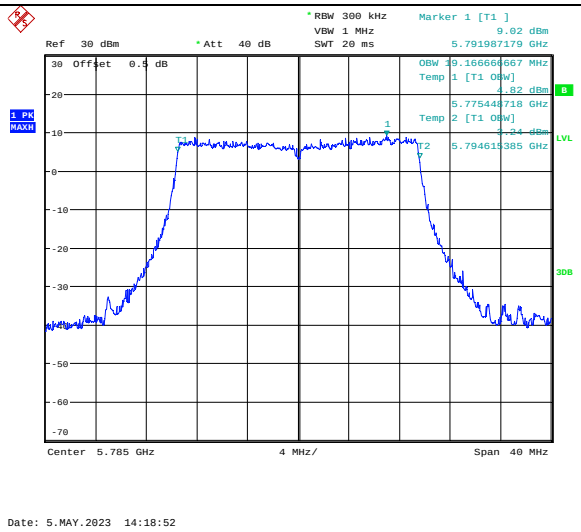
802.11ax hew20 Highest Channel	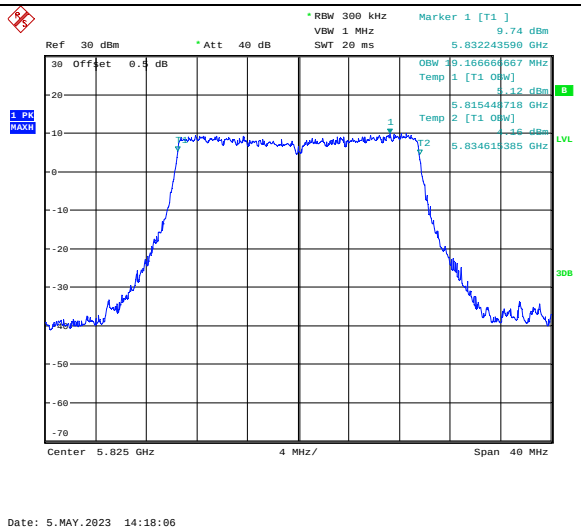

99% Emission Bandwidth	
802.11ax hew40 Lowest Channel	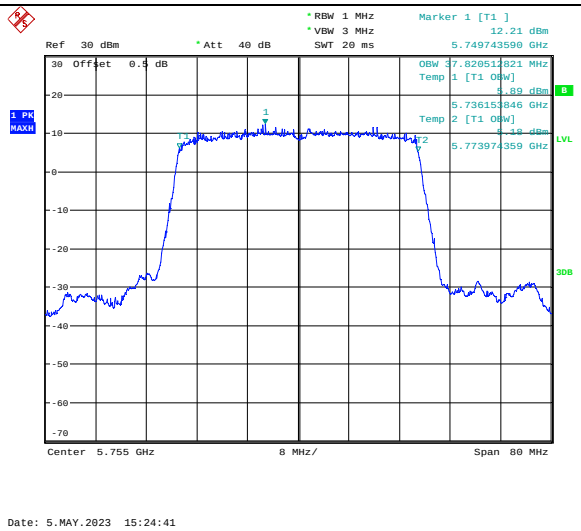
802.11ax hew40 Highest Channel	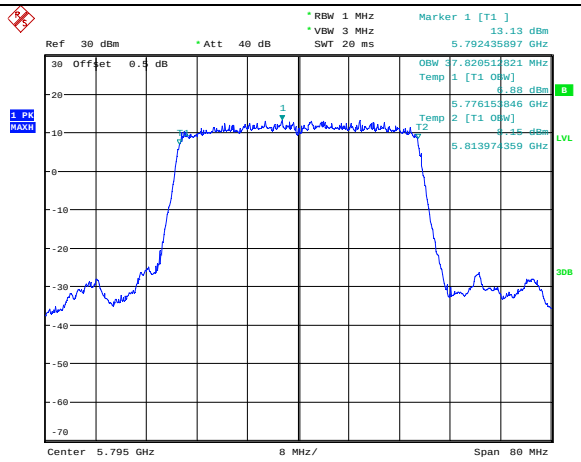
802.11ax hew80 Middle Channel	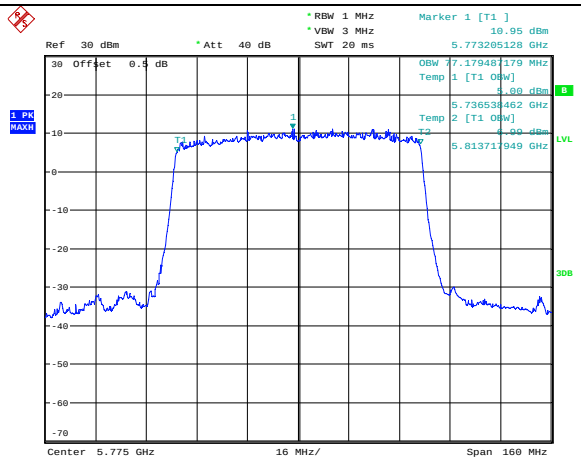

4.4 Maximum Conducted Output Power:

Serial Number:	2OKI	Test Date:	2023/03/17~2023/05/05
Test Site:	RF	Test Mode:	Transmitting
Tester:	Julie Tan	Test Result:	Pass

Environmental Conditions:					
Temperature: (℃)	23.4~25.9	Relative Humidity: (%)	45~69	ATM Pressure: (kPa)	100.4~101.4

Test Equipment List and Details:

Manufacturer	Description	Model	Serial Number	Calibration Date	Calibration Due Date
Agilent	USB Wideband Power Sensor	U2021XA	MY54080015	2022/7/15	2023/7/14
YINSAIGE	Coaxial Cable	SS402	SJ0100004	Each time	N/A
eastsheep	Coaxial Attenuator	2W-SMA-JK-18G	21060302	Each time	N/A

** Statement of Traceability: China Certification ICT Co., Ltd (Dongguan) attests that all calibrations have been performed, traceable to National Primary Standards and International System of Units (SI).*

Test Data:
5150-5250 MHz
802.11a/n/ac:

Test Modes	Test Frequency (MHz)	Maximum Conducted Average Output Power (dBm)					
		Chain 0	Chain 1	Chain 2	Chain 3	Total	Limit
802.11a	5180	14.35	14.21	14.41	14.13	20.30	30.00
	5200	14.59	14.68	14.26	14.52	20.54	30.00
	5240	14.56	14.34	14.15	14.45	20.40	30.00
802.11n ht20	5180	15.4	15.51	15.47	15.33	21.45	30.00
	5200	15.27	15.73	15.34	15.39	21.46	30.00
	5240	15.08	15.38	15.51	15.36	21.36	30.00
802.11n ht40	5190	15.24	14.97	15.74	15.4	21.37	30.00
	5230	15.09	15.1	15.83	15.56	21.43	30.00
802.11ac vht80	5210	12.93	13.06	13.49	14.1	19.44	30.00

Note:
The device is an indoor AP.
Maximum Gain: 5.48dBi .The device employed Cyclic Delay Diversity (CDD) for 802.11 MIMO transmitting, per KDB 662911 D01 Multiple Transmitter Output v02r01, for power measurements on IEEE 802.11 devices:
Array Gain = 0 dB (i.e., no array gain) for $N_{ANT} \leqslant 4$

802.11ax:

Test Modes	Test Frequency (MHz)	RU Config.	Maximum Conducted Average Output Power (dBm)					
			Chain 0	Chain 1	Chain 2	Chain 3	Total	Limit
802.11ax hew20	5180	26/0	9.52	9.85	9.33	9.36	15.54	30.00
		242/61	9.55	9.25	9.55	9.1	15.39	30.00
	5200	26/0	9.4	9.81	9.21	9.47	15.50	30.00
		242/61	9.72	9.65	9.52	9.12	15.53	30.00
	5240	26/8	9.6	9.37	9.23	9.54	15.46	30.00
		242/61	9.41	9.62	9.43	9.39	15.48	30.00
802.11ax hew40	5190	26/0	14.65	14.83	14.39	14.77	20.68	30.00
		484/65	14.46	14.12	14.64	14.54	20.46	30.00
	5230	26/17	14.97	15.36	14.84	15.08	21.09	30.00
		484/65	14.78	15.04	14.74	14.85	20.87	30.00
802.11ax hew80	5210	26/0	13.92	14.23	13.61	14.12	20.00	30.00
		996/67	13.7	13.87	13.74	14.14	19.89	30.00

Note:
The device is an indoor AP.
Maximum Gain: 5.48dBi .The device employed Cyclic Delay Diversity (CDD) for 802.11 MIMO transmitting, per KDB 662911 D01 Multiple Transmitter Output v02r01, for power measurements on IEEE 802.11 devices:
Array Gain = 0 dB (i.e., no array gain) for $N_{ANT} \leqslant 4$
All different Tone and RU index configurations was pretested, because of the power output was approximate, only the minimum and maximum RU configurations was reported.

5250-5350 MHz
802.11a/n/ac:

Test Modes	Test Frequency (MHz)	Maximum Conducted Average Output Power (dBm)					
		Chain 0	Chain 1	Chain 2	Chain 3	Total	Limit
802.11a	5260	9.41	8.82	9.07	8.53	14.99	24.00
	5280	9.33	8.78	8.39	8.59	14.81	24.00
	5320	8.87	8.37	8.41	9.07	14.71	24.00
802.11n ht20	5260	10.01	9.87	9.43	9.34	15.69	24.00
	5280	10.1	9.91	9.52	9.39	15.76	24.00
	5320	10.14	9.98	9.36	9.45	15.77	24.00
802.11n ht40	5270	11.83	11.55	11.62	11.51	17.65	24.00
	5310	11.75	11.46	11.67	12.13	17.78	24.00
802.11ac vht80	5290	12.44	12.83	12.55	13.28	18.81	24.00
802.11ac vht160	5250	13.86	13.67	13.94	13.73	19.82	24.00

Note:
Maximum Gain: 5.53dBi .The device employed Cyclic Delay Diversity (CDD) for 802.11 MIMO transmitting, per KDB 662911 D01 Multiple Transmitter Output v02r01, for power measurements on IEEE 802.11 devices:
Array Gain = 0 dB (i.e., no array gain) for $N_{ANT} \leqslant 4$

802.11ax:

Test Modes	Test Frequency (MHz)	RU Config.	Maximum Conducted Average Output Power (dBm)					
			Chain 0	Chain 1	Chain 2	Chain 3	Total	Limit
802.11ax hew20	5260	26/0	4.69	3.79	4.64	4.4	10.41	24.00
		242/61	3.99	3.99	4.1	4.14	10.08	24.00
	5280	26/0	4.66	4.3	4.56	4.59	10.55	24.00
		242/61	4.31	4.28	4.38	4.45	10.38	24.00
	5320	26/8	4.22	4.4	4.27	4.33	10.33	24.00
		242/61	4.26	4.38	4.43	4.58	10.43	24.00
802.11ax hew40	5270	26/0	9.67	9.32	9.14	9.44	15.42	24.00
		484/65	9.21	9.18	9.56	9.15	15.30	24.00
	5310	26/17	9.3	9.41	9.02	9.69	15.38	24.00
		484/65	9.34	9.49	9.34	9.34	15.40	24.00
802.11ax hew80	5290	26/0	11.71	11.61	11.58	11.48	17.62	24.00
		996/67	11.6	11.64	11.54	11.32	17.55	24.00
802.11ax hew160	5250	26/0	8.64	8.91	9.11	9.3	15.02	24.00
		2*996/67	8.69	9.01	8.99	9.06	14.96	24.00

Note:
Maximum Gain: 5.53dBi .The device employed Cyclic Delay Diversity (CDD) for 802.11 MIMO transmitting, per KDB 662911 D01 Multiple Transmitter Output v02r01, for power measurements on IEEE 802.11 devices:
Array Gain = 0 dB (i.e., no array gain) for $N_{ANT} \leqslant 4$
All different Tone and RU index configurations was pretested, because of the power output was approximate, only the minimum and maximum RU configurations was reported.

5470-5725 MHz
802.11a/n/ac:

Test Modes	Test Frequency (MHz)	Maximum Conducted Average Output Power (dBm)					
		Chain 0	Chain 1	Chain 2	Chain 3	Total	Limit
802.11a	5500	9.82	9.79	9.56	9.7	15.74	23.26
	5580	9.75	9.66	9.43	9.59	15.63	23.26
	5700	9.42	9.36	9.24	9.29	15.35	23.26
	5720	9.38	9.41	9.13	9.07	15.27	23.26
802.11n ht20	5500	9.35	9.12	9.15	9.24	15.24	23.26
	5580	9.27	9.04	9.03	9.06	15.12	23.26
	5700	9.11	8.83	8.75	8.93	14.93	23.26
	5720	9.25	8.78	8.84	8.89	14.96	23.26
802.11n ht40	5510	12.25	11.74	11.87	12.31	18.07	23.26
	5550	12.12	11.67	11.75	12.22	17.97	23.26
	5670	11.92	11.55	11.68	11.95	17.80	23.26
	5710	11.88	11.46	11.35	11.28	17.52	23.26
802.11ac vht80	5530	15.2	15.46	15.02	15.45	21.31	23.26
	5610	15.77	15.42	15.29	15.38	21.49	23.26
	5690	15.91	15.53	15.94	15.67	21.79	23.26
802.11ac vht160	5570	12.63	13.18	12.91	13.22	19.01	23.26

Note: Maximum Gain: 6.74dBi .The device employed Cyclic Delay Diversity (CDD) for 802.11 MIMO transmitting, per KDB 662911 D01 Multiple Transmitter Output v02r01, for power measurements on IEEE 802.11 devices:
Array Gain = 0 dB (i.e., no array gain) for $N_{ANT} \leqslant 4$

802.11ax:

Test Modes	Test Frequency (MHz)	RU Config.	Maximum Conducted Average Output Power (dBm)					
			Chain 0	Chain 1	Chain 2	Chain 3	Total	Limit
802.11ax hew20	5500	26/0	3.89	4.44	4.64	4.87	10.50	23.26
		242/61	4.17	4.24	4.41	4.81	10.44	23.26
	5580	26/0	4.5	5.24	4.79	5.28	10.99	23.26
		242/61	4.57	5.44	4.37	4.65	10.80	23.26
	5700	26/0	3.68	4.48	4.29	4.56	10.29	23.26
		242/61	3.83	4.42	4.22	4.41	10.25	23.26
	5720	26/8	4.34	5.36	3.48	3.76	10.32	23.26
		242/61	3.93	5.01	3.88	4.1	10.28	23.26
802.11ax hew40	5510	26/0	8.2	9.04	8.73	8.91	14.75	23.26
		484/65	8.46	8.48	8.25	8.54	14.45	23.26
	5550	26/0	8.8	8.87	8.66	9.13	14.89	23.26
		484/65	8.3	8.5	8.38	8.51	14.44	23.26
	5670	26/0	8.05	8.45	8.22	8.19	14.25	23.26
		484/65	7.73	8.23	8.16	8.93	14.30	23.26
	5710	26/17	7.79	8.29	7.92	8.23	14.08	23.26
		484/65	7.93	8.19	7.82	8.37	14.10	23.26
802.11ax hew80	5530	26/0	9.49	9.46	10.9	10.86	16.25	23.26
		996/67	9.53	9.66	10.38	9.96	15.92	23.26
	5610	26/0	10.45	10.34	10.42	10.63	16.48	23.26
		996/67	10.26	10.52	9.99	10.11	16.25	23.26
	5690	26/0	10.12	9.85	9.45	10.1	15.91	23.26
		996/67	9.81	10.27	9.73	9.96	15.97	23.26
802.11ax hew160	5570	26/0	9.45	9.27	8.57	9.14	15.14	23.26
		2*996/67	9.72	9.82	8.97	9.59	15.56	23.26

Note:
Maximum Gain: 6.74dBi .The device employed Cyclic Delay Diversity (CDD) for 802.11 MIMO transmitting, per KDB 662911 D01 Multiple Transmitter Output v02r01, for power measurements on IEEE 802.11 devices:
Array Gain = 0 dB (i.e., no array gain) for $N_{ANT} \leqslant 4$
All different Tone and RU index configurations was pretested, because of the power output was approximate, only the minimum and maximum RU configurations was reported.

5725-5850 MHz
802.11a/n/ac:

Test Modes	Test Frequency (MHz)	Maximum Conducted Average Output Power (dBm)					
		Chain 0	Chain 1	Chain 2	Chain 3	Total	Limit
802.11a	5745	15.34	15.28	15.12	15.37	21.30	29.36
	5785	15.56	15.53	14.99	15.64	21.46	29.36
	5825	16.1	15.32	15.67	15.49	21.68	29.36
802.11n ht20	5745	15.72	15.78	15.21	15.32	21.54	29.36
	5785	15.38	15.82	15.26	15.19	21.44	29.36
	5825	15.84	16.18	15.87	15.47	21.87	29.36
802.11n ht40	5755	15.44	15.84	15.58	15.45	21.60	29.36
	5795	15.18	15.72	15.61	15.66	21.57	29.36
802.11ac vht80	5775	15.55	15.39	15.16	15.62	21.45	29.36

Note:
Maximum Gain: 6.64dBi .
The device employed Cyclic Delay Diversity (CDD) for 802.11 MIMO transmitting, per KDB 662911 D01 Multiple Transmitter Output v02r01, for power measurements on IEEE 802.11 devices:
Array Gain = 0 dB (i.e., no array gain) for $N_{ANT} \leqslant 4$

802.11ax:

Test Modes	Test Frequency (MHz)	RU Config.	Maximum Conducted Average Output Power (dBm)					
			Chain 0	Chain 1	Chain 2	Chain 3	Total	Limit
802.11ax hew20	5745	26/0	14.25	14.5	14.42	14.21	20.37	29.36
		242/61	14.6	14.38	14.65	14.41	20.53	29.36
	5785	26/0	16.59	16.61	16.32	16.48	22.52	29.36
		242/61	15.92	16.23	16.14	16.08	22.11	29.36
	5825	26/8	16.35	16.24	16.49	16.45	22.40	29.36
		242/61	16.53	16.43	16.76	16.52	22.58	29.36
802.11ax hew40	5755	26/0	14.82	15.12	15.03	14.95	21.00	29.36
		484/65	14.63	14.86	14.75	14.61	20.73	29.36
	5795	26/17	16.22	16.04	15.97	16.34	22.17	29.36
		484/65	16.08	16.13	15.89	15.95	22.03	29.36
802.11ax hew80	5775	26/0	16.07	16.15	16.31	16.01	22.16	29.36
		996/67	16.09	16.25	15.98	15.89	22.08	29.36

Note:
Maximum Gain: 6.64dBi .
The device employed Cyclic Delay Diversity (CDD) for 802.11 MIMO transmitting, per KDB 662911 D01 Multiple Transmitter Output v02r01, for power measurements on IEEE 802.11 devices:
Array Gain = 0 dB (i.e., no array gain) for $N_{ANT} \leqslant 4$
All different Tone and RU index configurations was pretested, because of the power output was approximate, only the minimum and maximum RU configurations was reported.

4.5 Maximum power spectral density:

Serial Number:	2OKI	Test Date:	2023/03/18~2023/05/05
Test Site:	RF	Test Mode:	Transmitting
Tester:	Julie Tan	Test Result:	Pass

Environmental Conditions:					
Temperature: (℃)	23.4~25.9	Relative Humidity: (%)	45~69	ATM Pressure: (kPa)	100.4~101.4

Test Equipment List and Details:
(FSU26 was used in 2023/4/13~2023/4/14)

Manufacturer	Description	Model	Serial Number	Calibration Date	Calibration Due Date
R&S	Spectrum Analyzer	FSV40	101943	2022/07/25	2023/07/24
YINSAIGE	Coaxial Cable	SS402	SJ0100004	Each time	N/A
Mini-Circuits	DC Block	BLK-18-S+	1554404	Each time	N/A
R&S	Spectrum Analyzer	FSU26	200445	2023/3/31	2024/3/30

** Statement of Traceability: China Certification ICT Co., Ltd (Dongguan) attests that all calibrations have been performed, traceable to National Primary Standards and International System of Units (SI).*

Test Data:
5150-5250 MHz
802.11a/n/ac:

Test Modes	Test Frequency (MHz)	Maximum Power Spectral Density (dBm/MHz)					
		Chain 0	Chain 1	Chain 2	Chain 3	Total	Limit
802.11a	5180	3.27	2.64	3.37	2.8	9.05	11.52
	5200	3.37	2.8	3.3	2.77	9.09	11.52
	5240	3.63	3.24	3.7	2.88	9.40	11.52
802.11n ht20	5180	3.28	3.12	3.49	3.36	9.34	11.52
	5200	3.42	3.33	3.43	3.52	9.45	11.52
	5240	3.86	4.04	3.79	3.9	9.92	11.52
802.11n ht40	5190	1.21	0.56	0.96	0.87	6.93	11.52
	5230	1.46	1.53	1.08	1.38	7.39	11.52
802.11ac vht80	5210	-4.75	-5.05	-5.55	-5.57	0.80	11.52

Duty cycle <98%, and duty cycle variations exceed ±2%, method ANSI C63.10-2013 Section 12.3.2.6.

802.11ax:

Test Modes	Test Frequency (MHz)	RU Config.	Maximum Power Spectral Density (dBm/MHz)					
			Chain 0	Chain 1	Chain 2	Chain 3	Total	Limit
802.11ax hew20	5180	26/0	3.67	3.65	3.96	3.32	9.85	11.52
		242/61	-1.74	-2.13	-1.57	-2.26	4.27	11.52
	5200	26/0	3.82	3.73	3.77	3.27	9.84	11.52
		242/61	-1.7	-1.85	-1.61	-2.28	4.34	11.52
	5240	26/8	3.6	3.76	3.92	3.43	9.87	11.52
		242/61	-1.9	-1.96	-1.59	-2.11	4.30	11.52
802.11ax hew40	5190	26/0	3.55	3.62	3.02	3.4	9.77	11.52
		484/65	-0.05	-0.33	-0.83	-0.13	6.04	11.52
	5230	26/17	3.72	4.07	3.35	3.67	10.07	11.52
		484/65	0.26	0.05	-0.66	0.14	6.33	11.52
802.11ax hew80	5210	26/0	0.13	0.26	-0.68	-0.14	6.60	11.52
		996/67	-3.66	-3.89	-3.91	-3.78	2.88	11.52

Duty cycle <98%, and duty cycle variations are less than ±2%,method ANSI C63.10-2013 Section 12.3.2.4 was used, the duty cycle factor was added into the result.

Note:
The device is an indoor AP.
Maximum Gain: 5.48dBi
The device employed Cyclic Delay Diversity (CDD) for 802.11 MIMO transmitting, per KDB 662911 D01 Multiple Transmitter Output v02r01, for power spectral density (PSD) measurements on the devices:
Array Gain = 10 log(N_{ANT}/N_{SS}) dB.
So: Directional gain = G_{ANT} + Array Gain = 5.48+10*log(4/1)=11.48 dBi
All different Tone and RU index configurations was pretested, because of the power output was approximate, only the minimum and maximum RU configurations was reported.

5250-5350 MHz
802.11a/n/ac:

Test Modes	Test Frequency (MHz)	Maximum Power Spectral Density (dBm/MHz)					
		Chain 0	Chain 1	Chain 2	Chain 3	Total	Limit
802.11a	5260	-2.29	-2.83	-2.62	-3.87	3.16	5.47
	5280	-2.2	-2.36	-2.45	-3.5	3.42	5.47
	5320	-2.26	-2.43	-2.27	-3.08	3.52	5.47
802.11n ht20	5260	-2.59	-3.17	-2.64	-2.63	3.27	5.47
	5280	-2.66	-2.79	-2.47	-2.51	3.41	5.47
	5320	-2.13	-2.01	-2.03	-2.44	3.87	5.47
802.11n ht40	5270	-2.03	-3.07	-2.58	-2.39	3.52	5.47
	5310	-1.73	-2.58	-2.5	-1.88	3.86	5.47
802.11ac vht80	5290	-5.78	-5.49	-5.89	-5.83	0.28	5.47
802.11ac vht160	5250	-7.62	-7.74	-7.54	-8.05	-1.71	5.47

Duty cycle <98%, and duty cycle variations exceed ±2%, method ANSI C63.10-2013 Section 12.3.2.6.

802.11ax:

Test Modes	Test Frequency (MHz)	RU Config.	Maximum Power Spectral Density (dBm/MHz)					
			Chain 0	Chain 1	Chain 2	Chain 3	Total	Limit
802.11ax hew20	5260	26/0	-1.79	-1.99	-2.25	-2.6	4.04	5.47
		242/61	-7.27	-7.41	-7.13	-7.23	-1.07	5.47
	5280	8.5	-2.09	-2.21	-2.62	-2.39	3.87	5.47
		242/61	-6.9	-7	-6.73	-6.8	-0.67	5.47
	5320	26/8	-1.97	-2.3	-2.36	-2.17	3.99	5.47
		242/61	-6.87	-6.94	-7.1	-6.71	-0.71	5.47
802.11ax hew40	5270	26/0	-2.14	-2.18	-2.42	-2.28	4.11	5.47
		484/65	-5.04	-5.55	-5.63	-5.52	0.93	5.47
	5310	26/17	-2.17	-2.1	-2.6	-2.69	3.98	5.47
		484/65	-4.83	-4.75	-5.92	-5.52	1.14	5.47
802.11ax hew80	5290	26/0	-2.35	-2.56	-3.12	-2.9	3.97	5.47
		996/67	-5.75	-5.77	-5.93	-5.54	0.95	5.47
802.11ax hew160	5250	26/0	-2.65	-2.32	-2.63	-2.39	3.83	5.47
		2*996/67	-11.5	-12.18	-11.46	-11.96	-5.44	5.47

Duty cycle <98%, and duty cycle variations are less than ±2%,method ANSI C63.10-2013 Section 12.3.2.4 was used, the duty cycle factor was added into the result.

Note:
Maximum Gain: 5.53dBi
The device employed Cyclic Delay Diversity (CDD) for 802.11 MIMO transmitting, per KDB 662911 D01 Multiple Transmitter Output v02r01, for power spectral density (PSD) measurements on the devices:
Array Gain = 10 log(N_{ANT}/N_{SS}) dB.
So: Directional gain = G_{ANT} + Array Gain = 5.53+10*log(4/1)=11.53 dBi
All different Tone and RU index configurations was pretested, because of the power output was approximate, only the minimum and maximum RU configurations was reported.

5470-5725 MHz
802.11a/n/ac:

Test Modes	Test Frequency (MHz)	Maximum Power Spectral Density (dBm/MHz)					
		Chain 0	Chain 1	Chain 2	Chain 3	Total	Limit
802.11a	5500	-2.37	-2.11	-2.55	-2.63	3.61	4.26
	5580	-2.36	-2.46	-2.41	-2.43	3.61	4.26
	5700	-2.37	-1.55	-2.24	-2.02	3.99	4.26
	5720	-2.47	-1.9	-2.95	-2.73	3.53	4.26
802.11n ht20	5500	-1.97	-2.31	-2.67	-2.3	3.72	4.26
	5580	-2.61	-2.56	-2.41	-1.83	3.68	4.26
	5700	-2.5	-2.1	-2.73	-2.26	3.63	4.26
	5720	-2.47	-2.49	-2.5	-2.97	3.42	4.26
802.11n ht40	5510	-2.41	-2.13	-2.45	-2.28	3.70	4.26
	5550	-2.66	-2.58	-2.8	-2.07	3.50	4.26
	5670	-2.98	-2.69	-2.73	-2.14	3.40	4.26
	5710	-2.34	-2.77	-2.55	-2.7	3.43	4.26
802.11ac vht80	5530	-2.68	-2.01	-2.77	-2.42	3.56	4.26
	5610	-1.92	-2.47	-2.18	-2.29	3.81	4.26
	5690	-1.68	-2.14	-1.97	-2.38	3.99	4.26
802.11ac vht160	5570	-7.61	-6.85	-7.73	-7.29	-1.34	4.26

Duty cycle <98%, and duty cycle variations exceed ±2%, method ANSI C63.10-2013 Section 12.3.2.6.

802.11ax:

Test Modes	Test Frequency (MHz)	RU Config.	Maximum Power Spectral Density (dBm/MHz)					
			Chain 0	Chain 1	Chain 2	Chain 3	Total	Limit
802.11ax hew20	5500	26/0	-2.51	-2.04	-2.01	-2.61	3.91	4.26
		242/61	-6.78	-7.04	-6.39	-6.43	-0.46	4.26
	5580	26/0	-2.9	-1.58	-3.04	-2.47	3.73	4.26
		242/61	-7	-6.58	-6.9	-7.1	-0.70	4.26
	5700	26/0	-2.29	-1.63	-1.93	-2.44	4.13	4.26
		242/61	-6.3	-6.76	-7.13	-6.79	-0.54	4.26
	5720	26/8	-2.12	-2.02	-2.6	-2.78	3.82	4.26
		242/61	-5.91	-6.45	-7.67	-6.97	-0.51	4.26
802.11ax hew40	5510	26/0	-2.8	-2.58	-2.28	-2.9	3.73	4.26
		484/65	-5.56	-6.18	-5.13	-5.84	0.70	4.26
	5550	26/0	-2.86	-2.52	-2.83	-2.94	3.58	4.26
		484/65	-5.68	-5.71	-5.75	-5.63	0.67	4.26
	5670	26/0	-3.22	-2.77	-2.75	-2.63	3.53	4.26
		484/65	-5.3	-6.31	-5.34	-5.02	0.90	4.26
	5710	26/17	-2.82	-2.92	-2.86	-2.73	3.53	4.26
		484/65	-5.31	-5.69	-5.78	-5.48	0.80	4.26
802.11ax hew80	5530	26/0	-3.14	-3.64	-2.99	-3.15	3.47	4.26
		996/67	-6.98	-6.87	-7.3	-7.31	-0.42	4.26
	5610	26/0	-3.01	-3.17	-3.1	-2.85	3.66	4.26
		996/67	-6.46	-6.69	-6.57	-7.12	-0.01	4.26
	5690	26/0	-3.08	-3.24	-2.89	-2.86	3.68	4.26
		996/67	-7.12	-7.18	-6.66	-6.84	-0.25	4.26
802.11ax hew160	5570	26/0	-2.88	-2.72	-2.87	-2.56	3.57	4.26
		2*996/67	-10.78	-11.59	-11.66	-11.25	-4.98	4.26

Duty cycle <98%, and duty cycle variations are less than ±2%,method ANSI C63.10-2013 Section 12.3.2.4 was used, the duty cycle factor was added into the result.

Note:
Maximum Gain: 6.74dBi
The device employed Cyclic Delay Diversity (CDD) for 802.11 MIMO transmitting, per KDB 662911 D01 Multiple Transmitter Output v02r01, for power spectral density (PSD) measurements on the devices:
Array Gain = 10 log(N_{ANT}/N_{SS}) dB.
So: Directional gain = G_{ANT} + Array Gain = 6.74+10*log(4/1)=12.74 dBi
All different Tone and RU index configurations was pretested, because of the power output was approximate, only the minimum and maximum RU configurations was reported.

5725-5850 MHz
802.11a/n/ac:

Test Modes	Test Frequency (MHz)	Maximum Power Spectral Density (dBm/500kHz)					
		Chain 0	Chain 1	Chain 2	Chain 3	Total	Limit
802.11a	5745	0.19	-0.81	-0.15	-0.98	5.61	23.36
	5785	-0.08	-0.83	-0.8	-1.53	5.24	23.36
	5825	0.05	-0.7	-0.61	-1.43	5.38	23.36
802.11n ht20	5745	1.11	0.7	-0.03	-0.06	6.48	23.36
	5785	0.41	0.18	-0.37	0.04	6.09	23.36
	5825	0.77	0.36	0.24	0.57	6.51	23.36
802.11n ht40	5755	-0.81	-0.82	-1.15	-1.43	4.98	23.36
	5795	-1.07	-1.06	-1.19	-1.89	4.73	23.36
802.11ac vht80	5775	-5.56	-5.63	-6.16	-5.8	0.24	23.36

Duty cycle <98%, and duty cycle variations exceed ±2%, method ANSI C63.10-2013 Section 12.3.2.6.

802.11ax:

Test Modes	Test Frequency (MHz)	RU Config.	Maximum Power Spectral Density (dBm/500kHz)					
			Chain 0	Chain 1	Chain 2	Chain 3	Total	Limit
802.11ax hew20	5745	26/0	5.24	5.36	5.32	5.02	11.43	23.36
		242/61	-0.12	0.11	0.2	-0.46	6.13	23.36
	5785	8.5	7.47	7.36	7.27	7.43	13.57	23.36
		242/61	1.5	1.31	1.47	1.23	7.57	23.36
	5825	26/8	7.83	7.95	7.77	7.58	13.98	23.36
		242/61	2.16	2.12	2.23	1.8	8.27	23.36
802.11ax hew40	5755	26/0	3.24	2.81	3.04	3.13	9.42	23.36
		484/65	-3.38	-3.15	-3.06	3.36	5.91	23.36
	5795	26/17	3.87	3.69	3.94	3.79	10.19	23.36
		484/65	-1.81	-1.63	-1.95	-2.02	4.51	23.36
802.11ax hew80	5775	26/0	2.28	2.32	2.15	2.21	8.93	23.36
		996/67	-5.36	-5.18	-5	-5.11	1.53	23.36

Duty cycle <98%, and duty cycle variations are less than ±2%,method ANSI C63.10-2013 Section 12.3.2.4 was used, the duty cycle factor was added into the result.

Note:
Maximum Gain: 6.64dBi
The device employed Cyclic Delay Diversity (CDD) for 802.11 MIMO transmitting, per KDB 662911 D01 Multiple Transmitter Output v02r01, for power spectral density (PSD) measurements on the devices:
Array Gain = 10 log(N_{ANT}/N_{SS}) dB.
So: Directional gain = G_{ANT} + Array Gain = 6.64+10*log(4/1)=12.64 dBi
All different Tone and RU index configurations was pretested, because of the power output was approximate, only the minimum and maximum RU configurations was reported.

Chain 0:
5150-5250MHz:

Maximum power spectral density	
802.11a Lowest Channel	
802.11a Middle Channel	
802.11a Highest Channel	

Maximum power spectral density	
802.11n ht20 Lowest Channel	
802.11n ht20 Middle Channel	
802.11n ht20 Highest Channel	

Maximum power spectral density	
802.11n ht40 Lowest Channel	
802.11n ht40 Highest Channel	
802.11ac vht80 Middle Channel	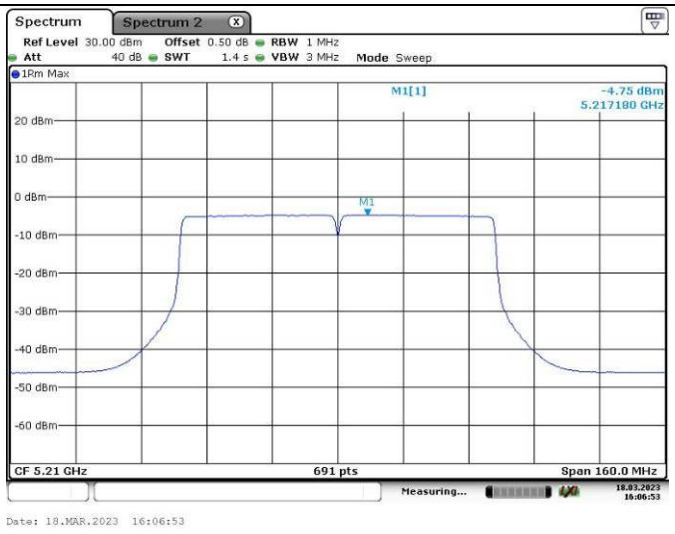

Maximum power spectral density	
802.11ax hew20 Lowest Channel (26/0)	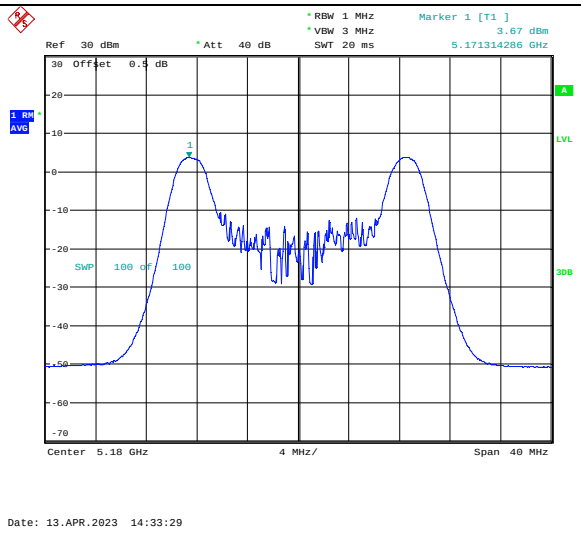
802.11ax hew20 Lowest Channel (242/61)	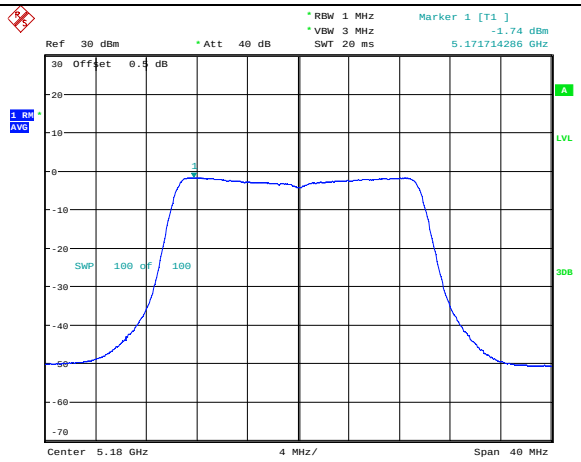
802.11ax hew20 Middle Channel (26/0)	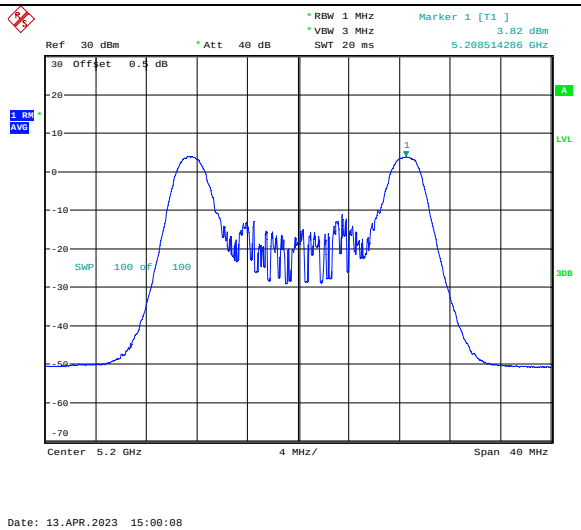

Maximum power spectral density	
802.11ax hew20 Middle Channel (242/61)	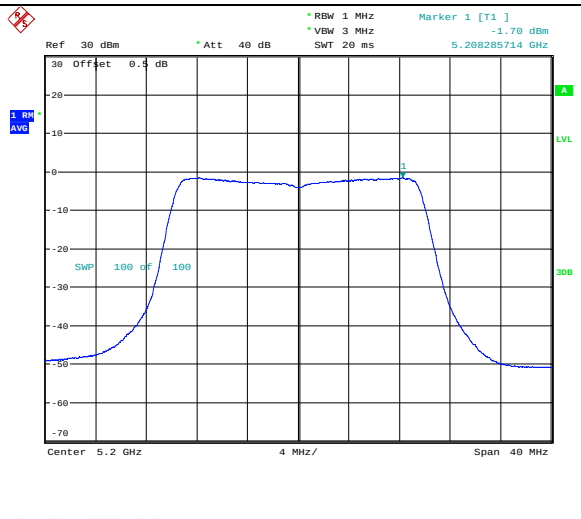
802.11ax hew20 Highest Channel (26/8)	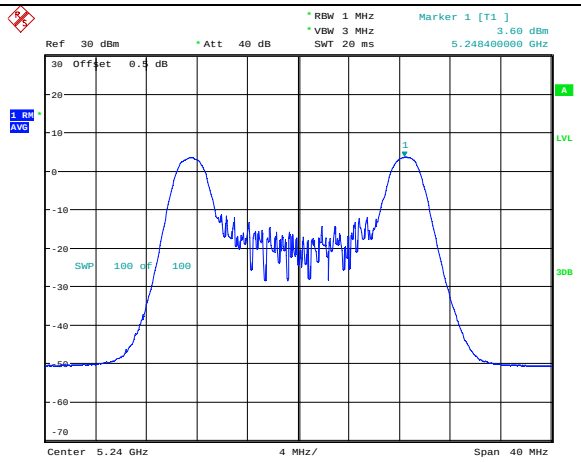
802.11ax hew20 Highest Channel (242/61)	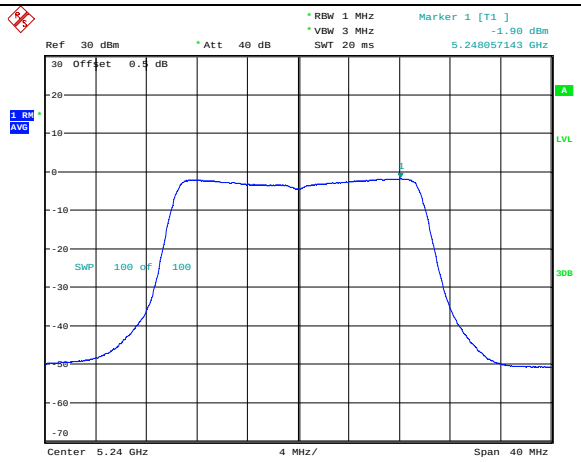

Maximum power spectral density	
802.11ax hew40 Lowest Channel (26/0)	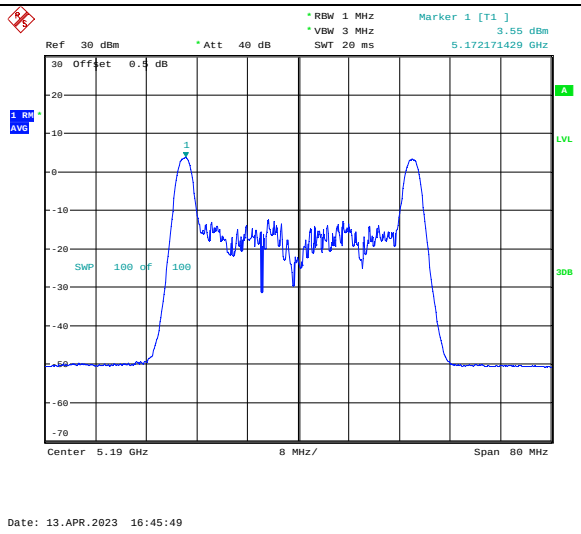
802.11ax hew40 Lowest Channel (484/65)	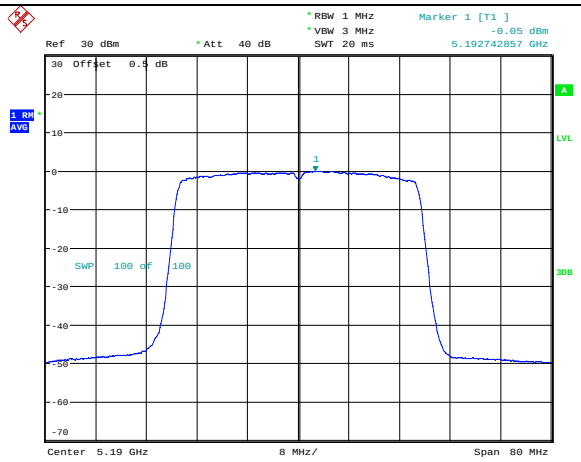
802.11ax hew40 Highest Channel (26/17)	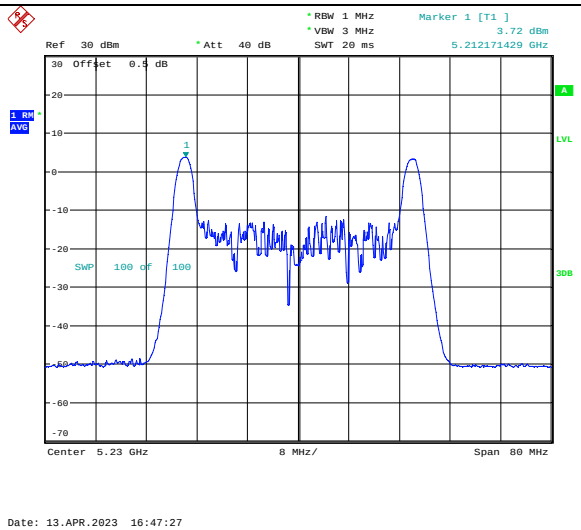

Maximum power spectral density	
802.11ax hew40 Highest Channel (484/65)	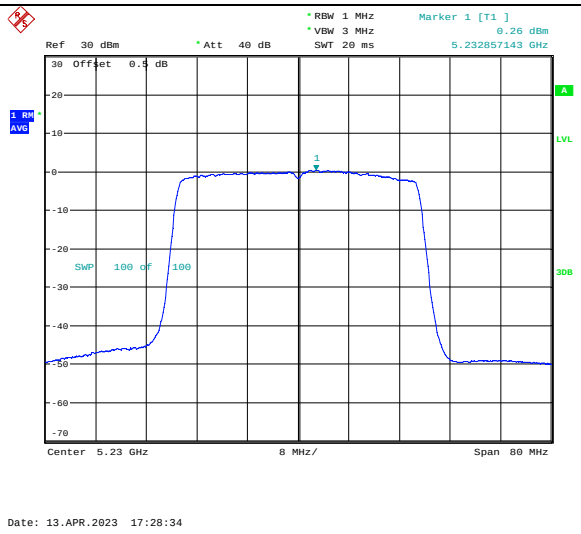
802.11ax hew80 Middle Channel (26/0)	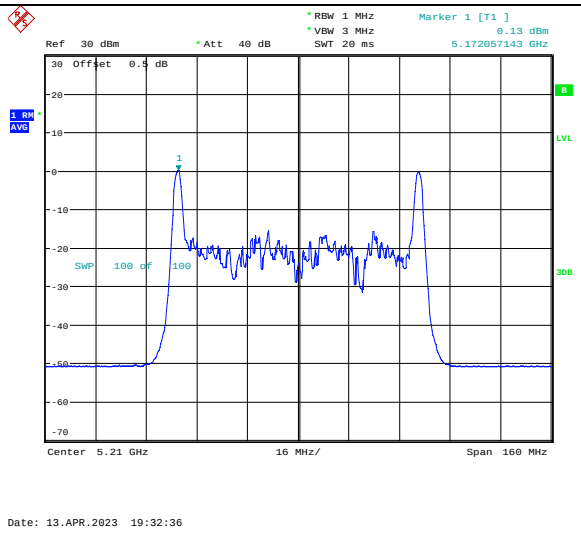
802.11ax hew80 Middle Channel (996/67)	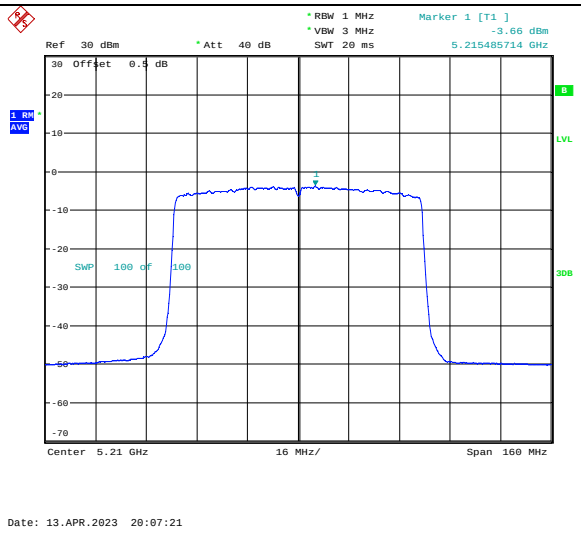

5250-5350MHz:

Maximum power spectral density	
802.11a Lowest Channel	
802.11a Middle Channel	
802.11a Highest Channel	

Maximum power spectral density	
802.11n ht20 Lowest Channel	
802.11n ht20 Middle Channel	
802.11n ht20 Highest Channel	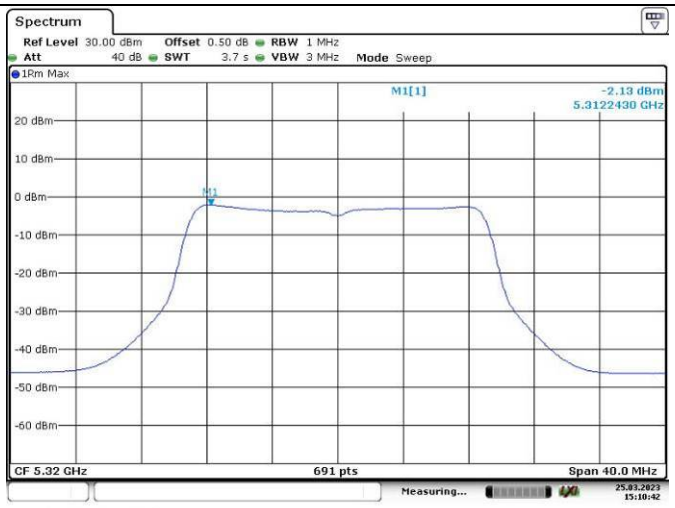

Maximum power spectral density	
802.11n ht40 Lowest Channel	
802.11n ht40 Highest Channel	
802.11ac vht80 Middle Channel	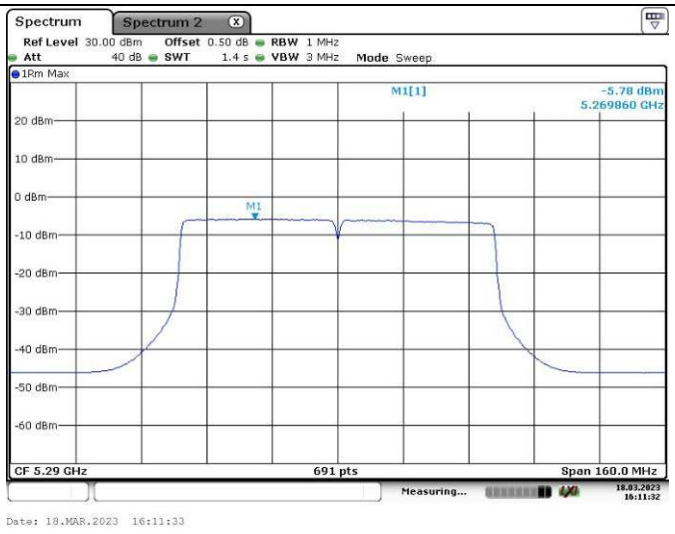

Maximum power spectral density	
802.11ax hew20 Lowest Channel (26/0)	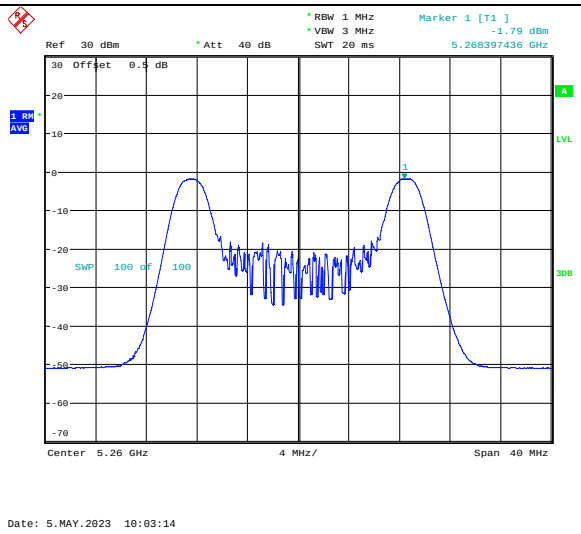
802.11ax hew20 Lowest Channel (242/61)	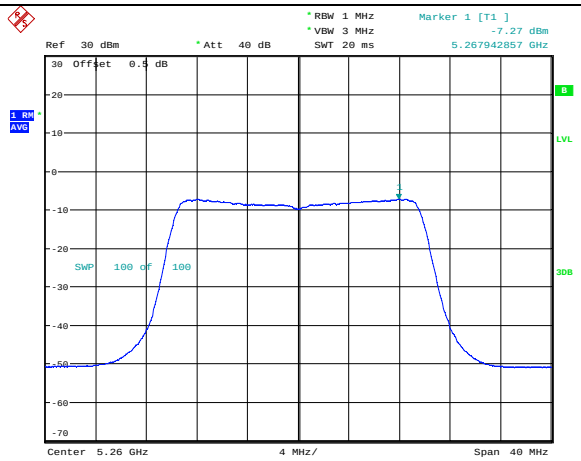
802.11ax hew20 Middle Channel (26/0)	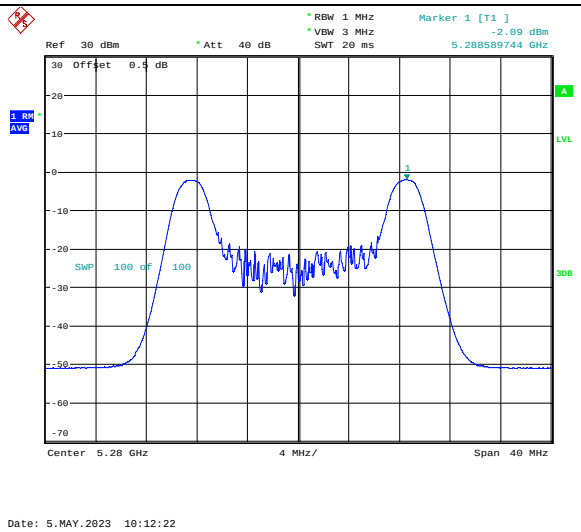

Maximum power spectral density	
802.11ax hew20 Middle Channel (242/61)	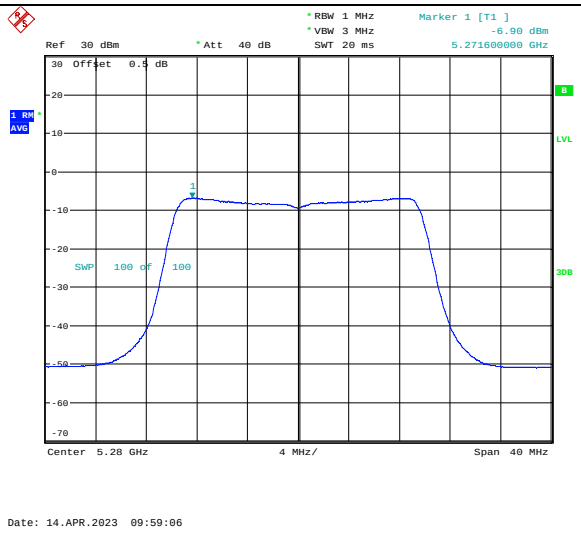
802.11ax hew20 Highest Channel (26/8)	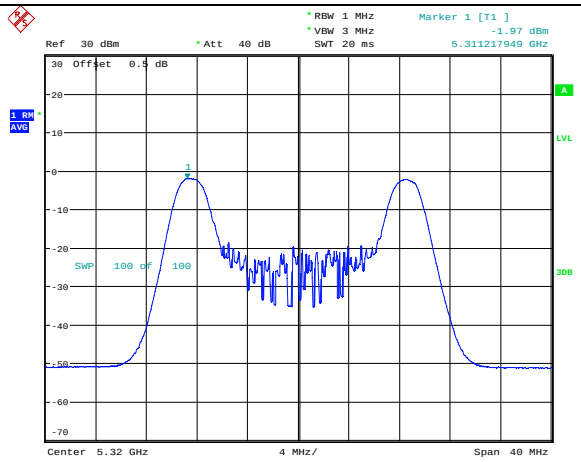
802.11ax hew20 Highest Channel (242/61)	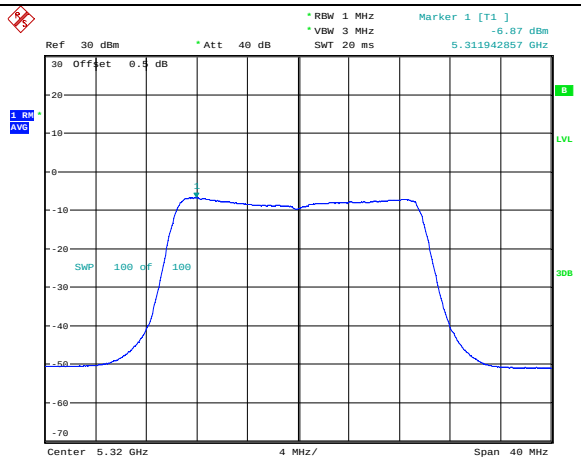

Maximum power spectral density	
802.11ax hew40 Lowest Channel (26/0)	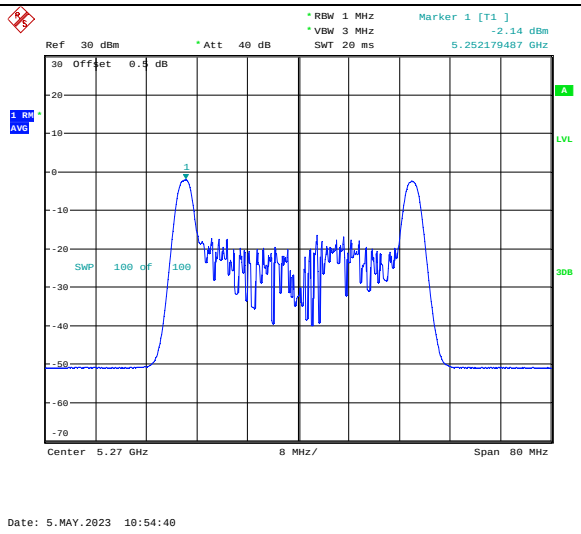
802.11ax hew40 Lowest Channel (484/65)	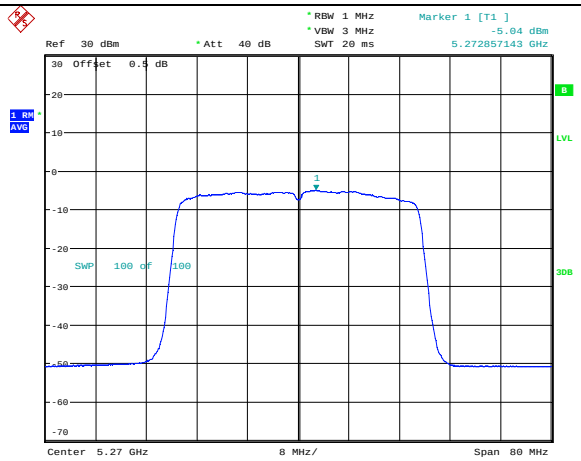
802.11ax hew40 Highest Channel (26/17)	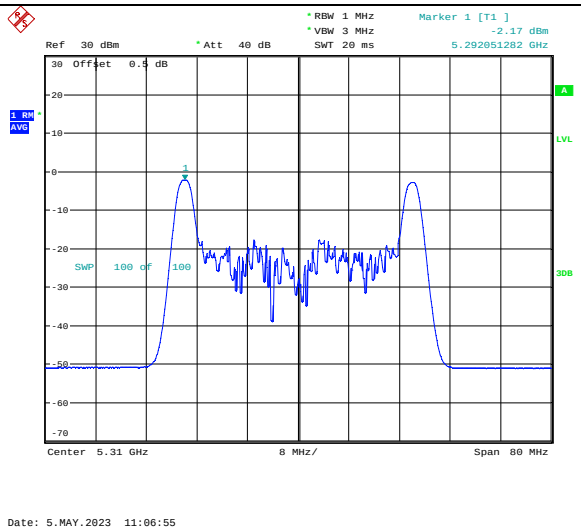

Maximum power spectral density	
802.11ax hew40 Highest Channel (484/65)	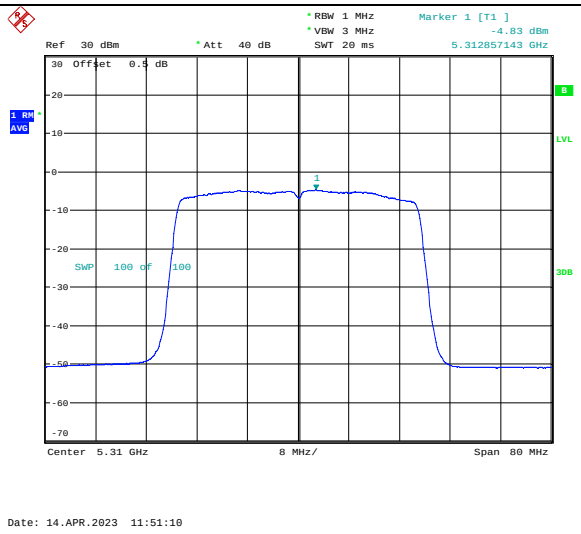
802.11ax hew80 Middle Channel (26/0)	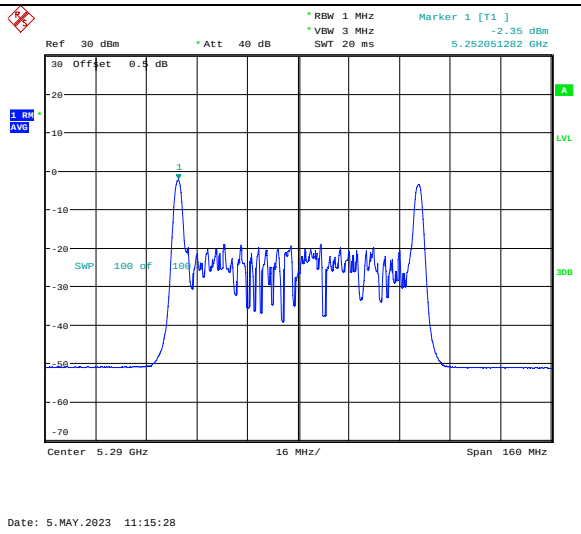
802.11ax hew80 Middle Channel (996/67)	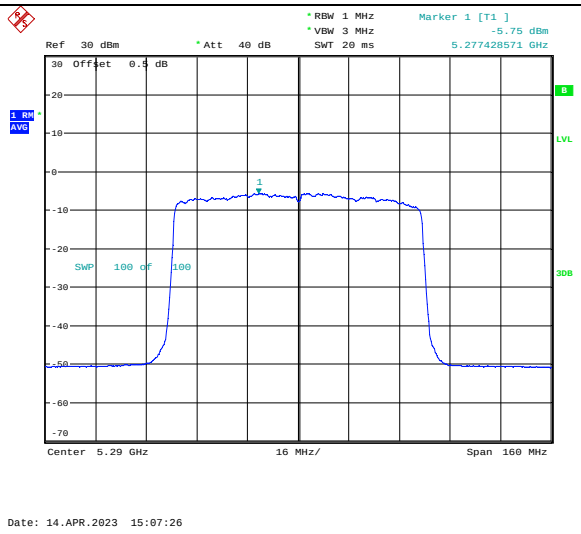

Maximum power spectral density	
802.11ax vht160 Middle Channel (26/0)	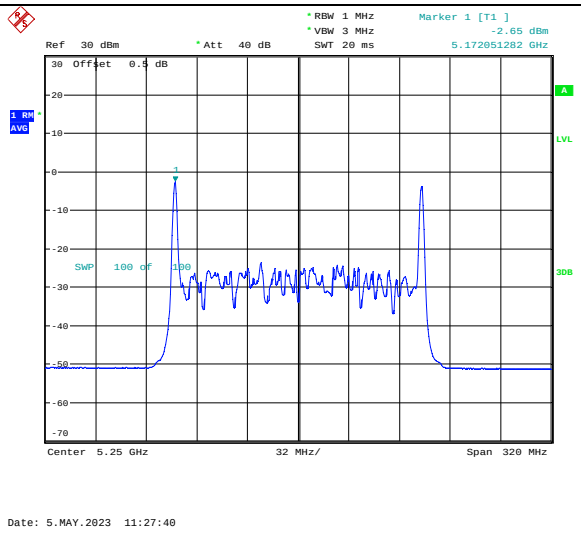
802.11ax vht160 Middle Channel (2*996/67)	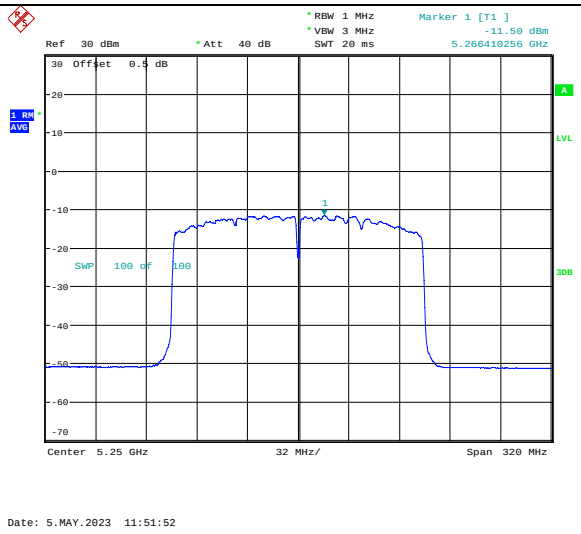

5150-5250 MHz &5250-5350 MHz:

Maximum power spectral density	
802.11ac vht160 Middle Channel	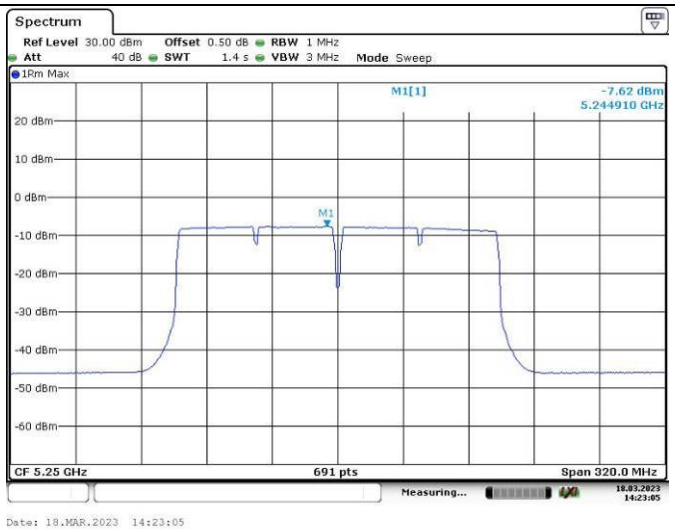

5470-5725 MHz:

Maximum power spectral density	
802.11a 5500MHz	
802.11a 5580MHz	
802.11a 5700MHz	

802.11a 5720MHz	

Maximum power spectral density	
802.11n ht20 5500MHz	
802.11n ht20 5580MHz	
802.11n ht20 5700MHz	

802.11n ht20 5720MHz	

Maximum power spectral density	
802.11n ht40 5510MHz	
802.11n ht40 5550MHz	
802.11n ht40 5670MHz	

802.11n ht40 5710MHz	

Maximum power spectral density	
802.11ac vht80 5530MHz	
802.11ac vht80 5610MHz	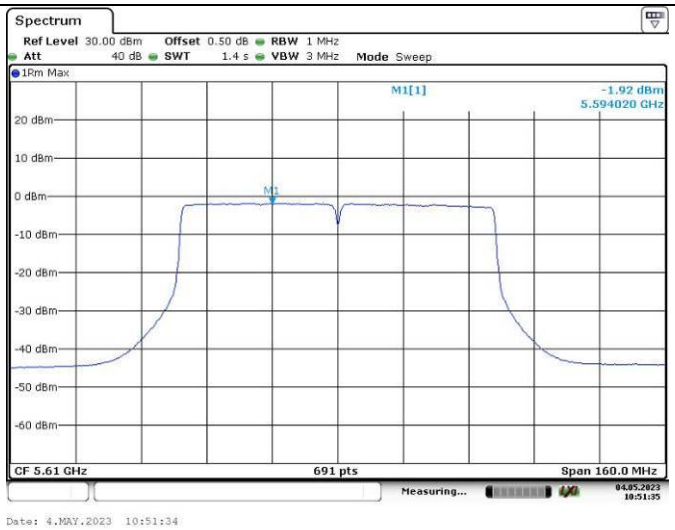
802.11ac vht80 5690MHz	

Maximum power spectral density	
802.11ac vht160 5570M	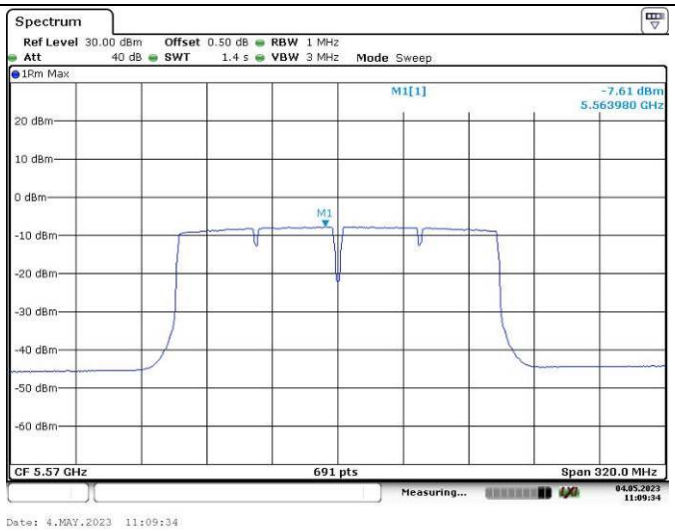

Maximum power spectral density	
802.11ax hew20 5500 MHz (26/0)	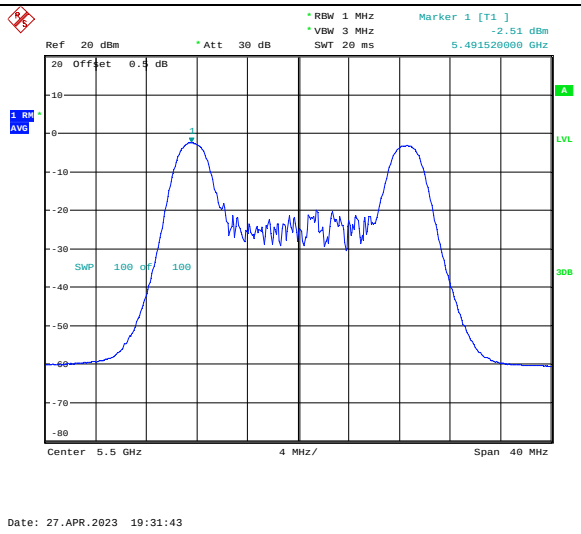
802.11ax hew20 5500 MHz (242/61)	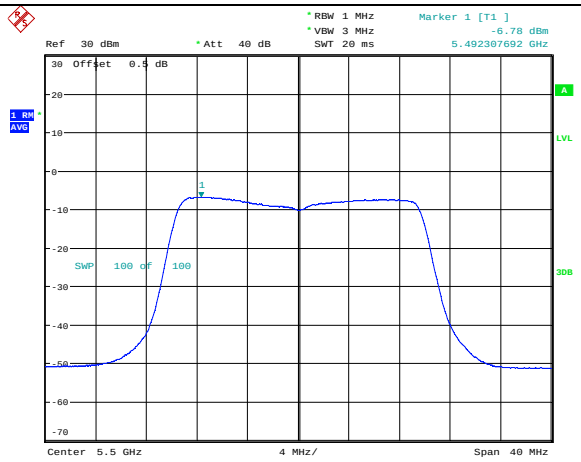
802.11ax hew20 5580 MHz (26/0)	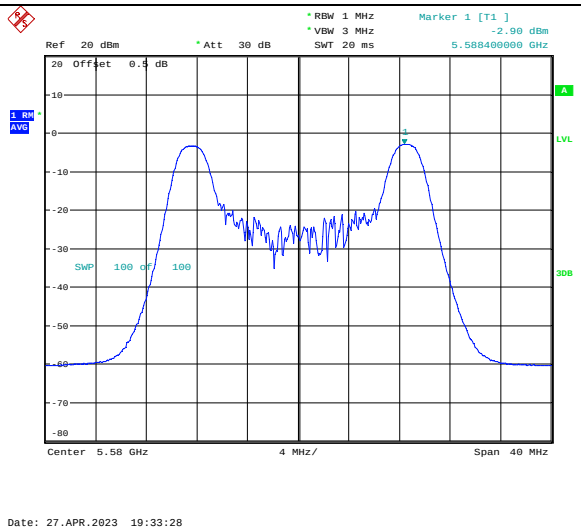

Maximum power spectral density	
802.11ax hew20 5580 MHz (242/61)	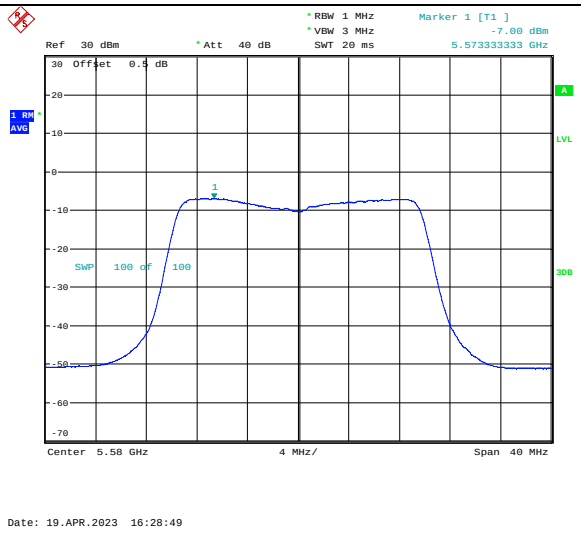
802.11ax hew20 5700 MHz (26/0)	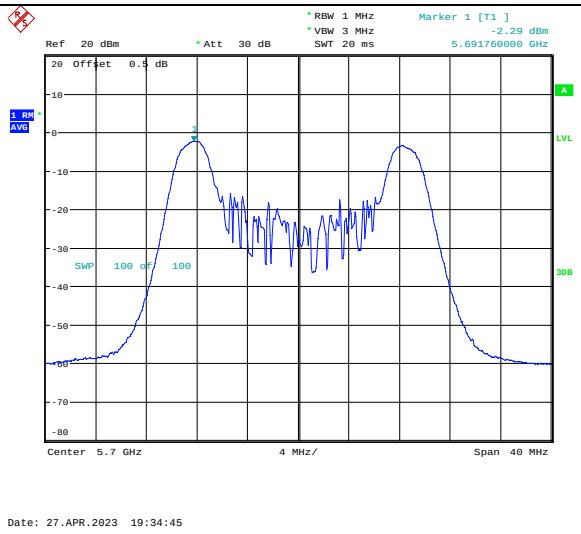
802.11ax hew20 5700 MHz (242/61)	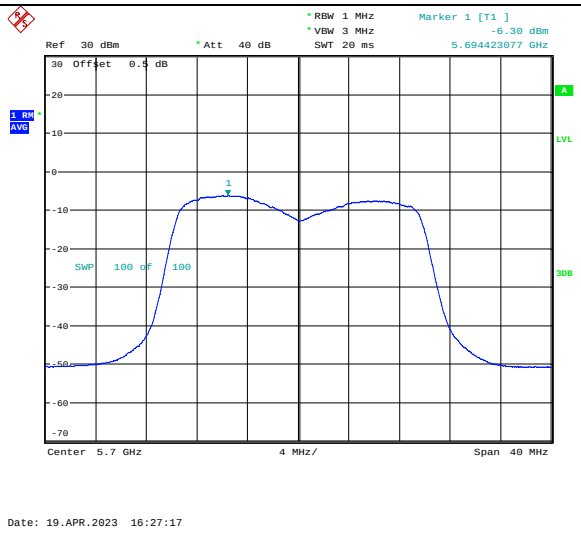

Maximum power spectral density	
802.11ax hew20 5720 MHz (26/8)	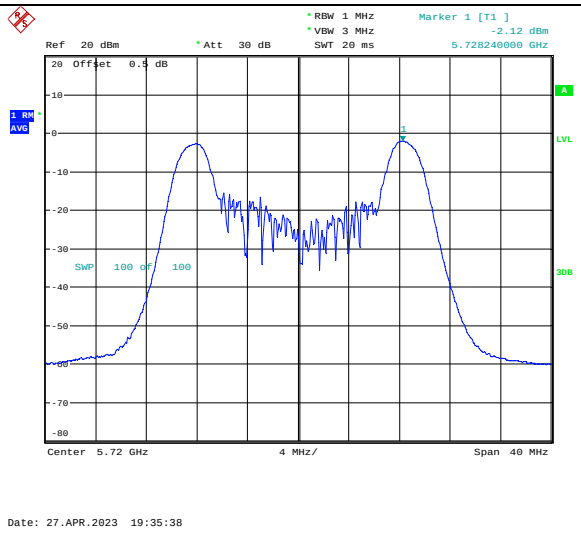
802.11ax hew20 5720 MHz (242/61)	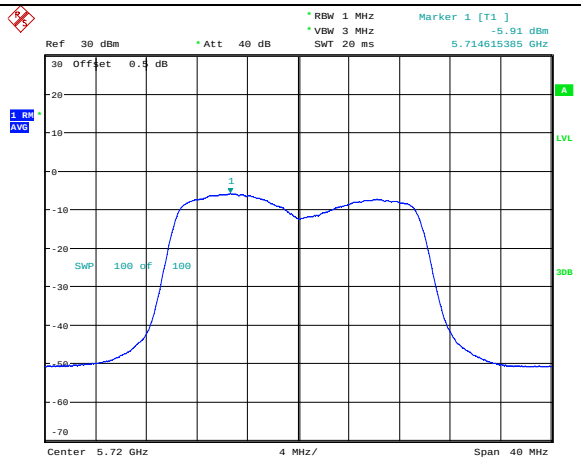
802.11ax hew40 5510 MHz (26/0)	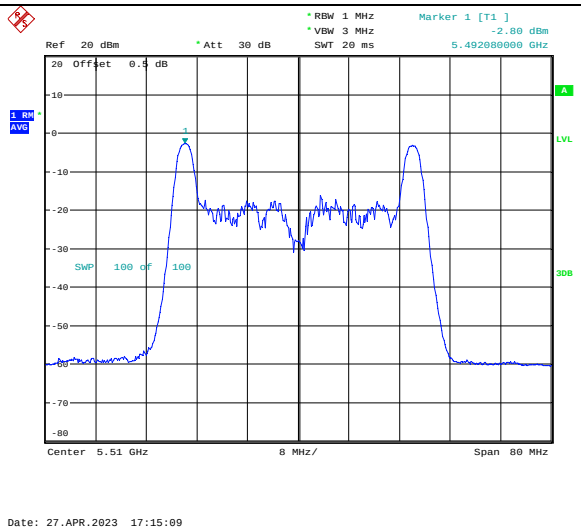

Maximum power spectral density	
802.11ax hew40 5510 MHz (484/65)	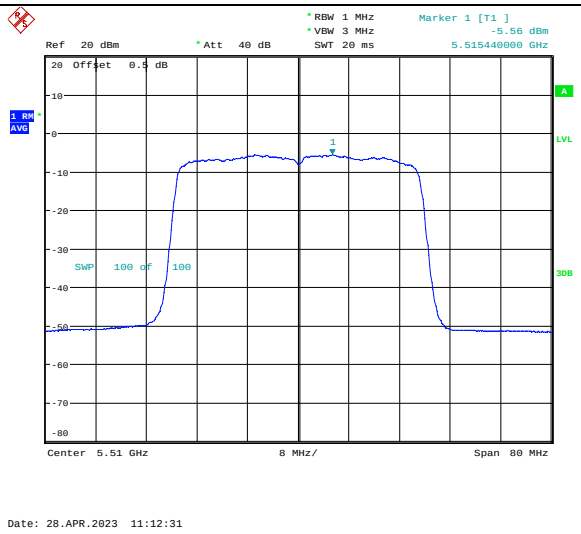
802.11ax hew40 5550 MHz (26/0)	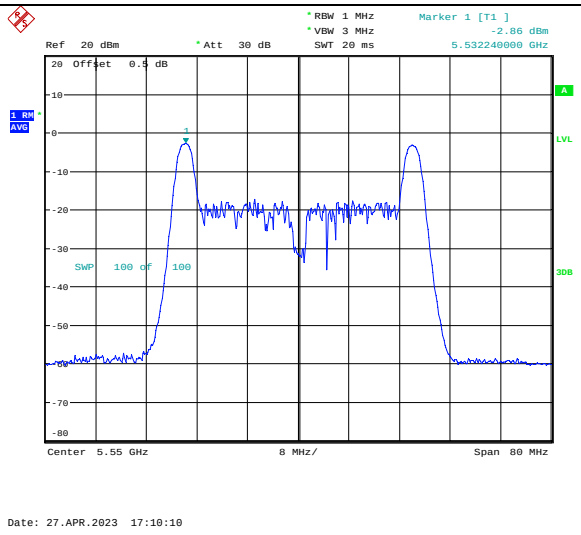
802.11ax hew40 5550 MHz (484/65)	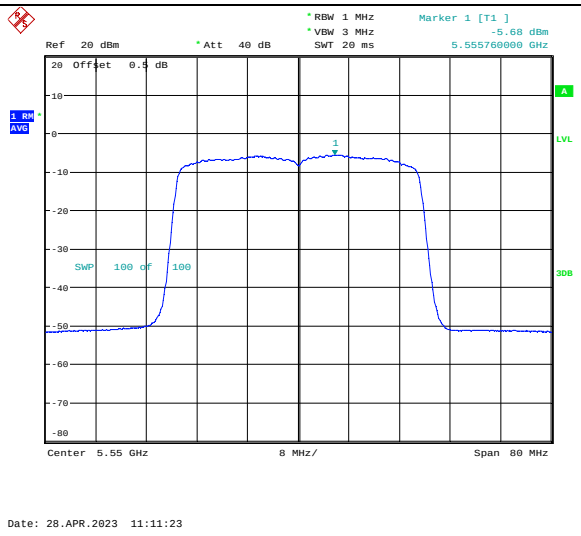

Maximum power spectral density	
802.11ax hew40 5670 MHz (26/0)	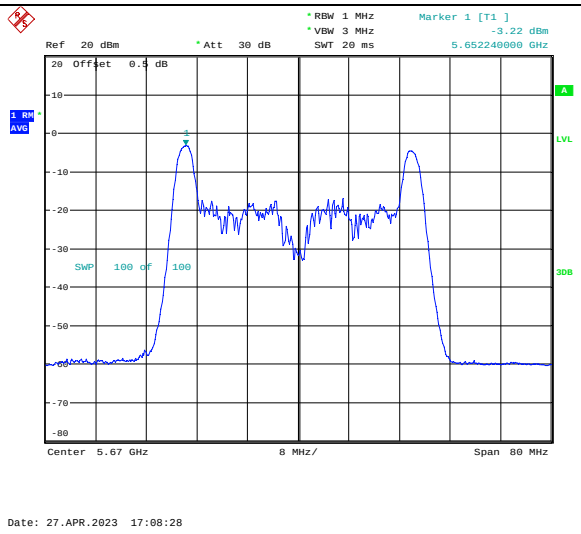
802.11ax hew40 5670 MHz (484/65)	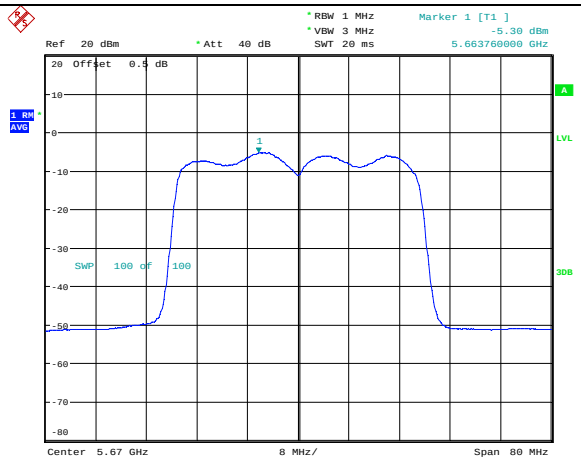
802.11ax hew40 5710 MHz (26/17)	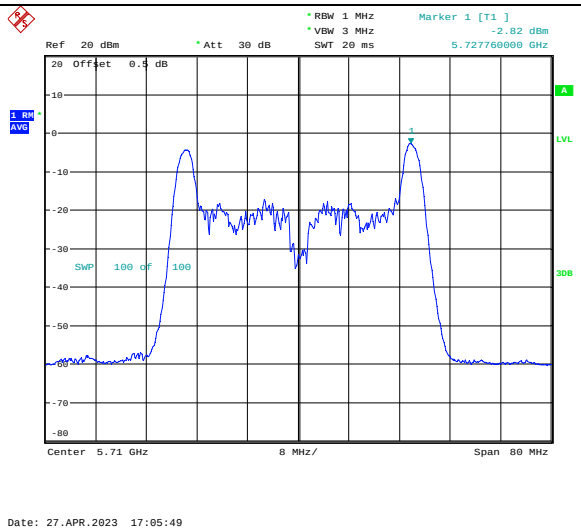

Maximum power spectral density	
802.11ax hew40 5710 MHz (484/65)	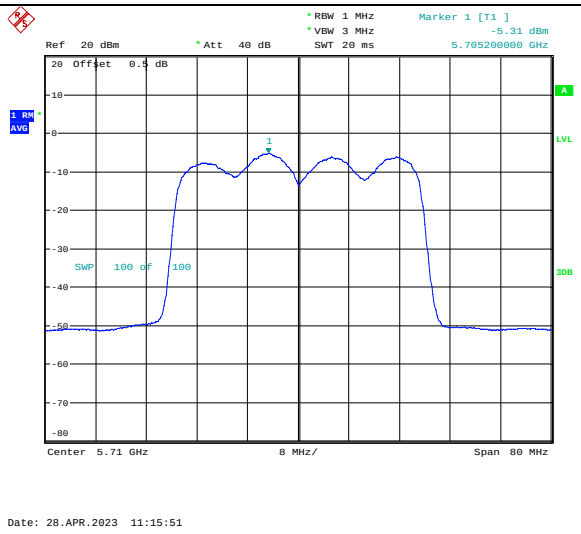
802.11ax hew80 5530 MHz (26/0)	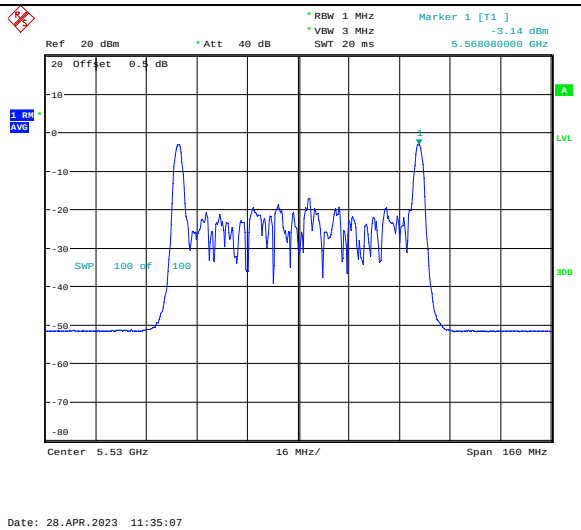
802.11ax hew80 5530 MHz (996/67)	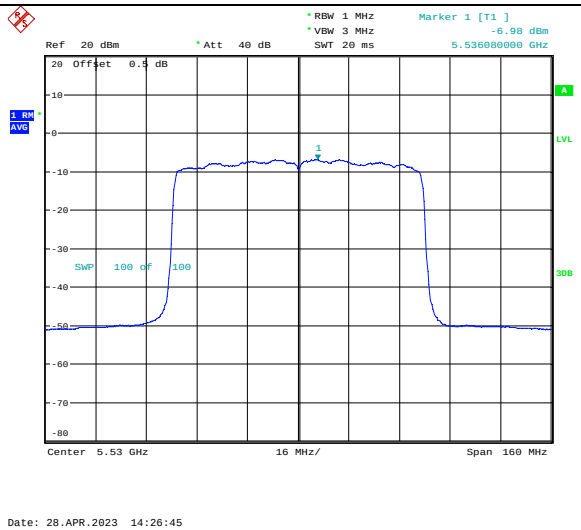

Maximum power spectral density	
802.11ax hew80 5610 MHz (26/0)	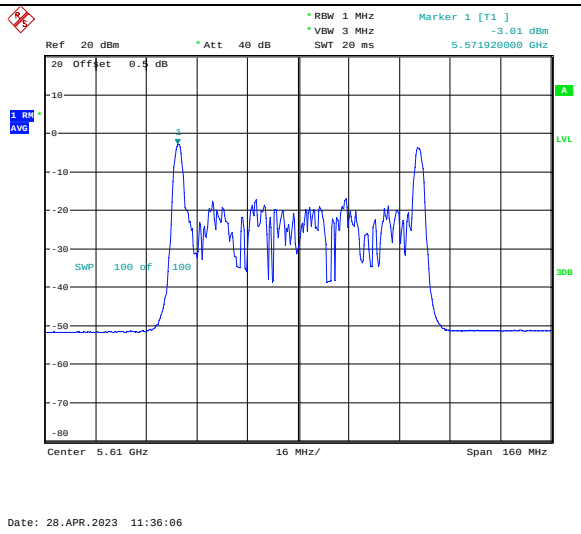
802.11ax hew80 5610 MHz (996/67)	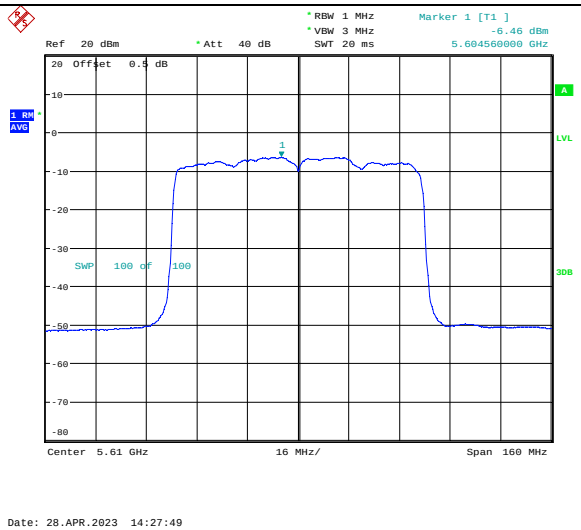
802.11ax hew80 5690 MHz (26/0)	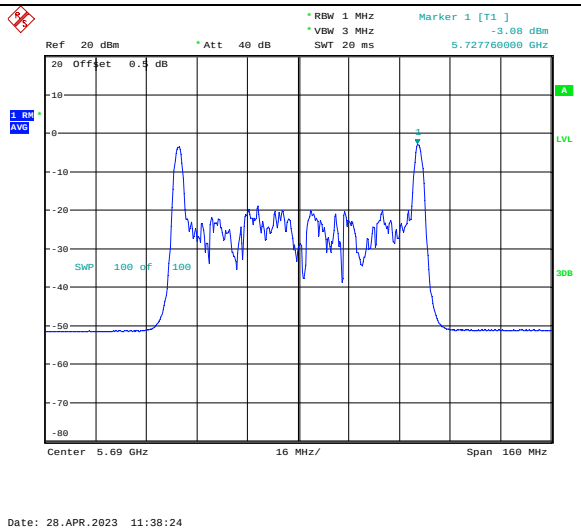

Maximum power spectral density	
802.11ax hew80 5690 MHz (996/67)	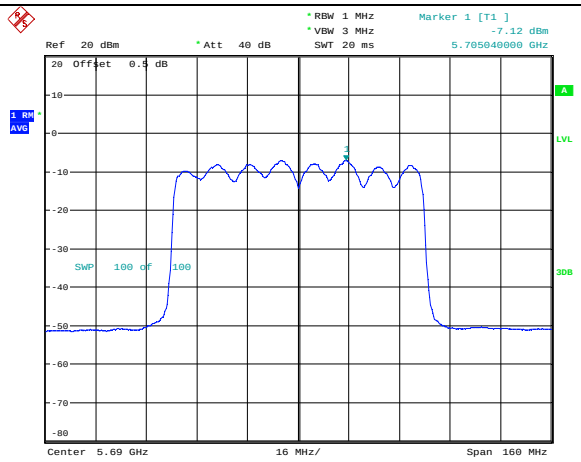
802.11ax vht160 5570 MHz (26/0)	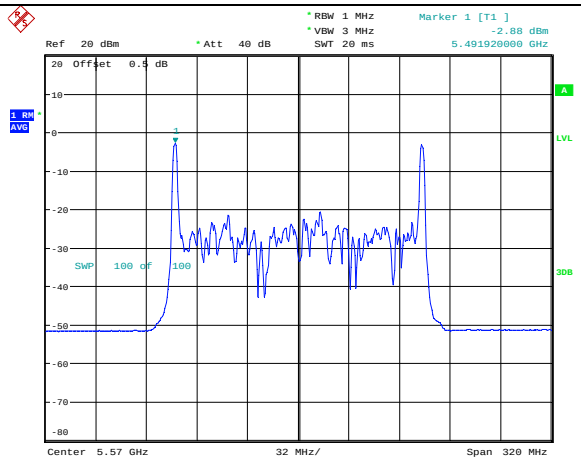
802.11ax vht160 5570 MHz (2*996/67)	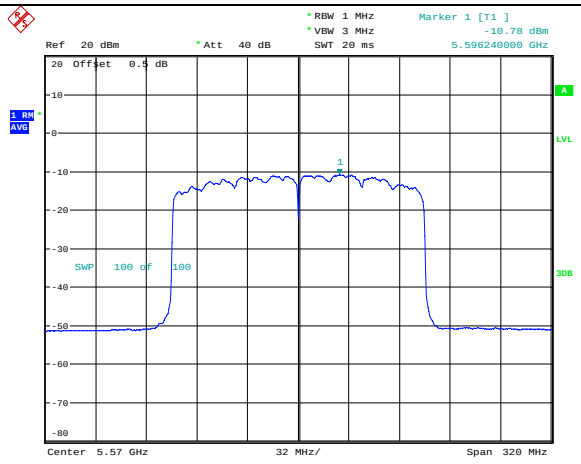

5725-5850MHz

Maximum power spectral density	
802.11a Lowest Channel	
802.11a Middle Channel	
802.11a Highest Channel	

Maximum power spectral density	
802.11n ht20 Lowest Channel	
802.11n ht20 Middle Channel	
802.11n ht20 Highest Channel	

Maximum power spectral density	
802.11n ht40 Lowest Channel	
802.11n ht40 Highest Channel	
802.11ac vht80 Middle Channel	

Maximum power spectral density	
802.11ax hew20 Lowest Channel (26/0)	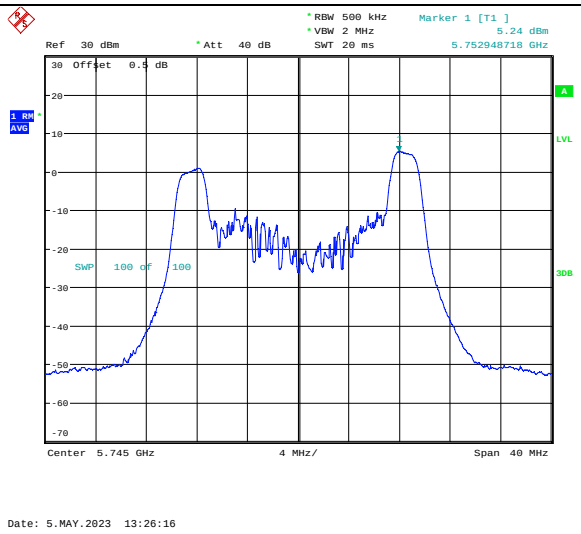
802.11ax hew20 Lowest Channel (242/61)	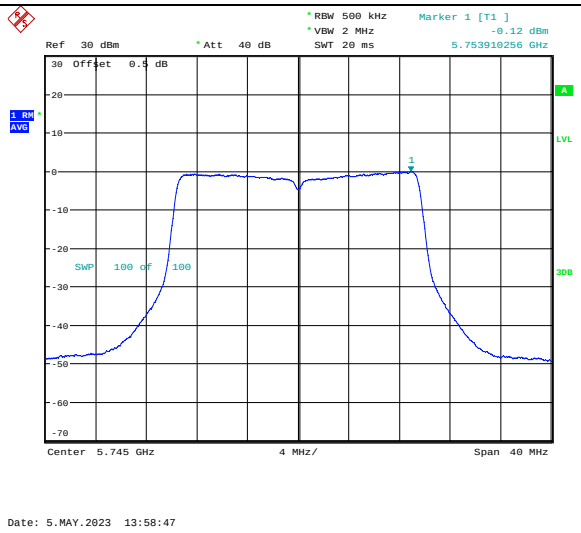
802.11ax hew20 Middle Channel (26/0)	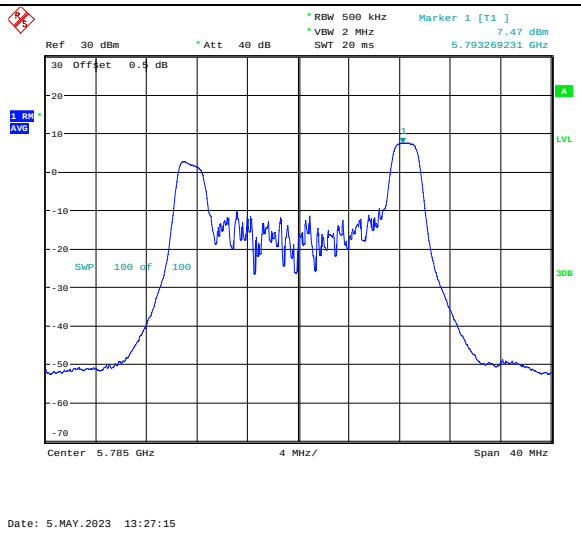

Maximum power spectral density	
802.11ax hew20 Middle Channel (242/61)	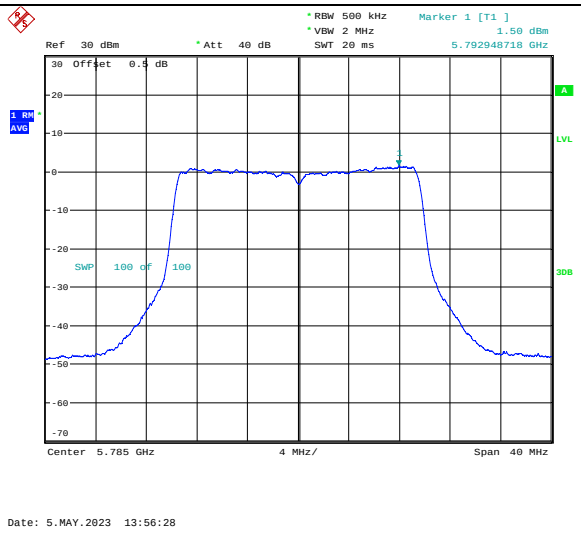
802.11ax hew20 Highest Channel (26/8)	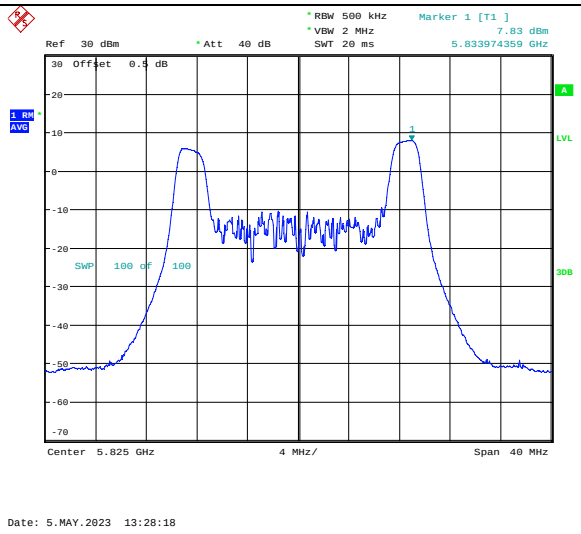
802.11ax hew20 Highest Channel (242/61)	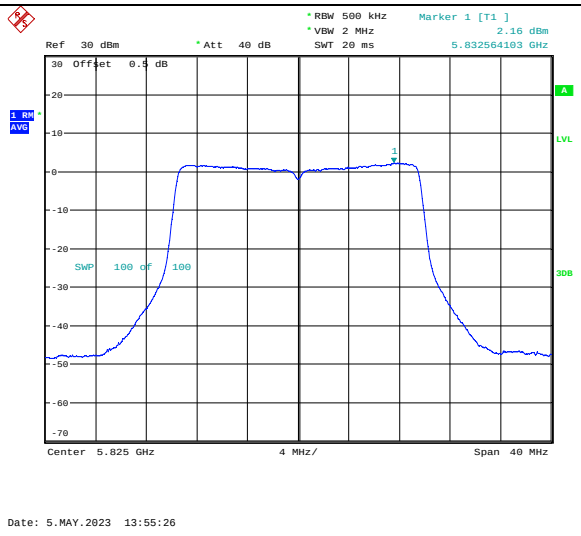

Maximum power spectral density	
802.11ax hew40 Lowest Channel (26/0)	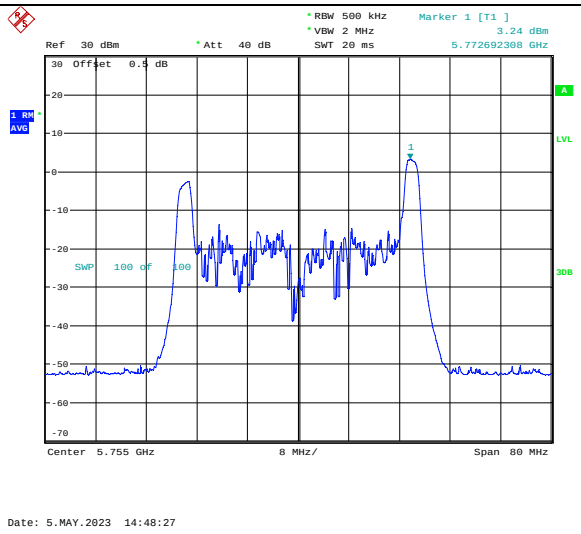
802.11ax hew40 Lowest Channel (484/65)	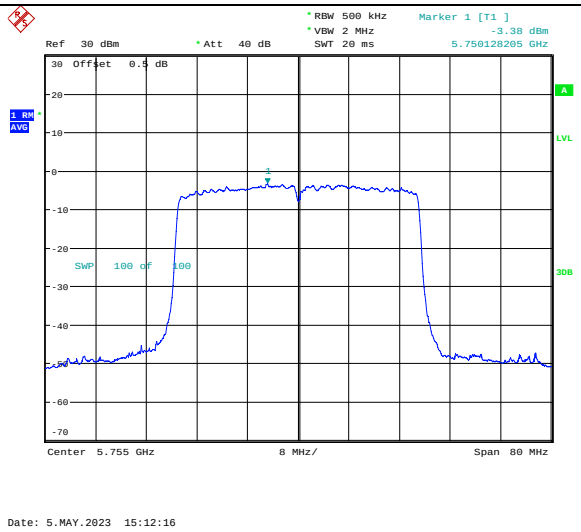
802.11ax hew40 Highest Channel (26/17)	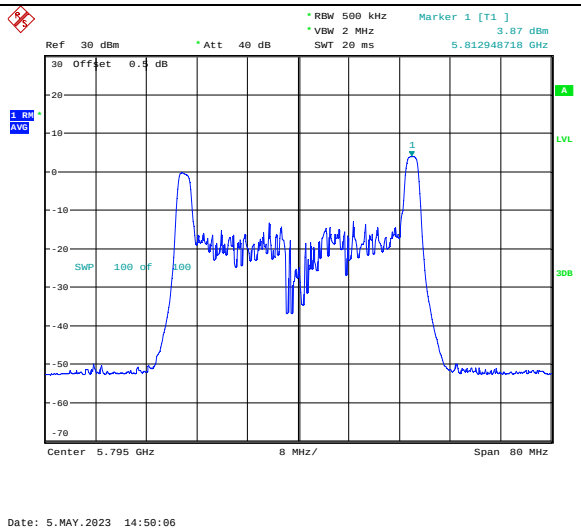

Maximum power spectral density	
802.11ax hew40 Highest Channel (484/65)	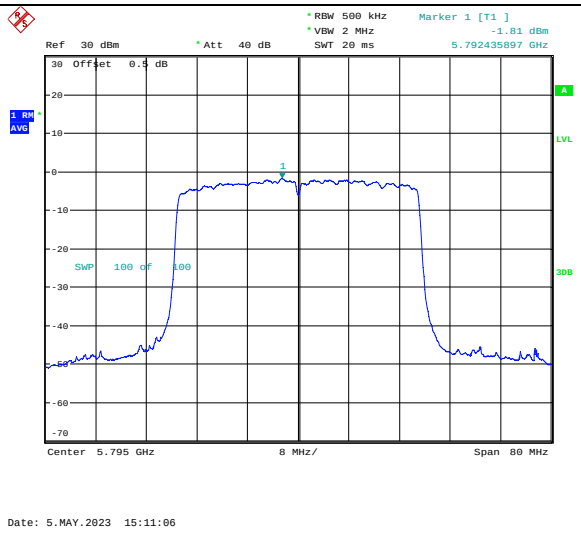
802.11ax hew80 Middle Channel (26/0)	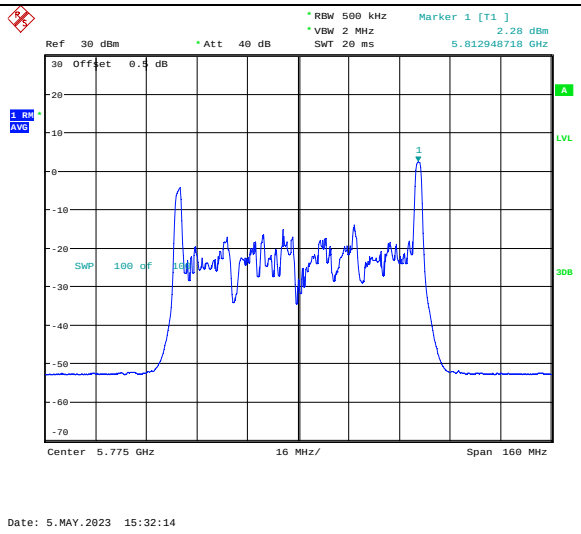
802.11ax hew80 Middle Channel (996/67)	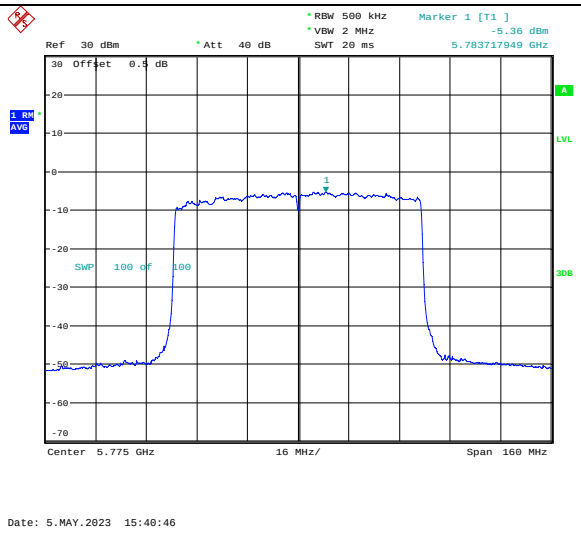

Chain 1:
5150-5250MHz:

Maximum power spectral density	
802.11a Lowest Channel	
802.11a Middle Channel	
802.11a Highest Channel	

Maximum power spectral density	
802.11n ht20 Lowest Channel	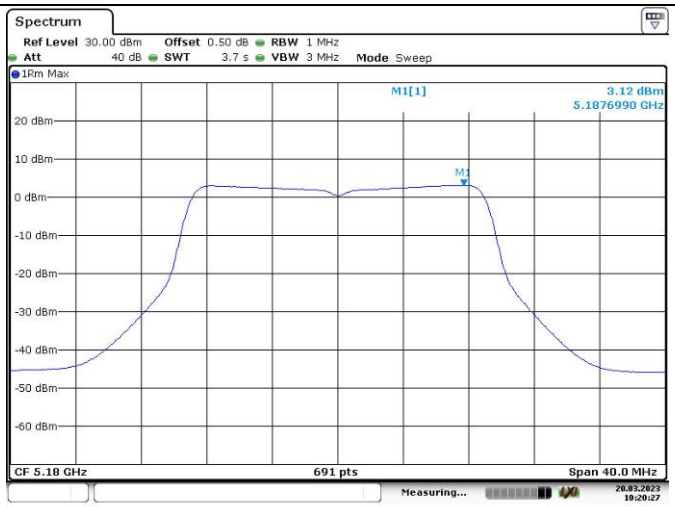
802.11n ht20 Middle Channel	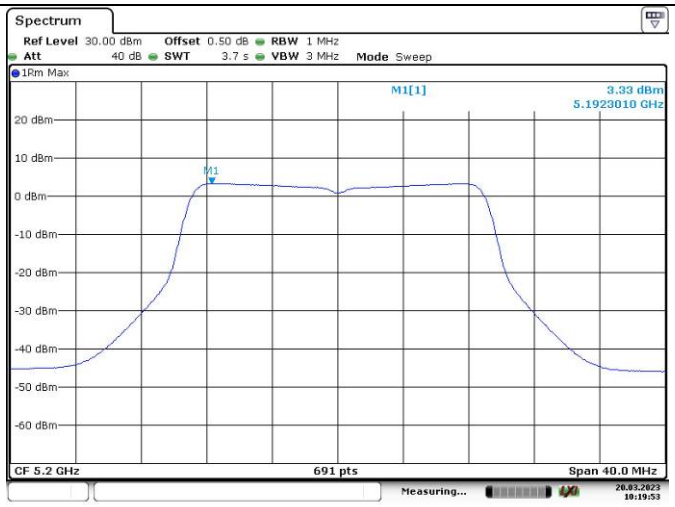
802.11n ht20 Highest Channel	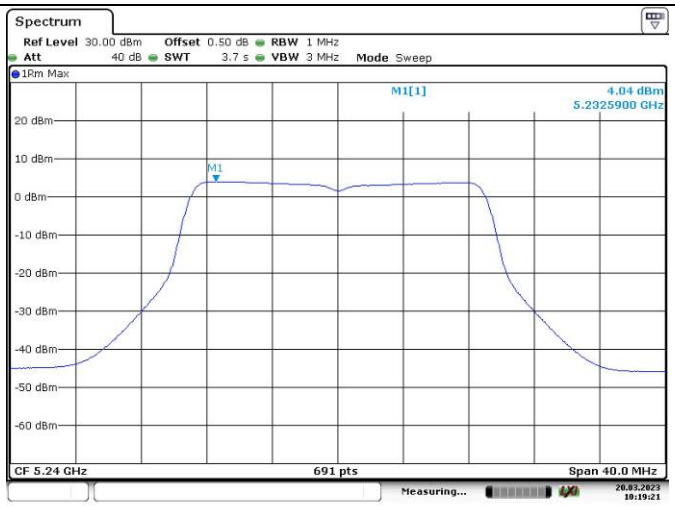

Maximum power spectral density	
802.11n ht40 Lowest Channel	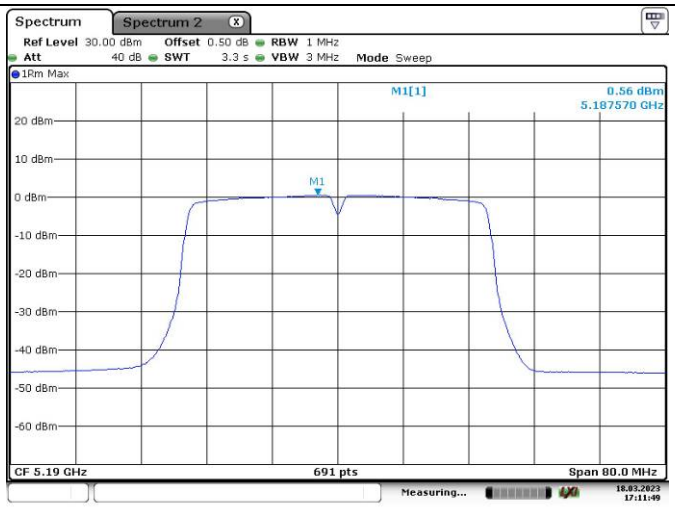
802.11n ht40 Highest Channel	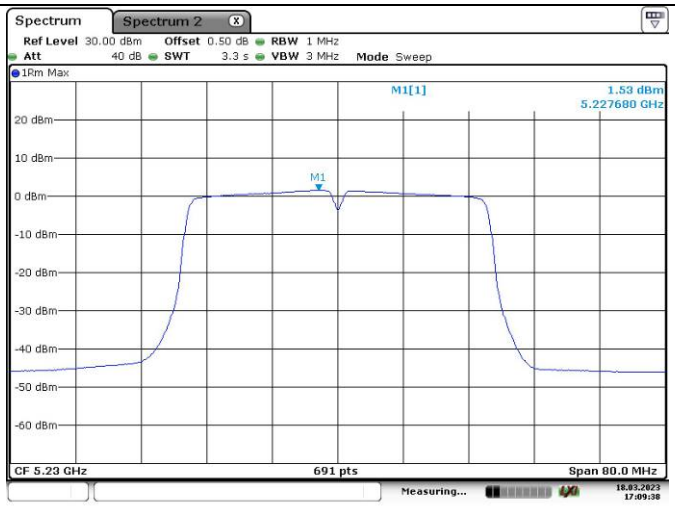
802.11ac vht80 Middle Channel	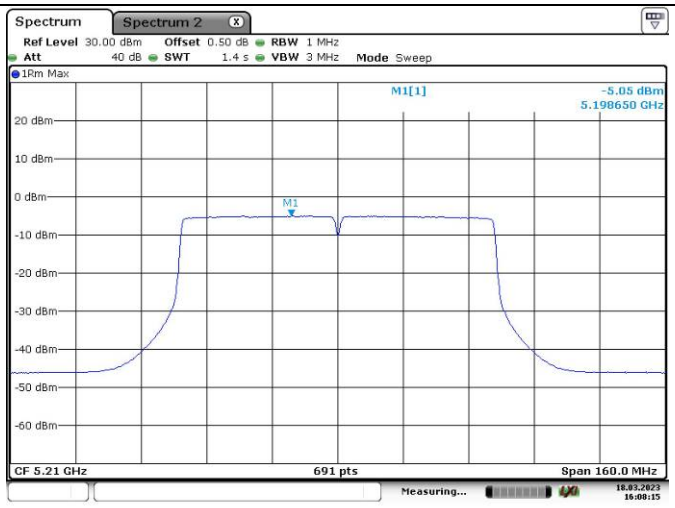

Maximum power spectral density	
802.11ax hew20 Lowest Channel (26/0)	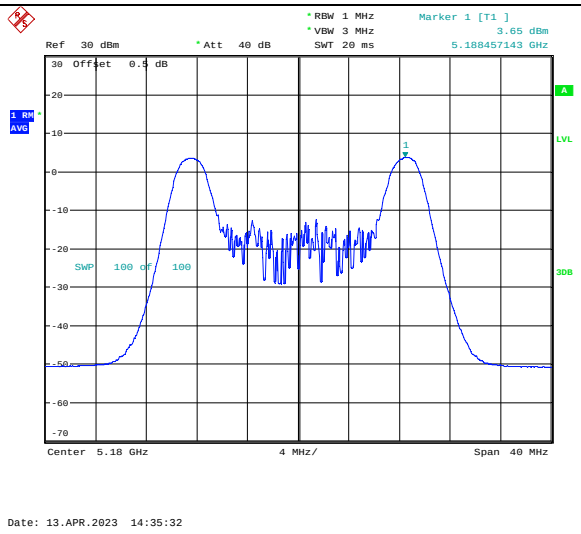
802.11ax hew20 Lowest Channel (242/61)	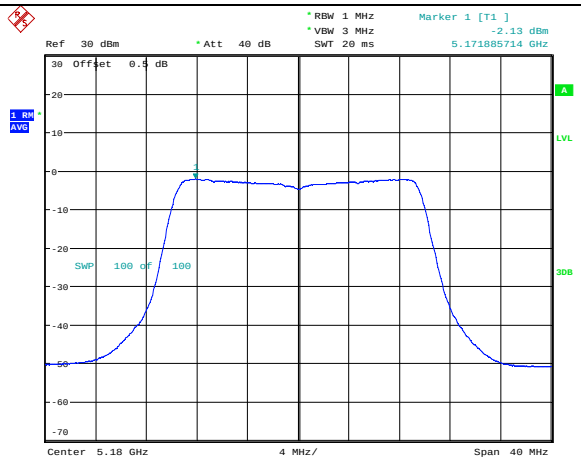
802.11ax hew20 Middle Channel (26/0)	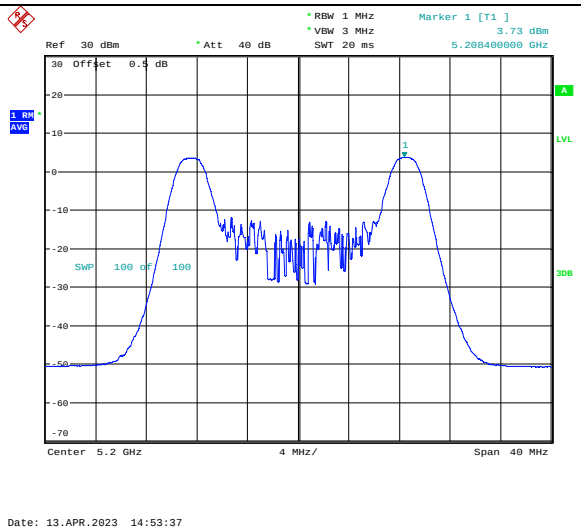

Maximum power spectral density	
802.11ax hew20 Middle Channel (242/61)	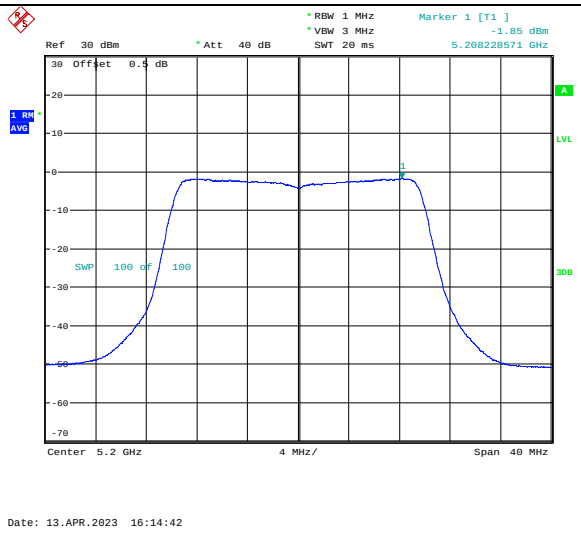
802.11ax hew20 Highest Channel (26/8)	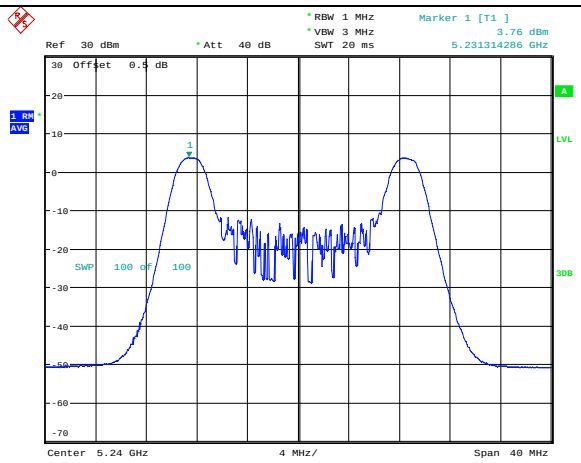
802.11ax hew20 Highest Channel (242/61)	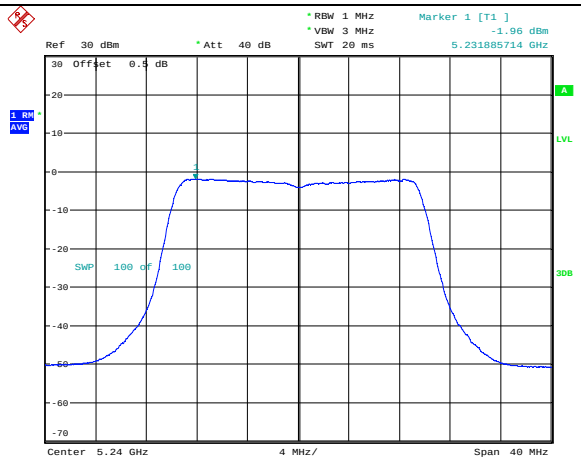

Maximum power spectral density	
802.11ax hew40 Lowest Channel (26/0)	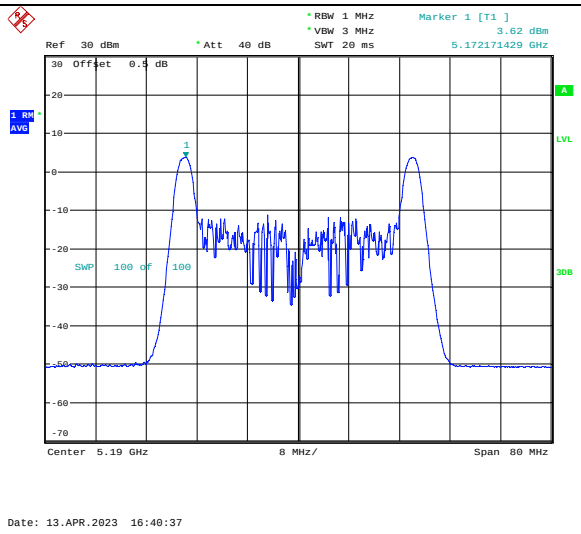
802.11ax hew40 Lowest Channel (484/65)	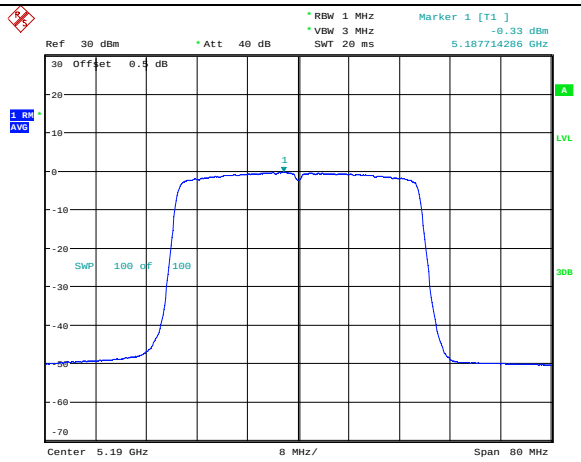
802.11ax hew40 Highest Channel (26/17)	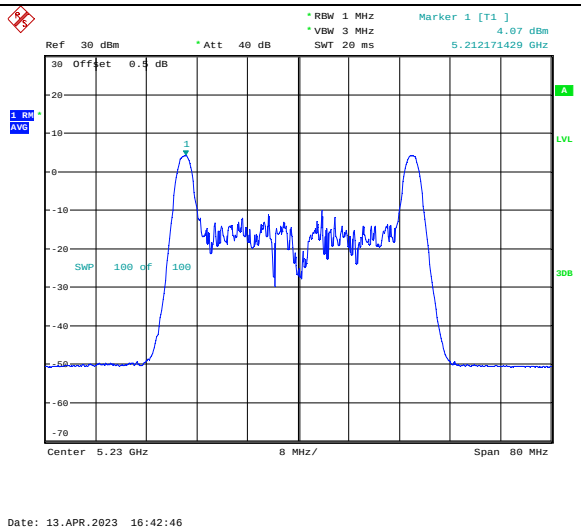

Maximum power spectral density	
802.11ax hew40 Highest Channel (484/65)	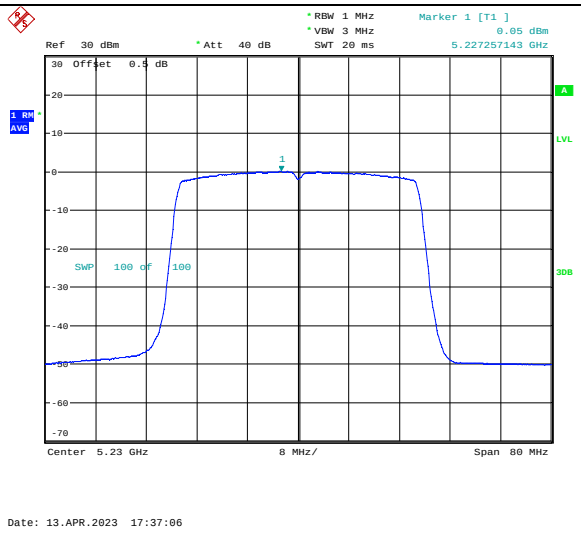
802.11ax hew80 Middle Channel (26/0)	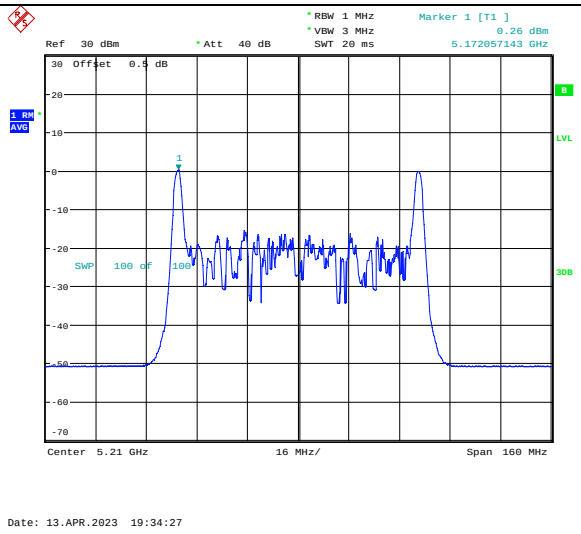
802.11ax hew80 Middle Channel (996/67)	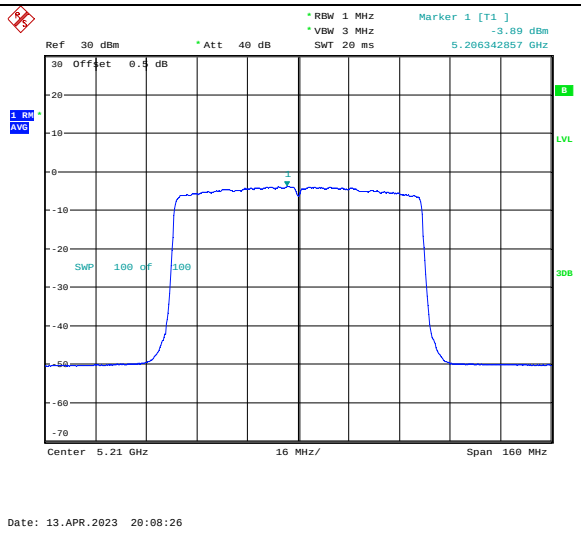

5250-5350MHz:

Maximum power spectral density	
802.11a Lowest Channel	
802.11a Middle Channel	
802.11a Highest Channel	

Maximum power spectral density	
802.11n ht20 Lowest Channel	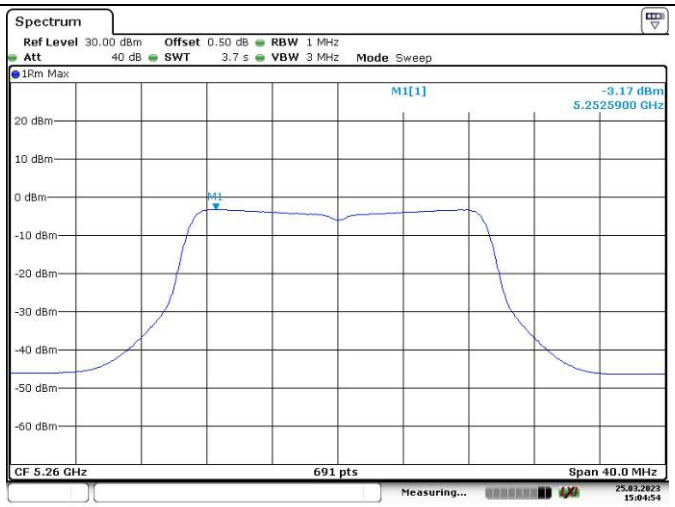
802.11n ht20 Middle Channel	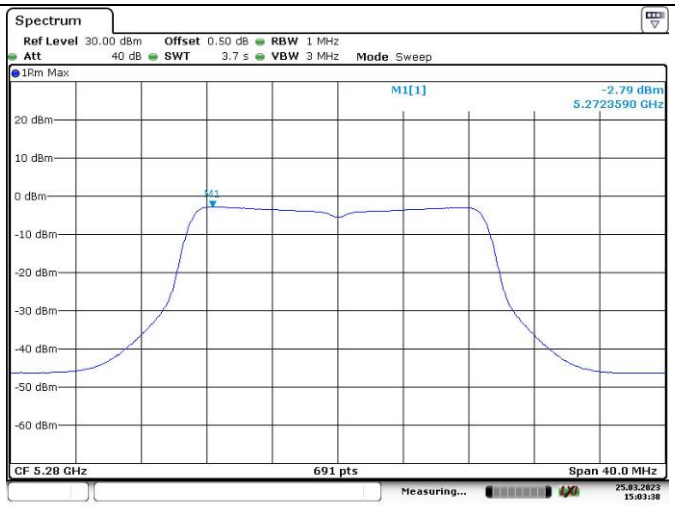
802.11n ht20 Highest Channel	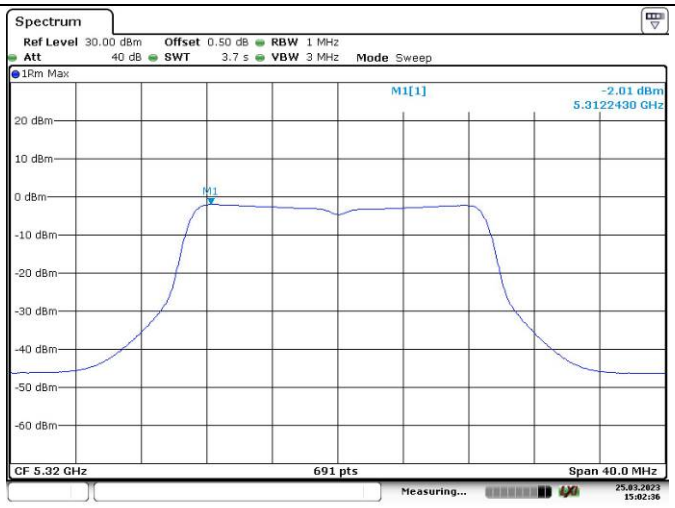

Maximum power spectral density	
802.11n ht40 Lowest Channel	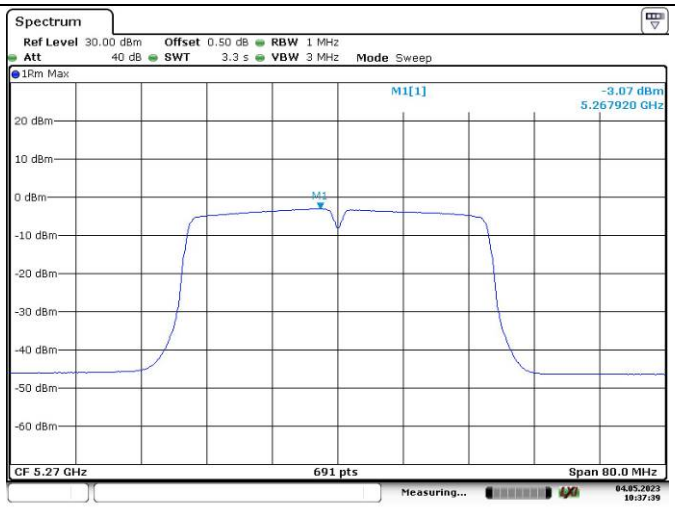
802.11n ht40 Highest Channel	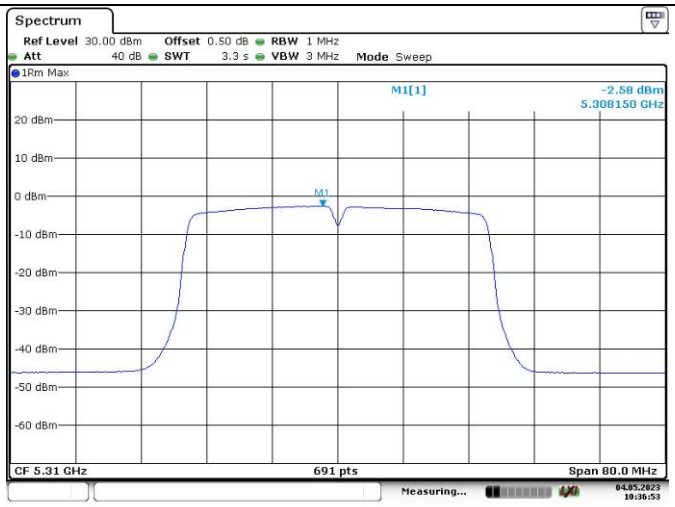
802.11ac vht80 Middle Channel	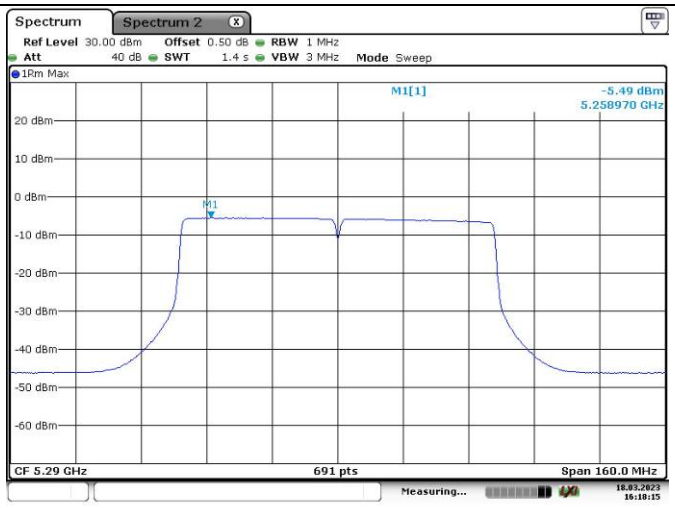

Maximum power spectral density	
802.11ax hew20 Lowest Channel (26/0)	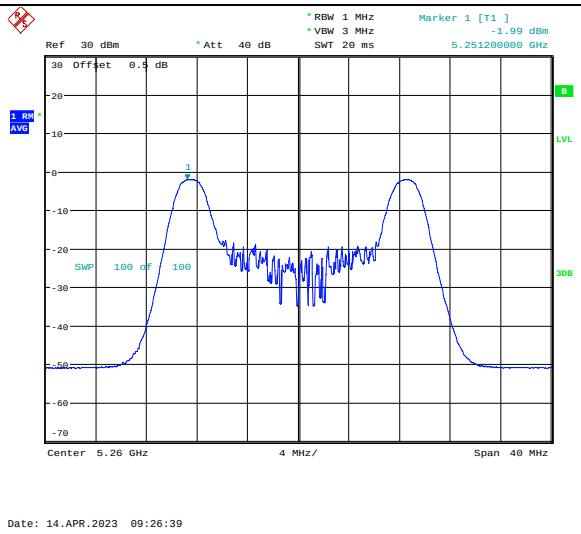
802.11ax hew20 Lowest Channel (242/61)	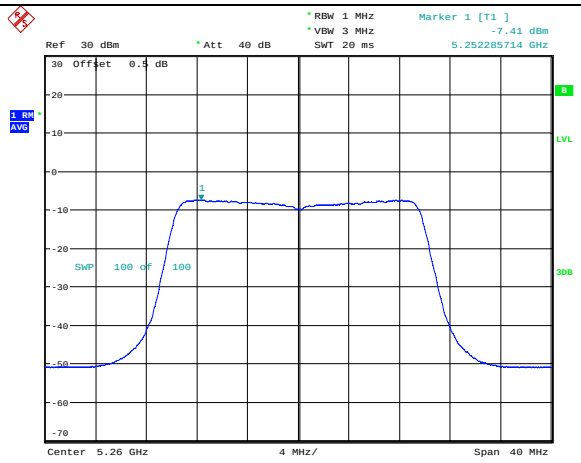
802.11ax hew20 Middle Channel (26/0)	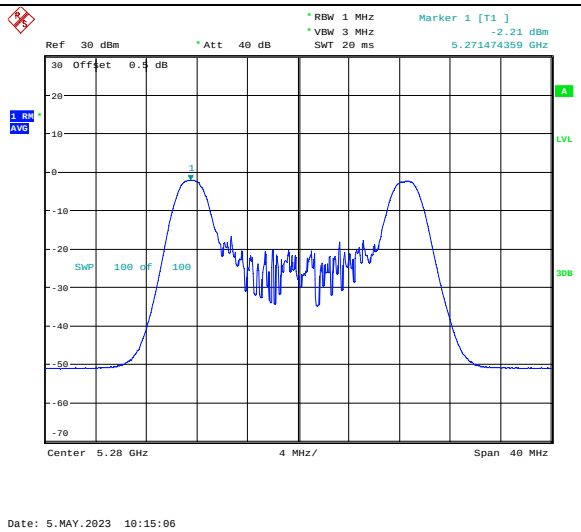

Maximum power spectral density	
802.11ax hew20 Middle Channel (242/61)	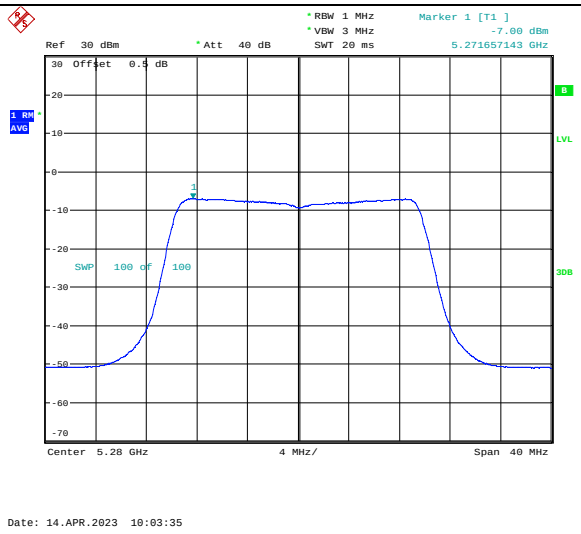
802.11ax hew20 Highest Channel (26/8)	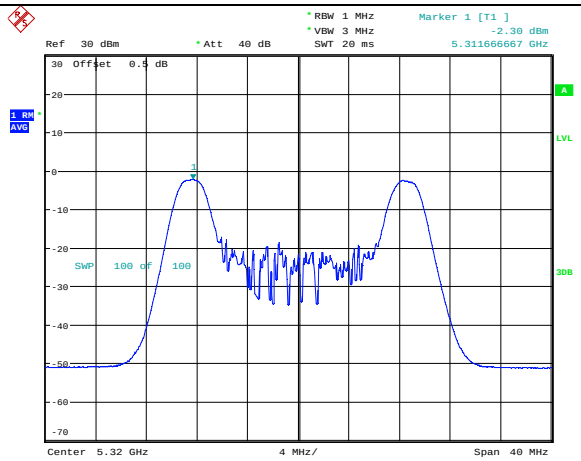
802.11ax hew20 Highest Channel (242/61)	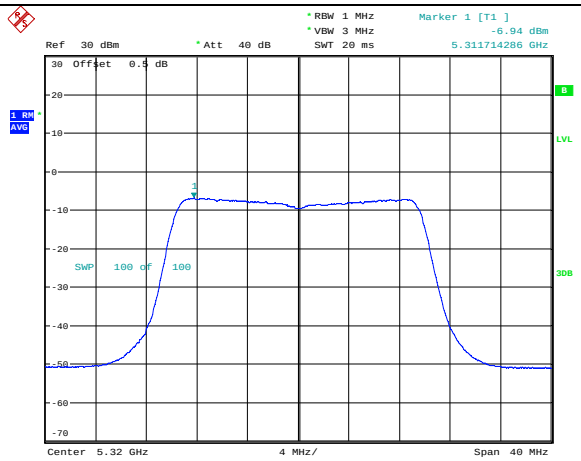

Maximum power spectral density	
802.11ax hew40 Lowest Channel (26/0)	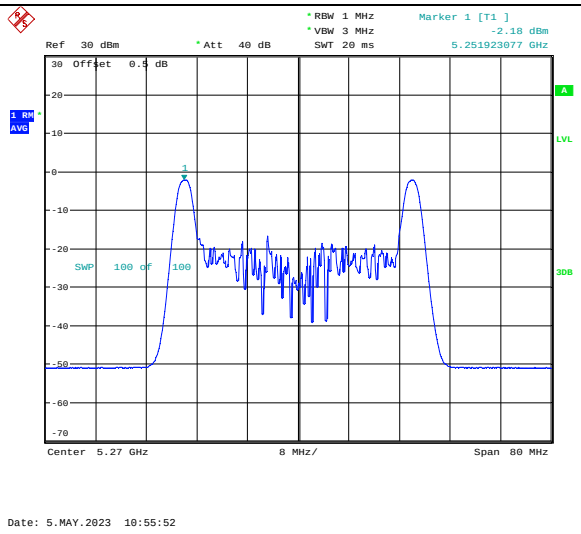
802.11ax hew40 Lowest Channel (484/65)	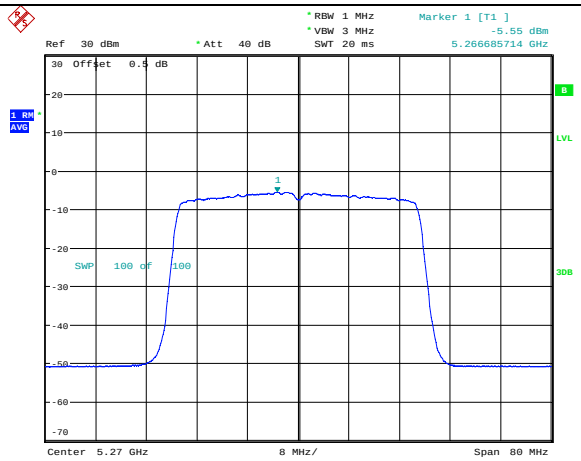
802.11ax hew40 Highest Channel (26/17)	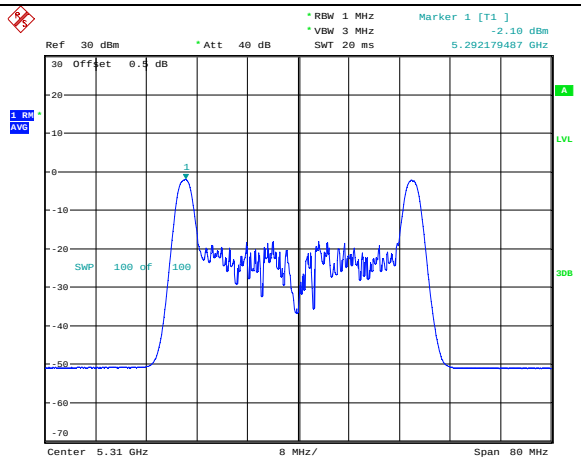

Maximum power spectral density	
802.11ax hew40 Highest Channel (484/65)	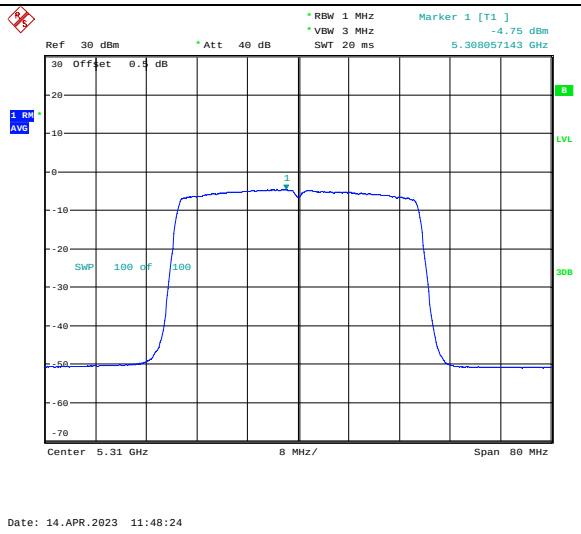
802.11ax hew80 Middle Channel (26/0)	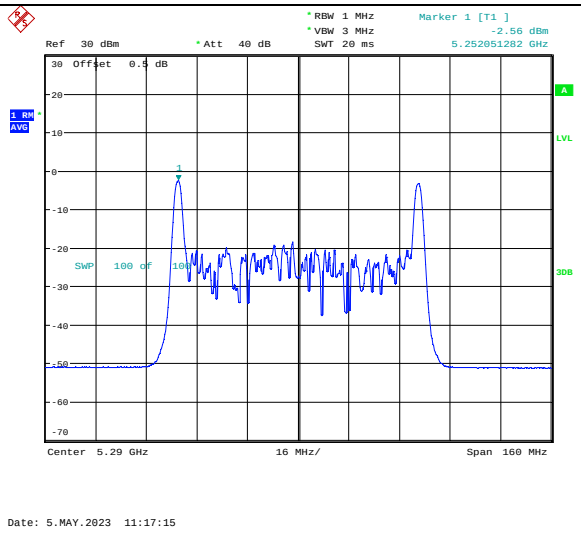
802.11ax hew80 Middle Channel (996/67)	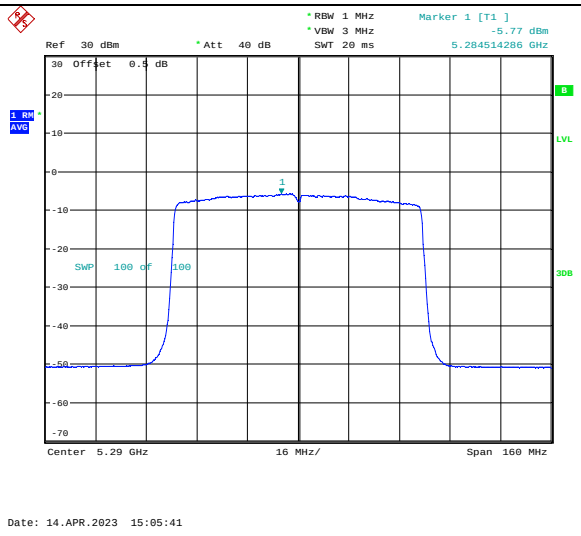

Maximum power spectral density	
802.11ax vht160 Middle Channel (26/0)	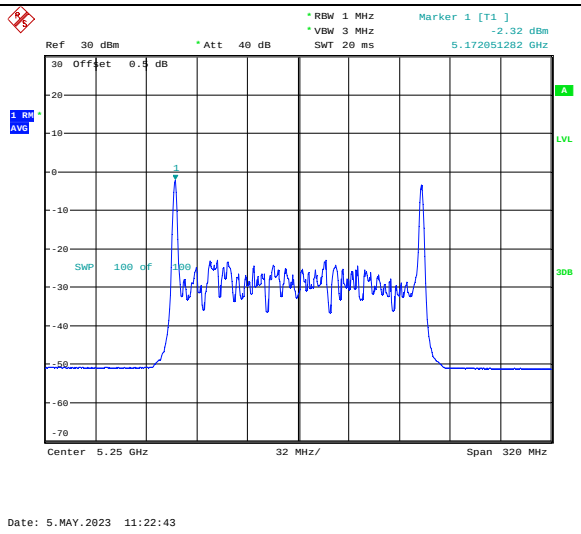
802.11ax vht160 Middle Channel (2*996/67)	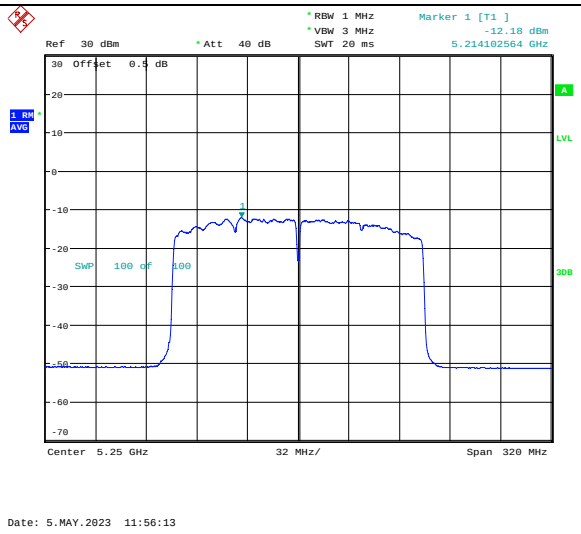

5150-5250 MHz &5250-5350 MHz:

Maximum power spectral density	
802.11ac vht160 Middle Channel	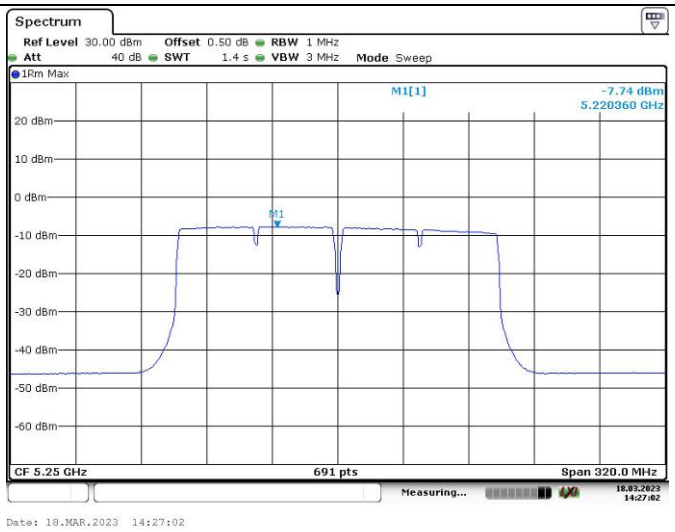

5470-5725 MHz:

Maximum power spectral density	
802.11a 5500MHz	
802.11a 5580MHz	
802.11a 5700MHz	

802.11a 5720MHz	

Maximum power spectral density	
802.11n ht20 5500MHz	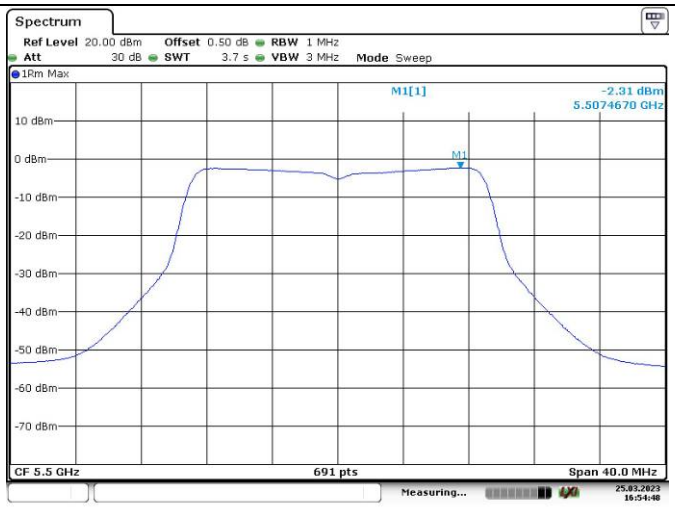
802.11n ht20 5580MHz	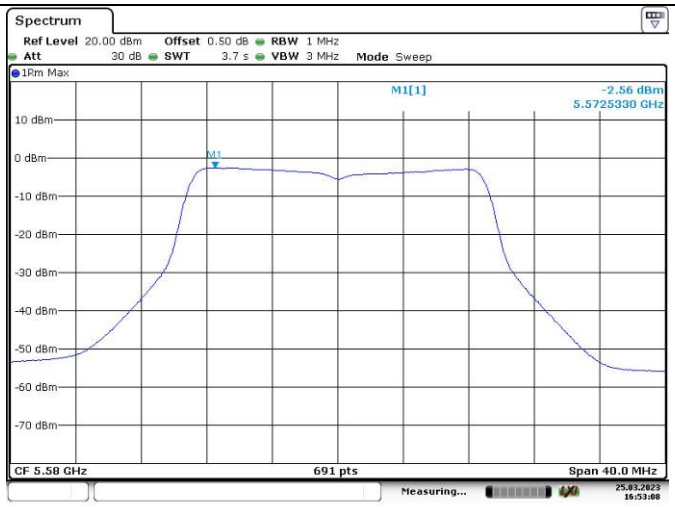
802.11n ht20 5700MHz	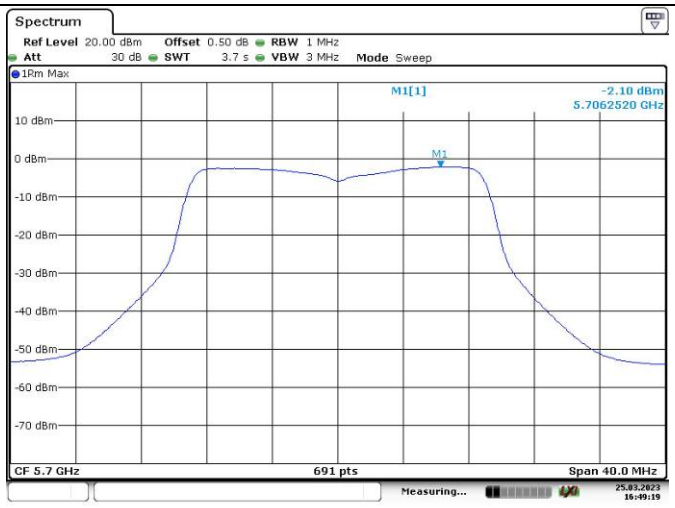

802.11n ht20 5720MHz	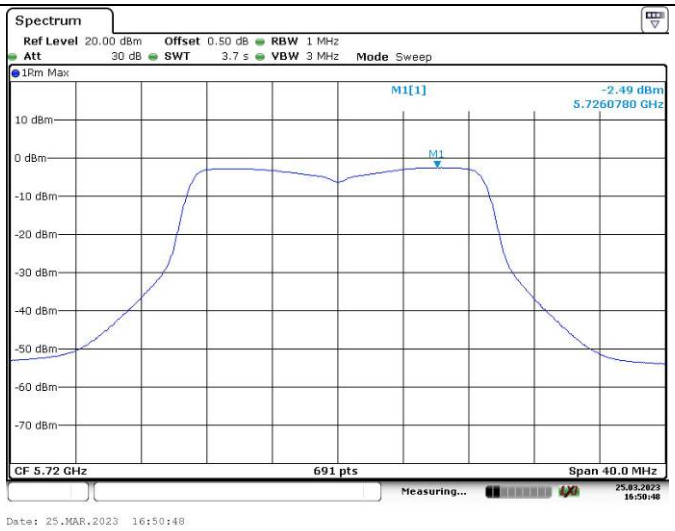

Maximum power spectral density	
802.11n ht40 5510MHz	
802.11n ht40 5550MHz	
802.11n ht40 5670MHz	

802.11n ht40 5710MHz	

Maximum power spectral density	
802.11ac vht80 5530MHz	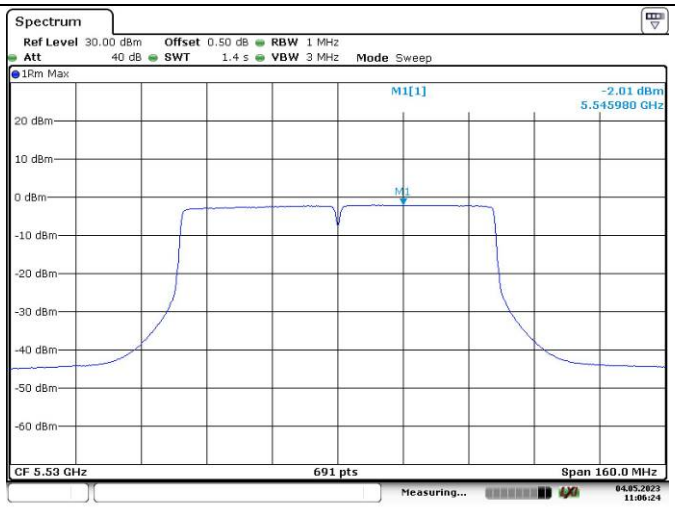
802.11ac vht80 5610MHz	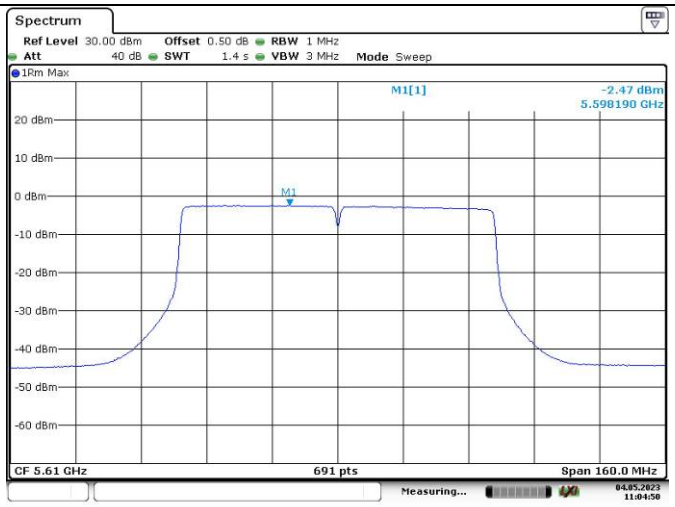
802.11ac vht80 5690MHz	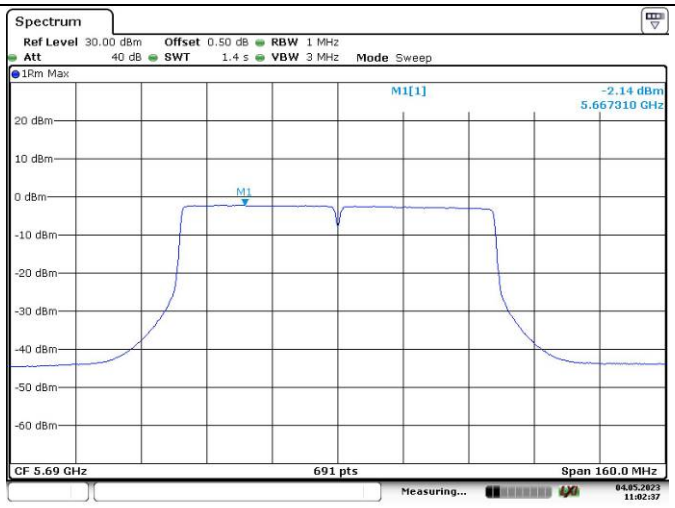

Maximum power spectral density	
802.11ac vht160 5570M	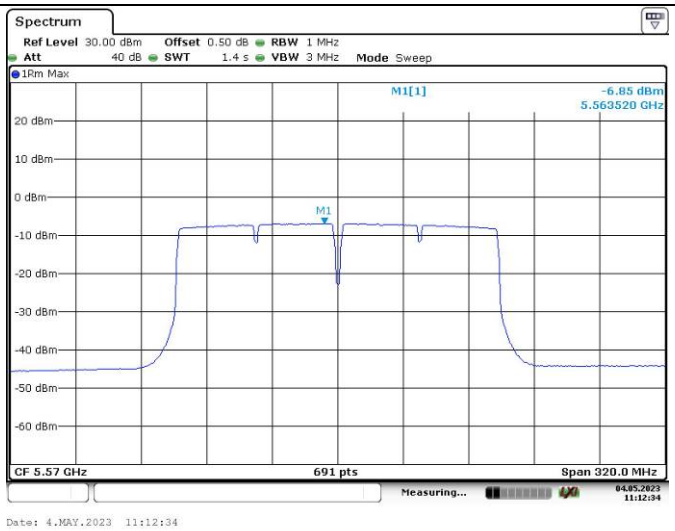

Maximum power spectral density	
802.11ax hew20 5500 MHz (26/0)	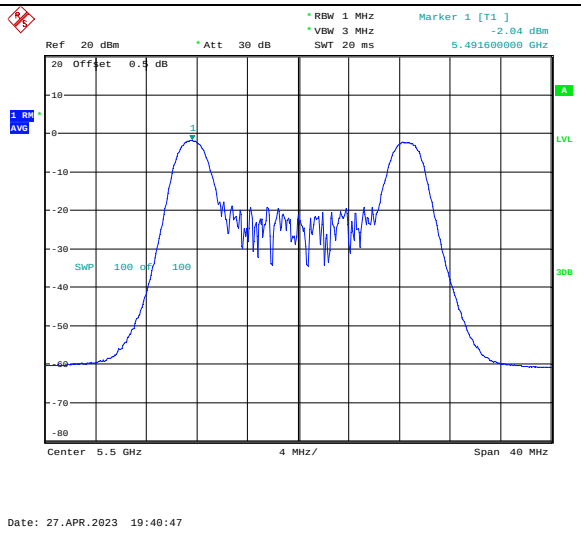
802.11ax hew20 5500 MHz (242/61)	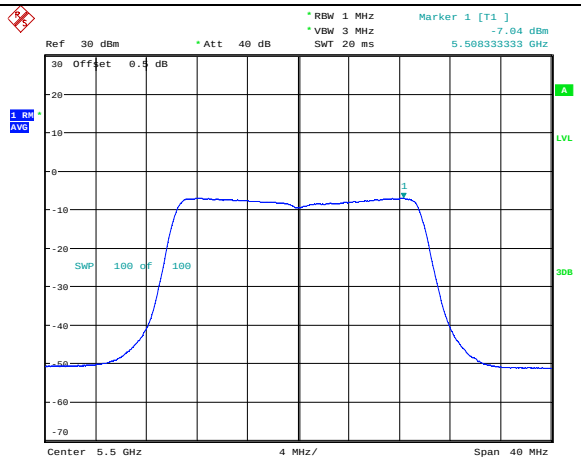
802.11ax hew20 5580 MHz (26/0)	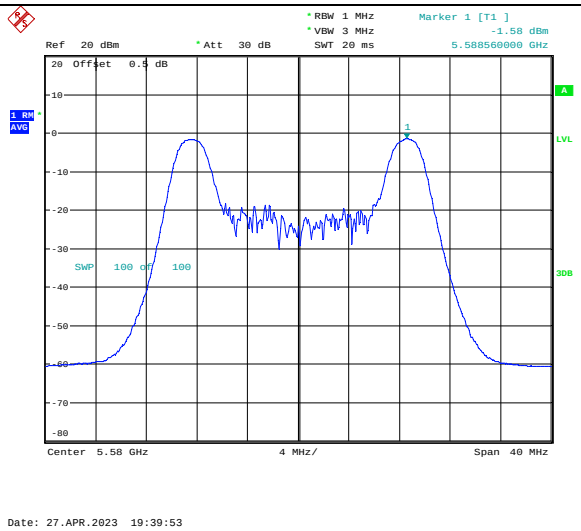

Maximum power spectral density	
802.11ax hew20 5580 MHz (242/61)	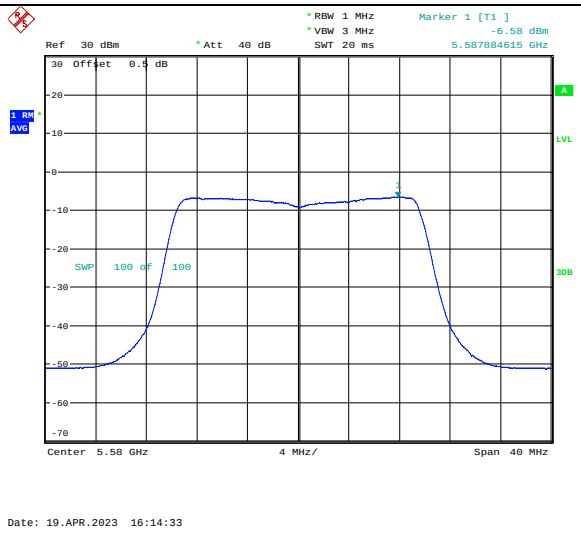
802.11ax hew20 5700 MHz (26/0)	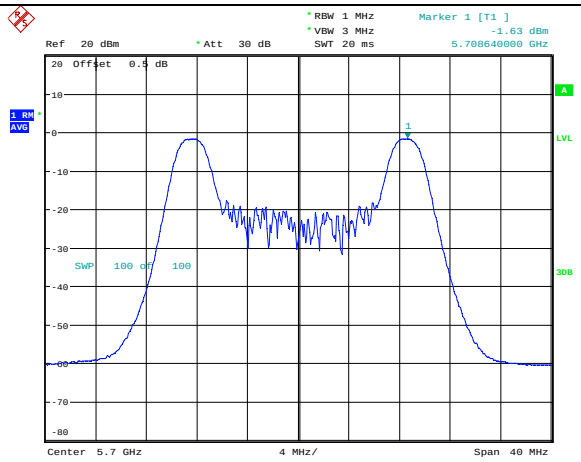
802.11ax hew20 5700 MHz (242/61)	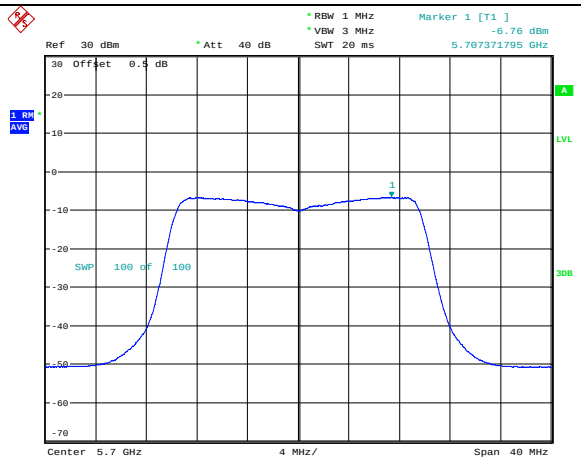

Maximum power spectral density	
802.11ax hew20 5720 MHz (26/8)	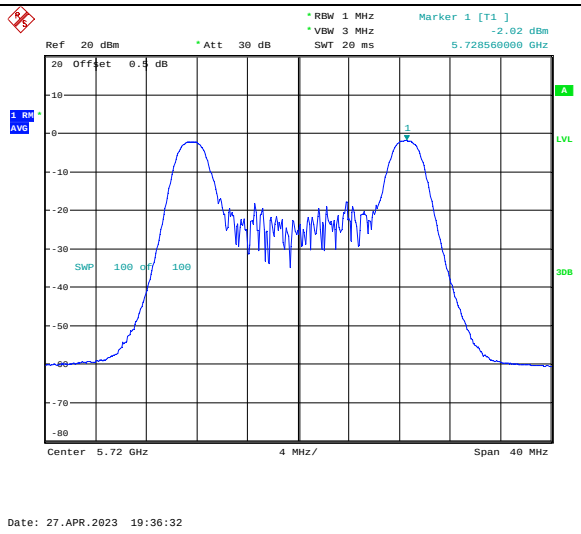
802.11ax hew20 5720 MHz (242/61)	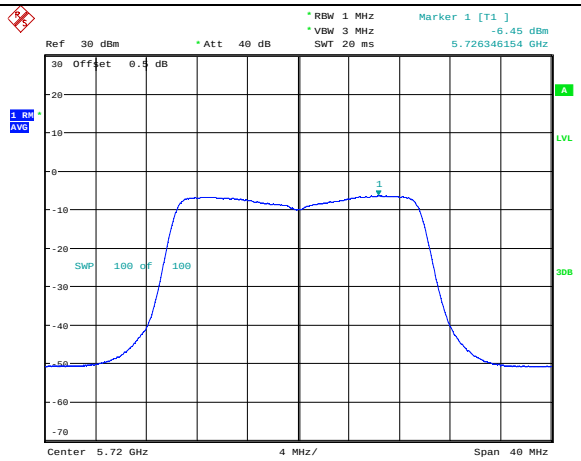
802.11ax hew40 5510 MHz (26/0)	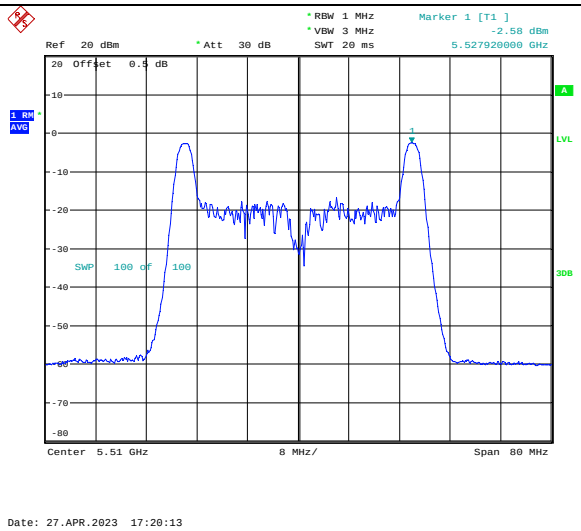

Maximum power spectral density	
802.11ax hew40 5510 MHz (484/65)	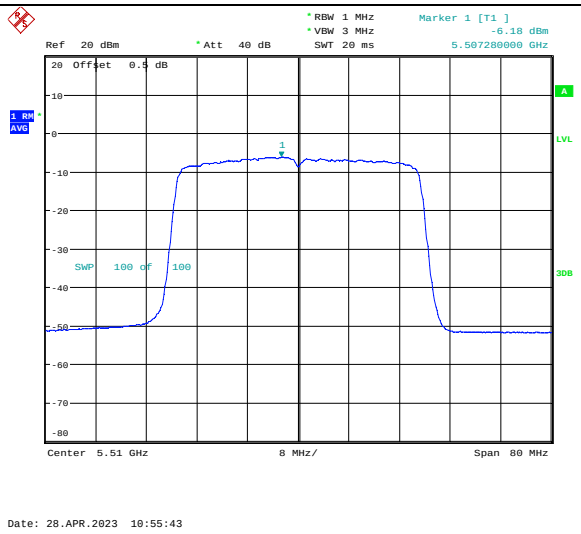
802.11ax hew40 5550 MHz (26/0)	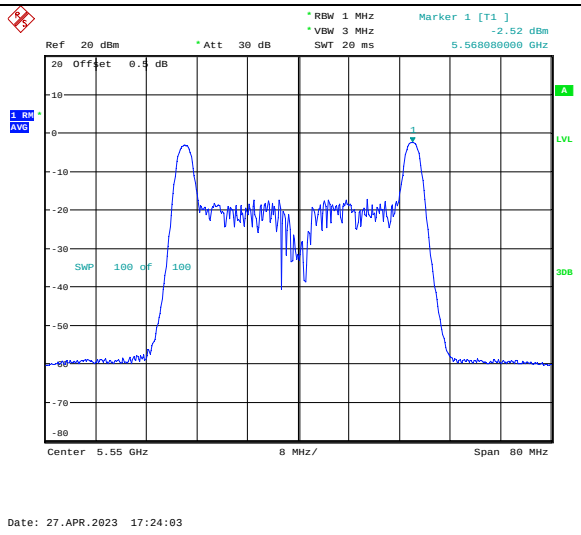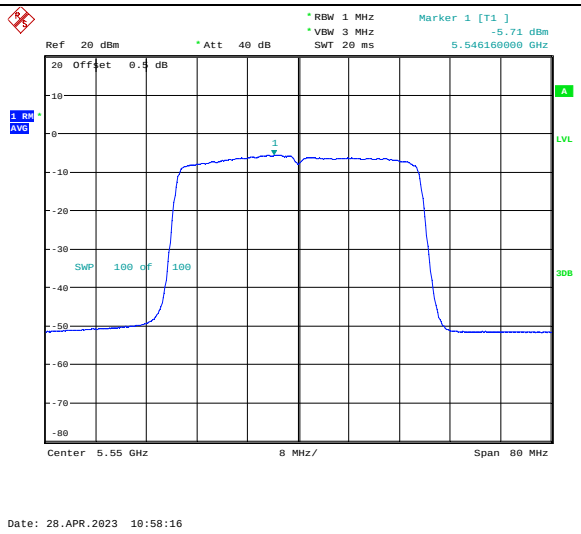
802.11ax hew40 5550 MHz (484/65)