157g铜版纸，正反印，三折页，风琴折

50mm 50mm 50mm

80mm

Optic Wireless Charging Phone Stand

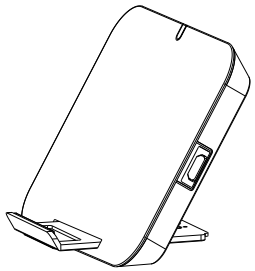

AB0478

Instruction manual

Product schematic diagram:

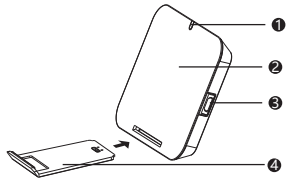

❶ LED light
❷ Wireless charging area
❸ Micro input
❹ Phone holder
❺ Manual
❻ Micro cable

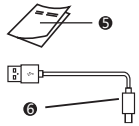

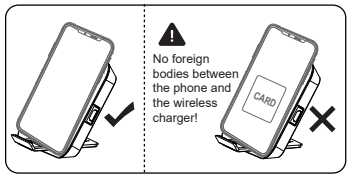

Packing list:

Wireless charger	x1
Manual	x1
Micro cable	x1

Product parameters:

Product name: Optic Wireless Charging Phone Stand
Item: SM-2818BK
Model: AB0478
PO: M000037659
FCC ID: 2BAUN-AB0478
Input: 5V/1.5A
Output: 5W
Bulletline Inc.
Made in Laos

Charging method:

1. This product has 1 LED indicator lamp. When power on, LED lights to red and green sequence flashing under two, and then green lights off, red light.
2. Once connected, place the supporting wireless charging mobile device in the wireless charging area. When charging, red light turns off, green light quantity.

☒ **Attention: When using the wireless charging function, if the LED indicator flashes, the device does not support wireless charging or there is foreign body interference between the device and the wireless charging surface, or overheating.**

Points to note:

Before using this product, please be sure to read the product manual carefully, and according to the instructions of the use of the correct operation.

- Do not disassemble the device by yourself. This product is not equipped with any self-disassembly/maintenance parts.
- The wireless charger has multiple protection functions. When the charging is abnormal, check the status of the mobile phone and place the mobile phone again after handling.
- In order to give full play to the best charging performance, the use of the company's Charger is recommended.
- If the mobile phone is not placed correctly, it may lead to the mobile phone can not be charged properly.
- Don't put anything between the phone and the charger.

☒ **Note: If you place a magnetic stand, protective case, metal or room card, bus card, bank card, passport, etc. with an NFC or RFID chip between the phone and the Charger, it may degrade the charger, cause heat, or even damage the product. Please stop using the product immediately if there is any abnormal fever.**

Security information:

Please read and follow the following notes before using and operating the device.

- In medical and health-care settings where the use of wireless devices is explicitly prohibited, please comply with the site regulations and turn off the devices.
- When using this device, keep at least 30 cm away from the i mplanted medical device (such as pacemaker, cochlear implant, etc.) .
- Please keep the equipment dry. Please do not use the equipment in the dusty, damp place, in order to avoid causing equipment failure.
- Please do not use this equipment in the thunderstorm day, lest cause the equipment failure or the electric shock danger.

50mm 50mm 50mm

80mm

- Use the device at a temperature range of -10 ° C to 45 ° C, and store the device at a temperature range of -40 ° C to 70 ° C to avoid device faults.
- Do not expose your equipment to high temperatures or heat, such as sunlight, heaters, microwaves, ovens, or water heaters.
- Do not use this product beyond its maximum output parameters. Overload output may cause risk of fire or injury.
- Please treat the equipment according to the local regulations. Do not treat the equipment as domestic waste. Please comply with this equipment and its attachments for handling of local ordinances, and support recovery actions.
- Do not allow children or pets to swallow equipment as this may cause harm to them.
- This equipment and its accessories may contain some small parts, please put the equipment and its accessories in a place that children can not reach. Children may inadvertently damage the device and its accessories, or swallow small parts causing asphyxiation, asphyxiation, or other hazards.
- Please do not drop, squeeze or puncture equipment, so as to avoid causing equipment failure.
- Use of unauthorized or incompatible power supplies, chargers, or batteries can cause fire or other hazards.
- Wireless charger with multiple protection functions, charging abnormal, check the status of the mobile phone, re-processing the new placement of mobile phone.

FCC COMPLIANCE STATEMENT:

This device complies with part 15 of the FCC Rules. Operation is subject to the following two conditions:

(1) This device may not cause harmful interference, and

(2) this device must accept any interference received, including interference that may cause undesired operation.

Note: This equipment has been tested and found to comply with the limits for a Class B digital device, pursuant to Part 15 of the FCC Rules. These limits are designed to provide reasonable protection against harmful interference in a residential installation. This equipment generates, uses and can radiate radio frequency energy and, if not installed and used in accordance with the instructions, may cause harmful interference to radio communications.

However, there is no guarantee that interference will not occur in a particular installation. If this equipment does cause harmful interference to radio or television reception, which can be determined by turning the equipment off and on, the user is encouraged to try to correct the interference by one or more of the following measures:

- Reorient or relocate the receiving antenna.
- Increase the separation between the equipment and receiver.
- Connect the equipment into an outlet on a circuit different from that to which the receiver is connected.

- Consult the dealer or an experienced radio/TV technician for help.

Warning: Changes or modifications to this unit not expressly approved by the part responsible for compliance could void the user's authority to operate the equipment.

FCC Radiation Exposure Statement:

This equipment complied with FCC radiation exposure limits set forth for an uncontrolled environment. This equipment should be installed and operated with minimum distance 20cm between the radiator & your body.

Made in Laos

Warranty card

Sincerely thank you for buying and using our products!

This product has passed the strict quality inspection. According to the warranty card, we will be responsible for the free maintenance during the warranty period if the hardware malfunction is caused by the quality problem of the product. For more information, please consult US, thank you!

Warranty description (warranty scope is limited to the main unit only, not including accessories and freebies)

1. Customers who purchase our series products will enjoy after-sales service according to the relevant regulations of the state.
2. If there is a quality issue with the product you purchase. It can be replaced within 15 days without man-made damage, disassembly and repair, and packing intact.
3. Purchase this product to enjoy one year free maintenance service.
4. The warranty shall expire and maintenance services shall be provided free of charge, provided that the corresponding accessories and manual repair fees shall be charged for the maintenance:

① The damage caused by human factors, including abnormal working conditions, not according to the use of the manual, caused by damage, etc. .
② The user disassembles the machine, repairs and refits by himself, and is maintained by a maintenance department of the company or by an unauthorized organization.
③ Damaged by force majeure.
④ Without the product warranty card and valid purchase certificate, and unable to verify the user's information files.
⑤ The Bar Code and the date of manufacture of the goods were torn (outer packing) .
⑥ Past expiration date.

Form filling

User Name:		Date Of Purchase:	
Contact Number:		Sales Unit:	
Model:		Sales Address:	
Client Address:			

*This warranty card is properly kept by the customer as the warranty certificate of the product without any alteration.